中文封面▶

DGH600使用指南

2.4GHz数字无线电竞游戏耳机



打造专业无线电竞耳机，每局每一位马真对抗赛

英文封面▶

DGH600 User Manual

2.4GHz Digital Wireless Professional Gaming Headphone



Professional gear for real Gamer

产品特点

1. 2.4G数字跳频抗干扰技术
2. 沉浸式虚拟环绕声
3. 可降噪麦克风
4. 持久佩戴舒适无压感设
5. 游戏直连模式
6. 智能省电模式
7. 极低无线延时超低延迟

产品概览

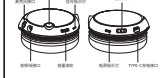


①游戏耳机 ②耳机套 ③2.4GHz无线音频传

④麦克风 ⑤充电线 ⑥说明书

-1-

功能简介



麦克风开关 / 环绕声开关 麦克风接口 音量调节开关 电源开关

音频传输接口 音量调节 电源指示灯 TYPE-C充电接口

-2-

连接与操作

首次使用前充电

①第一次使用耳机前请务必为电池充电不少于3小时，使电池性能达到最佳状态再开始使用耳机，充电前请先关闭耳机电源。

②充电时红色指示灯常亮，电量达到满电时绿色指示灯常亮。



Type-C接口 USB接口

-3-

连接方式

有线连



①对准插孔槽位，正确插入

②插稳后听到"咔哒"一声

-3-

连接方式



①将2.4GHz无线音频传输发射器的USB接口插入电脑接口

②开启耳机电源

③当耳机上的绿色指示灯为常亮时，表示耳机与发射器已经成功连接

当无线音频传输发射器未开启或关机，**如果没有声音，请检查电脑上的音频设置**：

按照如图示点击桌面工具栏的声音图标，选择播放设备。

①设定2.4G Gaming headset为默认设备。

②点击确认，设定2.4G Gaming headset为默认设备。



播放设备

录音设备

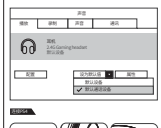
声音

音量控制选项

-4-

连接方式

PS4



①将2.4GHz无线音频传输发射器的USB接口插入PS4主机

②开启耳机电源

③当耳机上的绿色指示灯为常亮时，表示耳机与发射器已经成功连接。

-5-

设置 PS4

1.设置 > 设备 > 音频设备

2.输入设备: USB 耳机 "2.4G Gaming headset"

3.输出设备: USB 耳机 "2.4G Gaming headset"

4.输出至耳机: 所有音频

5.设置音量 (耳机): 75-100%



音频设备

输入设备 2.4G Gaming headset

输出设备 2.4G Gaming headset

调整麦克风音量

静音麦克风

输出至耳机

耳机音量

-6-

Xbox One S



使用2.5mm转3.5mm音频线连接手柄与耳机，（注：当耳机使用音频转换器连接设备时，切换至有线连接模式时，耳机上的功能键将无法使用）

-6-

连接方式

Xbox One S/X

①菜单页面选择"全部设置" 不进入"聊天和制作"

②选择"显示和声音" ③选择"个体音频"

④选择"音量"

Nintendo Switch



①将2.4GHz无线音频传输发射器的USB接口插入Switch主机


②开启耳机电源

③当耳机上的绿色指示灯为常亮时，表示耳机与发射器已经成功连接。

-7-

调整音量

当音量调整至最大或最小时耳机会发出提示音。



耳机音量调整

为了保护听力请勿长时间，请勿以较高以过大音量使用耳机。

麦克风开关 / 环绕声开关

开启环境音，麦克风开关默认为关闭状态，环境声开关默认为关闭状态。

点击 环境音/麦克风开关功能，开启环境音——麦克风，关闭环境音/麦克风。

长按 3秒钟，可开启/关闭环境声功能，开启环境音/麦克风时，关闭环境音——麦克风。

智能休眠

开启耳机后30秒钟内耳机没有连接设备或没有检测到音频输入超过5分钟时，耳机将会关机，再次使用耳机时必须要将头戴耳机电源开关按关机。

-8-

充电指示

当耳机电量即将用完时，耳机将会每5分钟发出提示音，请开始为耳机电池充电，电满以后提示音设备将停止。

有线直连模式

使用2.5音频线连接耳机至游戏设备，耳机切换为有线模式，耳机上功能键及环绕声处有线模式下无法使用，麦克风将保持开启状态。

重新配对

注意：用户无需进行手动配对，耳机与发射器将会自动连接，若出现无法连接的情况，请按照以下步骤重新连接。

1.开启耳机电源。

2.长按 3秒钮以上将耳机切换到配对等待模式进行连接。

3.如果耳机已经进入等待连接，请长按发射器的配对按钮，耳机和发射器会连接成功。

-9-



10s

耳机LED指示灯状态

型号	状态	指示灯
DGH600	开机	电源指示灯亮
	关机	蓝、绿灯熄灭
	重新配对	绿灯快闪
	配对成功（有音源输入）	绿灯长亮
	配对成功（无音源输入）	绿灯闪烁
	无音频输入10分钟后	绿灯熄灭
	电量不足	红灯闪烁
	充电中	红灯长亮
	充电完成	绿灯长亮

-10-

故障解答

没有声音

可能原因	解决方案
电源关闭	确保耳机电源已开启，耳机上的蓝色指示灯常亮。
音频线连接松动或损坏	确保所有连接正确。
静音故障	检查音频设置或主机上是否静音，确保从发射器到耳机的音频路径畅通。
无线断开	检查耳机上的环境音/麦克风开关，如果开启，确保发射器和耳机没有距离过远或有障碍，确保上述事项均不影响无线传。

声音有杂音或音质不佳

可能原因	解决方案
干扰源	远离可能造成干扰的设备，如无线网络设备或其他发射器。
信号衰减	确保发射器与耳机之间没有障碍物或墙壁，确保发射器没有被遮挡或者物品阻挡或者信号不好设备。

麦克风无法不清晰或者不好

可能原因	解决方案
麦克风静音或位置不正确	检查麦克风是否被静音或者麦克风是否正确放置在嘴前。确保麦克风设置，调整上述步骤设置。
麦克风损坏	如果麦克风仍然无法使用，请联系客服进行更换。
麦克风杂音故障	确保麦克风远离设备和警告，远离上的物品。

-11-

产品参数

传输方式 2.4G	电池类型 内置
传输距离 10米	电池 3.7V锂电池
输出功率 20mW	电池容量 1000mAh
频率响应 20Hz-20KHz	有线传输 2.0米
灵敏度 105dB	使用时间 20小时
阻抗 32欧姆	接口 Type-C 3.5mm
麦克风 400mm	颜色 黑红色
总重量 约268	

-12-

TROUBLESHOOTING

No Sound

Possible cause	Solution
Power is off	Confirm that the headphone is on. The blue LED on headphone is solid.
Head has battery	Confirm that the headphone battery is charged
Loose connection	For PC or game console use, confirm that USB transmitter is properly seated in the USB port of device. In wired use, confirm that the audio cable plugs are firmly seated in the headphone and the audio device.
Lost pairing	Confirm that the connection green LED is solid on the dongle on. If the LED is slowly flashing indicates that the transmitter isn't communicating with the headphone. Please follow the re-pair steps.

Audio Drops, Popping or Clicking Sounds

Possible cause	Solution
Poor transmission	For best performance, stand within 10 feet from the transmitter. Confirm that there is no wall or other large object between the headphone and transmitter. Confirm that the location of the transmitter is clear of obstructions and isolated from Wi-Fi base stations or other potential sources of interference.

-13-

Voice Chat Drops

Possible cause	Solution
Incorrect PC/console setup	Confirm that PC or game console is properly configured for 2.4GHz wireless headset. (see PC and console setup above)
Mic clicked	Press on the headphone to switch the microphone between on and off (muted)
Mic disconnected	Confirm that the jack of removable microphone is firmly inserted into the headphone.

TECHNICAL SPECIFICATIONS

Transmission Mode 2.4GHz	Protection 6%
Working Range 10 meters	Battery 3.7V Lithium Battery
Output Power 20mW	Battery Capacity 1000mAh
Frequency Response 20Hz-20KHz	Charge Time 2 hours
Sensitivity 105dB	Working Time 20 hours
Impedance 32Ω	Port Type-C 3.5mm
Dimension 400mm	Color black and red
S/N Ratio 75dB	

-14-

12. CAUTION

To protect your hearing, please do not use the headphone at high volume for along time.Wireless transmission will produce electromagnetic signal which may interfere the heart pacemaker or other medical instruments property function. Please follow your doctor' s instruction.

NOTE: This equipment has been tested and found to comply with the limits for a Class B digital device, pursuant to Part 15 of the FCC Rules. These limits are designed to provide reasonable protection against harmful interference in a residential installation. This equipment generates uses and can radiate radio frequency energy and, if not installed and used in accordance with the instructions, may cause harmful interference to radio communications. However, there is no guarantee that interference will not occur in a particular installation. If this equipment does cause harmful interference to radio or television reception, which can be determined by turning the equipment off and on, the user is encouraged to try to correct the interference by one of the following measures:

- Reorient or relocate the receiving antenna.
- Increase the separation between the equipment and receiver.
- Connect the equipment into an outlet on a circuit different from that to which the receiver is connected.
- Consult the dealer or an experienced radio/TV technician for help.

The device has been evaluated to meet general RF exposure requirement. The device can be used in portable exposure cond-tion without restriction.

WARNING: Any changes or modifications not expressly approved by the party responsible for compliance could void the user's authority to operate this equipment.

The device must not be co-located or operating in conjunction with any other antenna or transmitter.

This device complies with FCC 's radiation exposure limits set forth for an uncontrolled environment.

-15-

Work temperature: 10°C~45°C

CAUTION: Danger of explosion if battery is incorrectly replaced.Replace only with the same or equivalent type.

No naked flame sources, such as lighted candles, should be placed on the apparatus.

Attention should be drawn to environmental aspects of battery disposal.

The batteries shall not be exposed to excessive heat such as sunshine, fire or the like.

WARNING: Please refer the information on exterior bottom enclosure for electrical and safety information before operating the apparatus.

Use only power supplies listed in the user instructions:

Adapter model: YL-JAN-0506055 or YL-JAN-1005055 or YL-JEC-0500055

Made By: Dongguan Yinli Electronics Co., Ltd

Correct Disposal of this product. This marking indicates that this product should not be disposed with other household wastes throughout the EU. To prevent possible harm to the environment or human health from uncontrolled waste disposal, recycle it responsibly to promote the sustainable reuse of material resources. To return your used device,please use the return and collection systems or contact the retailer where the product was purchased.

They can take this product for environmental safe recycling. "This device complies with Part 15 of the FCC Rules. Operation is subject to the following two conditions: (1) this device may not cause harmful interference, and

(2) this device must accept any interference received, including interference that may cause undesired operation.

-16-