Appendix B: Test Data for E-UTRA Band 2

Product Name: Vehicle intelligent terminal
Trade Mark: TENSORTEC
Test Model: MV03

Environmental Conditions

Temperature:	24.6° C
Relative Humidity:	53.1%
ATM Pressure:	100.0 kPa
Test Engineer:	Diamond Lu
Supervised by:	LI HUAN

B.1 Conducted Output Power

Conducted Output Power Test Result (Channel Bandwidth: 1.4 MHz)						
Modulation	Channel	RB Configuration		Average Power [dBm]	Average Power [dBm]	Verdict
		Size	Offset	QPSK	16QAM	
QPSK / 16QAM	LCH	1	0	22.80	21.42	PASS
		1	3	22.65	21.63	PASS
		1	5	22.51	21.54	PASS
		3	0	22.28	21.59	PASS
		3	2	22.40	21.68	PASS
		3	3	22.37	21.41	PASS
		6	0	21.34	20.45	PASS
	MCH	1	0	22.74	22.11	PASS
		1	3	22.86	22.12	PASS
		1	5	22.77	22.01	PASS
		3	0	22.82	21.77	PASS
		3	2	22.82	21.54	PASS
		3	3	22.75	21.50	PASS
		6	0	21.75	20.66	PASS
	HCH	1	0	22.42	21.58	PASS
		1	3	22.93	21.64	PASS
		1	5	22.85	21.48	PASS
		3	0	22.79	21.89	PASS
		3	2	22.86	21.44	PASS
		3	3	22.80	21.57	PASS
		6	0	21.92	21.06	PASS

This report shall not be reproduced except in full, without the written approval of Shenzhen LCS Compliance Testing Laboratory Ltd.

Conducted Output Power Test Result (Channel Bandwidth: 3 MHz)						
Modulation	Channel	RB Configuration		Average Power [dBm]	Average Power [dBm]	Verdict
		Size	Offset	QPSK	16QAM	
QPSK / 16QAM	LCH	1	0	22.33	21.58	PASS
		1	7	22.34	21.48	PASS
		1	14	22.61	21.92	PASS
		8	0	21.51	20.52	PASS
		8	4	21.56	20.52	PASS
		8	7	21.59	20.69	PASS
		15	0	21.46	20.66	PASS
	MCH	1	0	22.52	21.90	PASS
		1	7	22.65	22.18	PASS
		1	14	22.86	22.28	PASS
		8	0	21.82	20.97	PASS
		8	4	21.73	20.87	PASS
		8	7	21.66	20.90	PASS
		15	0	21.69	20.76	PASS
	HCH	1	0	22.67	21.58	PASS
		1	7	22.73	21.75	PASS
		1	14	23.14	21.63	PASS
		8	0	21.94	20.74	PASS
		8	4	21.87	20.83	PASS
		8	7	21.88	20.87	PASS
		15	0	21.80	20.92	PASS

Conducted Output Power Test Result (Channel Bandwidth: 5 MHz)						
Modulation	Channel	RB Configuration		Average Power [dBm]	Average Power [dBm]	Verdict
		Size	Offset	QPSK	16QAM	
QPSK / 16QAM	LCH	1	0	22.50	21.27	PASS
		1	12	22.87	21.22	PASS
		1	24	22.73	21.23	PASS
		12	0	21.60	20.77	PASS
		12	6	21.54	20.63	PASS
		12	13	21.74	20.85	PASS
		25	0	21.63	20.86	PASS
	MCH	1	0	22.81	21.33	PASS
		1	12	23.07	21.73	PASS
		1	24	22.83	21.69	PASS
		12	0	21.84	20.81	PASS
		12	6	21.72	20.78	PASS
		12	13	21.85	20.99	PASS
		25	0	21.82	20.78	PASS
	HCH	1	0	22.78	21.65	PASS
		1	12	22.62	21.36	PASS
		1	24	22.97	21.51	PASS
		12	0	21.80	20.79	PASS
		12	6	21.85	20.76	PASS
		12	13	21.97	20.86	PASS
		25	0	21.87	20.86	PASS

This report shall not be reproduced except in full, without the written approval of Shenzhen LCS Compliance Testing Laboratory Ltd.

Conducted Output Power Test Result (Channel Bandwidth: 10 MHz)						
Modulation	Channel	RB Configuration		Average Power [dBm]	Average Power [dBm]	Verdict
		Size	Offset	QPSK	16QAM	
QPSK / 16QAM	LCH	1	0	22.43	22.56	PASS
		1	24	22.68	22.30	PASS
		1	49	22.99	22.42	PASS
		25	0	21.72	20.77	PASS
		25	12	21.70	20.73	PASS
		25	25	21.91	21.05	PASS
		50	0	21.77	20.82	PASS
	MCH	1	0	22.81	22.45	PASS
		1	24	22.69	22.37	PASS
		1	49	22.98	22.44	PASS
		25	0	21.96	21.11	PASS
		25	12	21.83	20.89	PASS
		25	25	21.91	21.08	PASS
		50	0	21.92	20.90	PASS
	HCH	1	0	22.74	21.62	PASS
		1	24	22.79	21.81	PASS
		1	49	23.00	21.70	PASS
		25	0	21.84	21.02	PASS
		25	12	21.94	20.86	PASS
		25	25	21.95	20.89	PASS
		50	0	21.87	20.85	PASS

This report shall not be reproduced except in full, without the written approval of Shenzhen LCS Compliance Testing Laboratory Ltd.

Conducted Output Power Test Result (Channel Bandwidth: 15 MHz)						
Modulation	Channel	RB Configuration		Average Power [dBm]	Average Power [dBm]	Verdict
		Size	Offset	QPSK	16QAM	
QPSK / 16QAM	LCH	1	0	22.28	21.76	PASS
		1	37	22.86	22.28	PASS
		1	74	22.93	22.27	PASS
		37	0	21.64	20.67	PASS
		37	18	21.86	20.90	PASS
		37	38	21.95	20.98	PASS
		75	0	21.80	20.83	PASS
	MCH	1	0	22.58	22.52	PASS
		1	37	22.79	22.27	PASS
		1	74	22.80	22.45	PASS
		37	0	21.81	21.01	PASS
		37	18	21.91	20.78	PASS
		37	38	21.76	21.02	PASS
		75	0	21.86	20.90	PASS
	HCH	1	0	22.75	21.87	PASS
		1	37	22.93	21.90	PASS
		1	74	22.97	21.81	PASS
		37	0	21.83	20.83	PASS
		37	18	21.87	20.85	PASS
		37	38	21.84	20.84	PASS
		75	0	21.87	20.91	PASS

This report shall not be reproduced except in full, without the written approval of Shenzhen LCS Compliance Testing Laboratory Ltd.

Conducted Output Power Test Result (Channel Bandwidth: 20 MHz)						
Modulation	Channel	RB Configuration		Average Power [dBm]	Average Power [dBm]	Verdict
		Size	Offset	QPSK	16QAM	
QPSK / 16QAM	LCH	1	0	22.49	21.15	PASS
		1	49	23.20	21.34	PASS
		1	99	22.94	21.35	PASS
		50	0	21.78	20.94	PASS
		50	25	21.95	20.99	PASS
		50	50	21.95	21.11	PASS
		100	0	21.75	21.06	PASS
	MCH	1	0	22.84	21.86	PASS
		1	49	22.76	21.72	PASS
		1	99	22.92	21.39	PASS
		50	0	21.90	21.00	PASS
		50	25	21.86	20.91	PASS
		50	50	21.77	20.80	PASS
		100	0	21.93	20.97	PASS
	HCH	1	0	22.72	21.32	PASS
		1	49	22.64	21.55	PASS
		1	99	22.69	21.41	PASS
		50	0	21.69	20.55	PASS
		50	25	21.90	20.67	PASS
		50	50	21.82	20.79	PASS
		100	0	21.80	20.85	PASS

B.2 Peak-to-Average Ratio

Peak-to Average Ratio Test Result (Channel Bandwidth: 1.4 MHz)				
Modulation	Channel	Peak-to-Average Ratio [dB]	Limit [dB]	Verdict
QPSK	LCH	3.78	<13	PASS
	MCH	3.95	<13	PASS
	HCH	4.61	<13	PASS
16QAM	LCH	4.65	<13	PASS
	MCH	4.63	<13	PASS
	HCH	5.42	<13	PASS

Peak-to Average Ratio Test Result (Channel Bandwidth: 3 MHz)				
Modulation	Channel	Peak-to-Average Ratio [dB]	Limit [dB]	Verdict
QPSK	LCH	4.02	<13	PASS
	MCH	4.21	<13	PASS
	HCH	4.71	<13	PASS
16QAM	LCH	4.86	<13	PASS
	MCH	5.01	<13	PASS
	HCH	5.54	<13	PASS

Peak-to Average Ratio Test Result (Channel Bandwidth: 5 MHz)				
Modulation	Channel	Peak-to-Average Ratio [dB]	Limit [dB]	Verdict
QPSK	LCH	3.95	<13	PASS
	MCH	4.14	<13	PASS
	HCH	4.67	<13	PASS
16QAM	LCH	4.62	<13	PASS
	MCH	4.95	<13	PASS
	HCH	5.48	<13	PASS

Peak-to Average Ratio Test Result (Channel Bandwidth: 10 MHz)				
Modulation	Channel	Peak-to-Average Ratio [dB]	Limit [dB]	Verdict
QPSK	LCH	4.37	<13	PASS
	MCH	4.37	<13	PASS
	HCH	4.69	<13	PASS
16QAM	LCH	5.1	<13	PASS
	MCH	5.14	<13	PASS
	HCH	5.49	<13	PASS

This report shall not be reproduced except in full, without the written approval of Shenzhen LCS Compliance Testing Laboratory Ltd.

Peak-to Average Ratio Test Result (Channel Bandwidth: 15 MHz)				
Modulation	Channel	Peak-to-Average Ratio [dB]	Limit [dB]	Verdict
QPSK	LCH	4.98	<13	PASS
	MCH	4.81	<13	PASS
	HCH	4.94	<13	PASS
16QAM	LCH	6.05	<13	PASS
	MCH	5.88	<13	PASS
	HCH	6.01	<13	PASS

Peak-to Average Ratio Test Result (Channel Bandwidth: 20 MHz)				
Modulation	Channel	Peak-to-Average Ratio [dB]	Limit [dB]	Verdict
QPSK	LCH	5.81	<13	PASS
	MCH	5.77	<13	PASS
	HCH	5.67	<13	PASS
16QAM	LCH	6.86	<13	PASS
	MCH	6.48	<13	PASS
	HCH	6.58	<13	PASS

Peak-to Average Ratio Test Graph(s) (Channel Bandwidth: 1.4 MHz)_LCH_QPSK

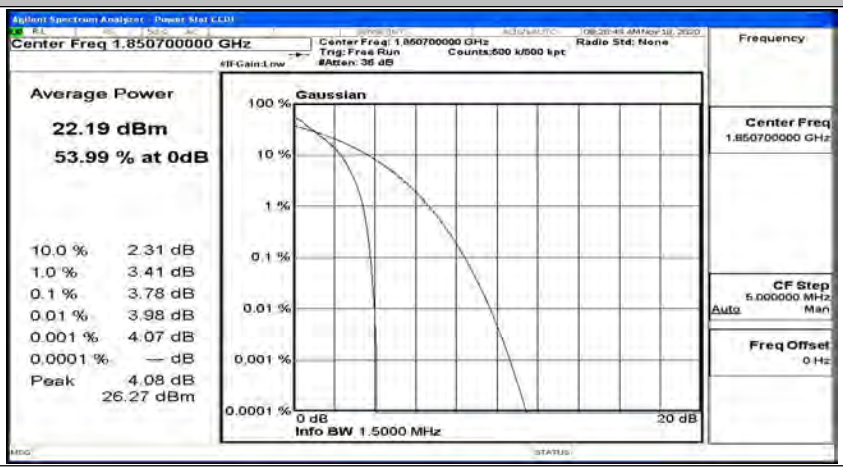

Peak-to Average Ratio Test Graph(s) (Channel Bandwidth: 1.4 MHz)_MCH_QPSK

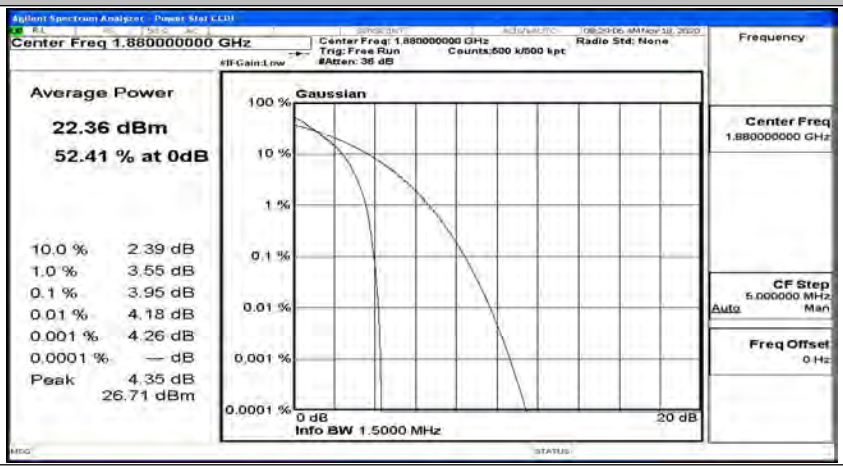

Peak-to Average Ratio Test Graph(s) (Channel Bandwidth: 1.4 MHz)_HCH_QPSK

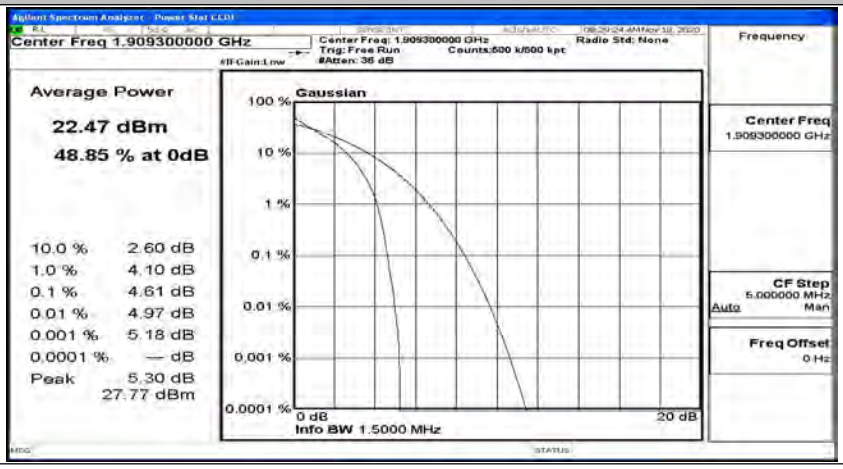

Peak-to Average Ratio Test Graph(s) (Channel Bandwidth: 1.4 MHz)_LCH_16QAM

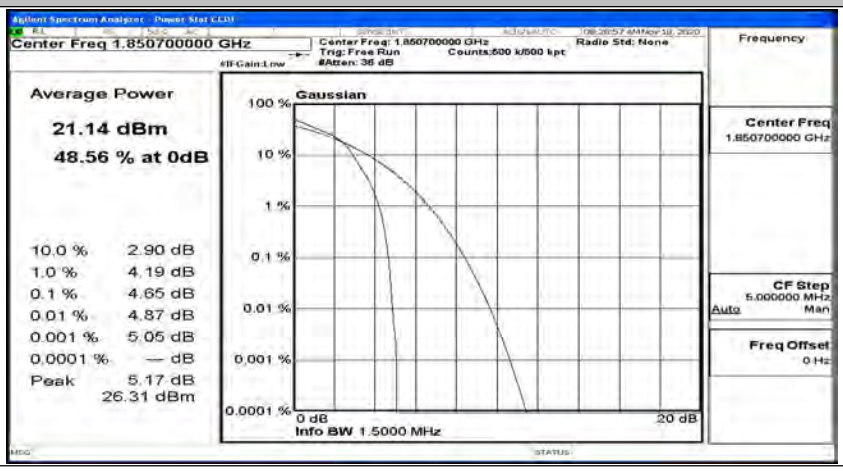

Peak-to Average Ratio Test Graph(s) (Channel Bandwidth: 1.4 MHz)_MCH_16QAM

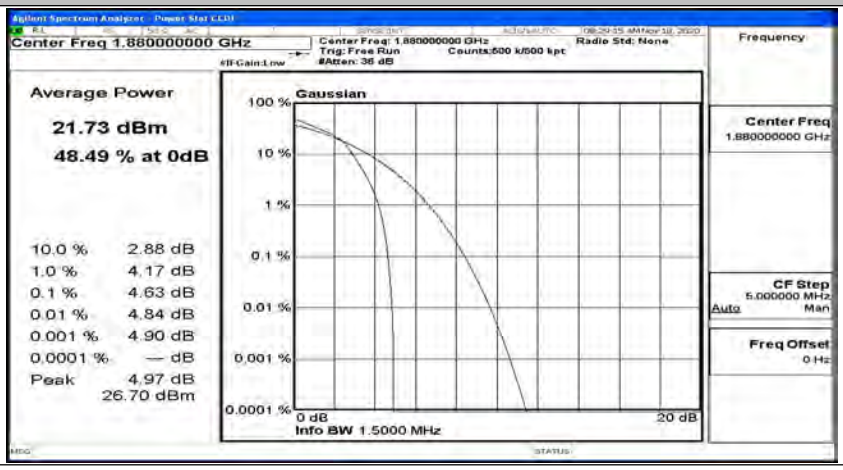

Peak-to Average Ratio Test Graph(s) (Channel Bandwidth: 1.4 MHz)_HCH_16QAM

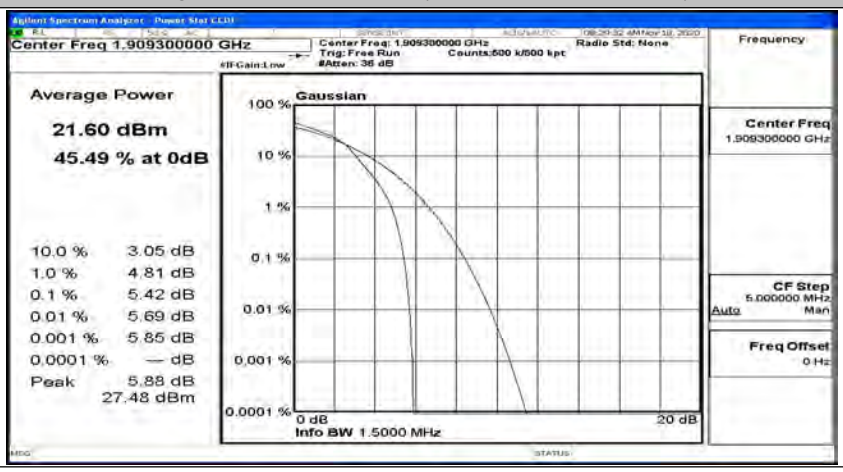

Peak-to Average Ratio Test Graph(s) (Channel Bandwidth: 3 MHz)_LCH_QPSK

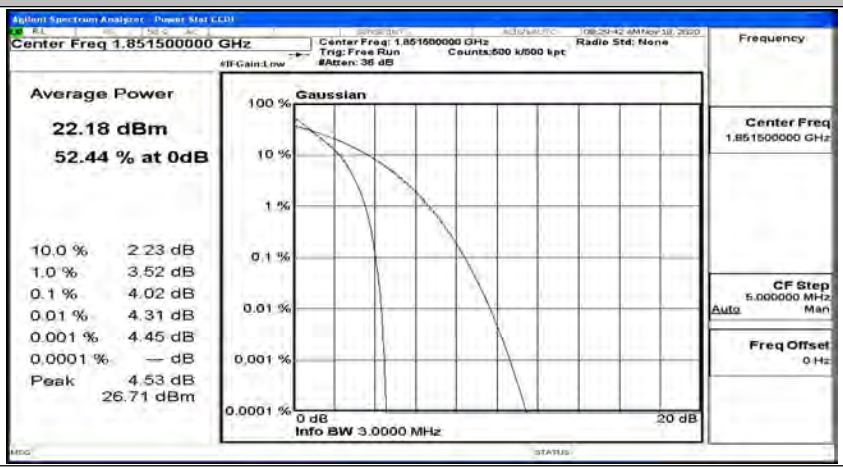

Peak-to Average Ratio Test Graph(s) (Channel Bandwidth: 3 MHz)_MCH_QPSK

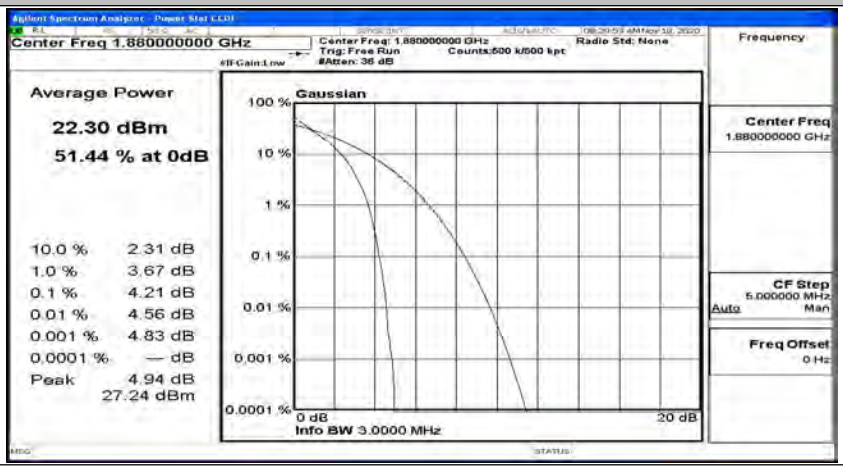

Peak-to Average Ratio Test Graph(s) (Channel Bandwidth: 3 MHz)_HCH_QPSK

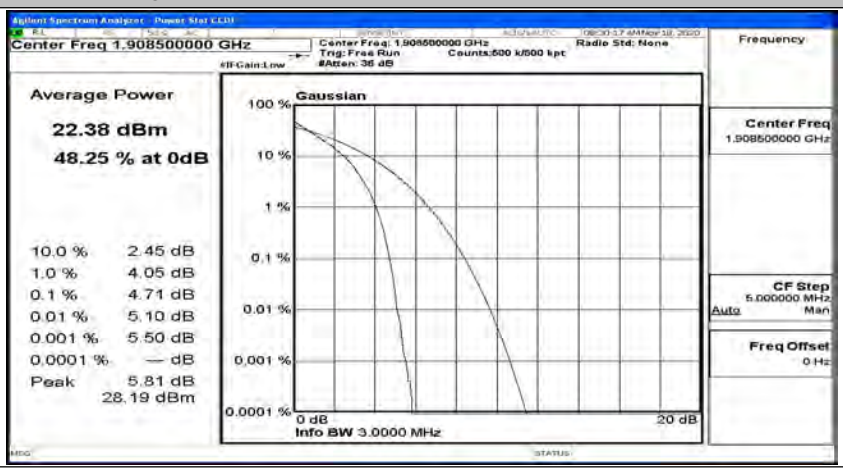

Peak-to Average Ratio Test Graph(s) (Channel Bandwidth: 3 MHz)_LCH_16QAM

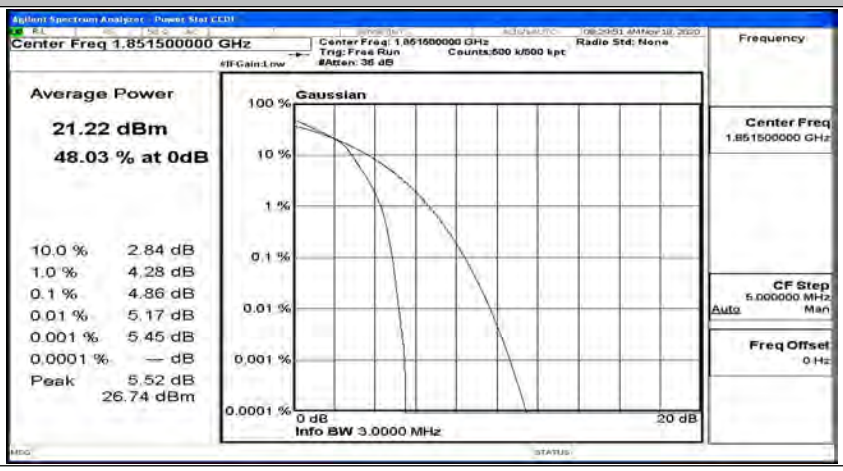

Peak-to Average Ratio Test Graph(s) (Channel Bandwidth: 3 MHz)_MCH_16QAM

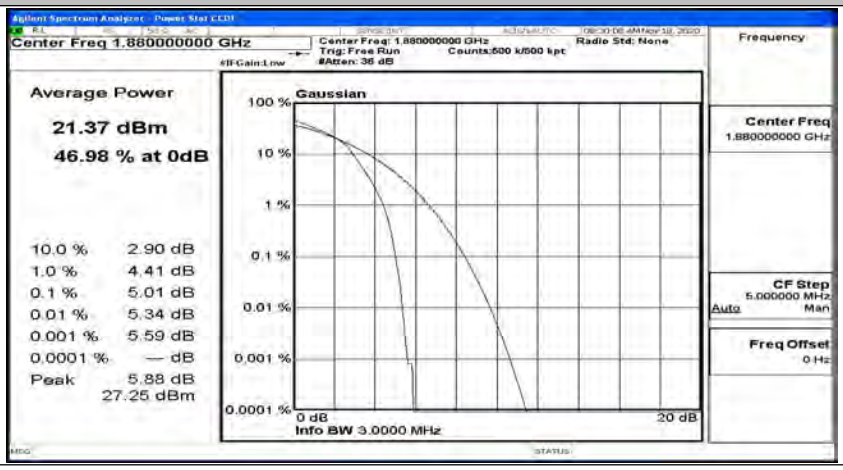

Peak-to Average Ratio Test Graph(s) (Channel Bandwidth: 3 MHz)_HCH_16QAM

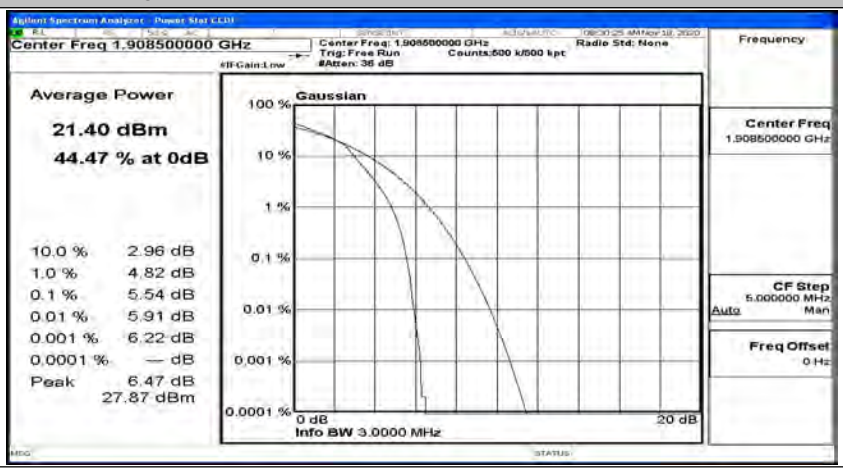

Peak-to Average Ratio Test Graph(s) (Channel Bandwidth: 5 MHz)_LCH_QPSK

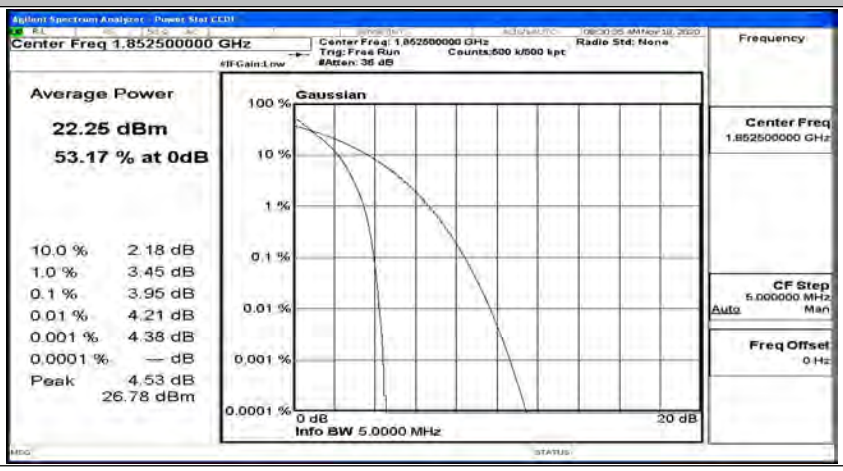

Peak-to Average Ratio Test Graph(s) (Channel Bandwidth: 5 MHz)_MCH_QPSK

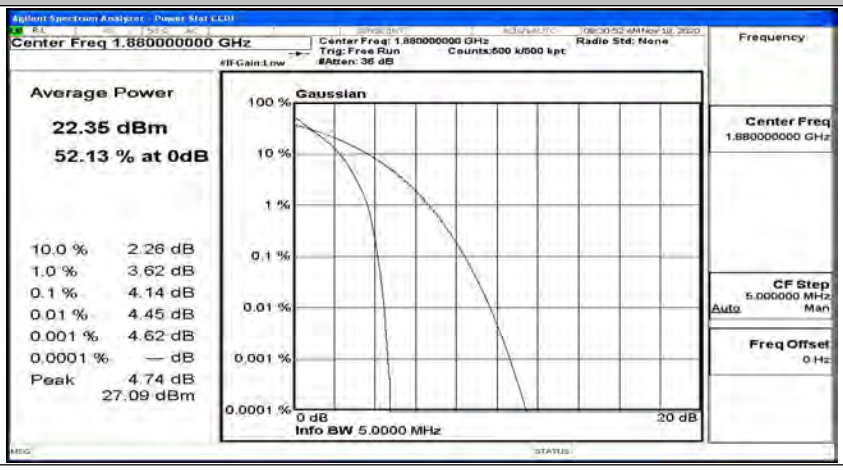

Peak-to Average Ratio Test Graph(s) (Channel Bandwidth: 5 MHz)_HCH_QPSK

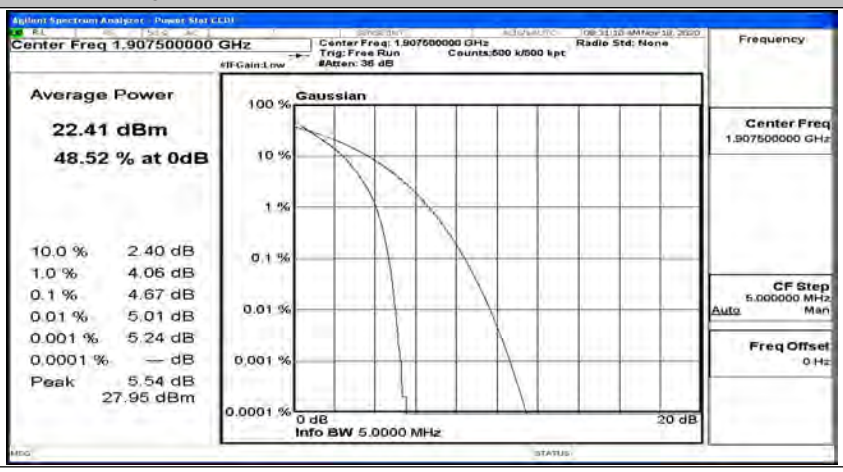

Peak-to Average Ratio Test Graph(s) (Channel Bandwidth: 5 MHz)_LCH_16QAM

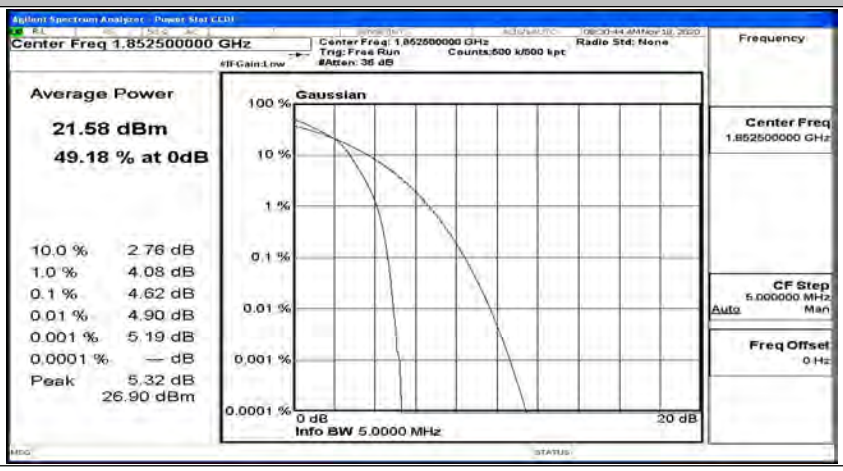

Peak-to Average Ratio Test Graph(s) (Channel Bandwidth: 5 MHz)_MCH_16QAM

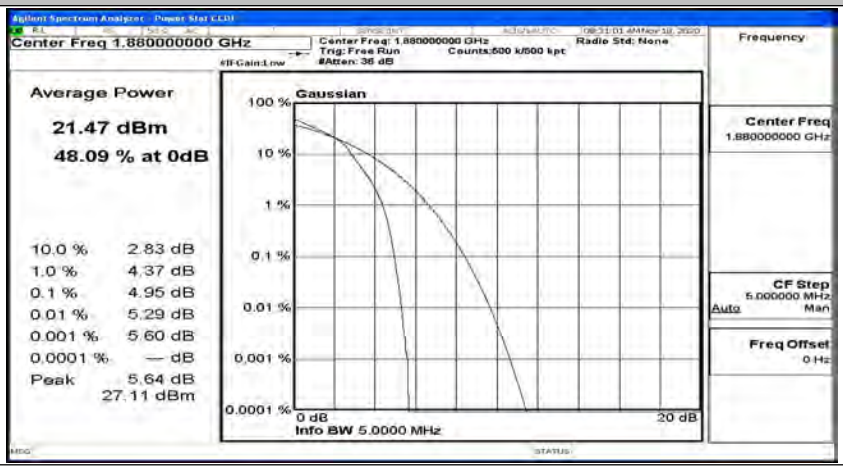

Peak-to Average Ratio Test Graph(s) (Channel Bandwidth: 5 MHz)_HCH_16QAM

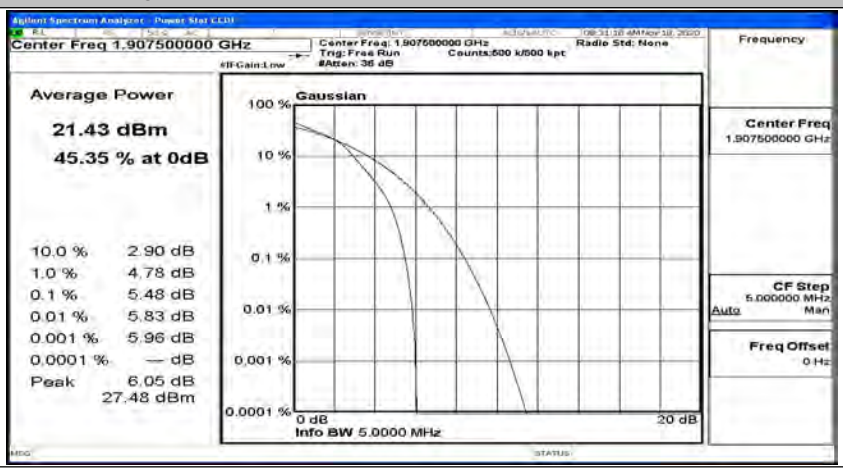

Peak-to Average Ratio Test Graph(s) (Channel Bandwidth: 10 MHz)_LCH_QPSK

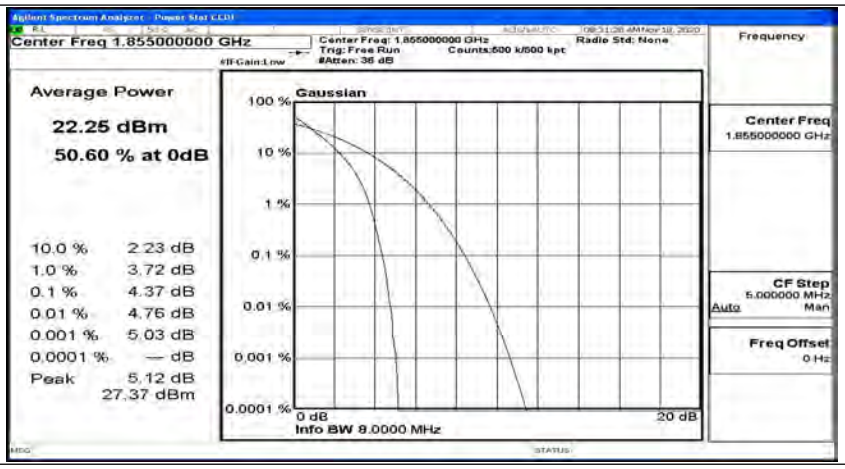
Agilent Spectrum Analyzer - Power Stat CCDF
Center Freq 1.855000000 GHz
Center Freq: 1.855000000 GHz
Trig: Free Run
#Atten: 36 dB
Counts:500 k/500 kpt
Radio Std: None
Frequency
Average Power
22.25 dBm
50.60 % at 0dB
10.0 % 2.23 dB
1.0 % 3.72 dB
0.1 % 4.37 dB
0.01 % 4.76 dB
0.001 % 5.03 dB
0.0001 % — dB
Peak 5.12 dB
27.37 dBm
Gaussian
100 %
10 %
1 %
0.1 %
0.01 %
0.001 %
0.0001 %
0 dB
20 dB
Info BW 8.0000 MHz
Center Freq
1.855000000 GHz
CF Step
5.000000 MHz
Auto
Man
Freq Offset
0 Hz

Peak-to Average Ratio Test Graph(s) (Channel Bandwidth: 10 MHz)_MCH_QPSK

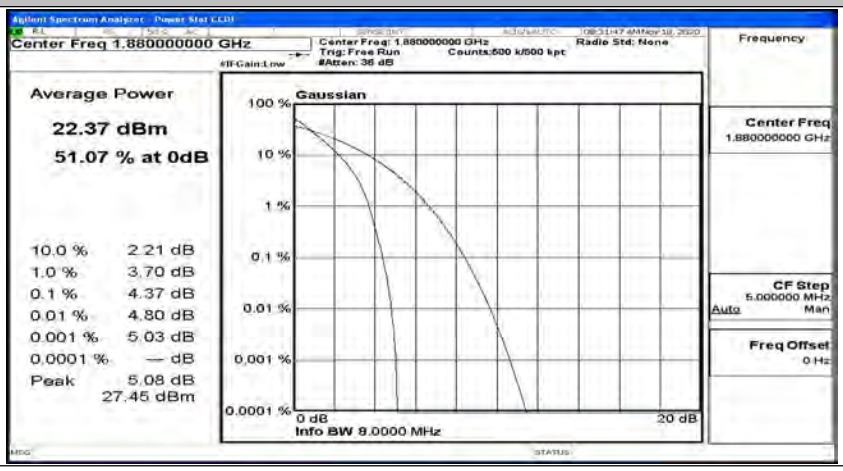

Peak-to Average Ratio Test Graph(s) (Channel Bandwidth: 10 MHz)_HCH_QPSK

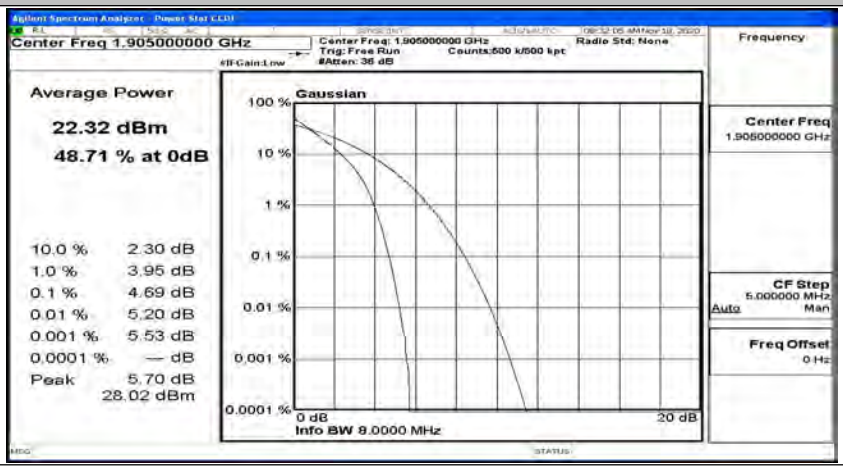

Peak-to Average Ratio Test Graph(s) (Channel Bandwidth: 10 MHz)_LCH_16QAM

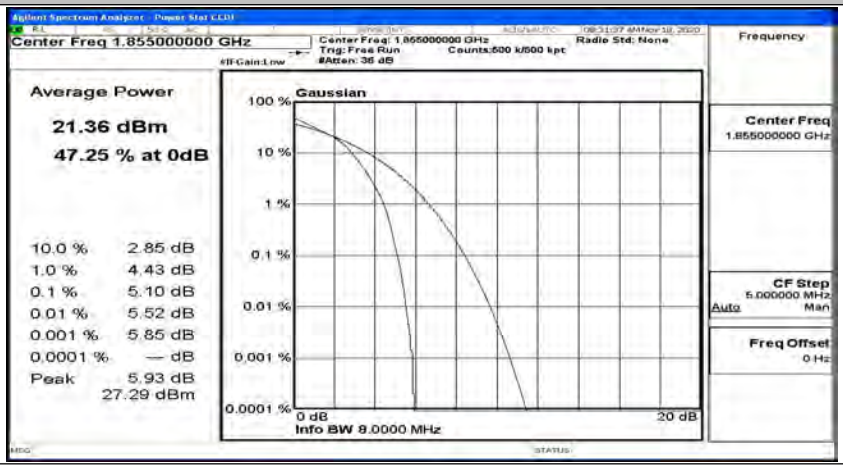

Peak-to Average Ratio Test Graph(s) (Channel Bandwidth: 10 MHz)_MCH_16QAM

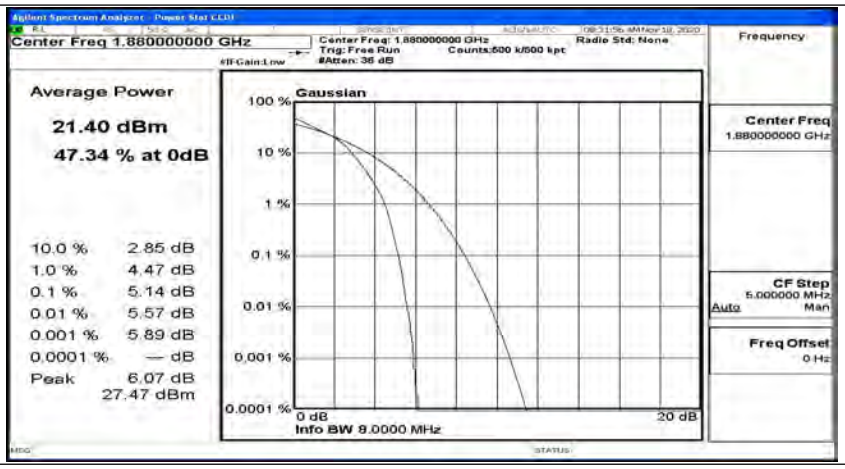
Agilent Spectrum Analyzer - Power Stat CCDF
Center Freq 1.880000000 GHz
Center Freq: 1.880000000 GHz
Trig: Free Run
#Atten: 36 dB
Counts:500 k/500 kpt
Radio Std: None
Frequency
Average Power
21.40 dBm
47.34 % at 0dB
10.0 % 2.85 dB
1.0 % 4.47 dB
0.1 % 5.14 dB
0.01 % 5.57 dB
0.001 % 5.89 dB
0.0001 % — dB
Peak 6.07 dB
27.47 dBm
Gaussian
100 %
10 %
1 %
0.1 %
0.01 %
0.001 %
0.0001 %
0 dB
20 dB
Info BW 9.0000 MHz
Center Freq
1.880000000 GHz
CF Step
5.000000 MHz
Auto
Man
Freq Offset
0 Hz

Peak-to Average Ratio Test Graph(s) (Channel Bandwidth: 10 MHz)_HCH_16QAM

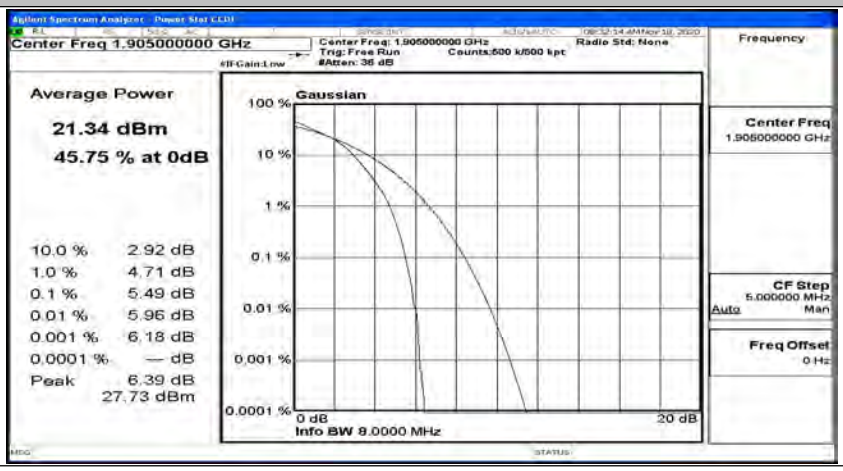

Peak-to Average Ratio Test Graph(s) (Channel Bandwidth:15 MHz)_LCH_QPSK

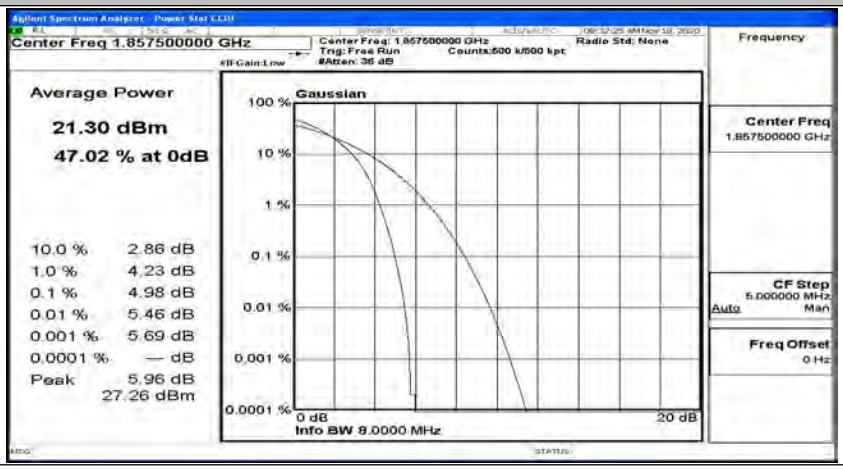

Peak-to Average Ratio Test Graph(s) (Channel Bandwidth:15 MHz)_MCH_QPSK

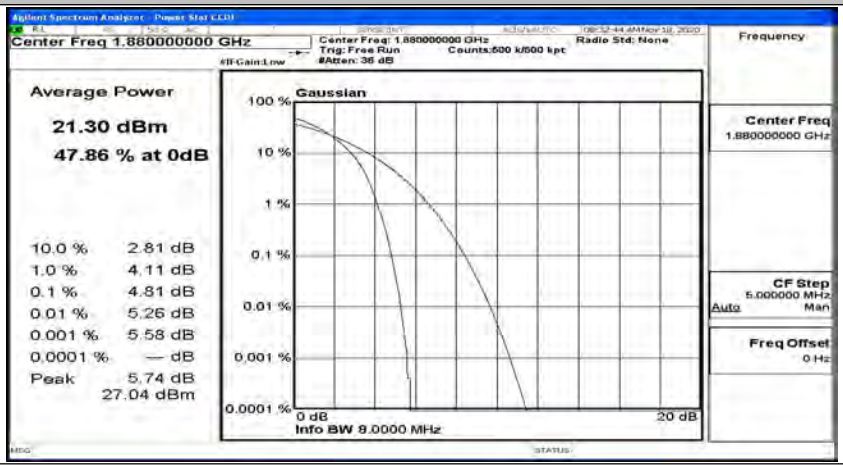

Peak-to Average Ratio Test Graph(s) (Channel Bandwidth:15 MHz)_HCH_QPSK

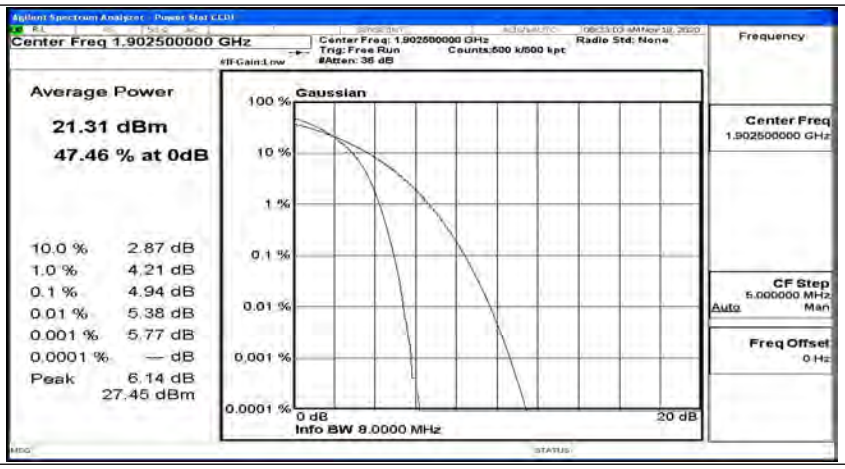
Agilent Spectrum Analyzer - Power Stat CCDF
Center Freq 1.902500000 GHz
Center Freq: 1.902500000 GHz
Trig: Free Run
#Atten: 36 dB
Counts:500 k/500 kpt
Radio Std: None
Frequency
Average Power
21.31 dBm
47.46 % at 0dB
10.0 % 2.87 dB
1.0 % 4.21 dB
0.1 % 4.94 dB
0.01 % 5.38 dB
0.001 % 5.77 dB
0.0001 % — dB
Peak 6.14 dB
27.45 dBm
Gaussian
100 %
10 %
1 %
0.1 %
0.01 %
0.001 %
0.0001 %
0 dB
20 dB
Info BW 8.0000 MHz
Center Freq
1.902500000 GHz
CF Step
5.000000 MHz
Auto
Man
Freq Offset
0 Hz

Peak-to Average Ratio Test Graph(s) (Channel Bandwidth:15 MHz)_LCH_16QAM

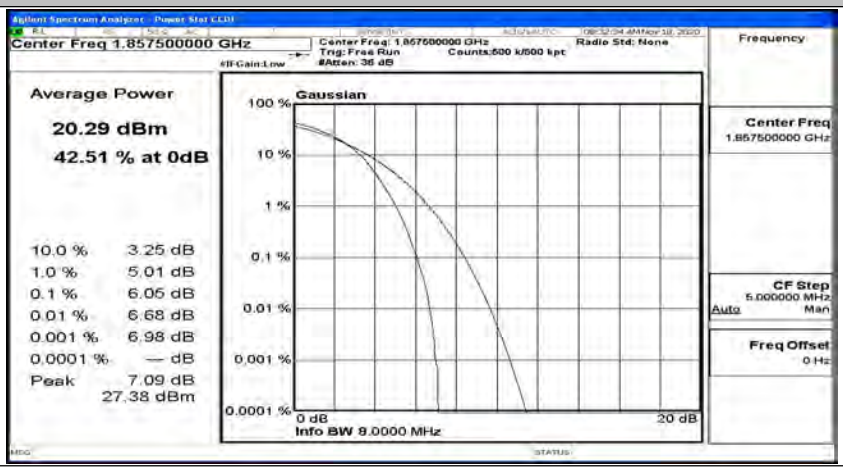

Peak-to Average Ratio Test Graph(s) (Channel Bandwidth:15 MHz)_MCH_16QAM

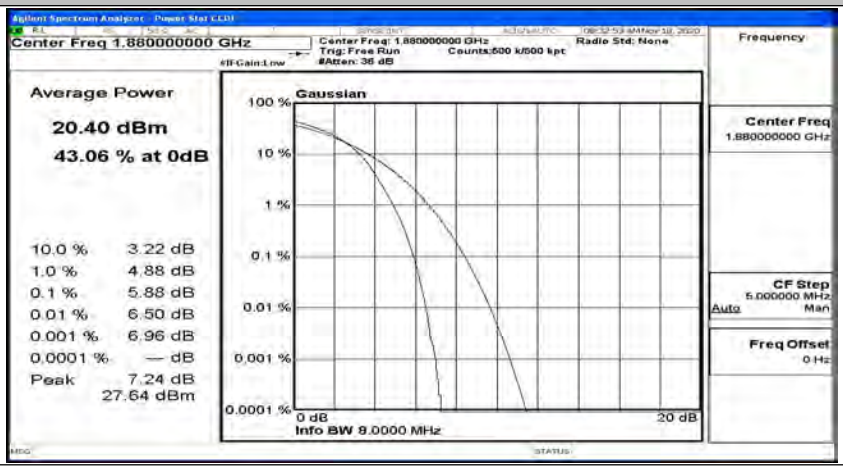

Peak-to Average Ratio Test Graph(s) (Channel Bandwidth:15 MHz)_HCH_16QAM

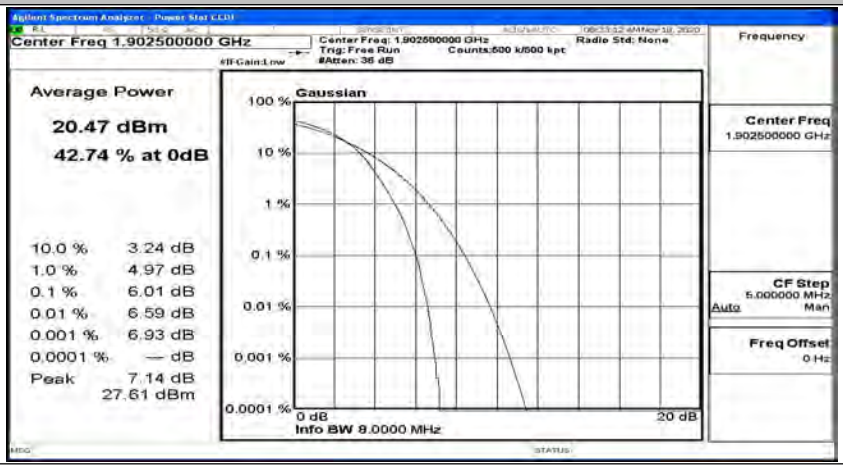

Peak-to Average Ratio Test Graph(s) (Channel Bandwidth:20 MHz)_LCH_QPSK

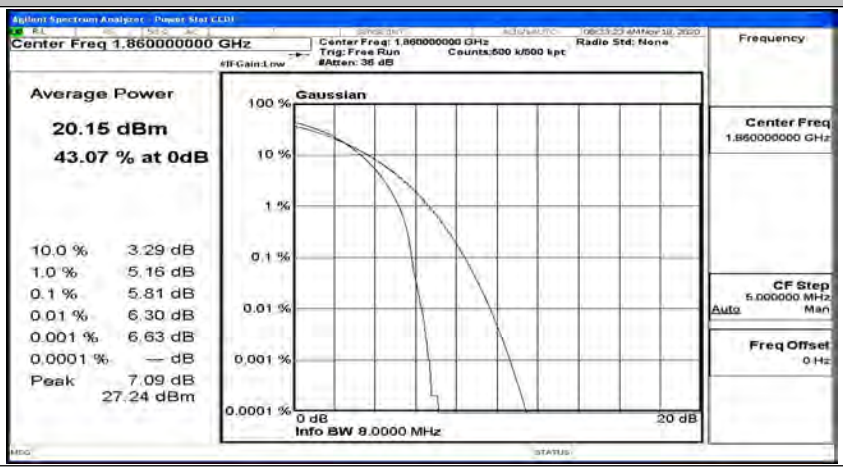

Peak-to Average Ratio Test Graph(s) (Channel Bandwidth:20 MHz)_MCH_QPSK

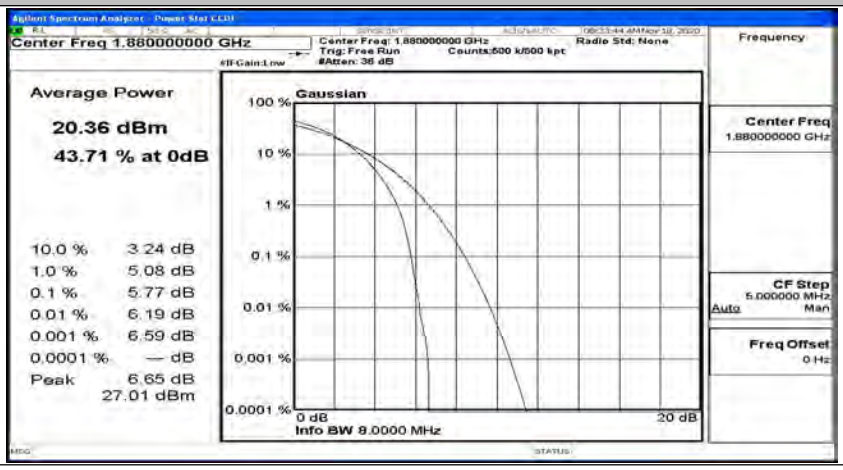

Peak-to Average Ratio Test Graph(s) (Channel Bandwidth:20 MHz)_HCH_QPSK

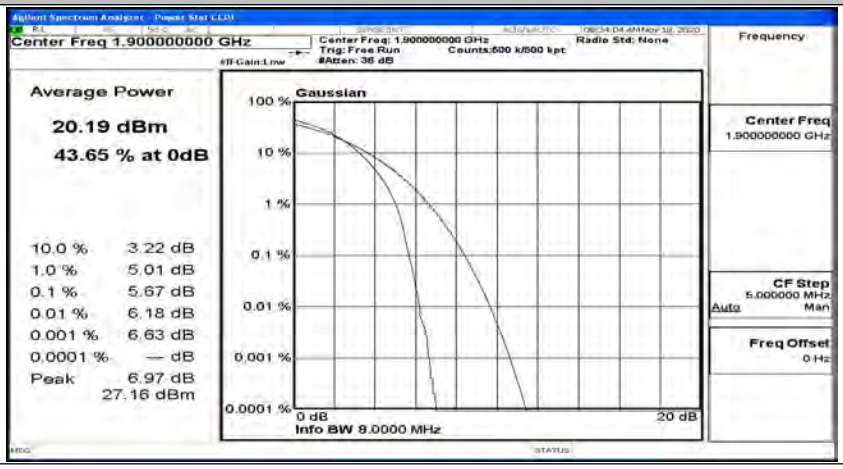

Peak-to Average Ratio Test Graph(s) (Channel Bandwidth:20 MHz)_LCH_16QAM

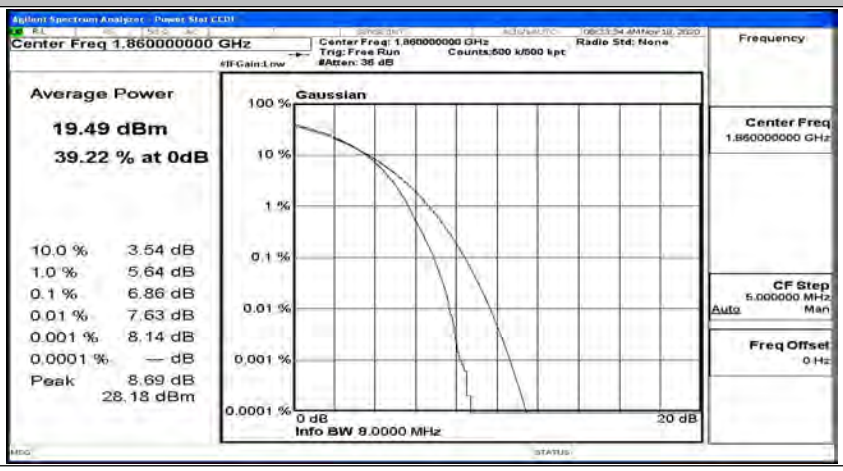

Peak-to Average Ratio Test Graph(s) (Channel Bandwidth:20 MHz)_MCH_16QAM

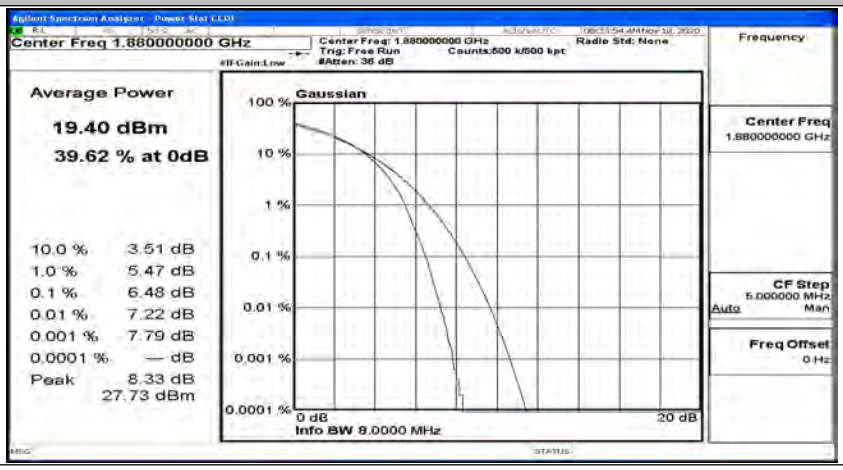

Peak-to Average Ratio Test Graph(s) (Channel Bandwidth:20 MHz)_HCH_16QAM

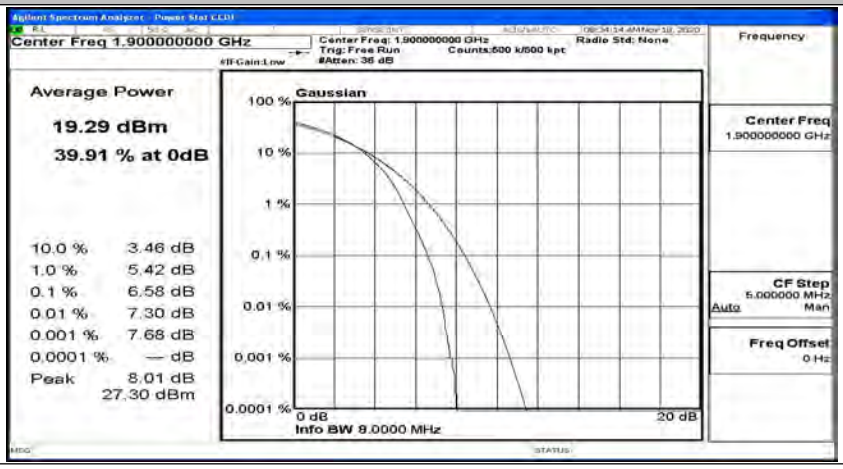

B.3 26dB Bandwidth and Occupied Bandwidth

EBW & OBW Test Result (Channel Bandwidth: 1.4 MHz)				
Modulation	Channel	Occupied Bandwidth (MHz)	26dB Bandwidth (MHz)	Verdict
QPSK	LCH	1.0764	1.255	PASS
	MCH	1.0798	1.244	PASS
	HCH	1.0761	1.236	PASS
16QAM	LCH	1.0795	1.257	PASS
	MCH	1.0770	1.251	PASS
	HCH	1.0799	1.236	PASS

EBW & OBW Test Result (Channel Bandwidth: 3 MHz)				
Modulation	Channel	Occupied Bandwidth (MHz)	26dB Bandwidth (MHz)	Verdict
QPSK	LCH	2.6899	2.959	PASS
	MCH	2.6870	2.930	PASS
	HCH	2.6815	2.882	PASS
16QAM	LCH	2.6849	2.905	PASS
	MCH	2.6881	2.895	PASS
	HCH	2.6869	2.902	PASS

EBW & OBW Test Result (Channel Bandwidth: 5 MHz)				
Modulation	Channel	Occupied Bandwidth (MHz)	26dB Bandwidth (MHz)	Verdict
QPSK	LCH	4.4765	4.927	PASS
	MCH	4.4760	4.856	PASS
	HCH	4.4771	4.820	PASS
16QAM	LCH	4.4841	4.868	PASS
	MCH	4.4761	4.793	PASS
	HCH	4.4770	4.859	PASS

EBW & OBW Test Result (Channel Bandwidth: 10 MHz)				
Modulation	Channel	Occupied Bandwidth (MHz)	26dB Bandwidth (MHz)	Verdict
QPSK	LCH	8.9295	9.525	PASS
	MCH	8.9106	9.405	PASS
	HCH	8.9225	9.464	PASS
16QAM	LCH	8.9327	9.485	PASS
	MCH	8.9351	9.405	PASS
	HCH	8.9112	9.391	PASS

This report shall not be reproduced except in full, without the written approval of Shenzhen LCS Compliance Testing Laboratory Ltd.

EBW & OBW Test Result (Channel Bandwidth: 15 MHz)				
Modulation	Channel	Occupied Bandwidth (MHz)	26dB Bandwidth (MHz)	Verdict
QPSK	LCH	13.373	14.11	PASS
	MCH	13.359	14.09	PASS
	HCH	13.343	14.00	PASS
16QAM	LCH	13.377	14.06	PASS
	MCH	13.360	14.02	PASS
	HCH	13.373	14.04	PASS

EBW & OBW Test Result (Channel Bandwidth: 20 MHz)				
Modulation	Channel	Occupied Bandwidth (MHz)	26dB Bandwidth (MHz)	Verdict
QPSK	LCH	17.814	18.63	PASS
	MCH	17.814	18.57	PASS
	HCH	17.814	18.55	PASS
16QAM	LCH	17.839	18.57	PASS
	MCH	17.796	18.64	PASS
	HCH	17.808	18.50	PASS

EBW & OBW Test Graph(s) (Channel Bandwidth: 1.4 MHz)_LCH_QPSK

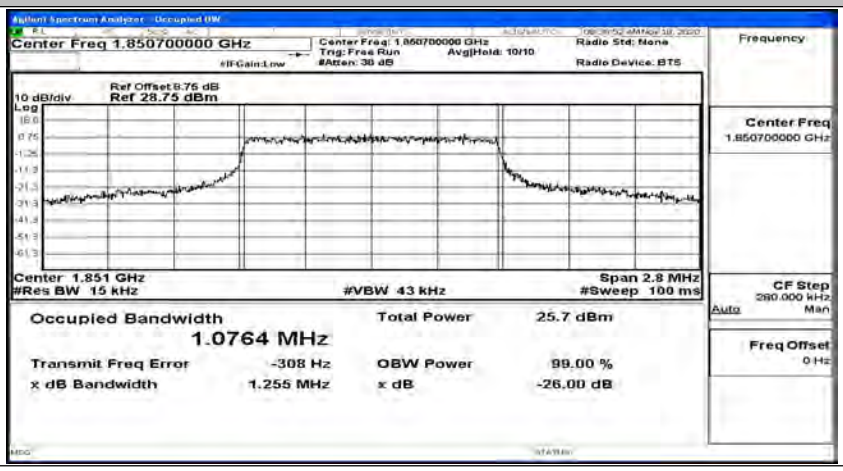

EBW & OBW Test Graph(s) (Channel Bandwidth: 1.4 MHz)_MCH_QPSK

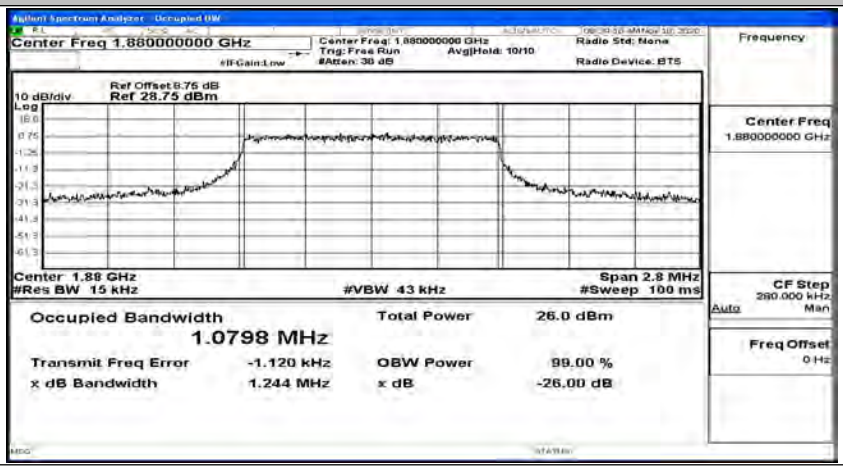

EBW & OBW Test Graph(s) (Channel Bandwidth: 1.4 MHz)_HCH_QPSK

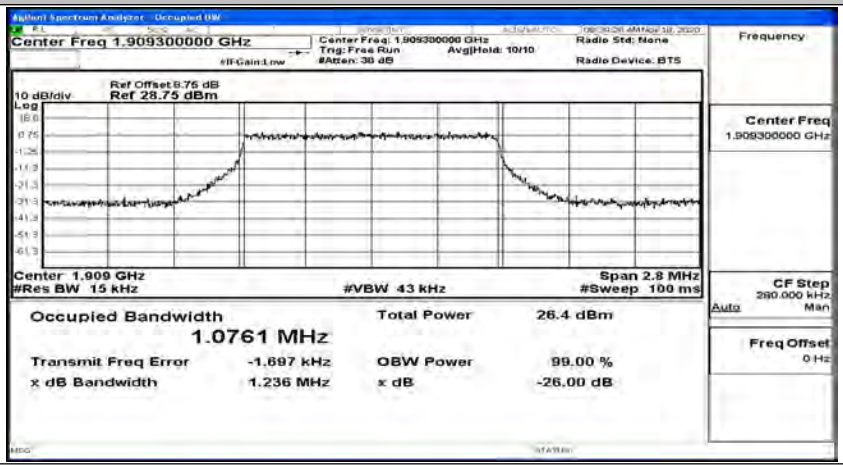

EBW & OBW Test Graph(s) (Channel Bandwidth: 1.4 MHz)_LCH_16QAM

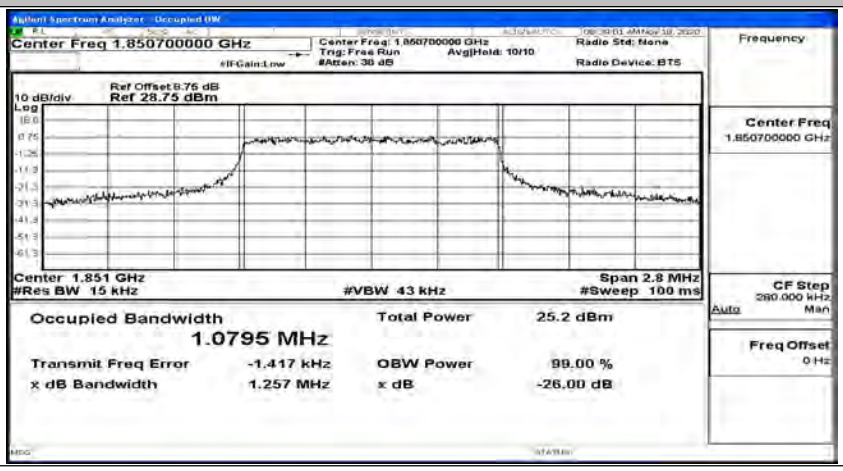

EBW & OBW Test Graph(s) (Channel Bandwidth: 1.4 MHz)_MCH_16QAM

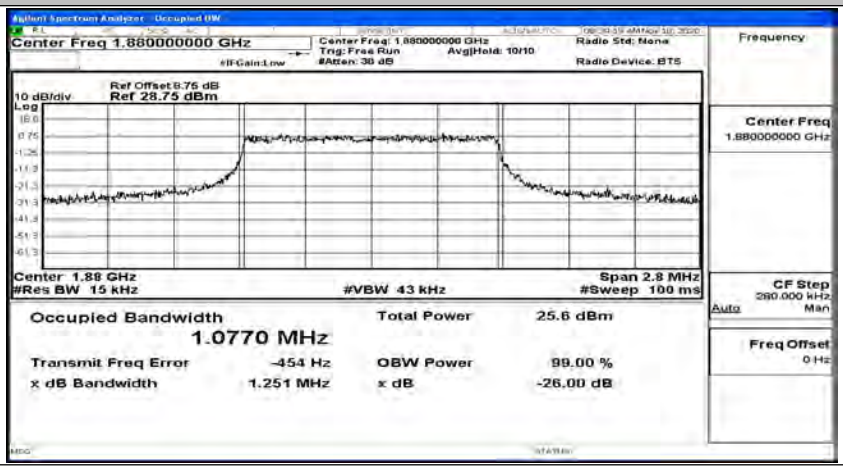

EBW & OBW Test Graph(s) (Channel Bandwidth: 1.4 MHz)_HCH_16QAM

EBW & OBW Test Graph(s) (Channel Bandwidth: 3 MHz)_LCH_QPSK

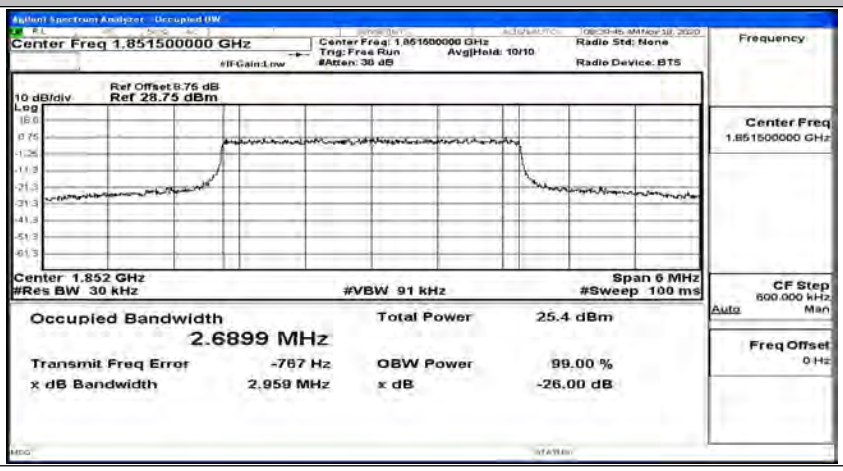

EBW & OBW Test Graph(s) (Channel Bandwidth: 3 MHz)_MCH_QPSK

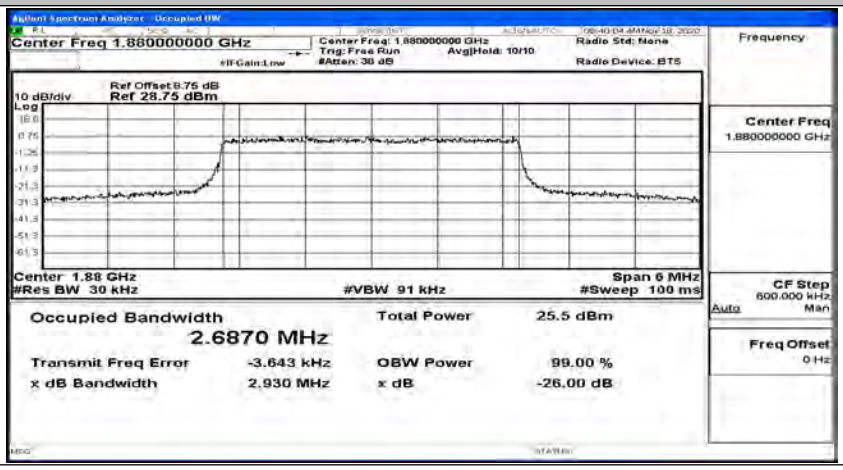

EBW & OBW Test Graph(s) (Channel Bandwidth: 3 MHz)_HCH_QPSK

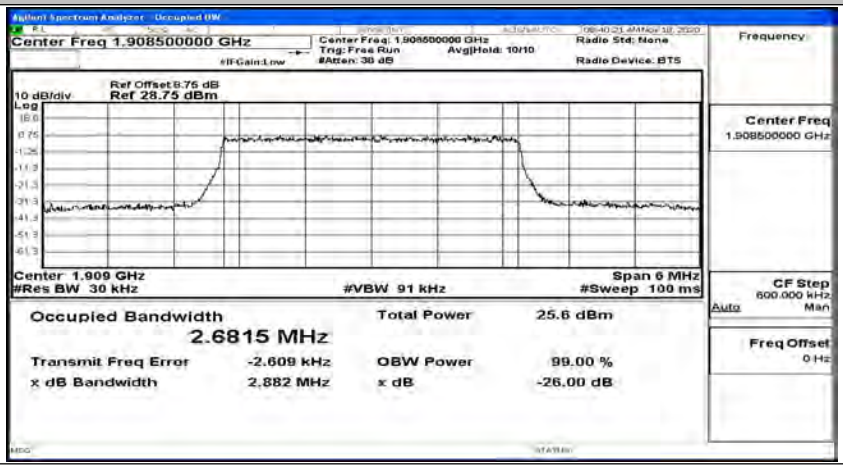

EBW & OBW Test Graph(s) (Channel Bandwidth: 3 MHz)_LCH_16QAM

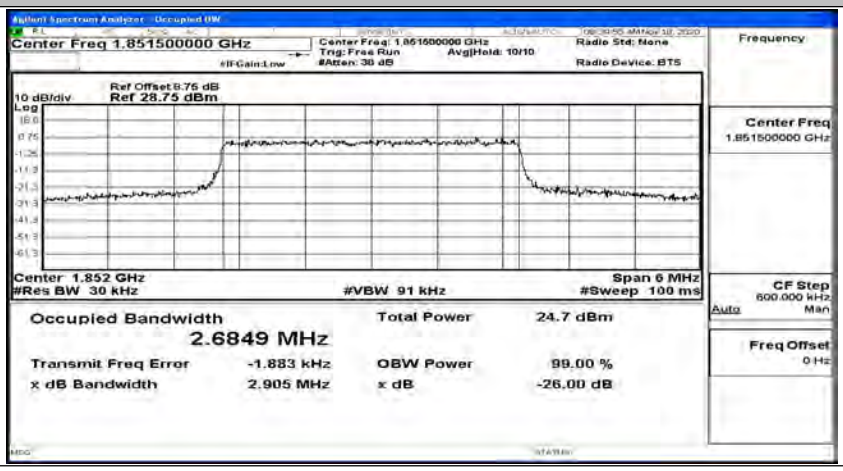

EBW & OBW Test Graph(s) (Channel Bandwidth: 3 MHz)_MCH_16QAM

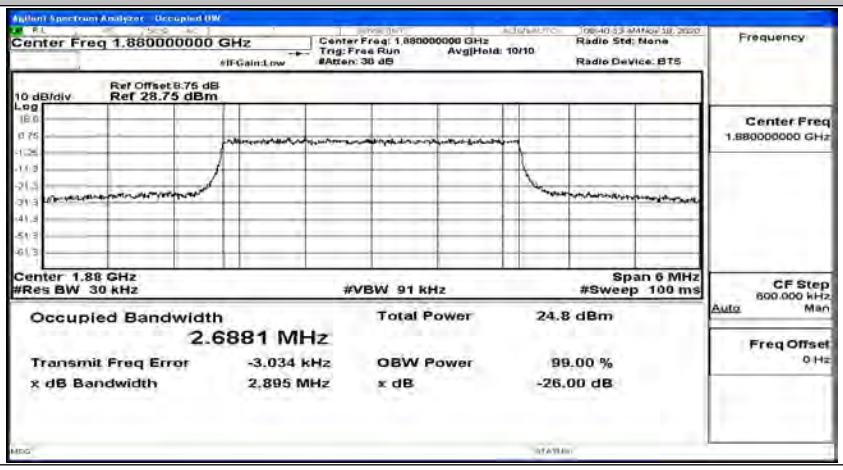

EBW & OBW Test Graph(s) (Channel Bandwidth: 3 MHz)_HCH_16QAM

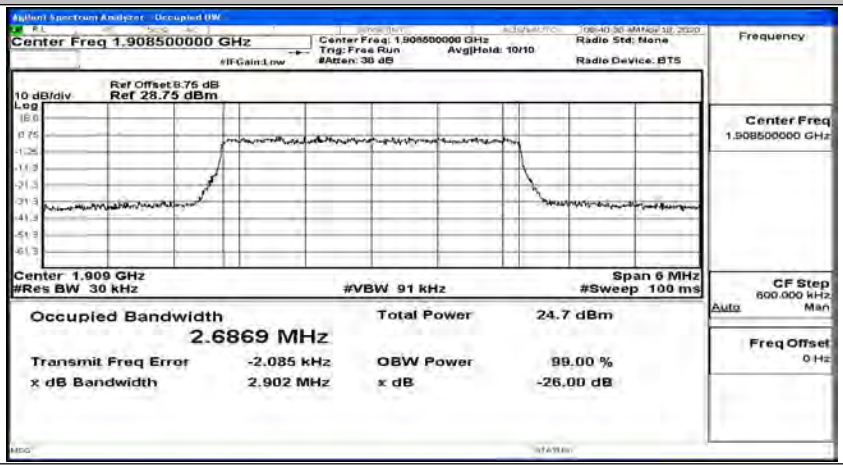

EBW & OBW Test Graph(s) (Channel Bandwidth: 5 MHz)_LCH_QPSK

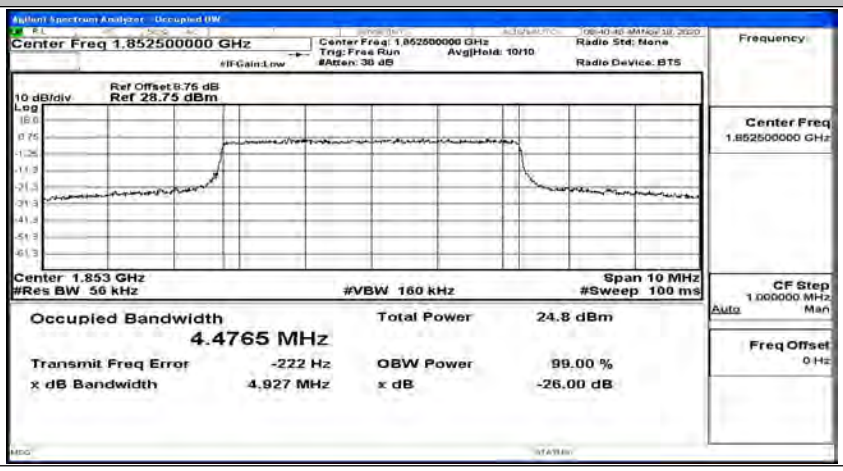

EBW & OBW Test Graph(s) (Channel Bandwidth: 5 MHz)_MCH_QPSK

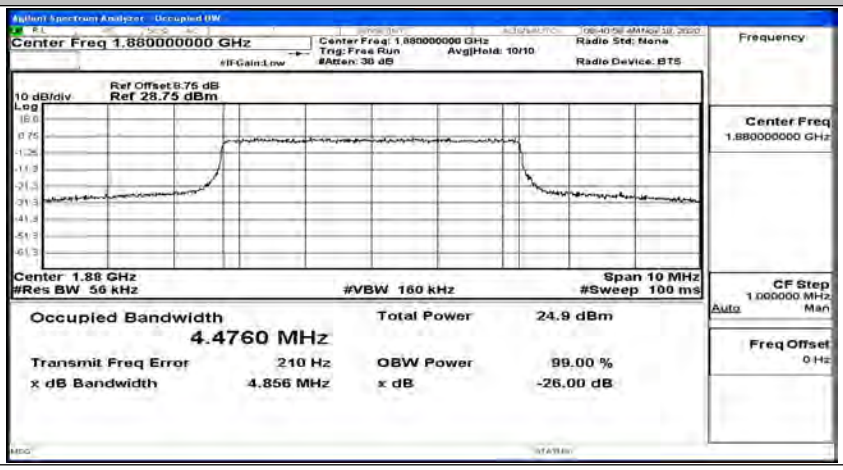

EBW & OBW Test Graph(s) (Channel Bandwidth: 5 MHz)_HCH_QPSK

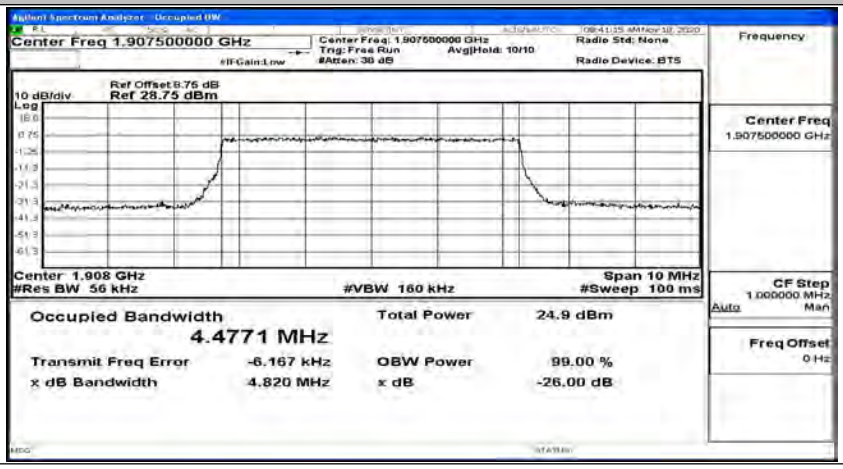

EBW & OBW Test Graph(s) (Channel Bandwidth: 5 MHz)_LCH_16QAM

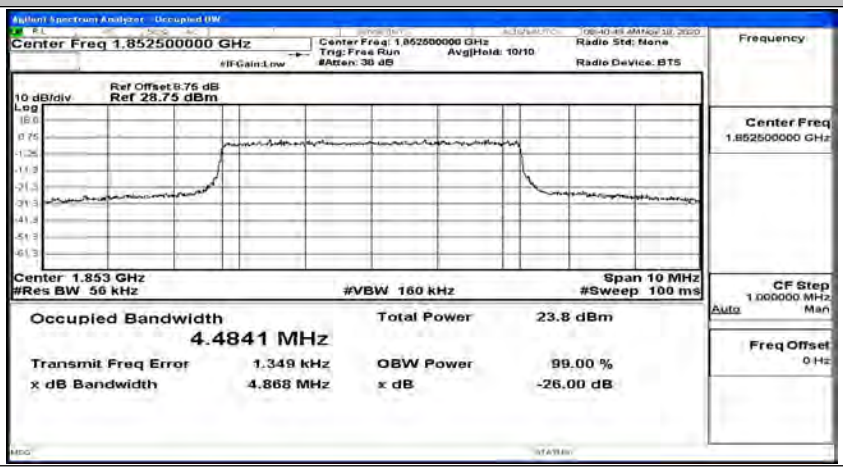

EBW & OBW Test Graph(s) (Channel Bandwidth: 5 MHz)_MCH_16QAM

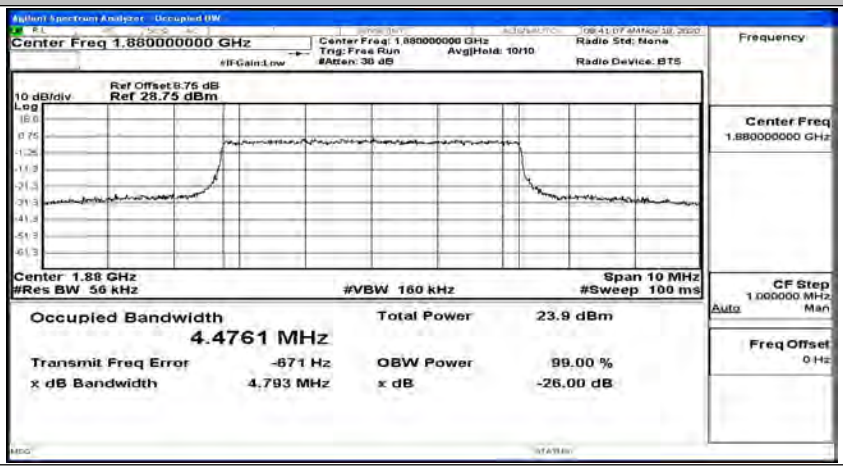

EBW & OBW Test Graph(s) (Channel Bandwidth: 5 MHz)_HCH_16QAM

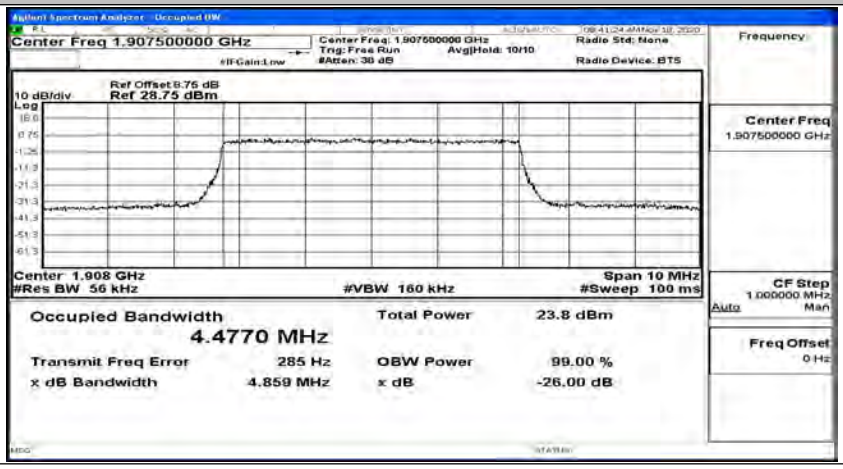

EBW & OBW Test Graph(s) (Channel Bandwidth: 10 MHz)_LCH_QPSK

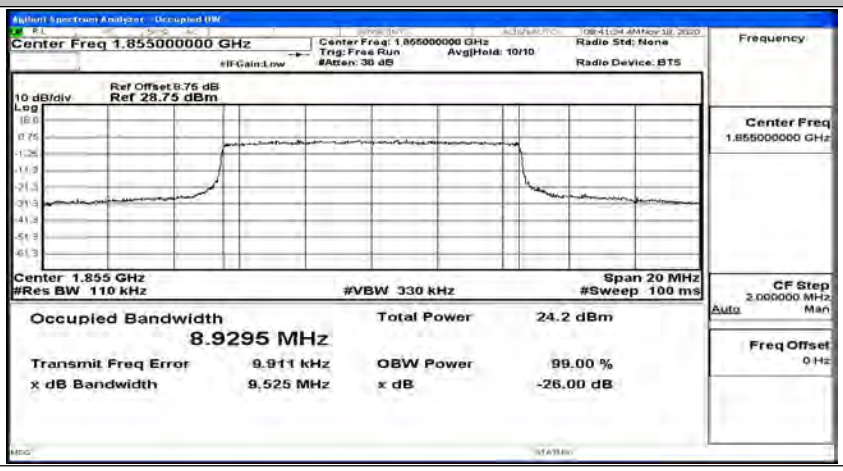

EBW & OBW Test Graph(s) (Channel Bandwidth: 10 MHz)_MCH_QPSK

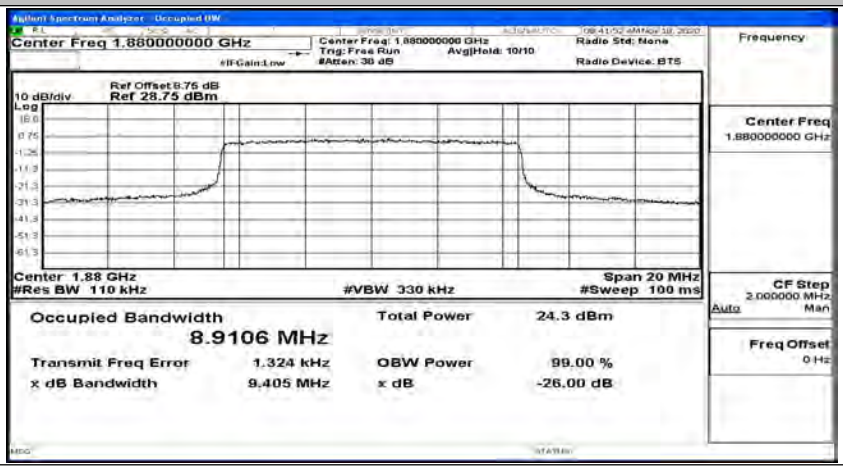

EBW & OBW Test Graph(s) (Channel Bandwidth: 10 MHz)_HCH_QPSK

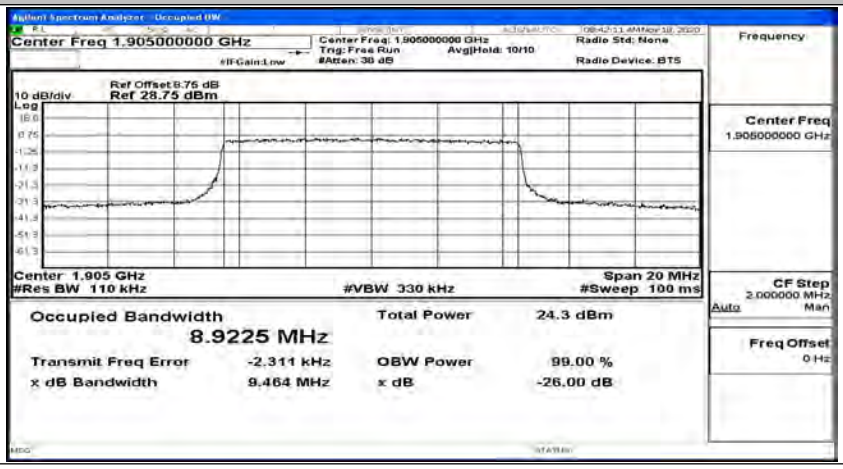

EBW & OBW Test Graph(s) (Channel Bandwidth: 10 MHz)_LCH_16QAM

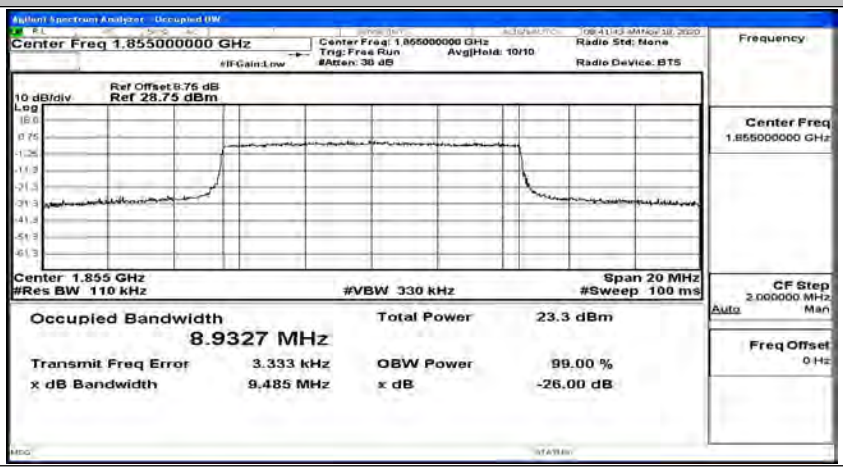

EBW & OBW Test Graph(s) (Channel Bandwidth: 10 MHz)_MCH_16QAM

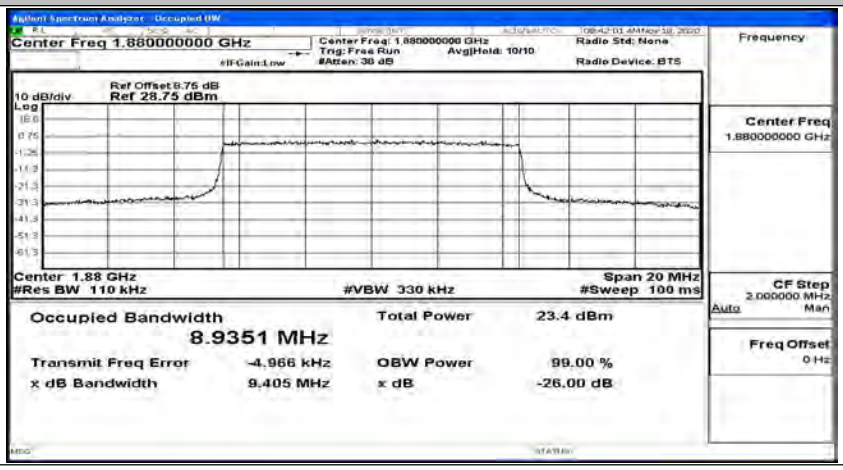

EBW & OBW Test Graph(s) (Channel Bandwidth: 10 MHz)_HCH_16QAM

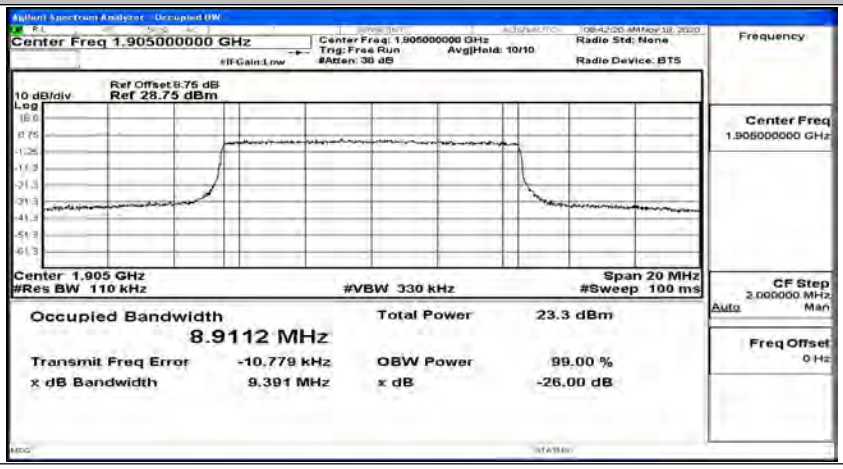

EBW & OBW Test Graph(s) (Channel Bandwidth:15 MHz)_LCH_QPSK

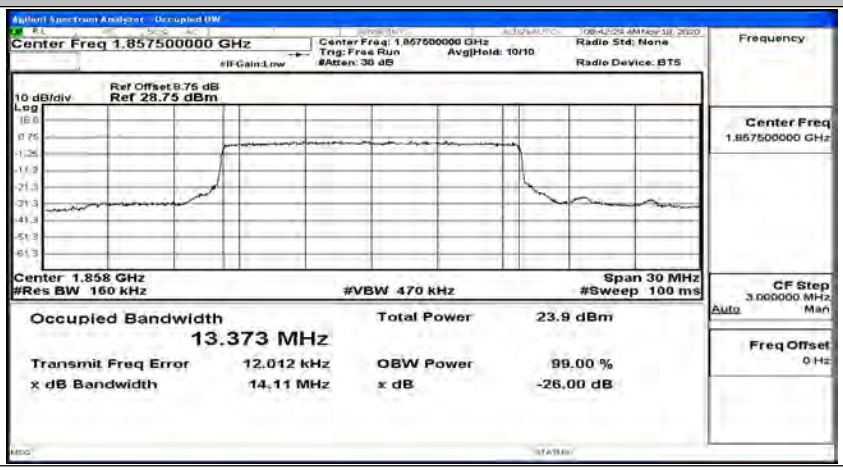

EBW & OBW Test Graph(s) (Channel Bandwidth:15 MHz)_MCH_QPSK

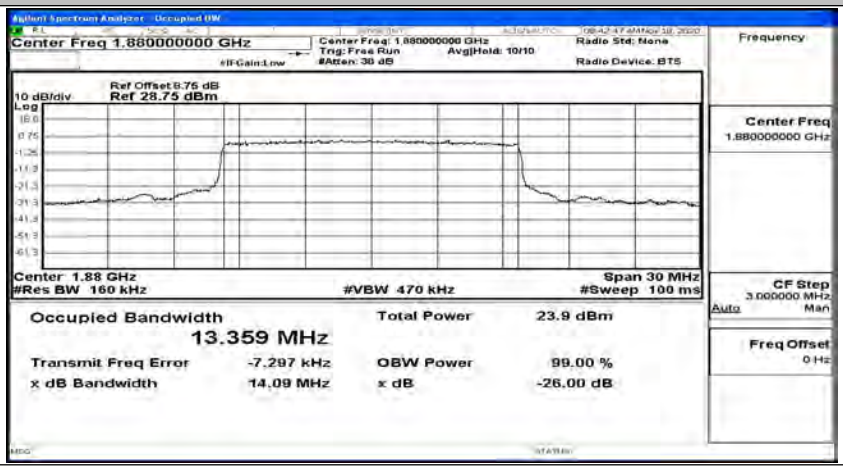

EBW & OBW Test Graph(s) (Channel Bandwidth:15 MHz)_HCH_QPSK

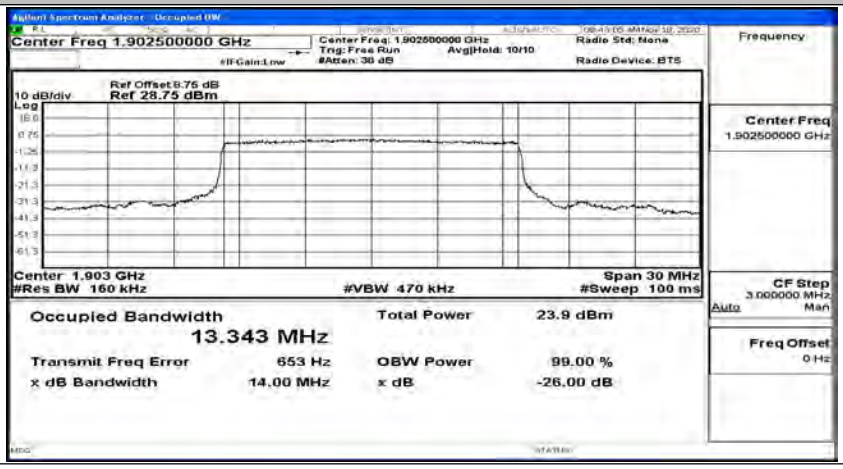

EBW & OBW Test Graph(s) (Channel Bandwidth:15 MHz)_LCH_16QAM

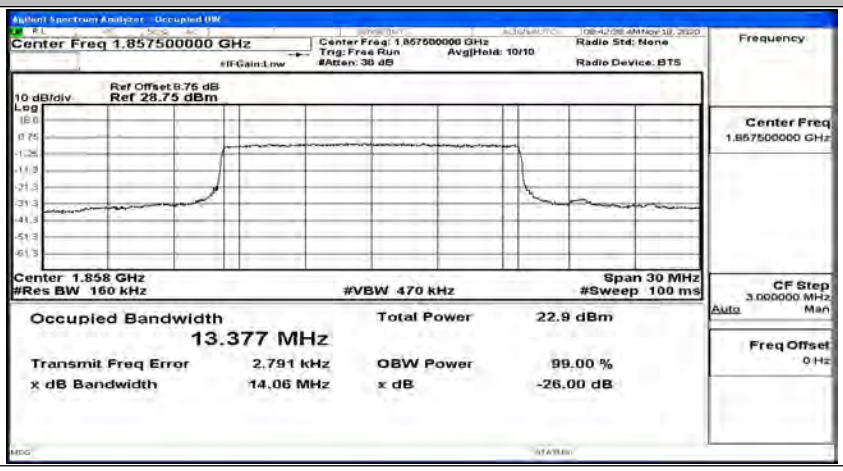

EBW & OBW Test Graph(s) (Channel Bandwidth:15 MHz)_MCH_16QAM

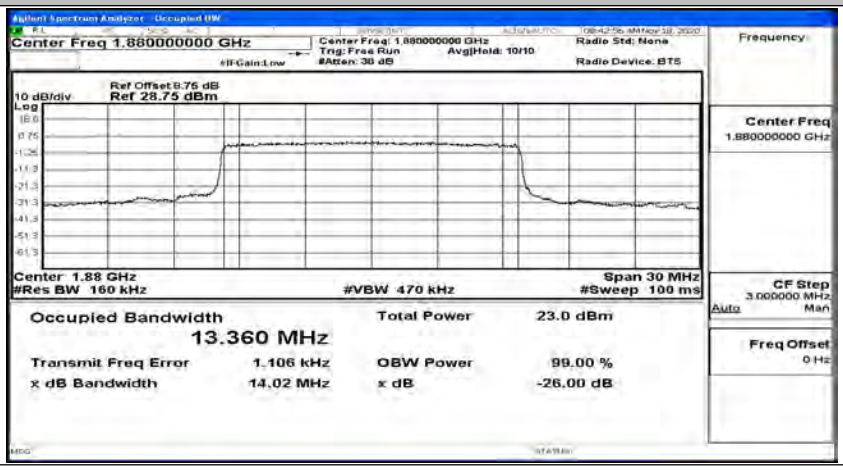

EBW & OBW Test Graph(s) (Channel Bandwidth:15 MHz)_HCH_16QAM

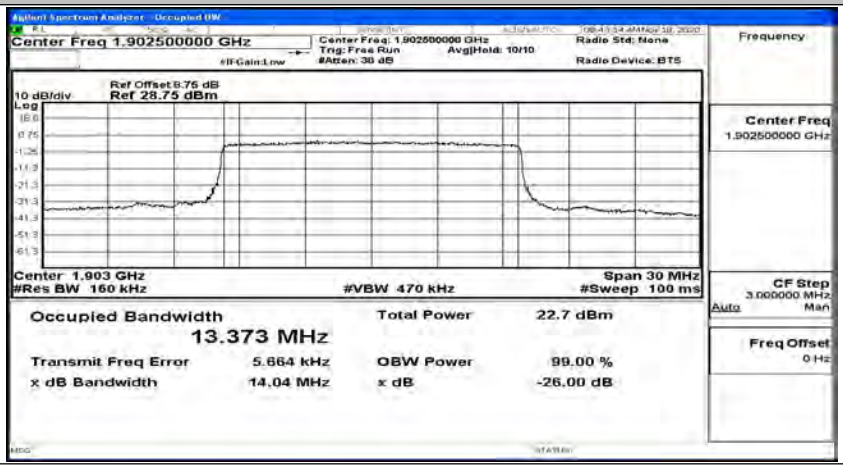

EBW & OBW Test Graph(s) (Channel Bandwidth:20 MHz)_LCH_QPSK

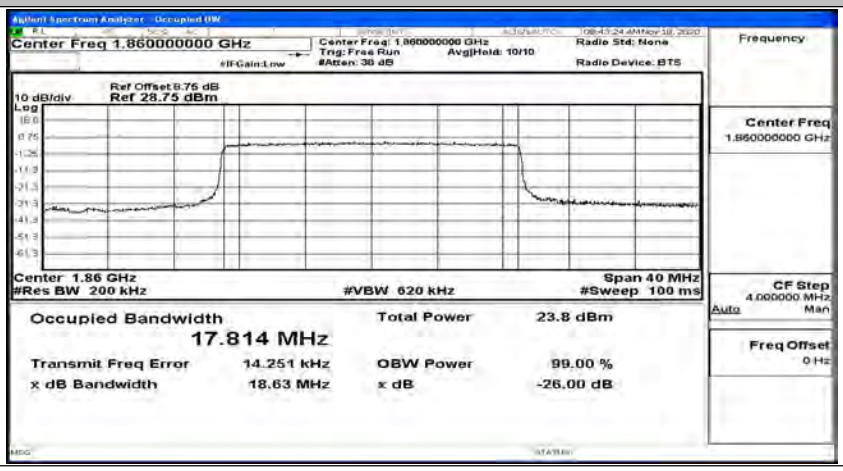

EBW & OBW Test Graph(s) (Channel Bandwidth:20 MHz)_MCH_QPSK

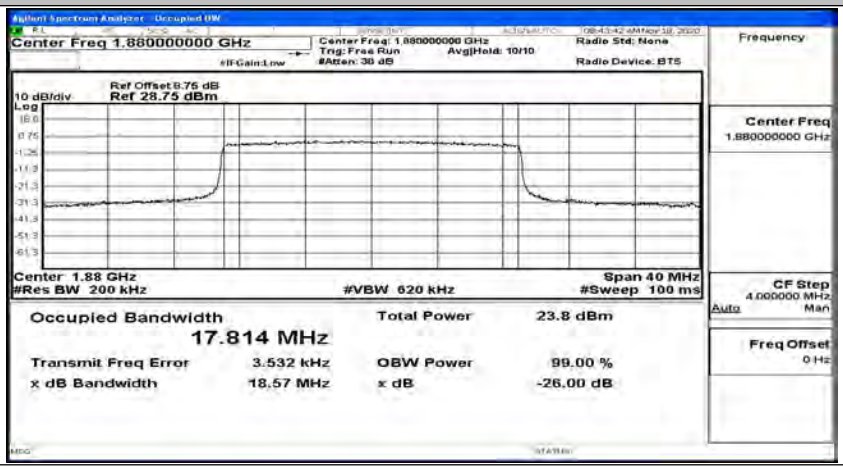

EBW & OBW Test Graph(s) (Channel Bandwidth:20 MHz)_HCH_QPSK

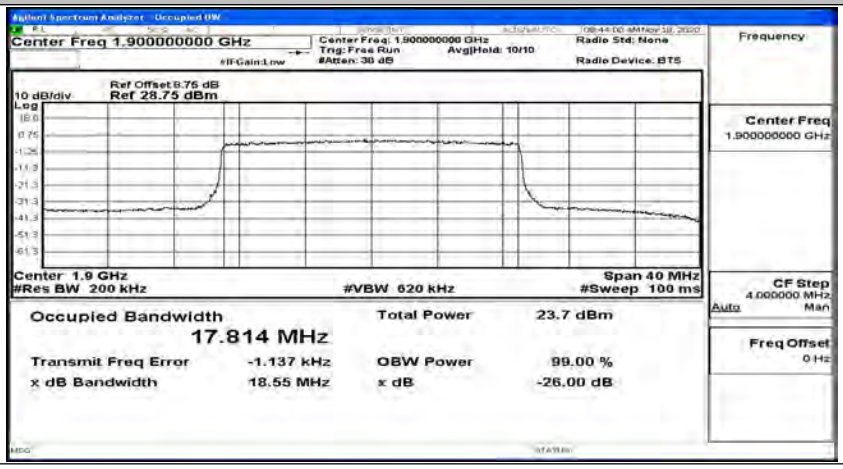

EBW & OBW Test Graph(s) (Channel Bandwidth:20 MHz)_LCH_16QAM

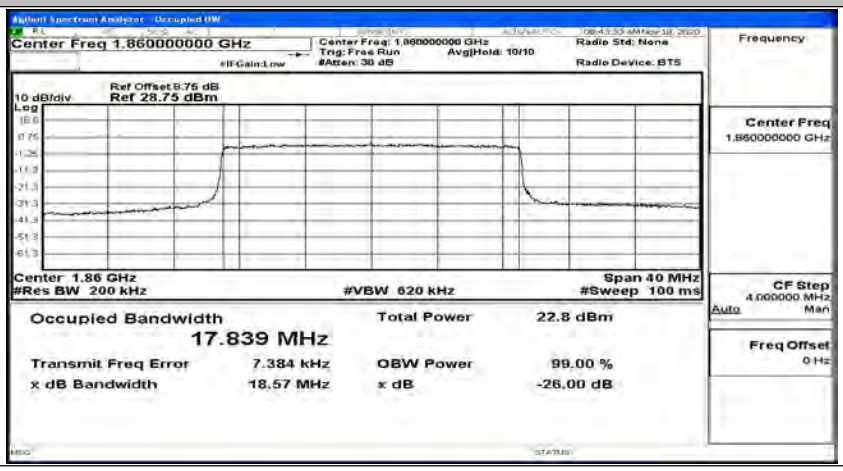

EBW & OBW Test Graph(s) (Channel Bandwidth:20 MHz)_MCH_16QAM

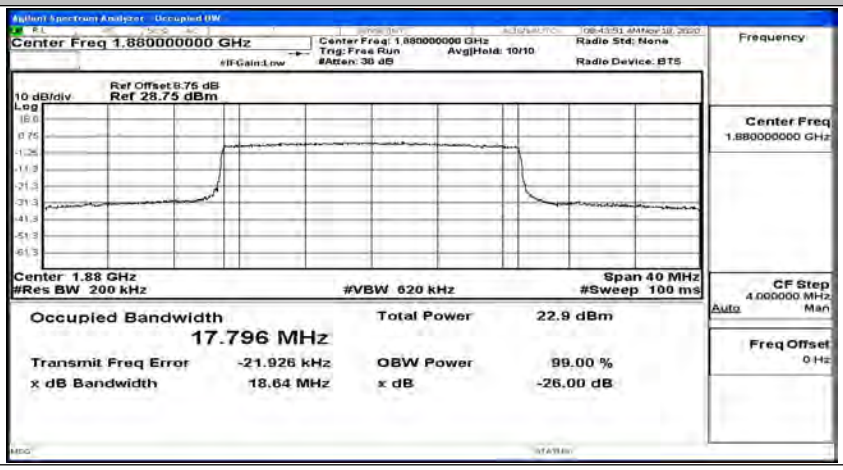

EBW & OBW Test Graph(s) (Channel Bandwidth:20 MHz)_HCH_16QAM

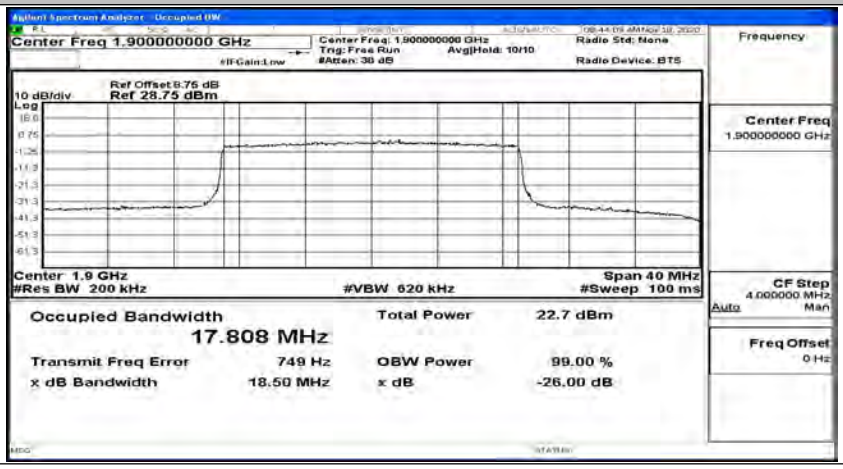

B.4 Band Edge

Band Edge Test Graph(s) (Channel Bandwidth: 1.4 MHz)_LCH_QPSK

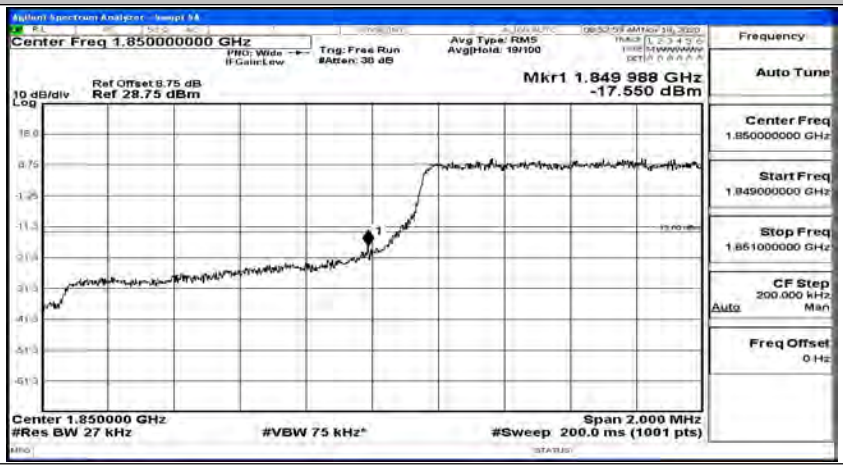

Band Edge Test Graph(s) (Channel Bandwidth: 1.4 MHz)_HCH_QPSK

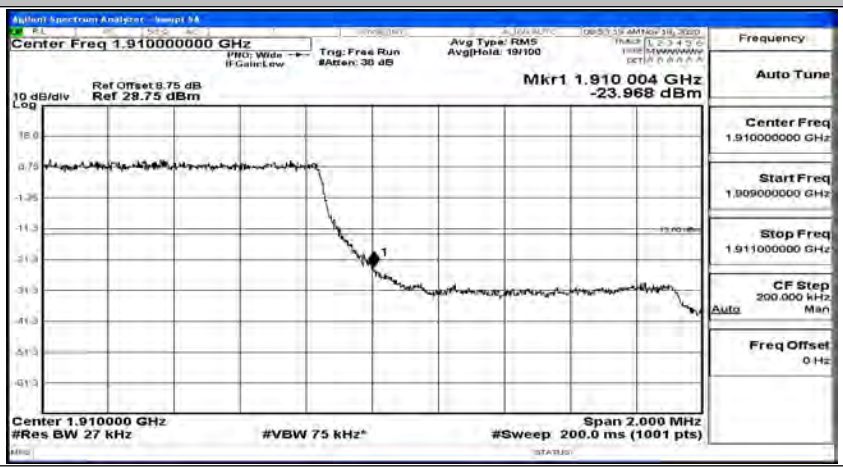

Band Edge Test Graph(s) (Channel Bandwidth: 1.4 MHz)_LCH_16QAM

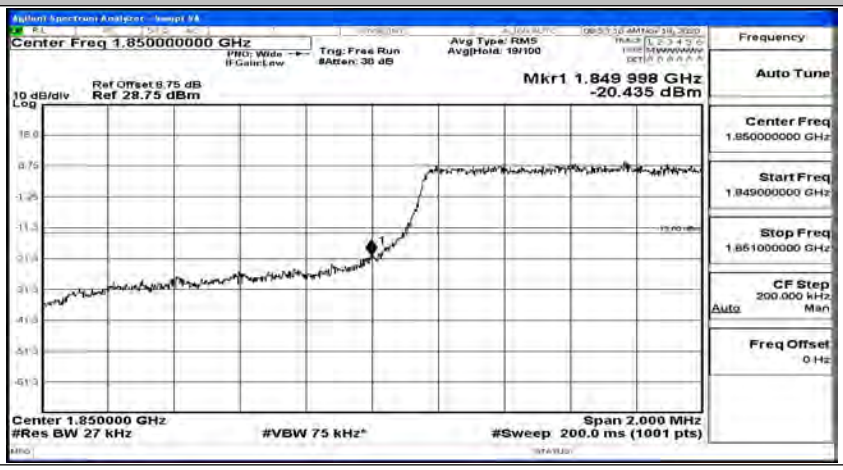

Band Edge Test Graph(s) (Channel Bandwidth: 1.4 MHz)_HCH_16QAM

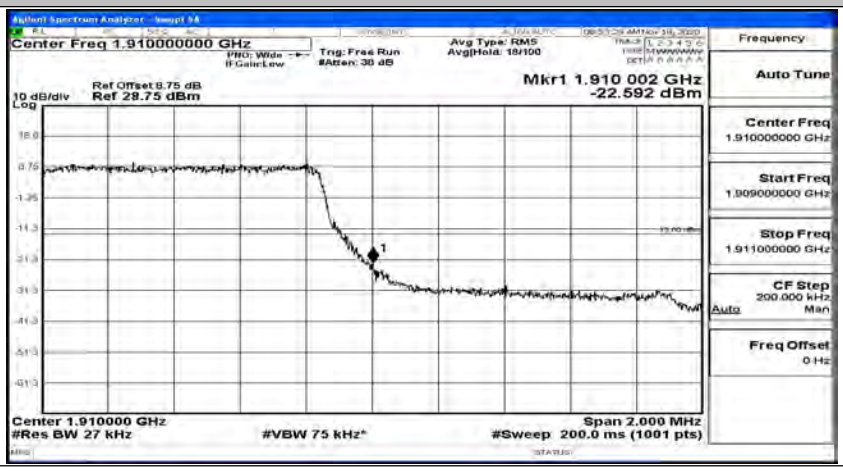

Band Edge Test Graph(s) (Channel Bandwidth: 3 MHz)_LCH_QPSK

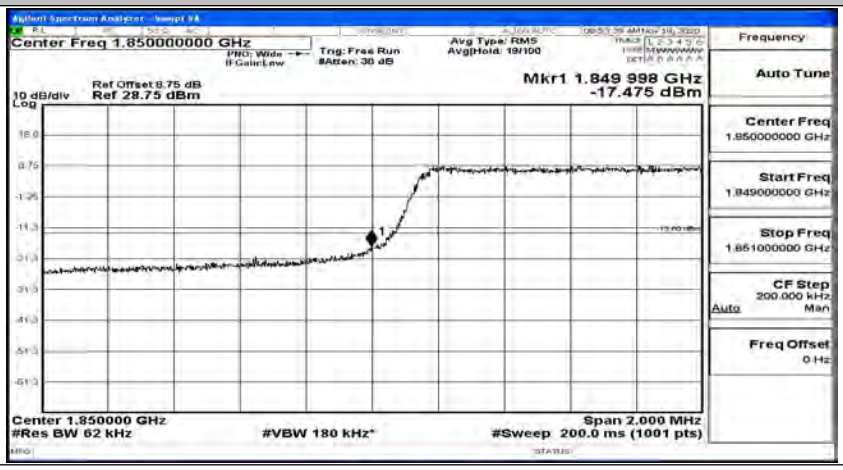

Band Edge Test Graph(s) (Channel Bandwidth: 3 MHz)_HCH_QPSK

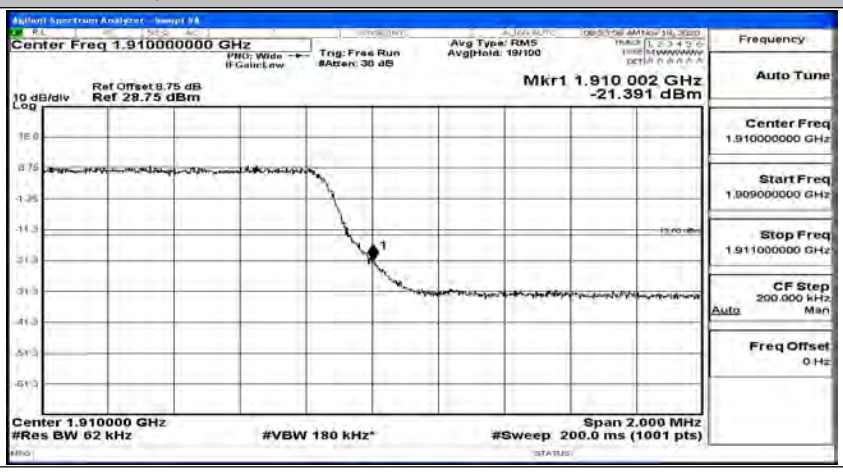

Band Edge Test Graph(s) (Channel Bandwidth: 3 MHz)_LCH_16QAM

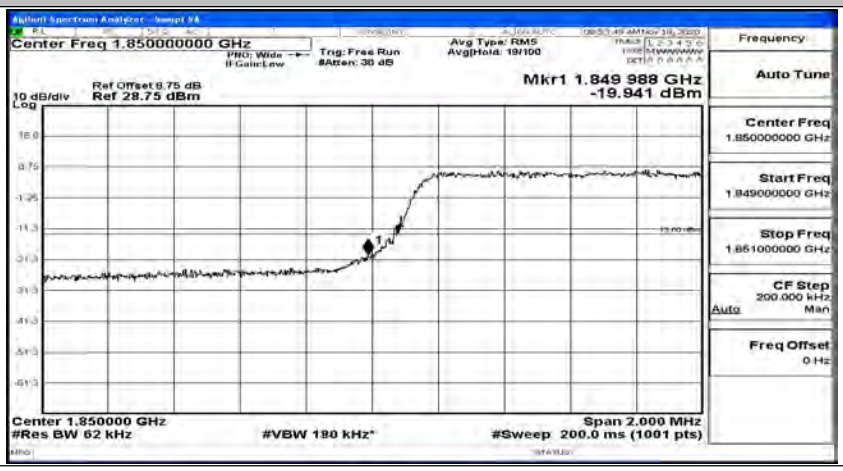

Band Edge Test Graph(s) (Channel Bandwidth: 3 MHz)_HCH_16QAM

Band Edge Test Graph(s) (Channel Bandwidth: 5 MHz)_LCH_QPSK

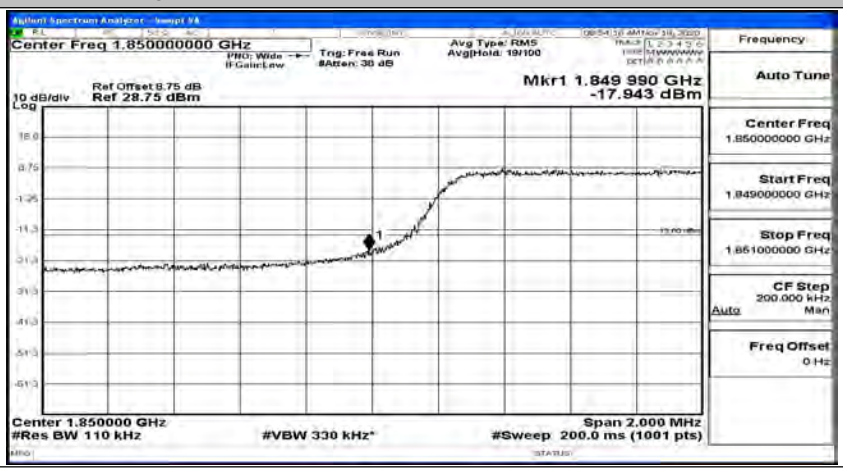

Band Edge Test Graph(s) (Channel Bandwidth: 5 MHz)_HCH_QPSK

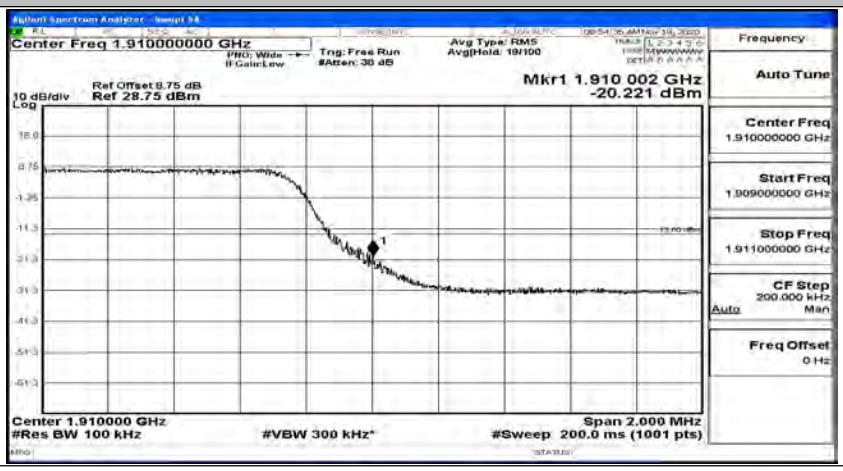

Band Edge Test Graph(s) (Channel Bandwidth: 5 MHz)_LCH_16QAM

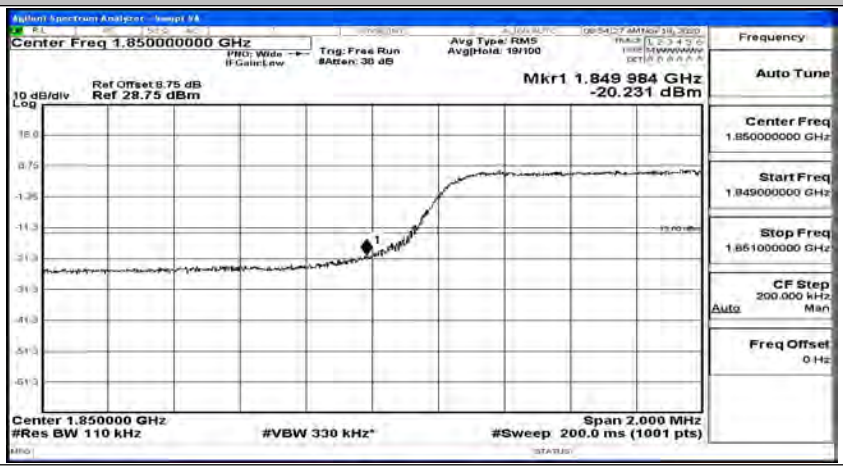

Band Edge Test Graph(s) (Channel Bandwidth: 5 MHz)_HCH_16QAM

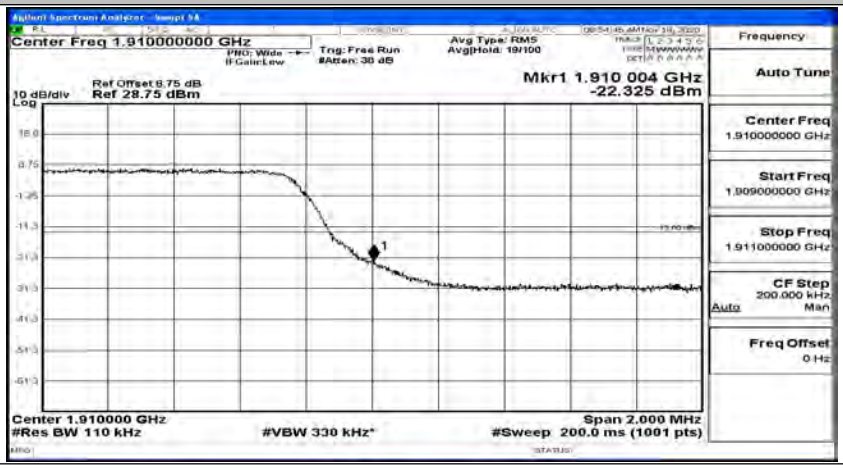

Band Edge Test Graph(s) (Channel Bandwidth: 10 MHz)_LCH_QPSK

Agilent Spectrum Analyzer - Swept SA
Center Freq 1.850000000 GHz
PNO: Wide
IFGain:Low
Trig: Free Run
#Atten: 30 dB
Avg Type: RMS
Avg|Hold: 10/100
Mkr1 1.849 982 GHz
-22.092 dBm
Ref Offset 8.75 dB
10 dB/div
Ref 28.75 dBm
Log
Center 1.850000 GHz
#Res BW 200 kHz
#VBW 620 kHz*
Span 2.000 MHz
#Sweep 200.0 ms (1001 pts)
Frequency
Auto Tune
Center Freq
1.850000000 GHz
Start Freq
1.849000000 GHz
Stop Freq
1.851000000 GHz
CF Step
200.000 kHz
Auto
Man
Freq Offset
0 Hz

Band Edge Test Graph(s) (Channel Bandwidth: 10 MHz)_HCH_QPSK

Band Edge Test Graph(s) (Channel Bandwidth: 10 MHz)_LCH_16QAM

Band Edge Test Graph(s) (Channel Bandwidth: 10 MHz)_HCH_16QAM

Band Edge Test Graph(s) (Channel Bandwidth:15 MHz)_LCH_QPSK

Agilent Spectrum Analyzer - Swept SA
Center Freq 1.850000000 GHz
PNO: Fast
IFGain:Low
Trig: Free Run
#Atten: 30 dB
Avg Type: RMS
Avg|Hold: 18/100
Mkr1 1.849 956 GHz
-24.137 dBm
Ref Offset 9.75 dB
10 dB/div
Ref 28.75 dBm
Log
Center 1.850000 GHz
#Res BW 300 kHz
#VBW 910 kHz*
Span 2.000 MHz
#Sweep 200.0 ms (1001 pts)
Frequency
Auto Tune
Center Freq
1.850000000 GHz
Start Freq
1.849000000 GHz
Stop Freq
1.851000000 GHz
CF Step
200.000 kHz
Auto
Man
Freq Offset
0 Hz

Band Edge Test Graph(s) (Channel Bandwidth:15 MHz)_HCH_QPSK

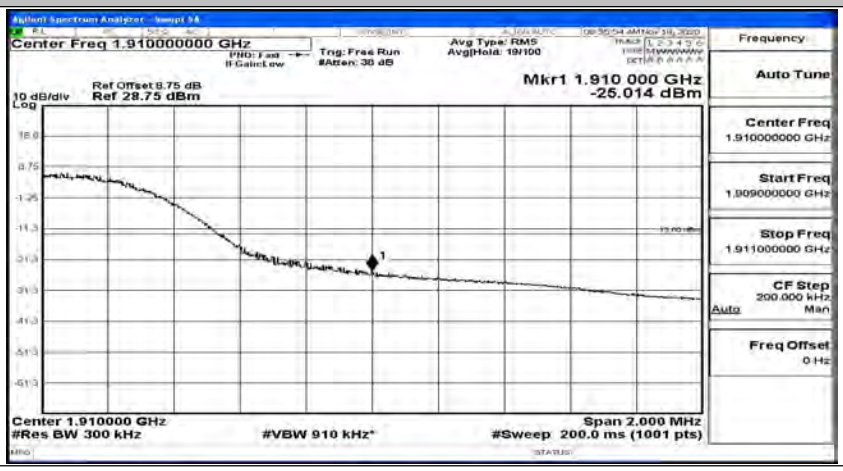

Band Edge Test Graph(s) (Channel Bandwidth:15 MHz)_LCH_16QAM

Band Edge Test Graph(s) (Channel Bandwidth:15 MHz)_HCH_16QAM

Band Edge Test Graph(s) (Channel Bandwidth:20 MHz)_LCH_QPSK

Band Edge Test Graph(s) (Channel Bandwidth:20 MHz)_HCH_QPSK

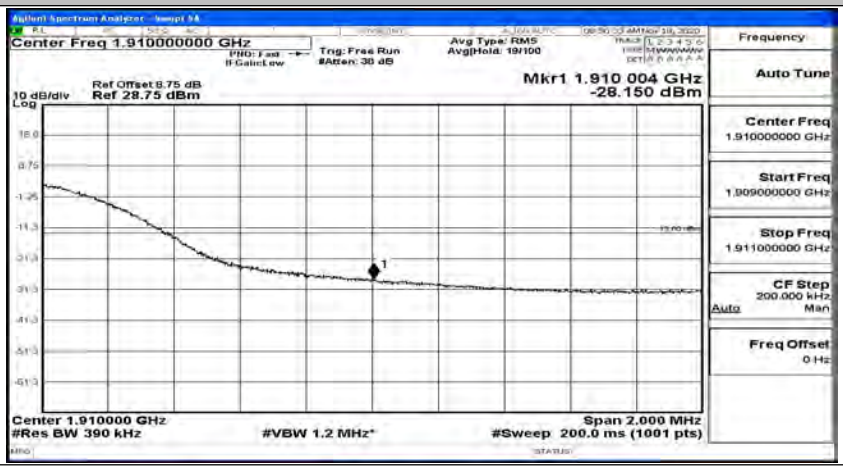

Band Edge Test Graph(s) (Channel Bandwidth:20 MHz)_LCH_16QAM

Band Edge Test Graph(s) (Channel Bandwidth:20 MHz)_HCH_16QAM

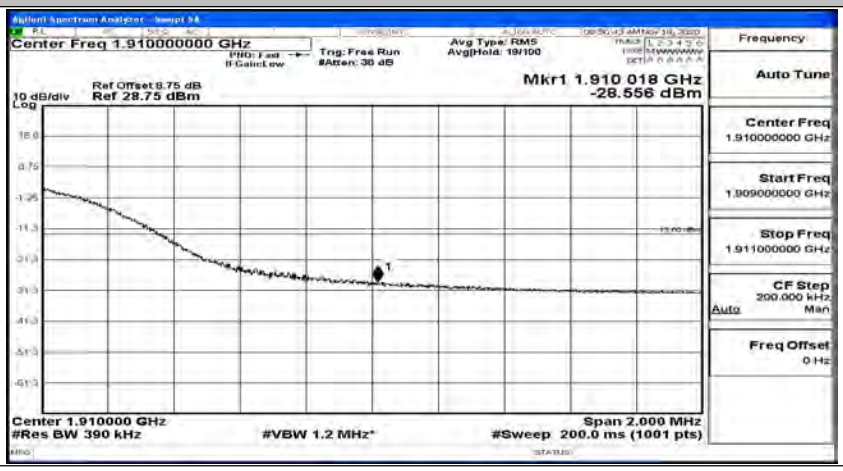

B.5 Conducted Spurious Emission

Test Graphs

Channel Bandwidth: 1.4 MHz

(Channel Bandwidth: 1.4 MHz)_LCH_QPSK_1RB#0

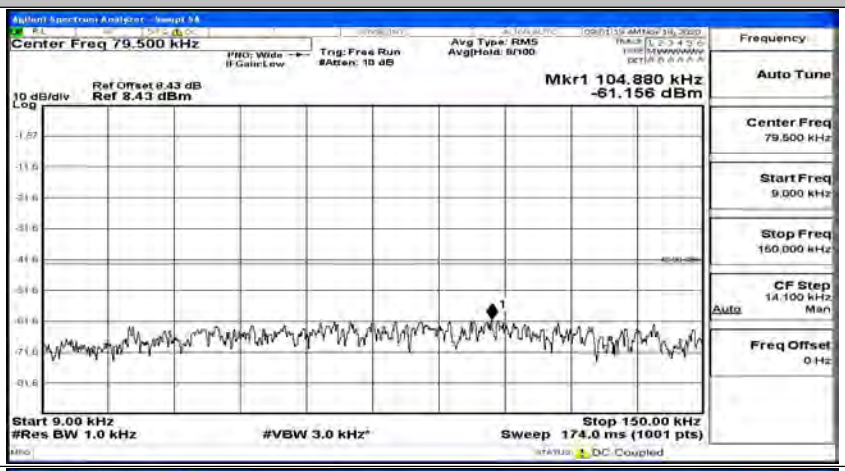

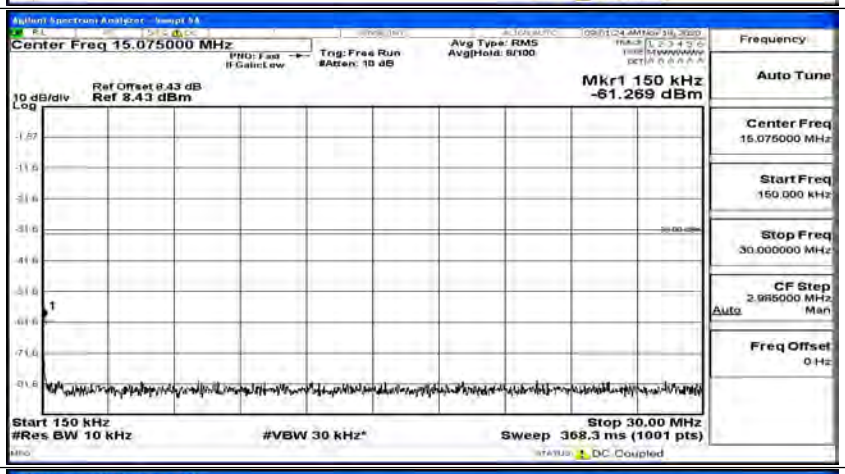

(Channel Bandwidth: 1.4 MHz)_LCH_QPSK_1RB#3

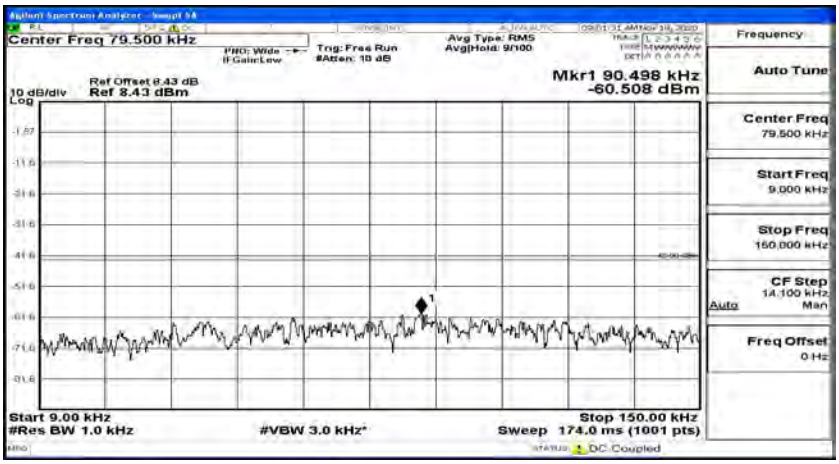

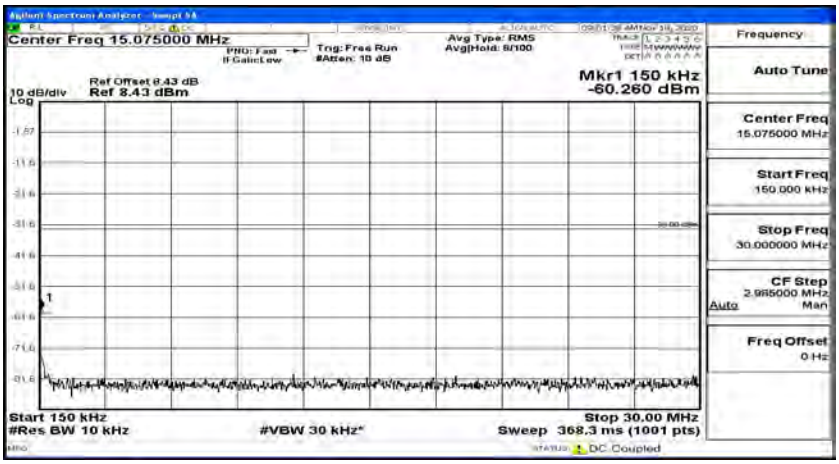

(Channel Bandwidth: 1.4 MHz)_LCH_QPSK_1RB#5

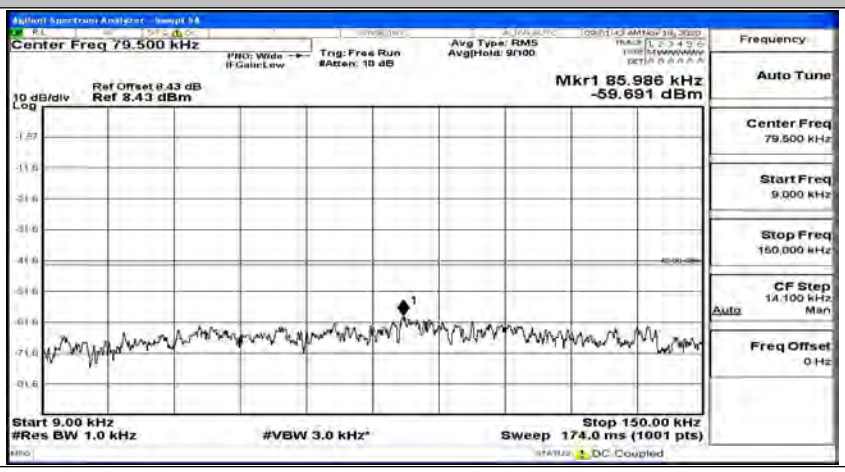

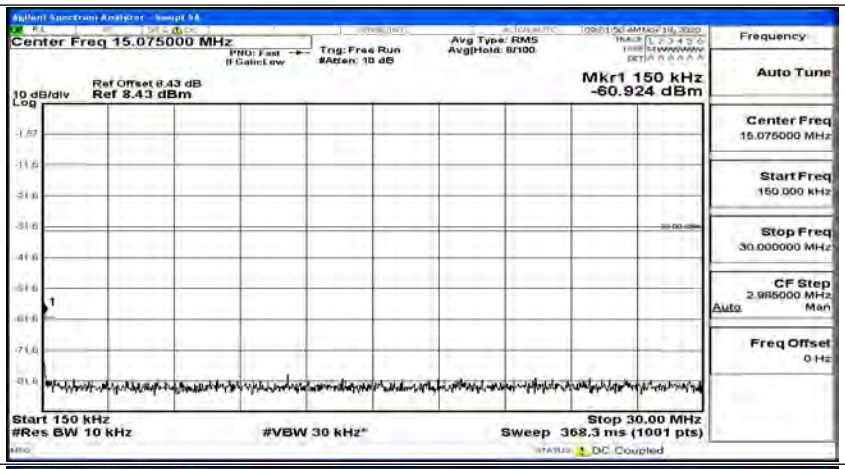

(Channel Bandwidth: 1.4 MHz)_MCH_QPSK_1RB#0

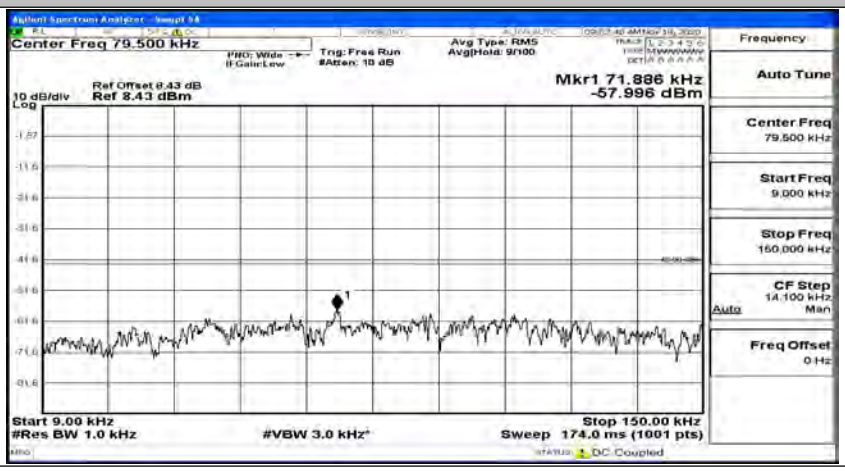

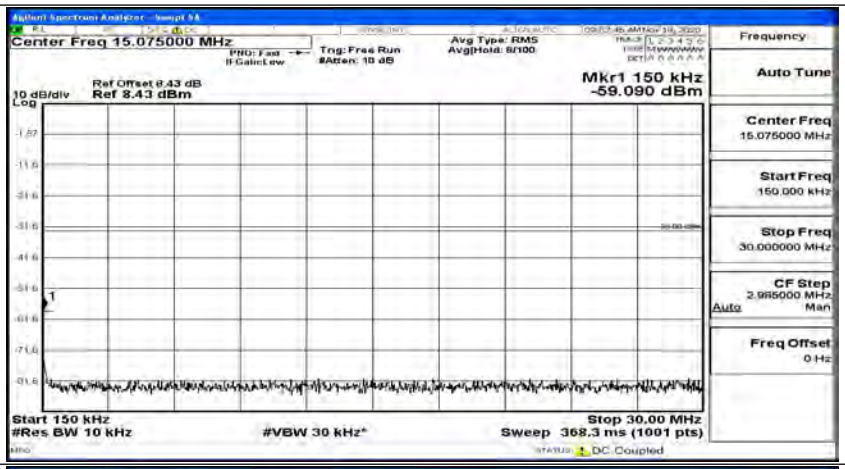

(Channel Bandwidth: 1.4 MHz)_MCH_QPSK_1RB#3

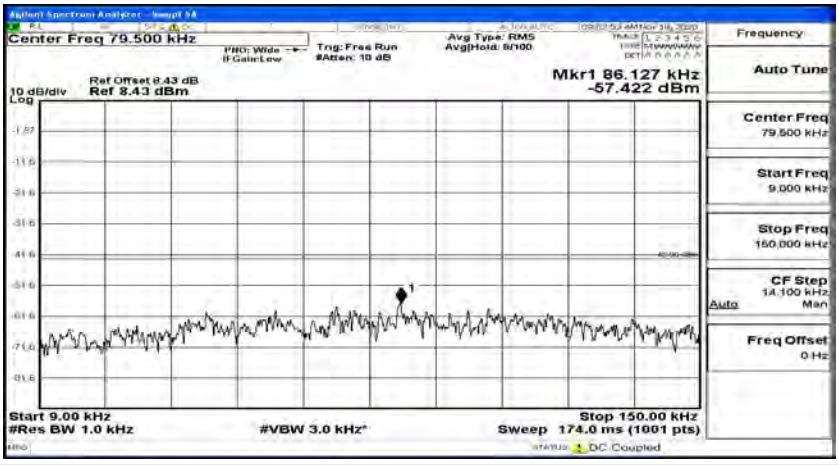

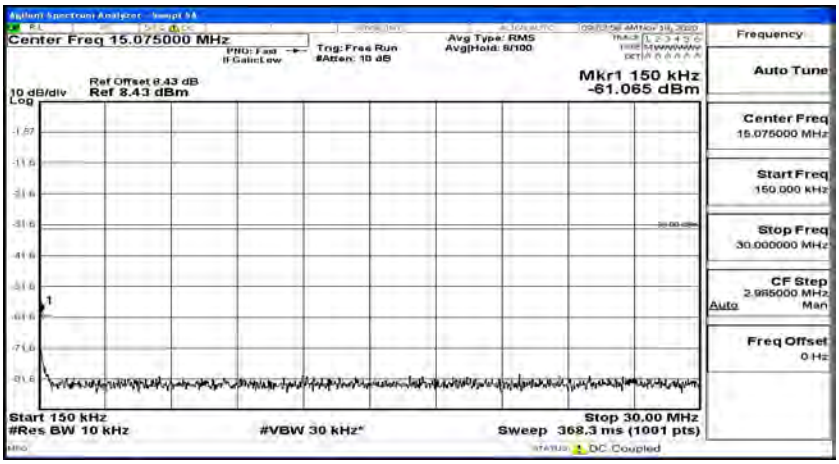

(Channel Bandwidth: 1.4 MHz)_MCH_QPSK_1RB#5

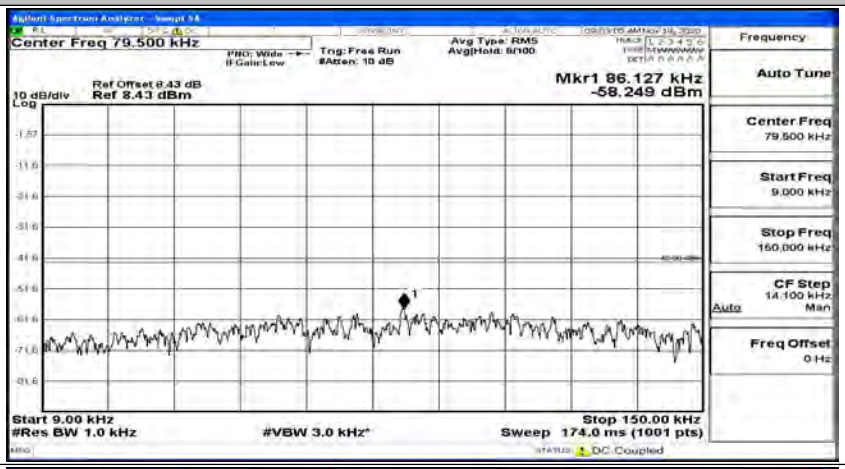

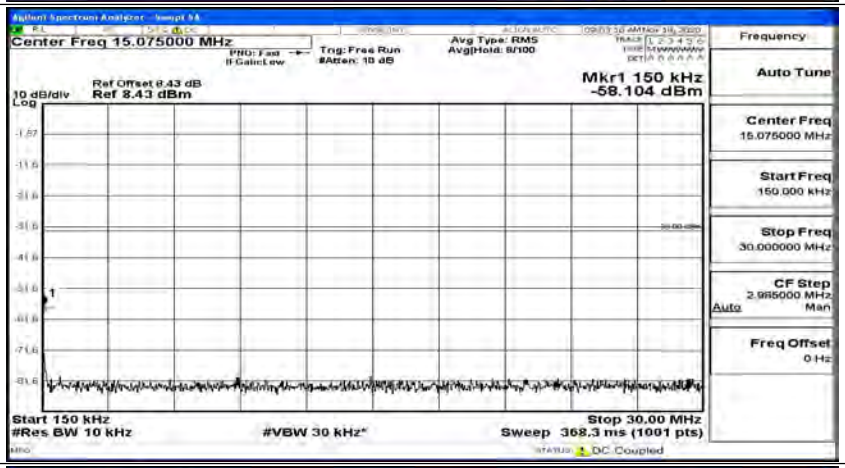

(Channel Bandwidth: 1.4 MHz)_HCH_QPSK_1RB#0

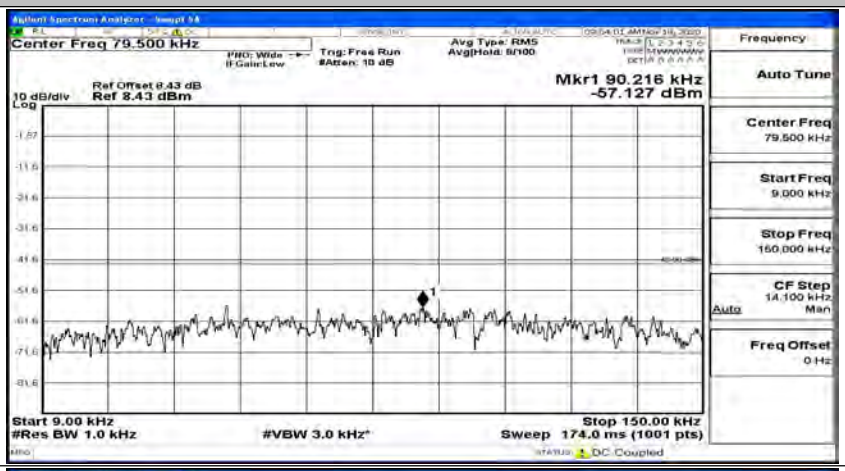

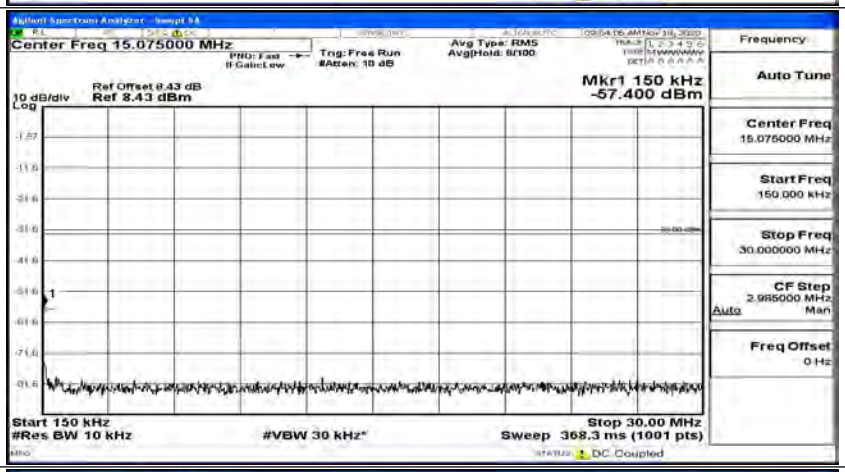

(Channel Bandwidth: 1.4 MHz)_HCH_QPSK_1RB#3

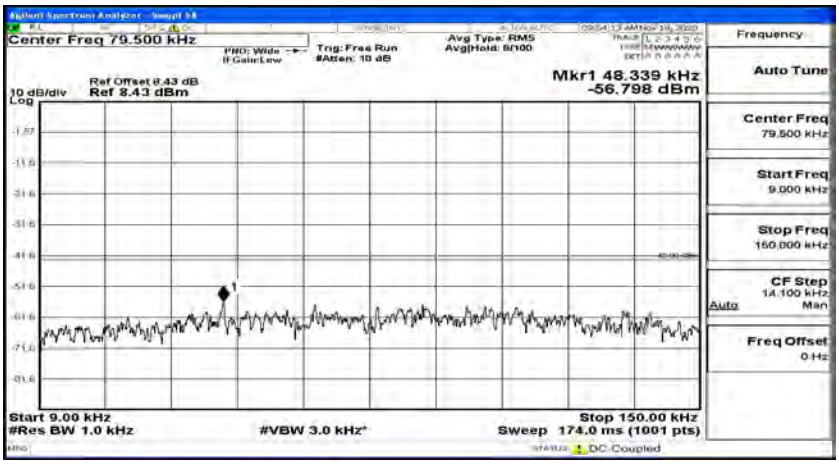

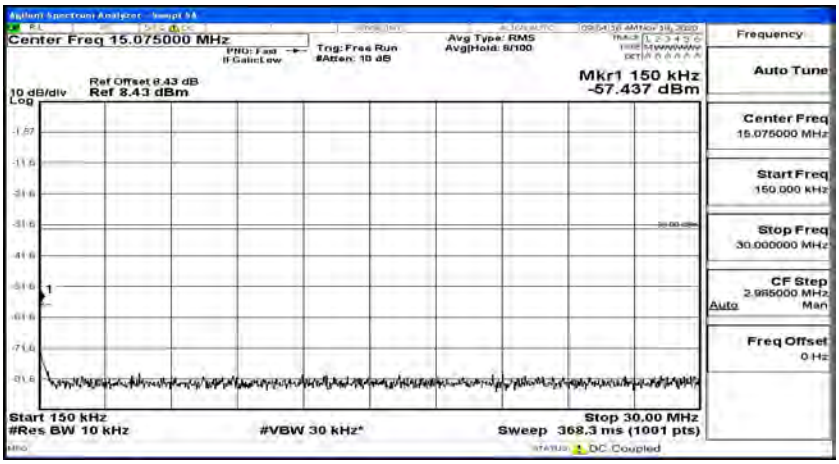

(Channel Bandwidth: 1.4 MHz)_HCH_QPSK_1RB#5

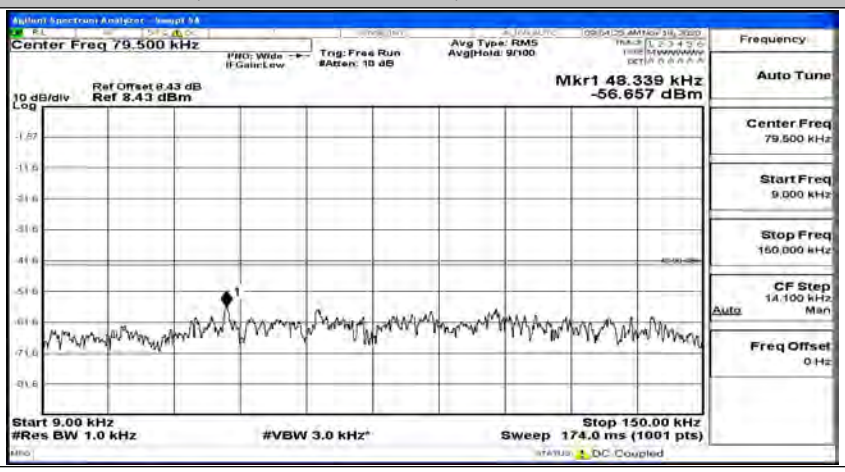

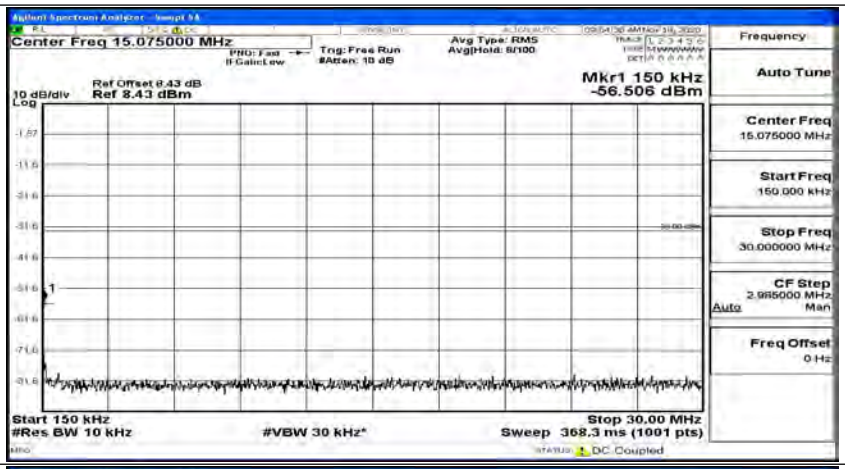

(Channel Bandwidth: 1.4 MHz)_LCH_16QAM_1RB#0

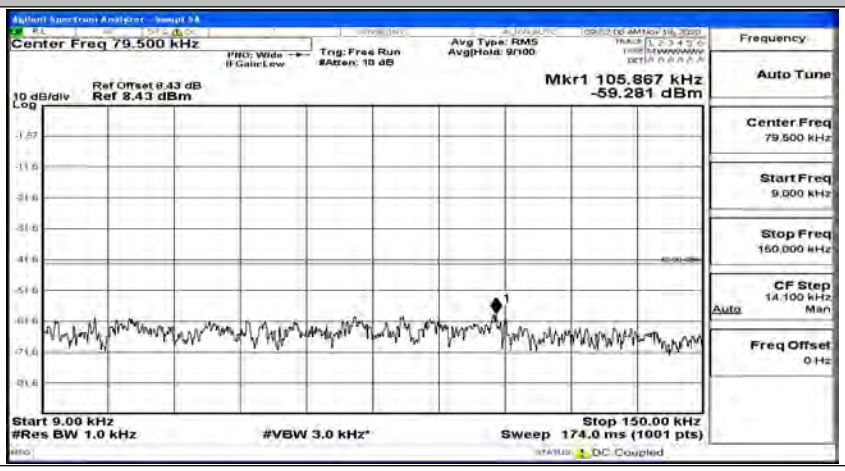

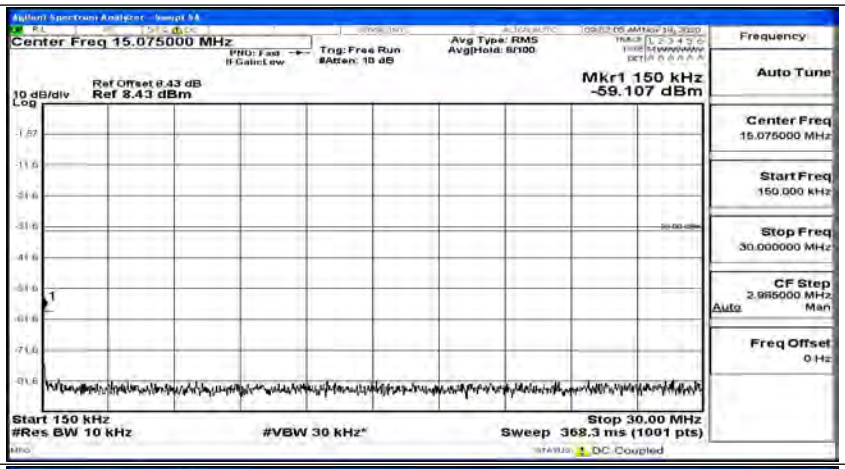

(Channel Bandwidth: 1.4 MHz)_LCH_16QAM_1RB#3

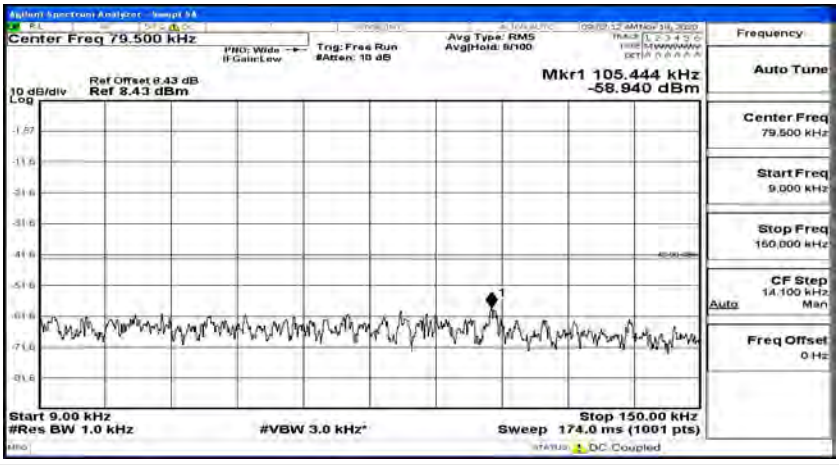

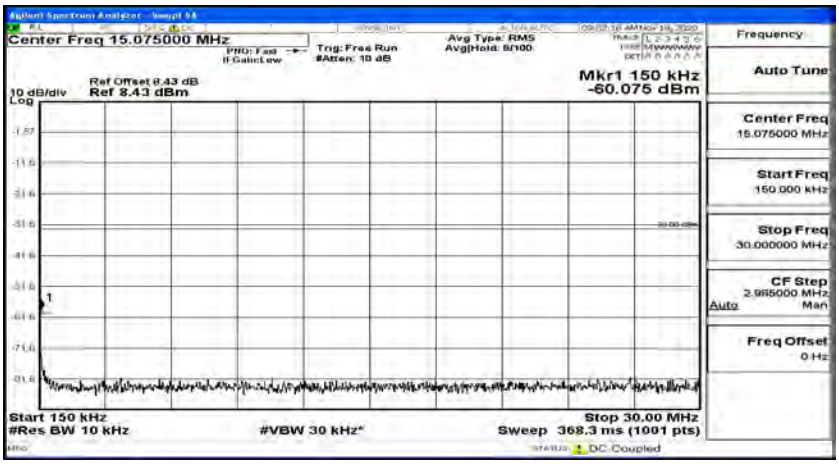

(Channel Bandwidth: 1.4 MHz)_LCH_16QAM_1RB#5

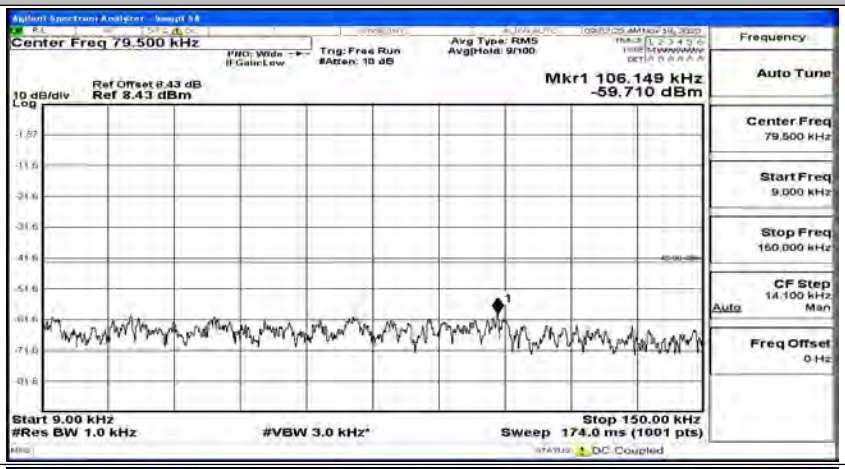

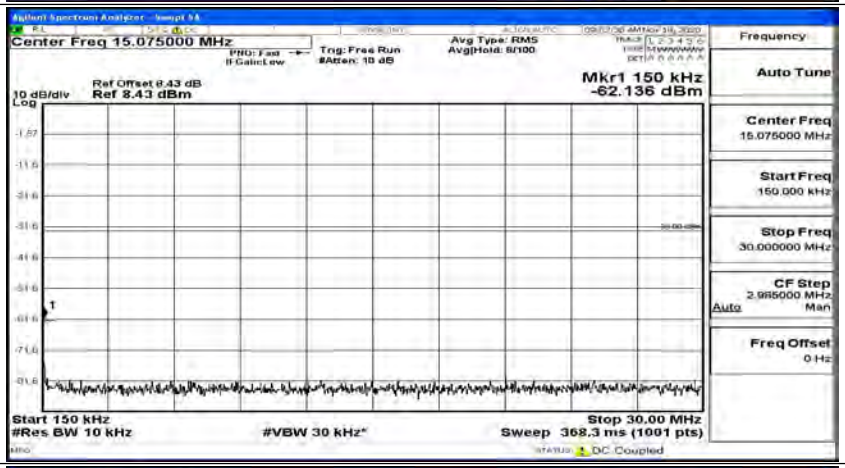

(Channel Bandwidth: 1.4 MHz)_MCH_16QAM_1RB#0

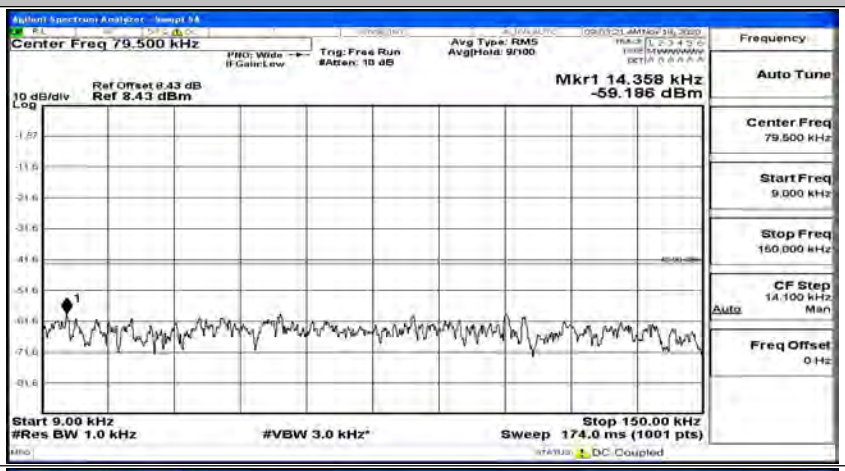

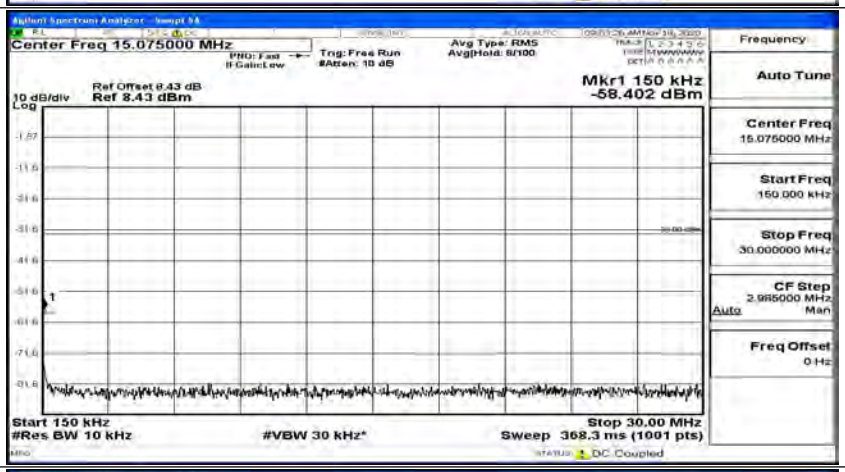

(Channel Bandwidth: 1.4 MHz)_MCH_16QAM_1RB#3

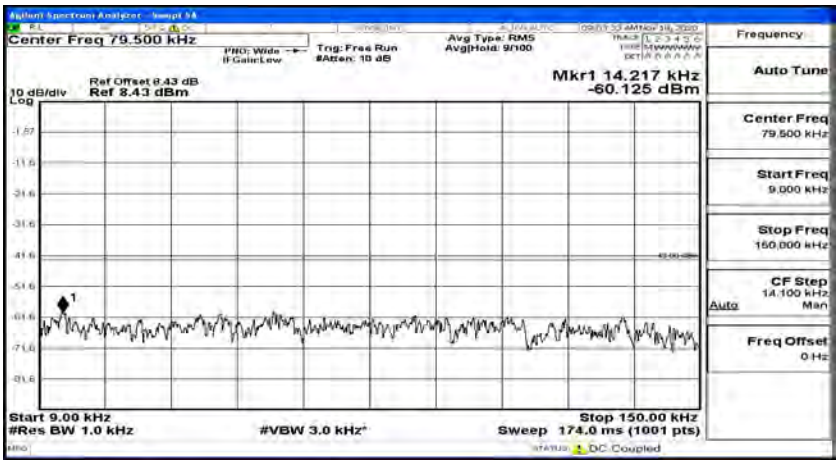

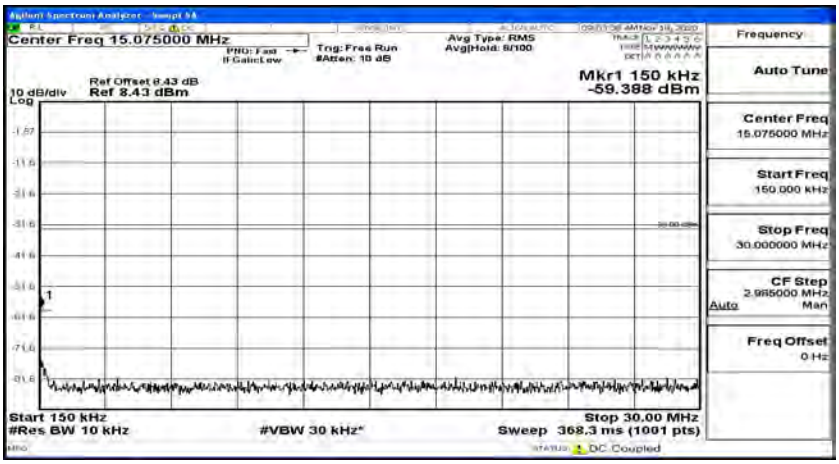

(Channel Bandwidth: 1.4 MHz)_MCH_16QAM_1RB#5

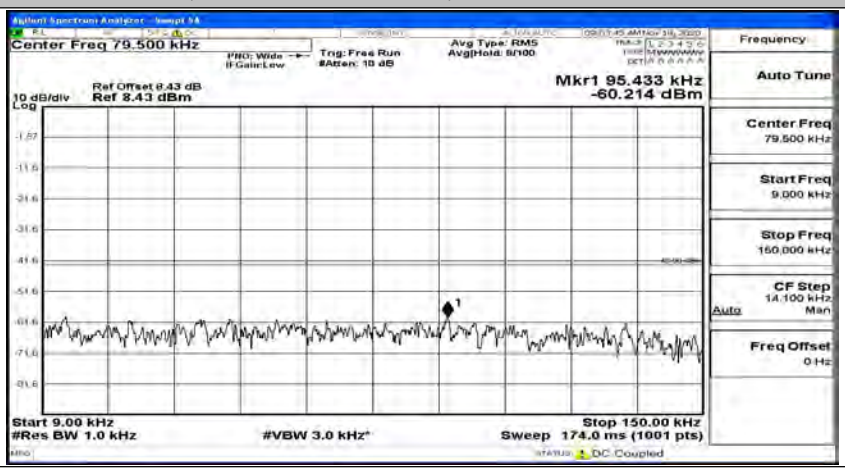

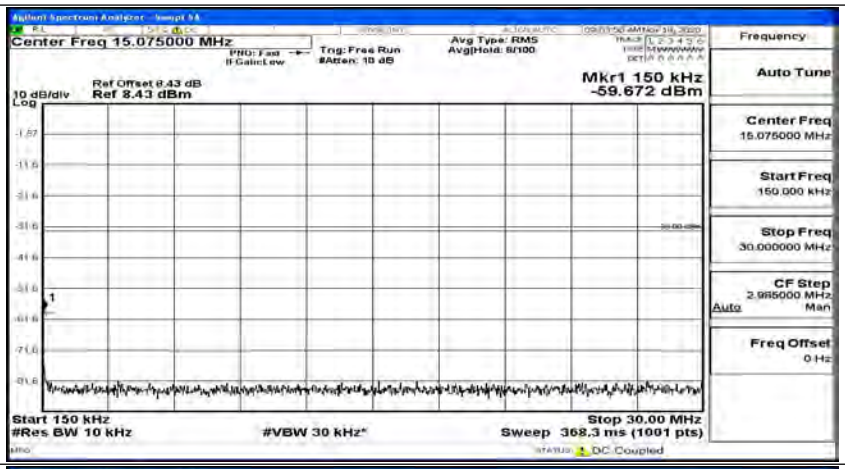

(Channel Bandwidth: 1.4 MHz)_HCH_16QAM_1RB#0

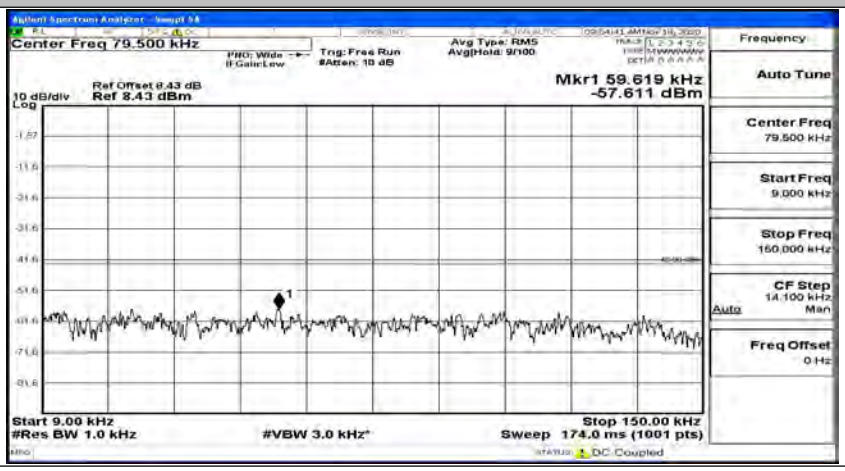

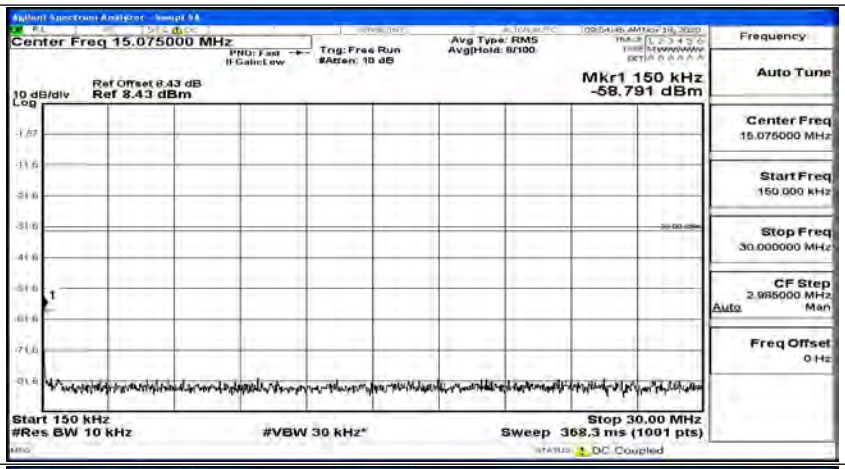
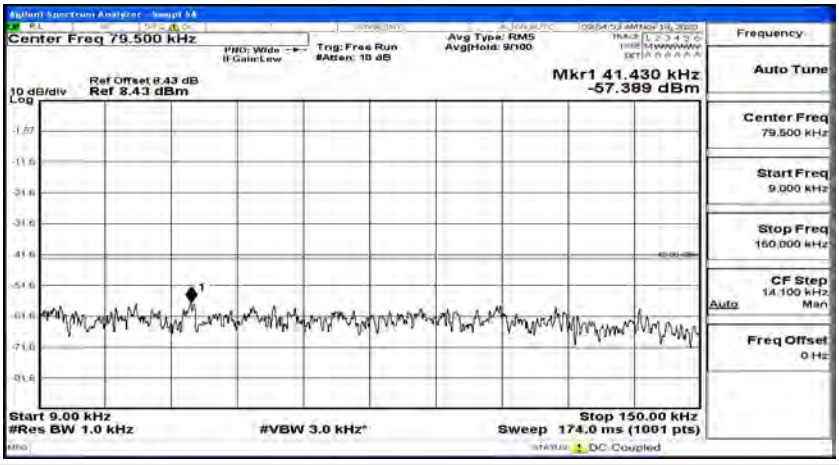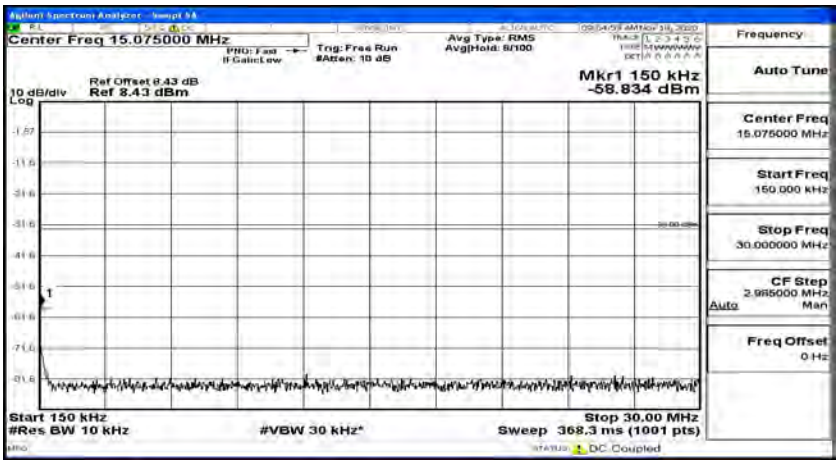
(Channel Bandwidth: 1.4 MHz)_HCH_16QAM_1RB#3