TEST REPORT

APPLICANT	:	MeiG Smart Technology Co., Ltd
PRODUCT NAME	:	LTE-A module
MODEL NAME	:	SLM828G
BRAND NAME	:	MEIGLink
FCC ID	:	2APJ4-SLM828G
STANDARD(S)	:	47 CFR Part 96.47
RECEIPT DATE	:	2024-02-20
TEST DATE	:	2024-02-24
ISSUE DATE	:	2024-04-25

Edited by: Gan Jing

Gan Jing (Rapporteur)

Approved by: Shen Junsheng

Shen Junsheng (Supervisor)

NOTE: This document is issued by Shenzhen Morlab Communications Technology Co., Ltd., the test report shall not be reproduced except in full without prior written permission of the company. The test results apply only to the particular sample(s) tested and to the specific tests carried out which is available on request for validation and information confirmed at our website.

MORLAB

Shenzhen Morlab Communications Technology Co., Ltd.
FL.1-3, Building A, FeiYang Science Park, No.8 LongChang Road,
Block67, BaoAn District, ShenZhen , GuangDong Province, P. R. China

Tel: 86-755-36698555 Fax: 86-755-36698525
Http://www.morlab.cn E-mail: service@morlab.cn

DIRECTORY

1. Technical Information ····· 3
1.1. Applicant and Manufacturer Information ····· 3
1.2. Equipment Under Test (EUT) Description ····· 3
2. Summary Test Results and Description ····· 4
2.1. Applied Reference Documents ····· 4
2.2. Environmental Conditions ····· 4
2.3. Test Results Lists ····· 4
2.4. Test Equipment list ····· 5
Annex A Testing Laboratory Information ····· 8
Annex B Photographs of Test Setup ····· 9

Change History		
Version	Date	Reason for change
1.0	2024-04-25	First edition

1. Technical Information

Note: Provide by applicant.

1.1. Applicant and Manufacturer Information

Applicant:	MeiG Smart Technology Co., Ltd
Applicant Address:	2nd Floor,Office Building,No.5 Lingxia Road,Fenghuang,Fuyong Street,Bao'an District,Shenzhen
Manufacturer:	MeiG Smart Technology Co., Ltd
Manufacturer Address:	2nd Floor,Office Building,No.5 Lingxia Road,Fenghuang,Fuyong Street,Bao'an District,Shenzhen

1.2. Equipment Under Test (EUT) Description

Product Name:	LTE-A module	
Sample No.:	1#	
Hardware Version:	SLM828-G_MB_V1.00	
Software Version:	SLM828-G_1.0.9_EQ100	
Operation Band:	Band 48	
Frequency Range:	LTE Band 48	Tx: 3550MHz–3700MHz
		Rx: 3550MHz–3700MHz
Channel Bandwidth	LTE Band 48	5MHz,10MHz,15MHz,20MHz

Note 1: The module has two versions, one version support UL CA, anther version does not support UL CA (just disable via software), we use the version supports UL CA to test.

2. Summary Test Results and Description

2.1. Applied Reference Documents

Reference documents for testing:

Identity	Document Title
FCC Part 96	CITIZENS BROADBAND RADIO SERVICE
ANSI C63.26	American National Standard for Compliance Testing of Transmitters Used in Licensed Radio Services
KDB 971168 D01	MEASUREMENT GUIDANCE FOR CERTIFICATION OFLICENSED DIGITAL TRANSMITTERS

2.2. Environmental Conditions

During the measurement, the environmental conditions were within the listed ranges:

Temperature (°C):	15-35
Relative Humidity (%):	30-60

2.3. Test Results Lists

No.	Test Description	Result
Part96.47	End User Device Additional Requirements (CBSD Protocol)	PASS

2.4. Test Equipment list

Description	Series Number	Type	Manufacture	Cal. Date	Cal. Due
EXA Signal Analyzer	MY51511149	N9020A	Agilent	2023.06.21	2024.06.20
Minitype EPC	80060168	KSEPCT40	Kingsignal	N/A	N/A
B48 Integrated microbase station	22020300003B2022J0034	LBS7320	Leax Arkivator Telecom	N/A	N/A

Appendix A: Measurement Results

RUN#1

A.1 End User Device Additional Requirement (CBSD Protocol)

A. 11 Measurement Limit

End user device additional requirements (CBSD Protocol) are tested per the test procedures listedbelow. During testing, the EUT is connected to a certified CBSD (kingsignalLBS7320 FCC ID: 2AVFNLBS7320) as a companion device to show compliance with Part 96.47.End User Devices may operate only if they can positively receive and decode an authorizationsignal transmitted by a CBSD, including the frequencies and power limits for their operationAn End User Device must discontinue operations, change frequencies, or change its operationapower level within 10 seconds of receiving instructions from its associated CBSD.

A.1.2 Measurement Method

The EUT was connected via an RF cable to a certified CBSD and spectrum analyzer

1.Run#1:

a. Setup frequency with 3610MHz - 3630MHz

b. Check EUT Tx frequency.

c. Disable AP service and check EUT stop transmission within 10s.

2.Run#2:

a. Setup frequency with 3660MHz - 3680MHz

b. Check EUT Tx frequency.

c. Disable AP service and check EUT stop transmission within 10s

Test Graph1

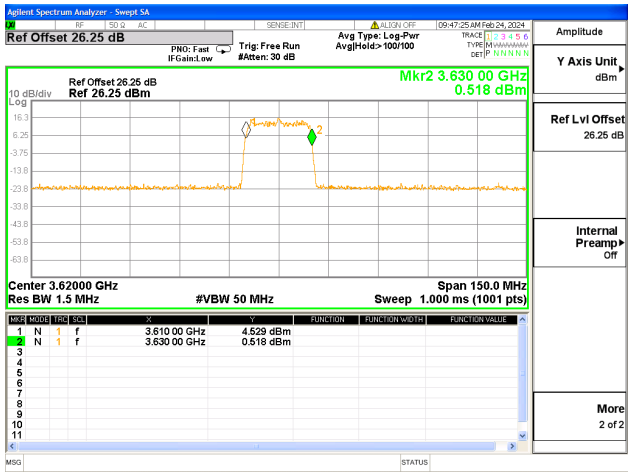

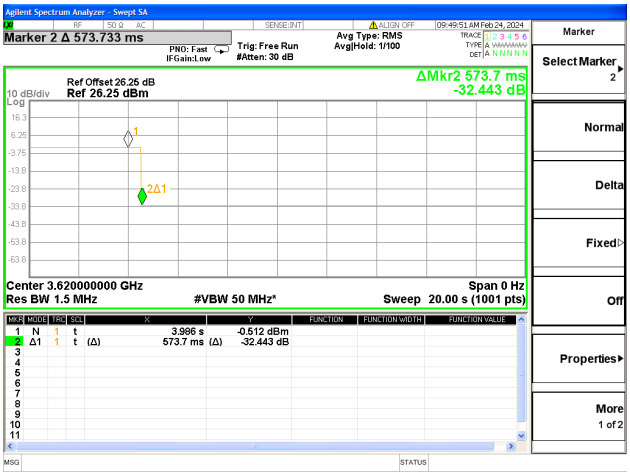

Note:

Marker 1: CBSD sends instructions to discontinue LTE operations.

Marker 2: EUT discontinues operation

Test Graph2

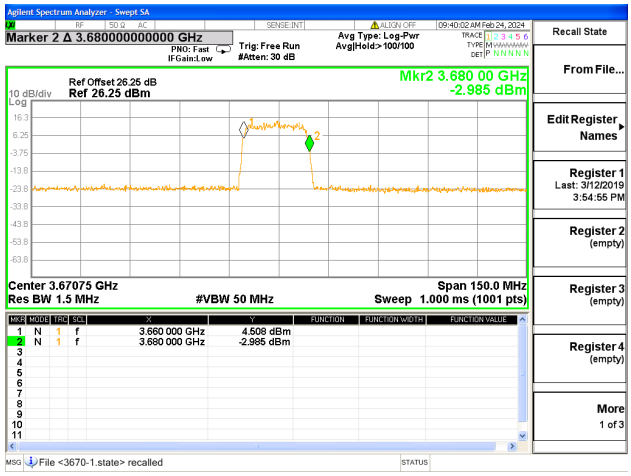

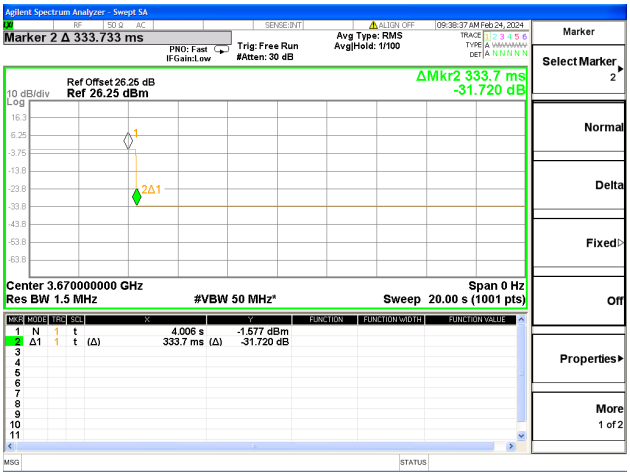

Note:

Marker 1: CBSD sends instructions to discontinue LTE operations.

Marker 2: EUT discontinues operation

Annex A Testing Laboratory Information

1. Identification of the Responsible Testing Laboratory

Company Name:	Shenzhen Morlab Communications Technology Co., Ltd.
Address:	FL.3, Building A, FeiYang Science Park, No.8 LongChang Road, Block 67, BaoAn District, ShenZhen, GuangDong Province, P. R. China
Telephone:	+86 755 36698555
Facsimile:	+86 755 36698525

2. Identification of the Responsible Testing Location

Name:	Shenzhen Morlab Communications Technology Co., Ltd.
Address:	FL.3, Building A, FeiYang Science Park, No.8 LongChang Road, Block 67, BaoAn District, ShenZhen, GuangDong Province, P. R. China

3. Facilities and Accreditations

All measurement facilities used to collect the measurement data are located at FL.3, Building A, FeiYang Science Park, Block 67, BaoAn District, Shenzhen, 518101 P. R. China. The test site is constructed in conformance with the requirements of ANSI C63.10-2013and CISPR Publication 22; the FCC designation number is CN1192, the test firm registration number is 226174.

Annex B Photographs of Test Setup

1. CBSD Measurement Setup



——————END OF REPORT ——————