Wireless Car Charger

User Manual

Thanks for purchasing our product.This is a vehicle-mounted wireless charger for smart phone.It could be used as vehicle-mounted mobile bracket, meanwhile prolong the time of battery. Let you enjoy the great fun of digital products.

Please read this manual before using and keep it for future reference.

Product Parameter

Material	PC+ABS
Input	5V/2A 9V /1.67A
Output	5W /10W (Max)
Charging Distance	3–5mm
Work Frequency	110–205KHZ
Conversion	＞70%

WIRELESS CHARGER
FOR YOUR EVERYDAY CARRY

Product Features

- Single hand operation,easy to install and remove.
- Built-in Two springs,more stable.
- Built-in Fan,to help the device heat dissipation,in order to achieve full charging quickly. (The Fan will start work when fast charging)
- Built-in Aroma. (The Aroma sticks should be put into the slots by yourself)
- Superior PC+ABS material,don't block the air vent.
- 360 degree rotation,support different viewing angles，do not block the line of sight,safe driving.

How to use

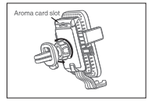

Fit the outlet stand to the wireless charger device.

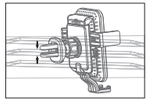

Attach car mount on an appropriate place inside the vehicle.

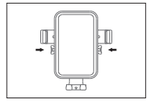

Press release button to open the clamp.

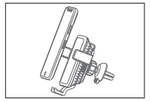

Put your device on the holder and it will be automatic lock the device.

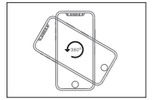

Allows 360° rotation.

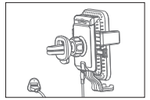

Connect the power wire to the base socket and the other end to the car's cigarette lighter socket." When the device is connected to the power wire,the indicator light is red,then turns blue when charging.

Notes

1. Do not squeeze or collisions.
2. Do not disassemble or throw into fire or water, to avoid causing a short circuit leakage.
3. Do not use wireless charger in severely hot, humid or corrosive environments, to avoid circuit damage and occurs leakage phenomenon.
4. Do not close with magnetic stripe or chip card(ID card,bank cards,etc.) to avoid magnetic failure.
5. To take care of the children ,to ensure that they won't play the wireless charger as a toy,to avoid unnecessary accidents.

Packaging Content

1*wireless charger

1*outlet bracket

1*Aroma sticks

1*USB Cable

1*Manual

Made in China

FCC Caution：

This device complies with part 15 of the FCC Rules. Operation is subject to the following two conditions: (1) This device may not cause harmful interference, and (2) this device must accept any interference received, including interference that may cause undesiredoperation.

Any Changes or modifications not expressly approved by the party responsible for compliance could void the user's authority to operate the equipment.

Note: This equipment has been tested and found to comply with the limits for a Class B digital device, pursuant to part 15 of the FCC Rules. These limits are designed to provide reasonable protection against harmful interference in a residential installation. This equipment generates uses and can radiate radio frequency energy and, if not installed and used in accordance with the instructions, may cause harmful interference to radio communications. However, there is no guarantee that interference will not occur in a particular installation. If this equipment does cause harmful interference to radio or television reception, which can be determined by turning the equipment off and on, the user is encouraged to try to correct the interference by one or more of the followingmeasures:

-Reorient or relocate the receiving antenna.

-Increase the separation between the equipment and receiver.

-Connect the equipment into an outlet on a circuit different from that to which the receiver isconnected.

-Consult the dealer or an experienced radio/TV technician for help.