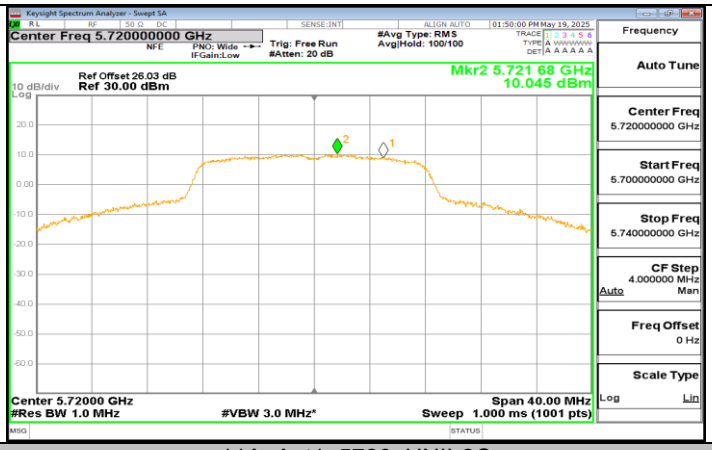

11A_Ant1_5720_UNII-2C

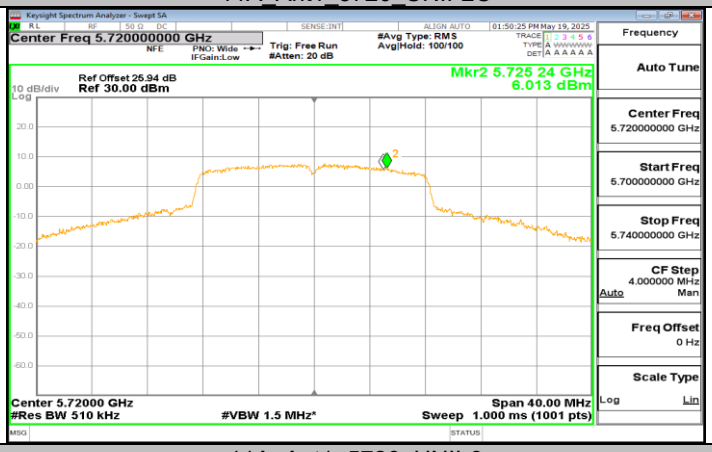

11A_Ant1_5720_UNII-3

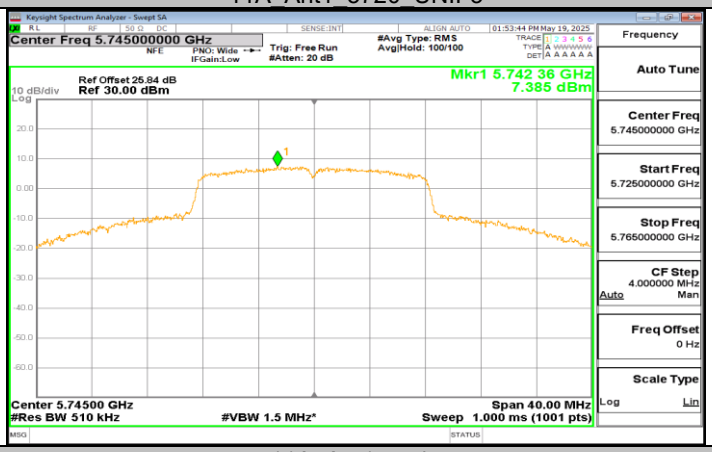

11A_Ant1_5745

This report shall not be reproduced except in full, without the written approval of UL Verification Services (Guangzhou) Co., Ltd, Song Shan Lake Branch.

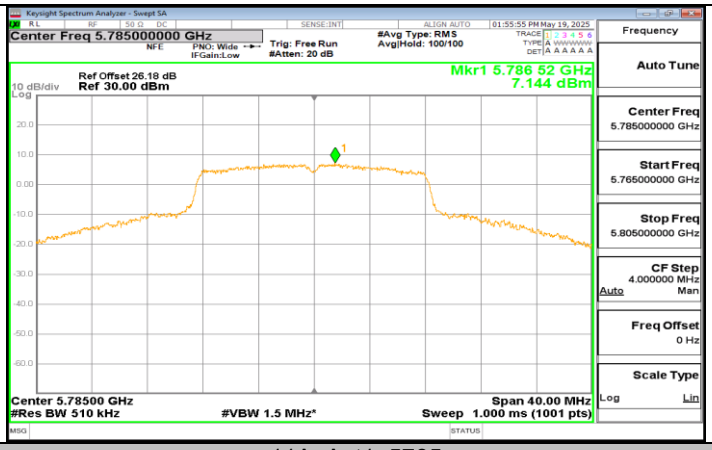

11A_Ant1_5785

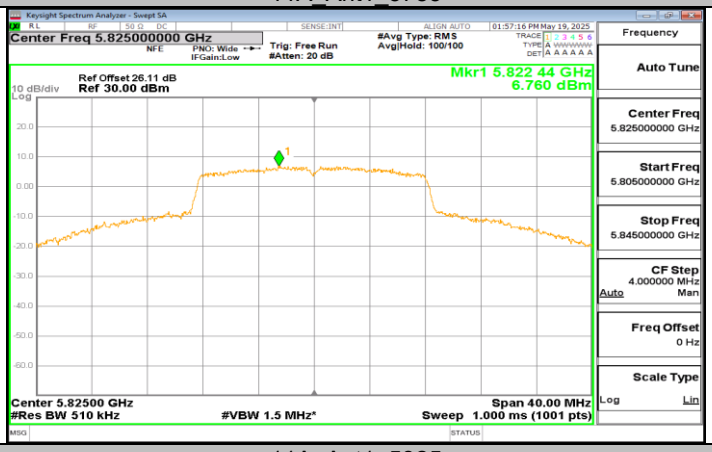

11A_Ant1_5825

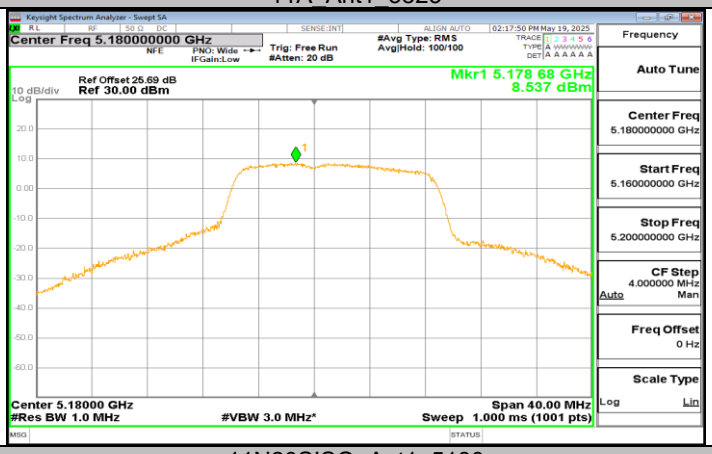

11N20SISO_Ant1_5180

This report shall not be reproduced except in full, without the written approval of UL Verification Services (Guangzhou) Co., Ltd, Song Shan Lake Branch.

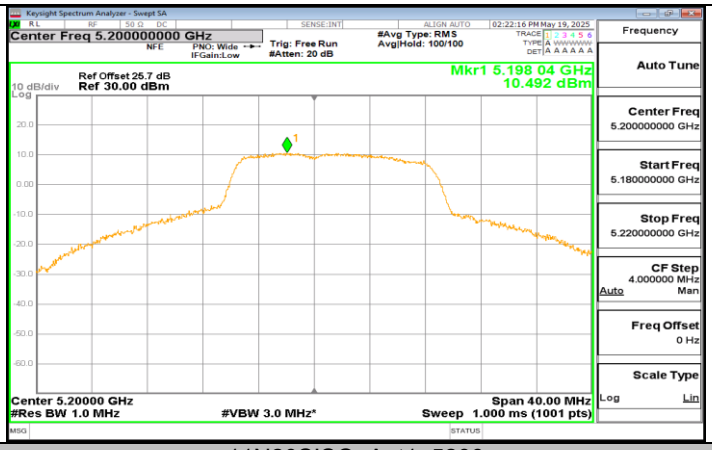

11N20SISO_Ant1_5200

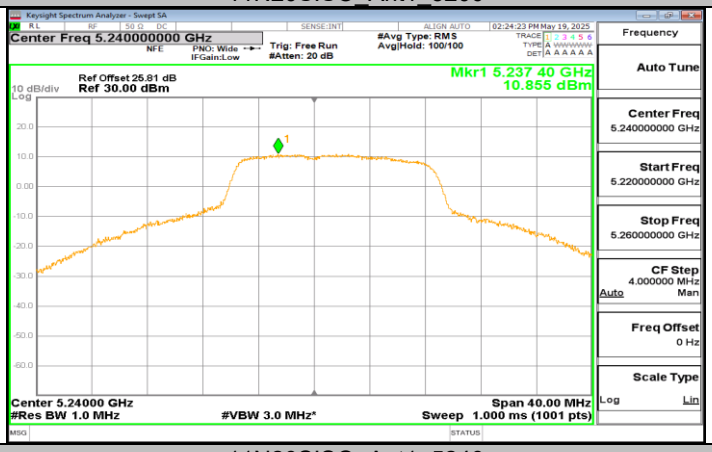

11N20SISO_Ant1_5240

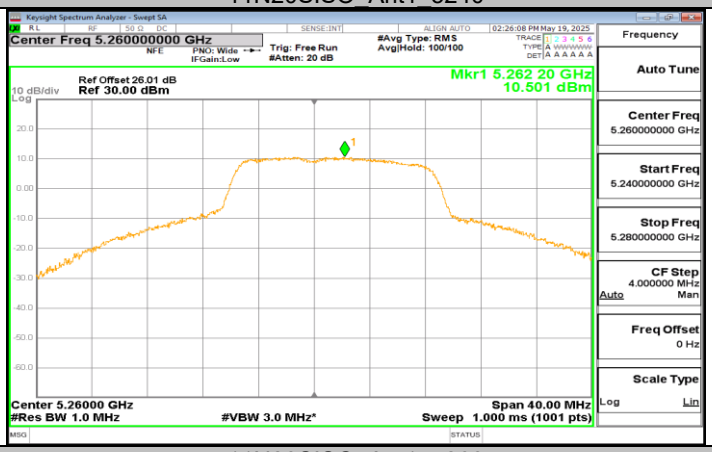

11N20SISO_Ant1_5260

This report shall not be reproduced except in full, without the written approval of UL Verification Services (Guangzhou) Co., Ltd, Song Shan Lake Branch.

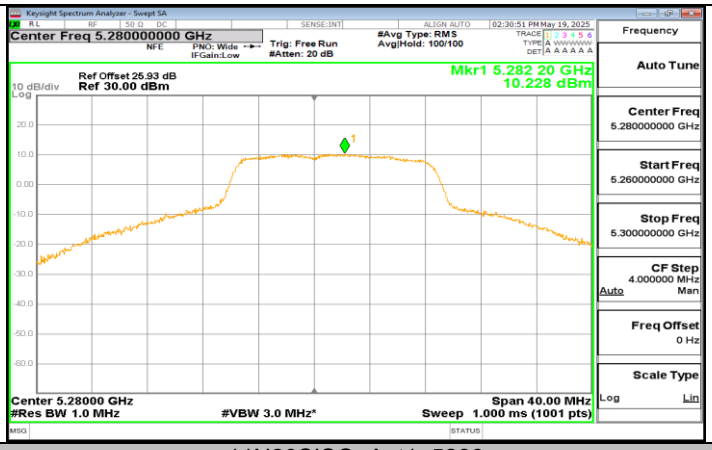

11N20SISO_Ant1_5280

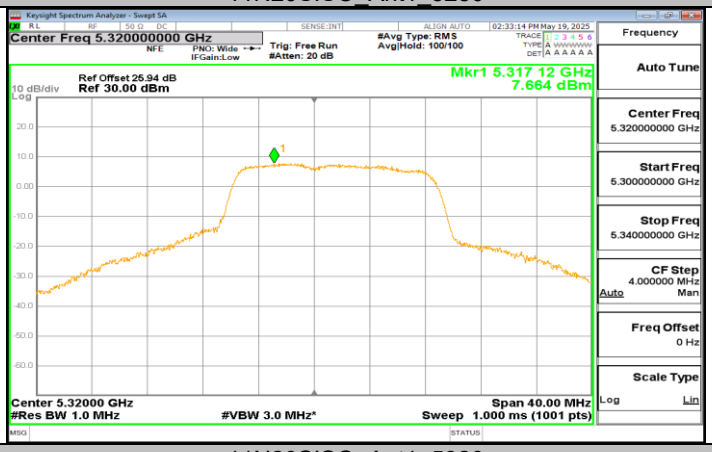

11N20SISO_Ant1_5320

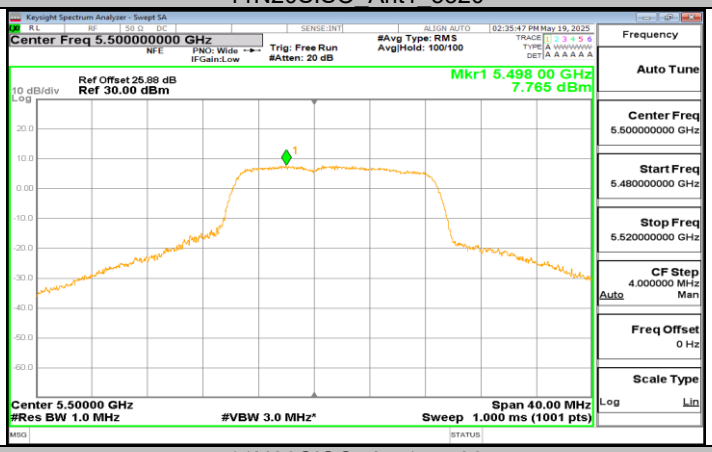

11N20SISO_Ant1_5500

This report shall not be reproduced except in full, without the written approval of UL Verification Services (Guangzhou) Co., Ltd, Song Shan Lake Branch.

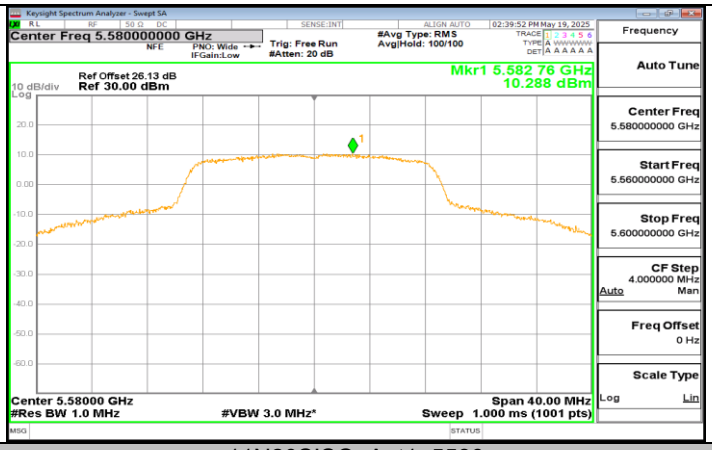

11N20SISO_Ant1_5580

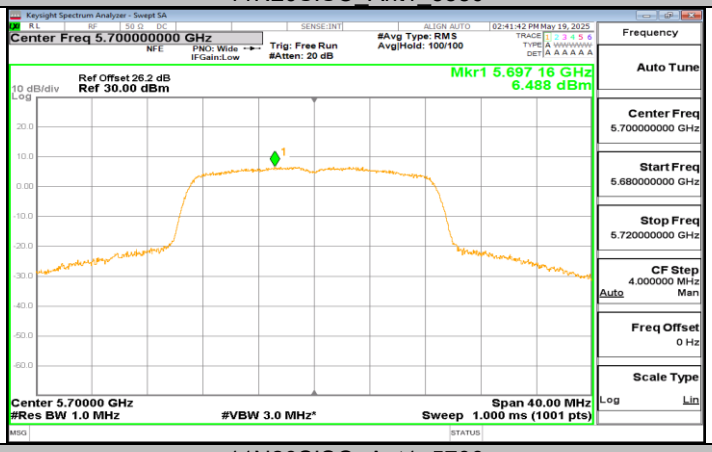

11N20SISO_Ant1_5700

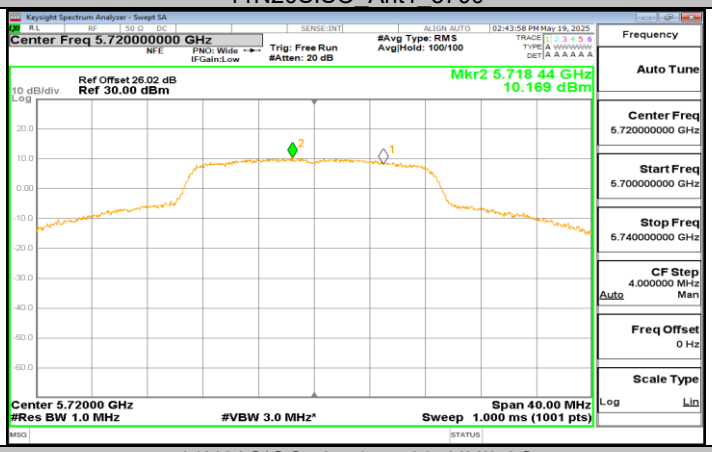

11N20SISO_Ant1_5720_UNII-2C

This report shall not be reproduced except in full, without the written approval of UL Verification Services (Guangzhou) Co., Ltd, Song Shan Lake Branch.

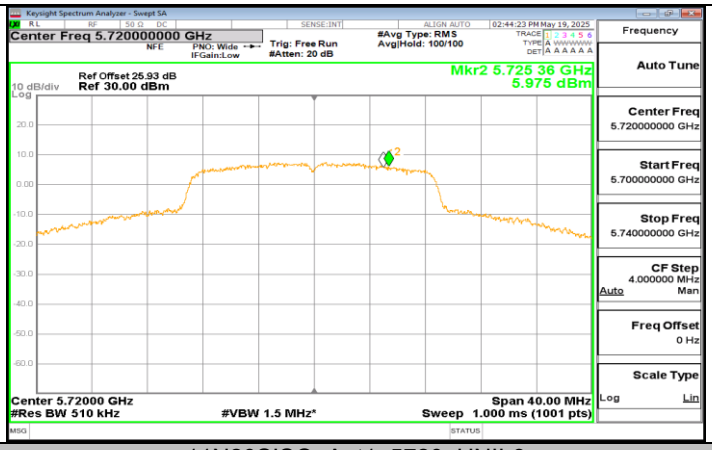

11N20SISO_Ant1_5720_UNII-3

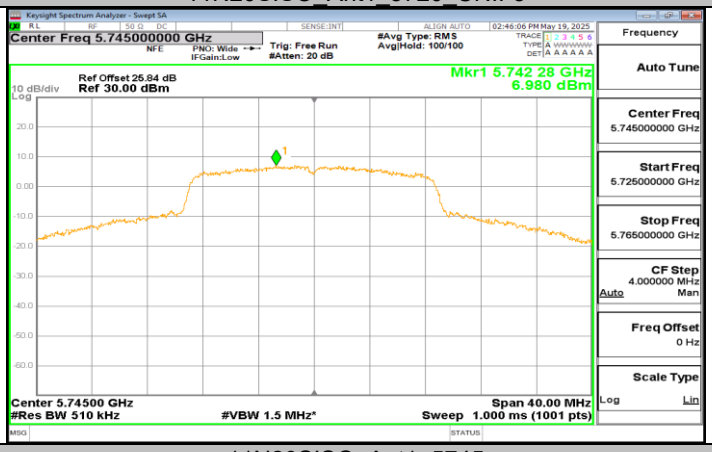

11N20SISO_Ant1_5745

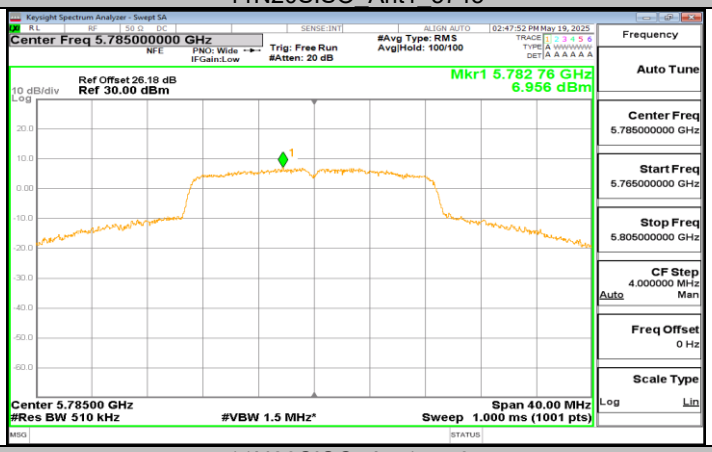

11N20SISO_Ant1_5785

This report shall not be reproduced except in full, without the written approval of UL Verification Services (Guangzhou) Co., Ltd, Song Shan Lake Branch.

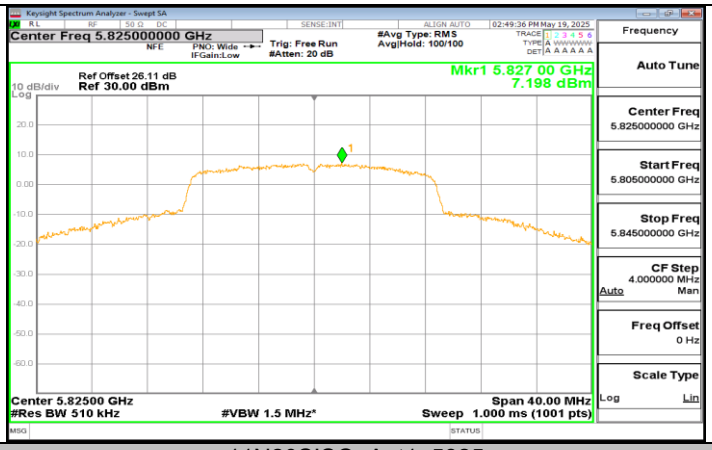

11N20SISO_Ant1_5825

This report shall not be reproduced except in full, without the written approval of UL Verification Services (Guangzhou) Co., Ltd, Song Shan Lake Branch.

11.6. APPENDIX F: FREQUENCY STABILITY

11.6.1. Test Result

Frequency Error vs. Voltage									
802.11a:5200MHz									
Temp.	Volt.	0 Minute		2 Minute		5 Minute		10 Minute	
		Freq.Error (MHz)	Tolerance (ppm)	Freq.Error (MHz)	Tolerance (ppm)	Freq.Error (MHz)	Tolerance (ppm)	Freq.Error (MHz)	Tolerance (ppm)
TN	VL	5199.9961	-0.75	5200.0198	3.81	5199.9974	-0.50	5200.0204	3.91
TN	VN	5200.0177	3.40	5199.9936	-1.23	5200.0035	0.68	5199.9996	-0.07
TN	VH	5199.9898	-1.96	5199.9784	-4.15	5200.0220	4.23	5199.9991	-0.17

Frequency Error vs. Temperature									
802.11a:5200MHz									
Temp.	Volt.	0 Minute		2 Minute		5 Minute		10 Minute	
		Freq.Error (MHz)	Tolerance (ppm)	Freq.Error (MHz)	Tolerance (ppm)	Freq.Error (MHz)	Tolerance (ppm)	Freq.Error (MHz)	Tolerance (ppm)
45	VN	5199.9831	-3.25	5200.0017	0.33	5199.9912	-1.70	5200.0155	2.98
40	VN	5199.9922	-1.49	5200.0113	2.17	5200.0124	2.39	5200.0088	1.70
30	VN	5199.9926	-1.43	5199.9795	-3.95	5199.9922	-1.50	5200.0007	0.14
20	VN	5200.0171	3.28	5199.9854	-2.82	5199.9878	-2.34	5199.9785	-4.14
10	VN	5200.0046	0.89	5200.0034	0.66	5200.0189	3.64	5200.0141	2.71
0	VN	5200.0019	0.36	5199.9848	-2.92	5199.9964	-0.69	5199.9880	-2.31

Note:
1. All antennas, test modes and test channels have been tested, only the worst data record in the report.
2. For the detail Test Conditions, please refer to section 7.5 TEST ENVIRONMENT.

This report shall not be reproduced except in full, without the written approval of UL Verification Services (Guangzhou) Co., Ltd, Song Shan Lake Branch.

11.7. APPENDIX G: DUTY CYCLE

11.7.1. Test Result

Test Mode	On Time (msec)	Period (msec)	Duty Cycle x (Linear)	Duty Cycle (%)	Duty Cycle Correction Factor (dB)	1/T Minimum VBW (kHz)	Final setting For VBW (kHz)
11A	1.38	1.42	0.9718	97.18	0.12	0.72	1
11N20SISO	1.29	1.33	0.9699	96.99	0.13	0.78	1

Note:
Duty Cycle Correction Factor=10log (1/x).
Where: x is Duty Cycle (Linear)
Where: T is On Time
If that calculated VBW is not available on the analyzer then the next higher value should be used.

This report shall not be reproduced except in full, without the written approval of UL Verification Services (Guangzhou) Co., Ltd, Song Shan Lake Branch.

11.7.2. Test Graphs

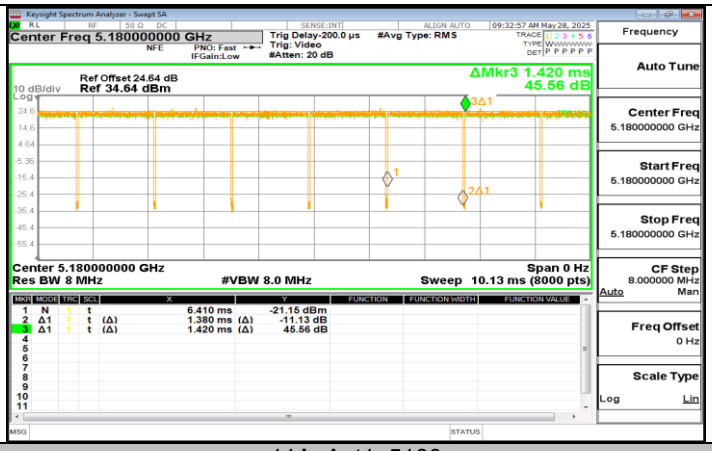

11A_Ant1_5180

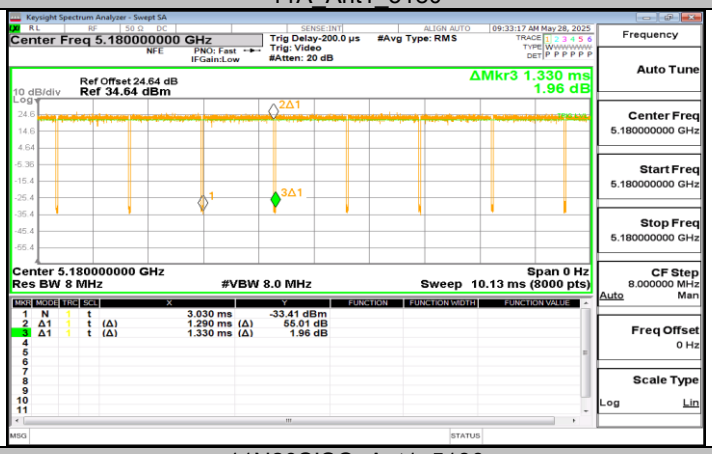

11N20SISO_Ant1_5180

This report shall not be reproduced except in full, without the written approval of UL Verification Services (Guangzhou) Co., Ltd, Song Shan Lake Branch.

11.8. APPENDIX H: DFS DETECTION THRESHOLDS

11.8.1. Test Result

Test Mode	Frequency[MHz]	Radar Type	Result	Verdict
11N20SISO	5500	Type0	-62.16	PASS

11.8.2. Test Graphs

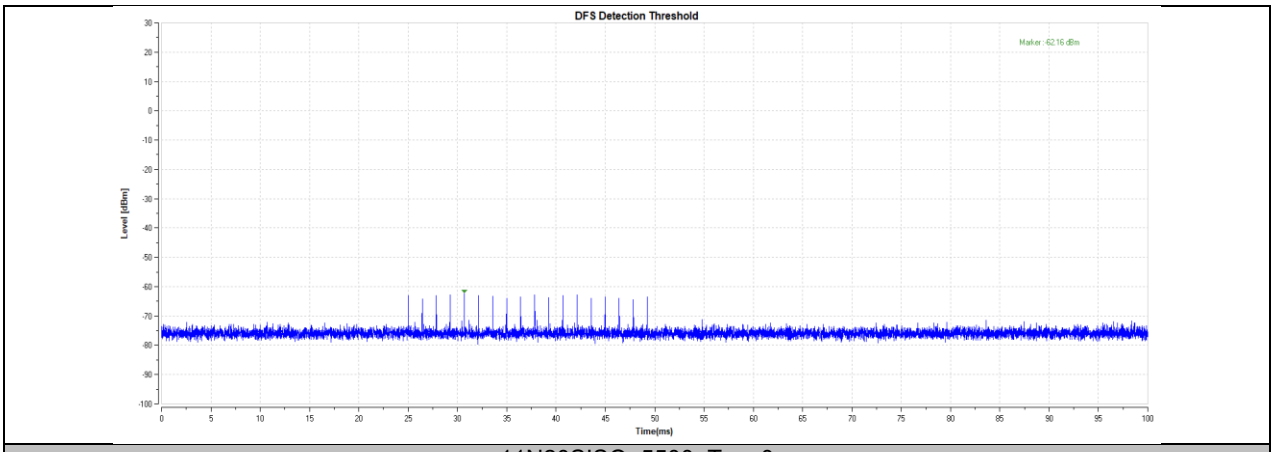

11N20SISO_5500_Type0

This report shall not be reproduced except in full, without the written approval of UL Verification Services (Guangzhou) Co., Ltd, Song Shan Lake Branch.

11.9. APPENDIX I: CHANNEL MOVE TIME AND CHANNEL CLOSING TRANSMISSION TIME

11.9.1. Test Result

Test Mode	Frequency[MHz]	CCT[ms]	Limit[ms]	CMT[ms]	Limit[ms]	Verdict
11N20SISO	5500	200+9.1	200+60	529.1	10000	PASS

11.9.2. Test Graphs

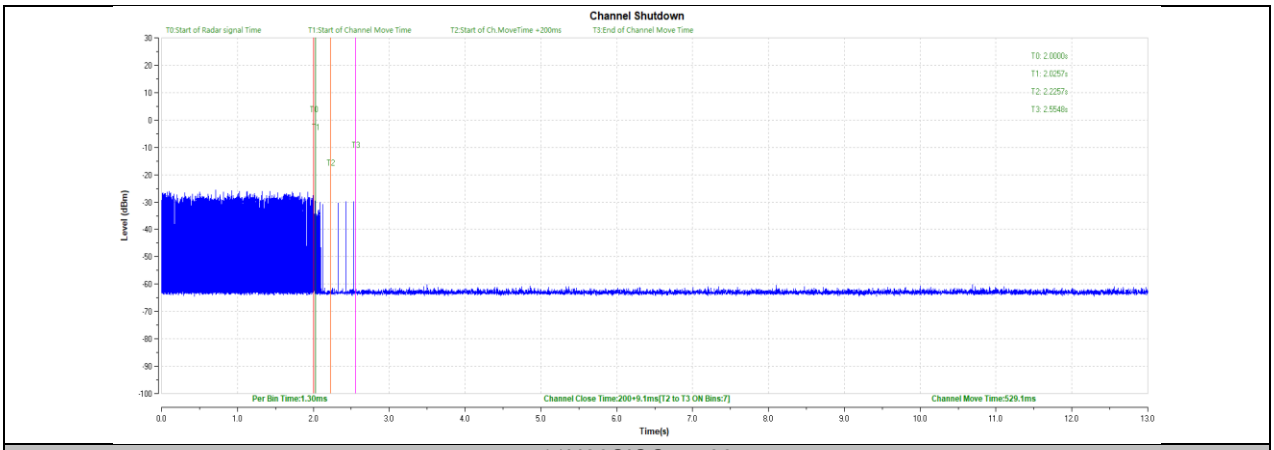

11N20SISO_5500

This report shall not be reproduced except in full, without the written approval of UL Verification Services (Guangzhou) Co., Ltd, Song Shan Lake Branch.

11.10. APPENDIX J: NON-OCCUPANCY PERIOD

Test Result

Test Mode	Channel	Result	Limit[s]	Verdict
11N20SISO	5500	see test graph	≥1800	PASS

11.10.1. Test Graphs

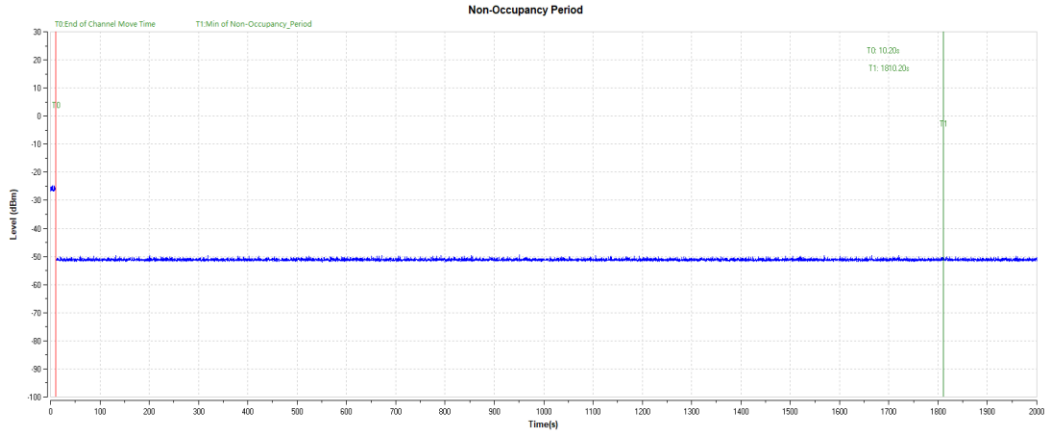

11N20SISO_5500

END OF REPORT

This report shall not be reproduced except in full, without the written approval of UL Verification Services (Guangzhou) Co., Ltd, Song Shan Lake Branch.