2DH5 Conducted Spurious Emissions

Channel 00 (2402MHz)

Channel 39 (2441MHz)

Channel 78 (2480MHz)

3DH5 Conducted Spurious Emissions

Channel 00 (2402MHz)

Channel 39 (2441MHz)

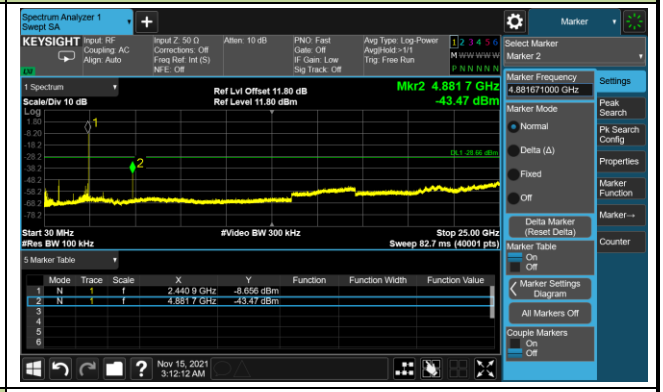

Channel 78 (2480MHz)

A.8 Radiated Spurious Emission Test Result

Test Site	WZ-AC2	Test Engineer	Tommy Tang
Test Date	2021/11/14	Test Mode:	DH5
Remark:	1. Average measurement was not performed if peak level lower than average limit. 2. Other frequency was 20dB below limit line within 1-18GHz, there is not show in the report.		

Test Channel	Frequency (MHz)	Reading Level (dBμV)	Factor (dB/m)	Measure Level (dBμV/m)	Limit (dBμV/m)	Margin (dB)	Detector	Polarization
00	4808.0	35.8	4.0	39.8	74.0	-34.2	Peak	Horizontal
	7358.0	31.2	11.8	43.0	74.0	-31.0	Peak	Horizontal
	8301.5	32.1	11.3	43.4	74.0	-30.7	Peak	Horizontal
	4247.0	40.0	1.6	41.6	74.0	-32.4	Peak	Vertical
	4782.5	35.7	4.0	39.7	74.0	-34.3	Peak	Vertical
	8140.0	32.3	12.0	44.3	74.0	-29.7	Peak	Vertical
39	3907.0	35.4	0.2	35.6	74.0	-38.4	Peak	Horizontal
	4884.5	33.4	3.7	37.2	74.0	-36.8	Peak	Horizontal
	7358.0	30.6	11.8	42.4	74.0	-31.6	Peak	Horizontal
	4264.0	38.5	1.8	40.2	74.0	-33.8	Peak	Vertical
	4791.0	34.8	4.0	38.8	74.0	-35.2	Peak	Vertical
	7443.0	31.6	11.8	43.4	74.0	-30.6	Peak	Vertical
78	3864.5	35.3	0.2	35.6	74.0	-38.4	Peak	Horizontal
	4961.0	41.4	3.6	45.1	74.0	-28.9	Peak	Horizontal
	7477.0	31.2	11.6	42.7	74.0	-31.3	Peak	Horizontal
	4264.0	37.0	1.8	38.8	74.0	-35.2	Peak	Vertical
	4961.0	37.4	3.6	41.1	74.0	-32.9	Peak	Vertical
	7579.0	31.7	11.8	43.5	74.0	-30.5	Peak	Vertical

Note: Measure Level (dBμV/m) = Reading Level (dBμV) + Factor (dB/m)

Factor (dB) = Cable Loss (dB) + Antenna Factor (dB/m) - Pre_Amplifier Gain (dB)

Test Site	WZ-AC2	Test Engineer	Tommy Tang
Test Date	2021/11/14	Test Mode:	2DH5
Remark:	1. Average measurement was not performed if peak level lower than average limit. 2. Other frequency was 20dB below limit line within 1-18GHz, there is not show in the report.		

Test Channel	Frequency (MHz)	Reading Level (dBμV)	Factor (dB/m)	Measure Level (dBμV/m)	Limit (dBμV/m)	Margin (dB)	Detector	Polarization
00	4808.0	35.0	4.0	39.0	74.0	-35.0	Peak	Horizontal
	7451.5	32.3	11.6	43.9	74.0	-30.1	Peak	Horizontal
	11191.5	32.1	17.4	49.5	74.0	-24.5	Peak	Horizontal
	4247.0	36.7	1.6	38.3	74.0	-35.7	Peak	Vertical
	4825.0	34.5	3.8	38.3	74.0	-35.7	Peak	Vertical
	8157.0	33.2	11.9	45.2	74.0	-28.8	Peak	Vertical
39	4884.5	36.3	3.7	40.0	74.0	-34.0	Peak	Horizontal
	7366.5	30.9	11.7	42.6	74.0	-31.4	Peak	Horizontal
	11285.0	31.4	17.8	49.2	74.0	-24.8	Peak	Horizontal
	5097.0	34.8	3.9	38.7	74.0	-35.3	Peak	Vertical
	7689.5	33.2	11.3	44.5	74.0	-29.5	Peak	Vertical
	11217.0	30.8	17.8	48.6	74.0	-25.4	Peak	Vertical
78	3813.5	35.8	0.2	36.0	74.0	-38.0	Peak	Horizontal
	4961.0	42.3	3.6	46.0	74.0	-28.0	Peak	Horizontal
	7434.5	31.4	11.9	43.3	74.0	-30.7	Peak	Horizontal
	4247.0	37.9	1.6	39.5	74.0	-34.5	Peak	Vertical
	4791.0	39.1	4.0	43.1	74.0	-30.9	Peak	Vertical
	7460.0	32.4	11.5	44.0	74.0	-30.0	Peak	Vertical

Note: Measure Level (dBμV/m) = Reading Level (dBμV) + Factor (dB/m)

Factor (dB) = Cable Loss (dB) + Antenna Factor (dB/m) - Pre_Amplifier Gain (dB)

Test Site	WZ-AC2	Test Engineer	Tommy Tang
Test Date	2021/11/14	Test Mode:	3DH5
Remark:	1. Average measurement was not performed if peak level lower than average limit. 2. Other frequency was 20dB below limit line within 1-18GHz, there is not show in the report.		

Test Channel	Frequency (MHz)	Reading Level (dBμV)	Factor (dB/m)	Measure Level (dBμV/m)	Limit (dBμV/m)	Margin (dB)	Detector	Polarization
00	3873.0	35.3	0.2	35.5	74.0	-38.5	Peak	Horizontal
	4808.0	35.7	4.0	39.7	74.0	-34.3	Peak	Horizontal
	7426.0	31.7	12.0	43.7	74.0	-30.3	Peak	Horizontal
	4281.0	34.8	1.9	36.7	74.0	-37.3	Peak	Vertical
	4782.5	33.8	4.0	37.8	74.0	-36.2	Peak	Vertical
	7553.5	31.7	11.6	43.3	74.0	-30.7	Peak	Vertical
39	4085.5	34.9	1.1	36.0	74.0	-38.0	Peak	Horizontal
	4884.5	36.2	3.7	40.0	74.0	-34.0	Peak	Horizontal
	7400.5	31.1	11.6	42.7	74.0	-31.3	Peak	Horizontal
	4264.0	35.9	1.8	37.7	74.0	-36.3	Peak	Vertical
	5088.5	34.9	4.0	38.9	74.0	-35.1	Peak	Vertical
	7732.0	32.3	11.4	43.7	74.0	-30.3	Peak	Vertical
78	4961.0	43.2	3.6	46.9	74.0	-27.1	Peak	Horizontal
	7434.5	31.6	11.9	43.5	74.0	-30.5	Peak	Horizontal
	8497.0	32.6	12.2	44.8	74.0	-29.2	Peak	Horizontal
	4255.5	37.9	1.7	39.6	74.0	-34.4	Peak	Vertical
	4961.0	37.7	3.6	41.3	74.0	-32.7	Peak	Vertical
	7434.5	29.7	11.9	41.6	74.0	-32.4	Peak	Vertical

Note: Measure Level (dBμV/m) = Reading Level (dBμV) + Factor (dB/m)

Factor (dB) = Cable Loss (dB) + Antenna Factor (dB/m) - Pre_Amplifier Gain (dB)

The Result of Radiated Emission below 1GHz:

Site: WZ-AC2	Time: 2021/11/14
Limit: FCC_Part15.209_RE(3m)	Engineer: Tommy Tang
Probe: WZ-AC2_VULB9162_0.03-7GHz	Polarity: Horizontal
EUT: Soundbar	Power: AC 120V/60Hz
Test Mode: Transmit by DH5 at channel 2402MHz	

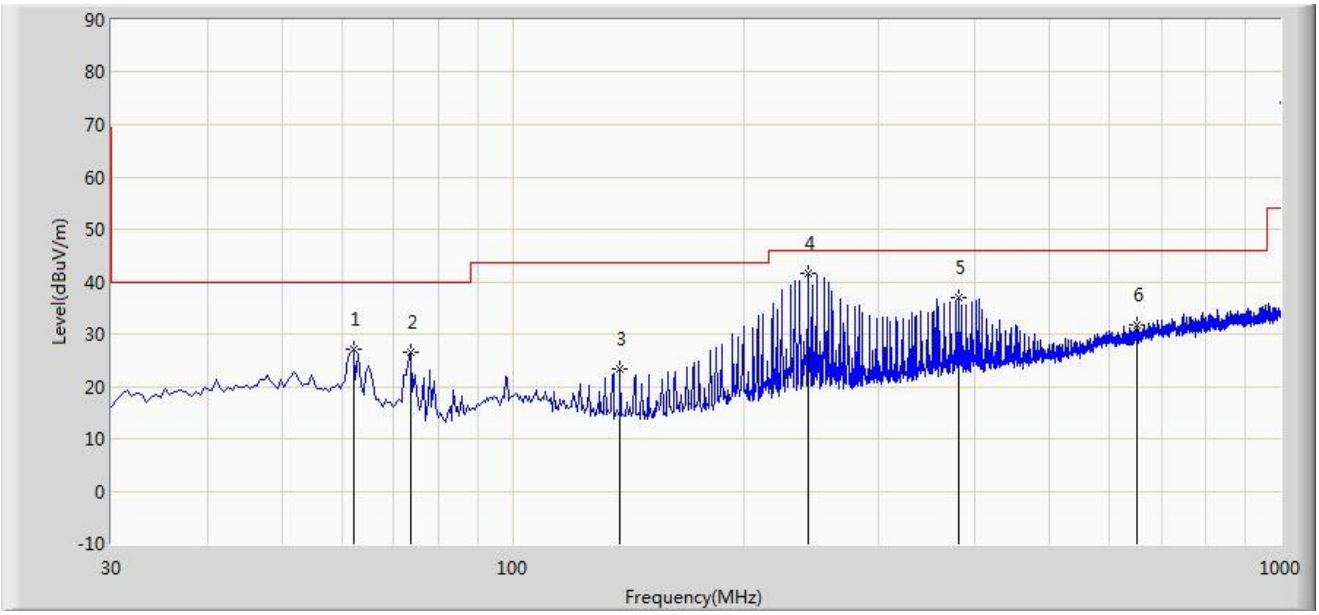

No	Flag	Mark	Frequency (MHz)	Measure Level (dBμV/m)	Reading Level (dBμV)	Margin (dB)	Limit (dBμV/m)	Factor (dB/m)	Type
1			62.010	27.129	8.209	-12.871	40.000	18.921	PK
2			73.650	26.489	11.056	-13.511	40.000	15.434	PK
3			138.155	23.249	7.961	-20.251	43.500	15.288	PK
4		*	242.430	41.679	21.832	-4.321	46.000	19.847	PK
5			381.140	37.032	14.069	-8.968	46.000	22.963	PK
6			651.285	31.860	3.919	-14.140	46.000	27.940	PK

Note 1: Measure Level (dBμV/m) = Reading Level (dBμV) + Factor (dB/m)

Factor (dB/m) = Cable Loss (dB) + Antenna Factor (dB/m)

Note 2: The amplitude of radiated emissions (frequency range from 9kHz to 30MHz and 18GHz to 25GHz) is that proximity to ambient noise, which also are attenuated more than 20 dB below the permissible value. Therefore, the data is not presented in the report.

Site: WZ-AC2	Time: 2021/11/14
Limit: FCC_Part15.209_RE(3m)	Engineer: Tommy Tang
Probe: WZ-AC2_VULB9162_0.03-7GHz	Polarity: Vertical
EUT: Soundbar	Power: AC 120V/60Hz
Test Mode: Transmit by DH5 at channel 2402MHz	

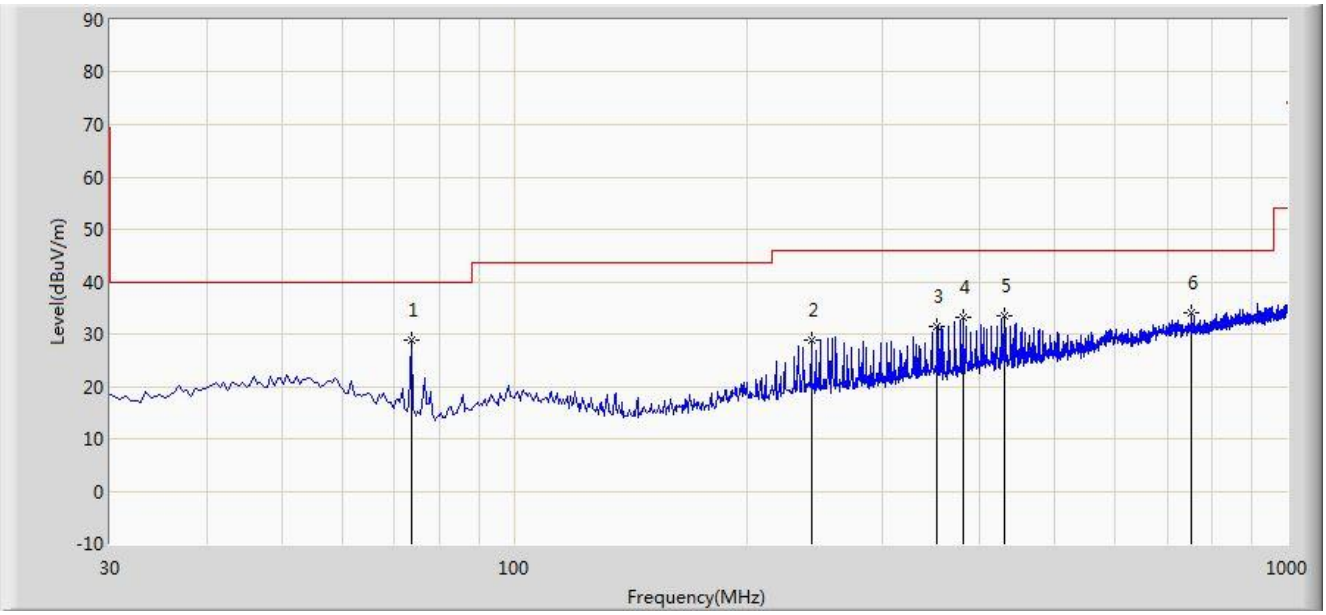

No	Flag	Mark	Frequency (MHz)	Measure Level (dBμV/m)	Reading Level (dBμV)	Margin (dB)	Limit (dBμV/m)	Factor (dB/m)	Type
1		*	73.650	28.749	13.316	-11.251	40.000	15.434	PK
2			242.430	28.893	9.046	-17.107	46.000	19.847	PK
3			353.010	31.516	8.899	-14.484	46.000	22.617	PK
4			381.140	33.134	10.171	-12.866	46.000	22.963	PK
5			430.125	33.361	9.520	-12.639	46.000	23.841	PK
6			752.650	34.002	4.114	-11.998	46.000	29.888	PK

Note 1: Measure Level (dBμV/m) = Reading Level (dBμV) + Factor (dB/m)

Factor (dB/m) = Cable Loss (dB) + Antenna Factor (dB/m)

Note 2: The amplitude of radiated emissions (frequency range from 9kHz to 30MHz and 18GHz to 25GHz) is that proximity to ambient noise, which also are attenuated more than 20 dB below the permissible value. Therefore, the data is not presented in the report.

A.9 Radiated Restricted Band Edge Test Result

Site: WZ-AC2	Time: 2021/11/14 - 11:40
Limit: FCC_Part15.209_RE(3m)	Engineer: Kin Xia
Probe: WZ-AC2_BBHA9120D_1-18GHz	Polarity: Horizontal
EUT: Soundbar	Power: AC 120V/60Hz
Test Mode: Transmit by DH5 at Channel 2402MHz	

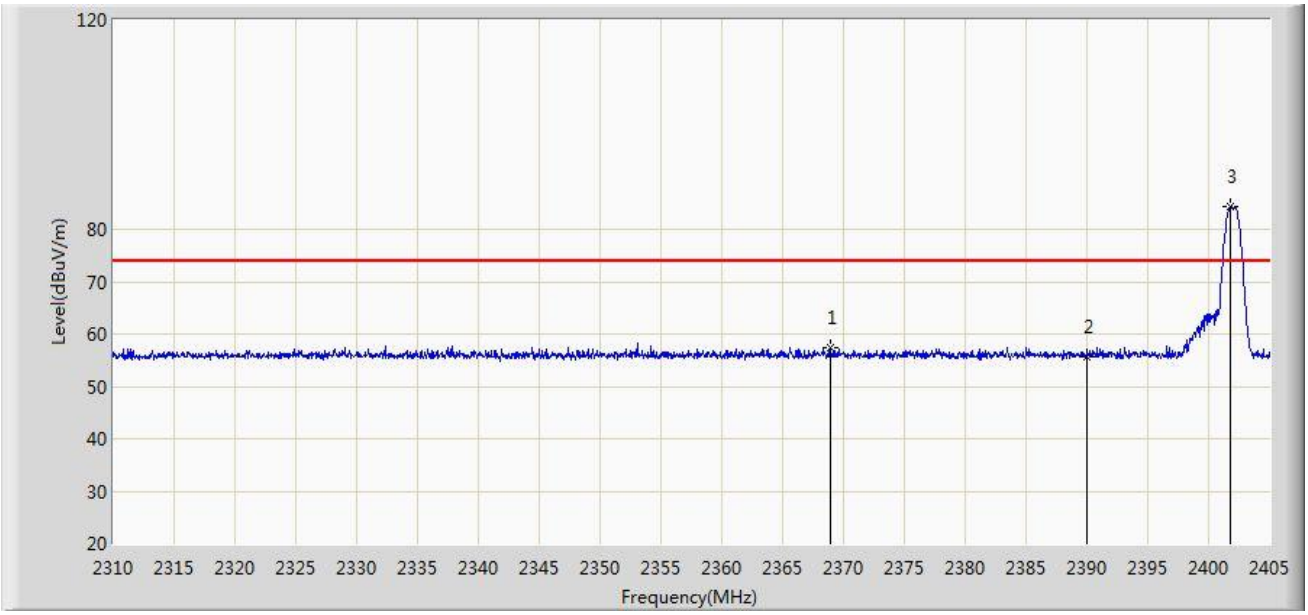

No	Flag	Mark	Frequency (MHz)	Measure Level (dBuV/m)	Reading Level (dBuV)	Margin (dB)	Limit (dBuV/m)	Factor (dB/m)	Type
1			2368.948	57.255	25.241	-16.745	74.000	32.013	PK
2			2390.000	55.751	23.748	-18.249	74.000	32.003	PK
3		*	2401.770	84.245	52.259	N/A	N/A	31.986	PK

Note: Measure Level (dBμV/m) = Reading Level (dBμV) + Factor (dB/m)

Factor (dB/m) = Cable Loss (dB) + Antenna Factor (dB/m)

Site: WZ-AC2	Time: 2021/11/14 - 11:46
Limit: FCC_Part15.209_RE(3m)	Engineer: Kin Xia
Probe: WZ-AC2_BBHA9120D_1-18GHz	Polarity: Horizontal
EUT: Soundbar	Power: AC 120V/60Hz
Test Mode: Transmit by DH5 at Channel 2402MHz	

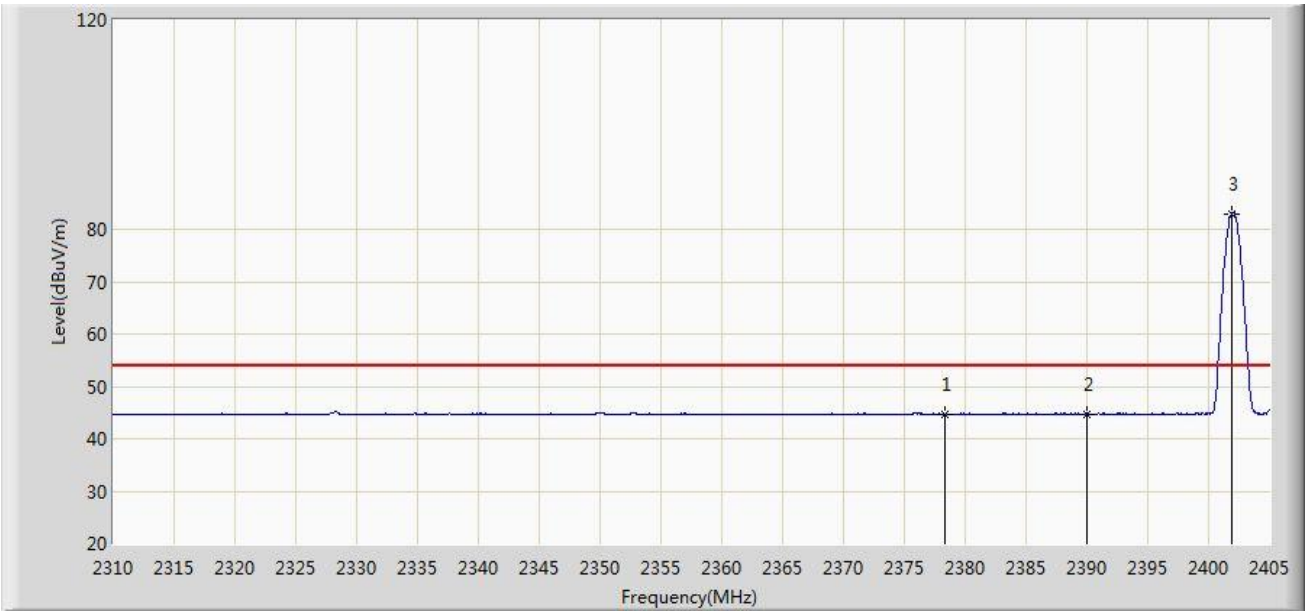

No	Flag	Mark	Frequency (MHz)	Measure Level (dBuV/m)	Reading Level (dBuV)	Margin (dB)	Limit (dBuV/m)	Factor (dB/m)	Type
1			2378.353	44.761	12.747	-9.239	54.000	32.013	AV
2			2390.000	44.752	12.749	-9.248	54.000	32.003	AV
3		*	2401.913	82.996	51.010	N/A	N/A	31.986	AV

Note: Measure Level (dBμV/m) = Reading Level (dBμV) + Factor (dB/m)

Factor (dB/m) = Cable Loss (dB) + Antenna Factor (dB/m)

Site: WZ-AC2	Time: 2021/11/14 - 11:51
Limit: FCC_Part15.209_RE(3m)	Engineer: Kin Xia
Probe: WZ-AC2_BBHA9120D_1-18GHz	Polarity: Vertical
EUT: Soundbar	Power: AC 120V/60Hz
Test Mode: Transmit by DH5 at Channel 2402MHz	

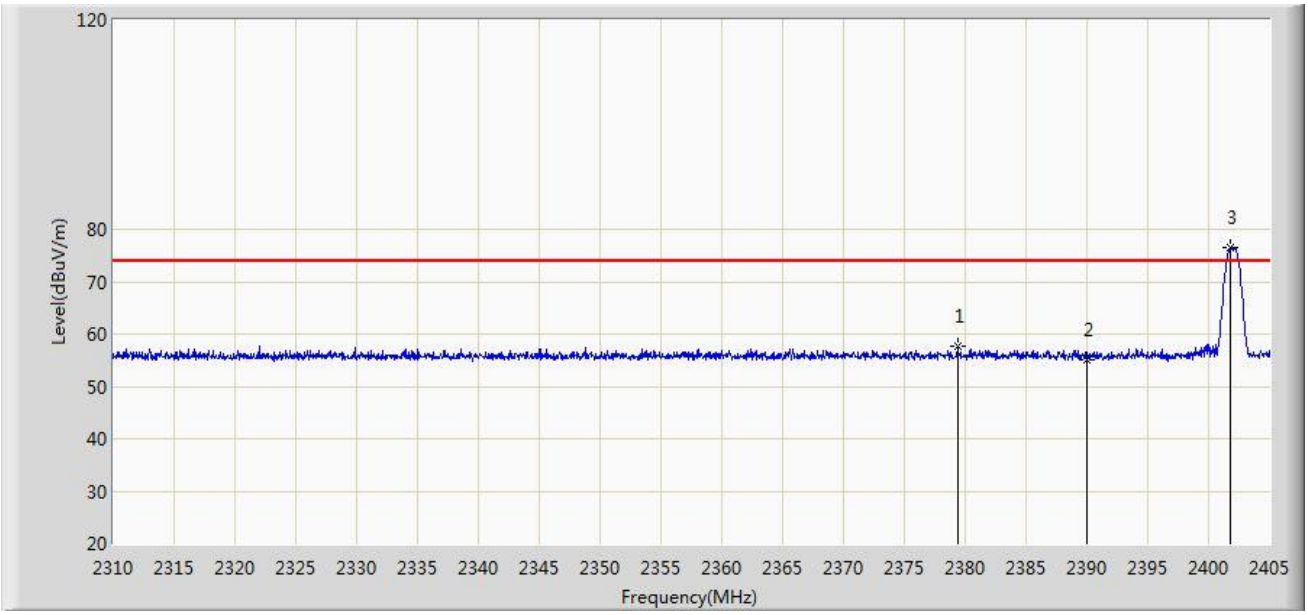

No	Flag	Mark	Frequency (MHz)	Measure Level (dBuV/m)	Reading Level (dBuV)	Margin (dB)	Limit (dBuV/m)	Factor (dB/m)	Type
1			2379.350	57.576	25.562	-16.424	74.000	32.015	PK
2			2390.000	55.202	23.199	-18.798	74.000	32.003	PK
3		*	2401.770	76.518	44.532	N/A	N/A	31.986	PK

Note: Measure Level (dBμV/m) = Reading Level (dBμV) + Factor (dB/m)

Factor (dB/m) = Cable Loss (dB) + Antenna Factor (dB/m)

Site: WZ-AC2	Time: 2021/11/14 - 11:55
Limit: FCC_Part15.209_RE(3m)	Engineer: Kin Xia
Probe: WZ-AC2_BBHA9120D_1-18GHz	Polarity: Vertical
EUT: Soundbar	Power: AC 120V/60Hz
Test Mode: Transmit by DH5 at Channel 2402MHz	

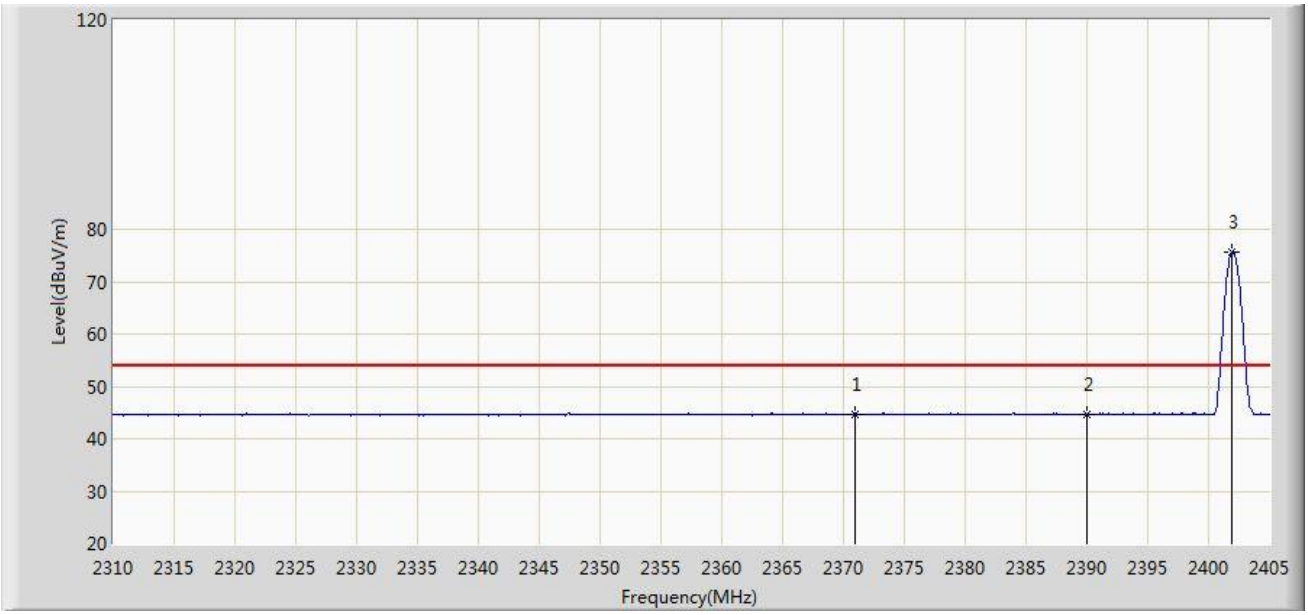

No	Flag	Mark	Frequency (MHz)	Measure Level (dBuV/m)	Reading Level (dBuV)	Margin (dB)	Limit (dBuV/m)	Factor (dB/m)	Type
1			2370.990	44.773	12.759	-9.227	54.000	32.014	AV
2			2390.000	44.646	12.643	-9.354	54.000	32.003	AV
3		*	2401.913	75.624	43.638	N/A	N/A	31.986	AV

Note: Measure Level (dBμV/m) = Reading Level (dBμV) + Factor (dB/m)

Factor (dB/m) = Cable Loss (dB) + Antenna Factor (dB/m)

Site: WZ-AC2	Time: 2021/11/14 - 11:58
Limit: FCC_Part15.209_RE(3m)	Engineer: Kin Xia
Probe: WZ-AC2_BBHA9120D_1-18GHz	Polarity: Horizontal
EUT: Soundbar	Power: AC 120V/60Hz
Test Mode: Transmit by DH5 at Channel 2480MHz	

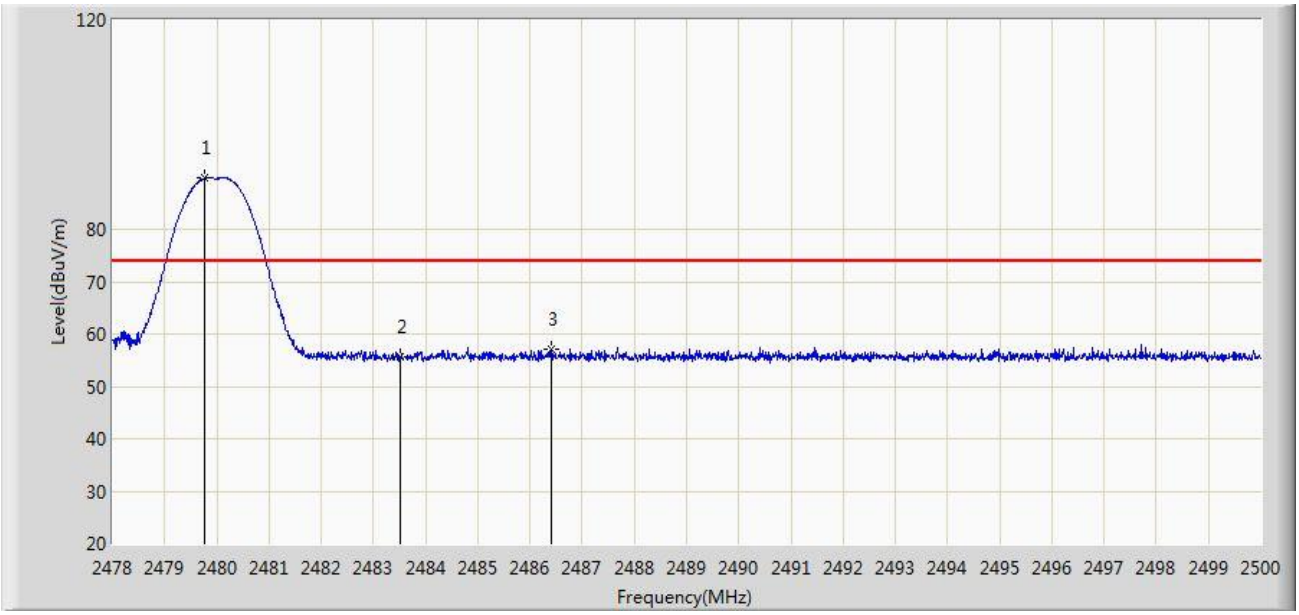

No	Flag	Mark	Frequency (MHz)	Measure Level (dBuV/m)	Reading Level (dBuV)	Margin (dB)	Limit (dBuV/m)	Factor (dB/m)	Type
1		*	2479.771	89.743	57.823	N/A	N/A	31.919	PK
2			2483.500	55.622	23.710	-18.378	74.000	31.912	PK
3			2486.415	57.130	25.224	-16.870	74.000	31.906	PK

Note: Measure Level (dBμV/m) = Reading Level (dBμV) + Factor (dB/m)

Factor (dB/m) = Cable Loss (dB) + Antenna Factor (dB/m)

Site: WZ-AC2	Time: 2021/11/14 - 12:25
Limit: FCC_Part15.209_RE(3m)	Engineer: Kin Xia
Probe: WZ-AC2_BBHA9120D_1-18GHz	Polarity: Horizontal
EUT: Soundbar	Power: AC 120V/60Hz
Test Mode: Transmit by DH5 at Channel 2480MHz	

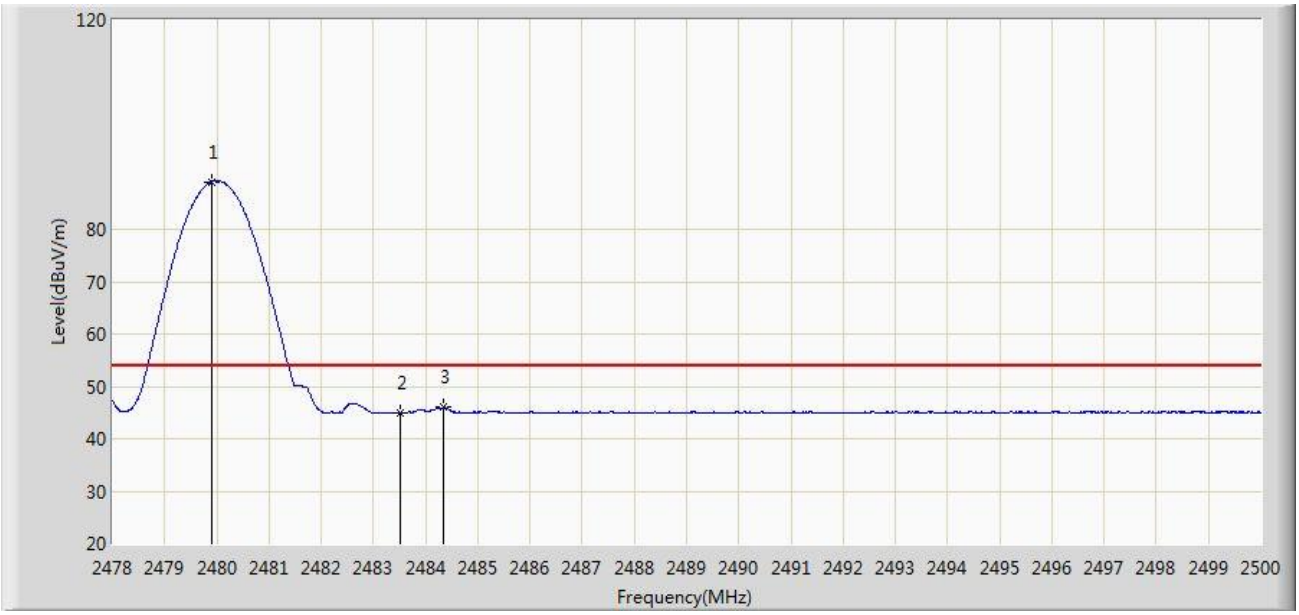

No	Flag	Mark	Frequency (MHz)	Measure Level (dBuV/m)	Reading Level (dBuV)	Margin (dB)	Limit (dBuV/m)	Factor (dB/m)	Type
1		*	2479.903	89.113	57.194	N/A	N/A	31.919	AV
2			2483.500	44.962	13.050	-9.038	54.000	31.912	AV
3			2484.347	45.955	14.045	-8.045	54.000	31.910	AV

Note: Measure Level (dBμV/m) = Reading Level (dBμV) + Factor (dB/m)

Factor (dB/m) = Cable Loss (dB) + Antenna Factor (dB/m)

Site: WZ-AC2	Time: 2021/11/14 - 12:35
Limit: FCC_Part15.209_RE(3m)	Engineer: Kin Xia
Probe: WZ-AC2_BBHA9120D_1-18GHz	Polarity: Vertical
EUT: Soundbar	Power: AC 120V/60Hz
Test Mode: Transmit by DH5 at Channel 2480MHz	

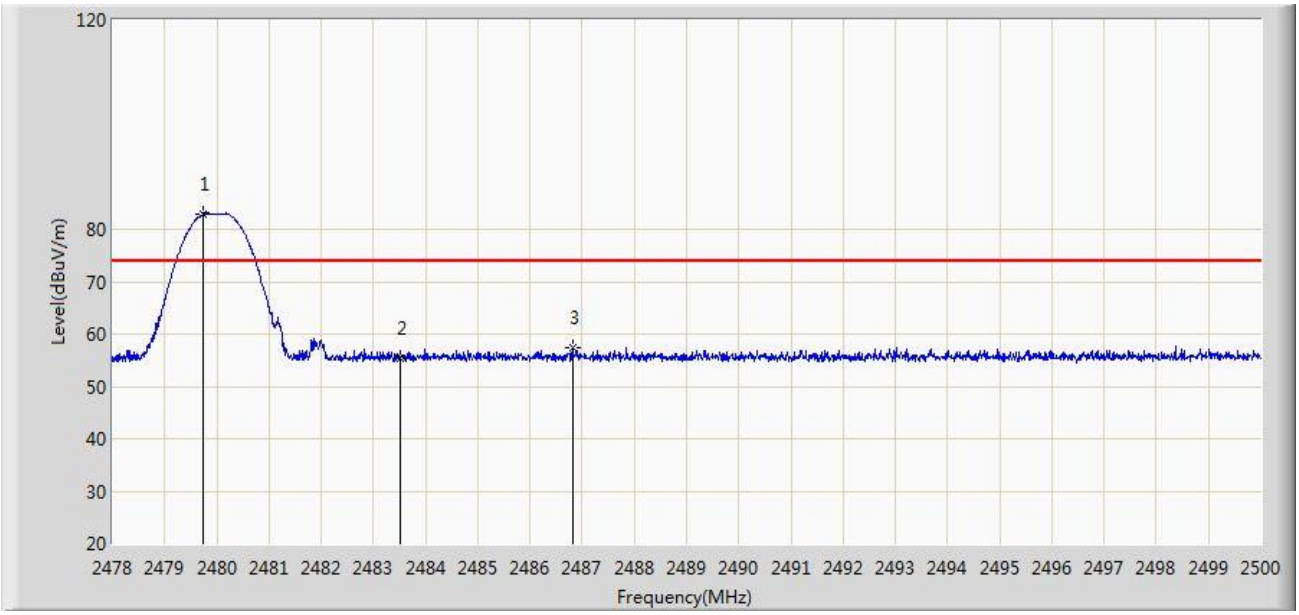

No	Flag	Mark	Frequency (MHz)	Measure Level (dBuV/m)	Reading Level (dBuV)	Margin (dB)	Limit (dBuV/m)	Factor (dB/m)	Type
1		*	2479.738	82.921	51.001	N/A	N/A	31.920	PK
2			2483.500	55.323	23.411	-18.677	74.000	31.912	PK
3			2486.811	57.433	25.528	-16.567	74.000	31.905	PK

Note: Measure Level (dBμV/m) = Reading Level (dBμV) + Factor (dB/m)

Factor (dB/m) = Cable Loss (dB) + Antenna Factor (dB/m)

Site: WZ-AC2	Time: 2021/11/14 - 12:36
Limit: FCC_Part15.209_RE(3m)	Engineer: Kin Xia
Probe: WZ-AC2_BBHA9120D_1-18GHz	Polarity: Vertical
EUT: Soundbar	Power: AC 120V/60Hz
Test Mode: Transmit by DH5 at Channel 2480MHz	

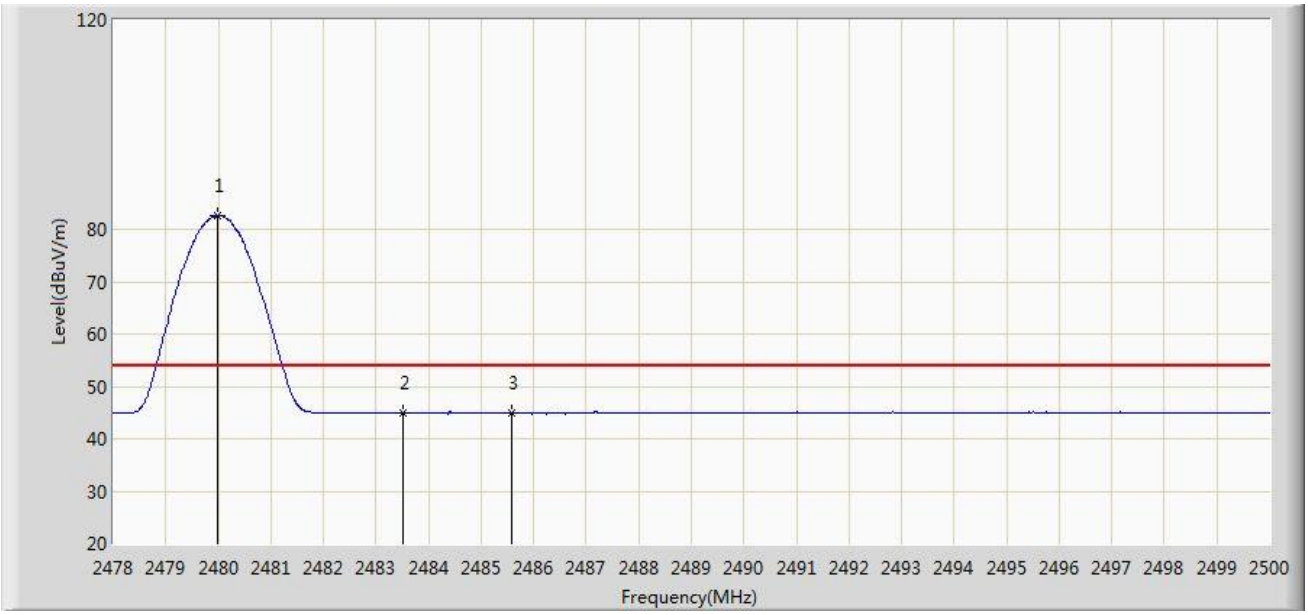

No	Flag	Mark	Frequency (MHz)	Measure Level (dBuV/m)	Reading Level (dBuV)	Margin (dB)	Limit (dBuV/m)	Factor (dB/m)	Type
1		*	2479.991	82.591	50.672	N/A	N/A	31.919	AV
2			2483.500	44.882	12.970	-9.118	54.000	31.912	AV
3			2485.568	45.000	13.093	-9.000	54.000	31.907	AV

Note: Measure Level (dBμV/m) = Reading Level (dBμV) + Factor (dB/m)

Factor (dB/m) = Cable Loss (dB) + Antenna Factor (dB/m)

Site: WZ-AC2	Time: 2021/11/14 - 12:37
Limit: FCC_Part15.209_RE(3m)	Engineer: Kin Xia
Probe: WZ-AC2_BBHA9120D_1-18GHz	Polarity: Horizontal
EUT: Soundbar	Power: AC 120V/60Hz
Test Mode: Transmit by 2DH5 at Channel 2402MHz	

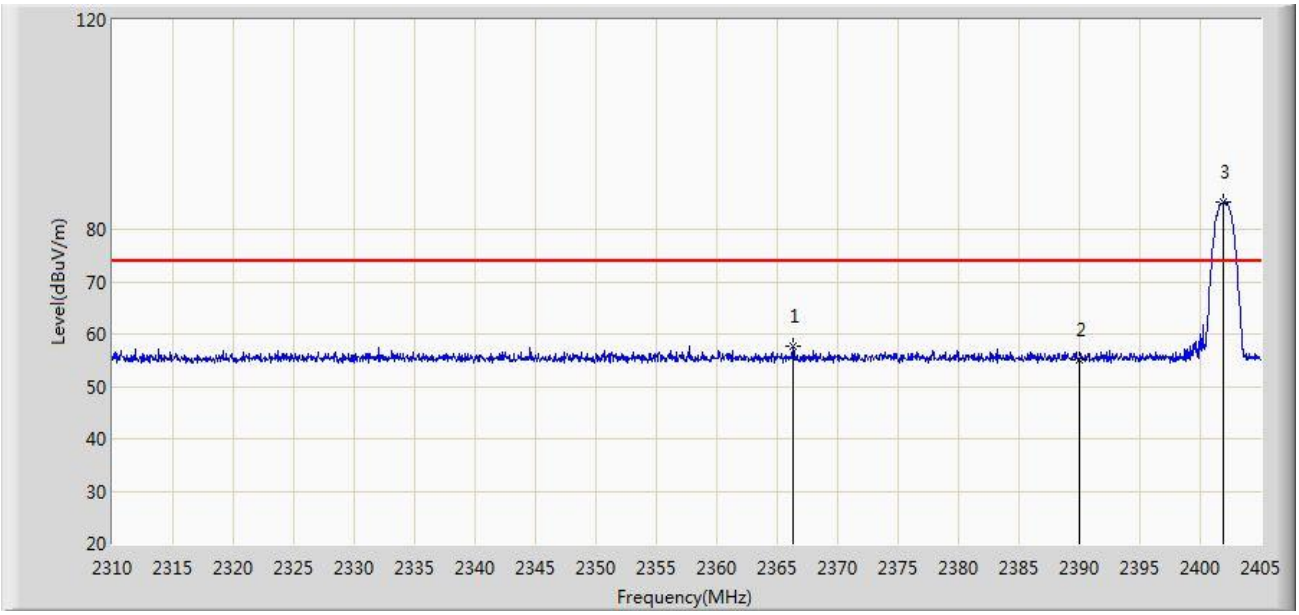

No	Flag	Mark	Frequency (MHz)	Measure Level (dBuV/m)	Reading Level (dBuV)	Margin (dB)	Limit (dBuV/m)	Factor (dB/m)	Type
1			2366.335	57.636	25.622	-16.364	74.000	32.014	PK
2			2390.000	55.194	23.191	-18.806	74.000	32.003	PK
3		*	2401.865	85.076	53.090	N/A	N/A	31.986	PK

Note: Measure Level (dBμV/m) = Reading Level (dBμV) + Factor (dB/m)

Factor (dB/m) = Cable Loss (dB) + Antenna Factor (dB/m)

Site: WZ-AC2	Time: 2021/11/14 - 12:41
Limit: FCC_Part15.209_RE(3m)	Engineer: Kin Xia
Probe: WZ-AC2_BBHA9120D_1-18GHz	Polarity: Horizontal
EUT: Soundbar	Power: AC 120V/60Hz
Test Mode: Transmit by 2DH5 at Channel 2402MHz	

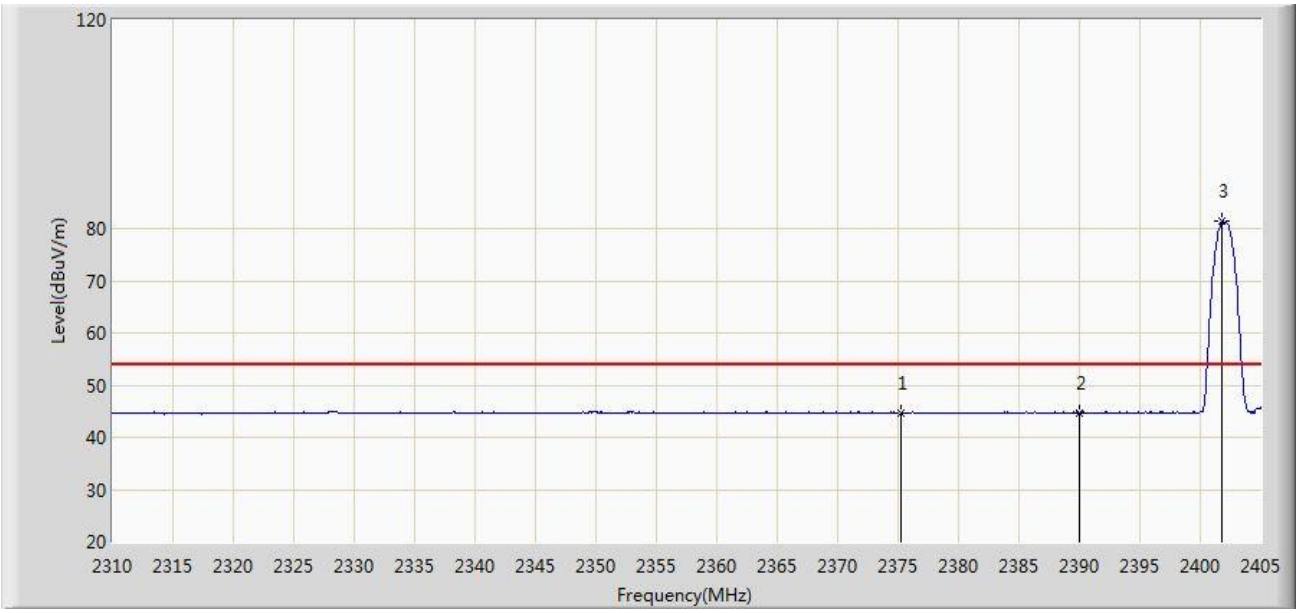

No	Flag	Mark	Frequency (MHz)	Measure Level (dBuV/m)	Reading Level (dBuV)	Margin (dB)	Limit (dBuV/m)	Factor (dB/m)	Type
1			2375.265	44.735	12.722	-9.265	54.000	32.013	AV
2			2390.000	44.675	12.672	-9.325	54.000	32.003	AV
3		*	2401.817	81.364	49.378	N/A	N/A	31.986	AV

Note: Measure Level (dBμV/m) = Reading Level (dBμV) + Factor (dB/m)

Factor (dB/m) = Cable Loss (dB) + Antenna Factor (dB/m)

Site: WZ-AC2	Time: 2021/11/14 - 12:43
Limit: FCC_Part15.209_RE(3m)	Engineer: Kin Xia
Probe: WZ-AC2_BBHA9120D_1-18GHz	Polarity: Vertical
EUT: Soundbar	Power: AC 120V/60Hz
Test Mode: Transmit by 2DH5 at Channel 2402MHz	

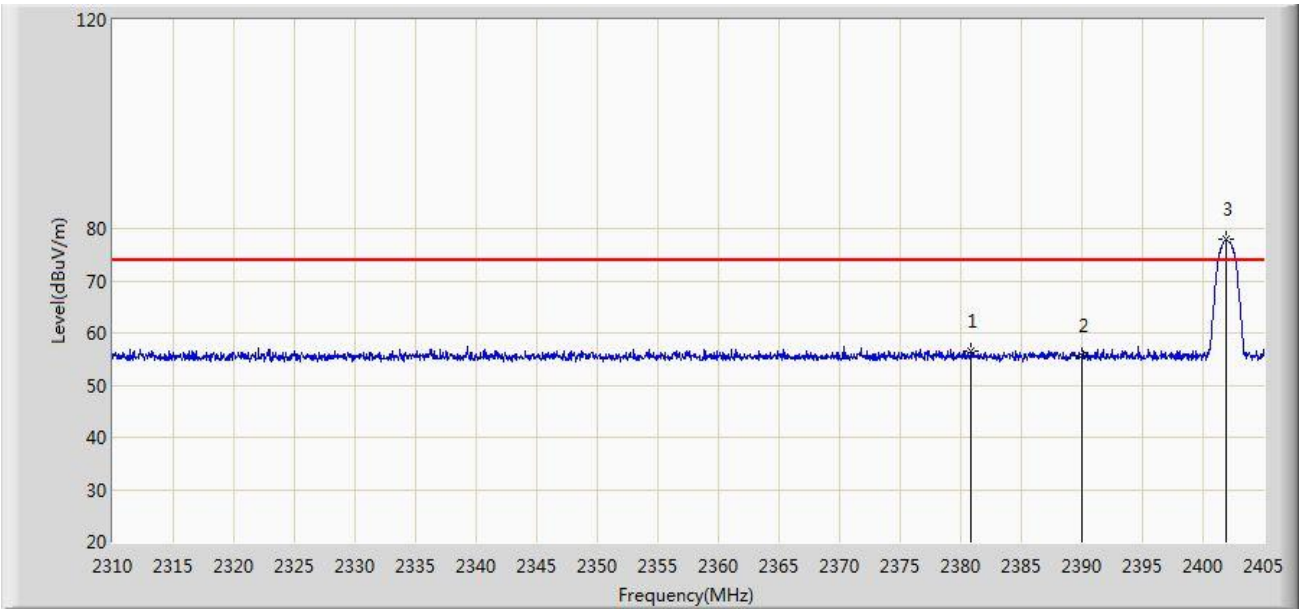

No	Flag	Mark	Frequency (MHz)	Measure Level (dBuV/m)	Reading Level (dBuV)	Margin (dB)	Limit (dBuV/m)	Factor (dB/m)	Type
1			2380.870	56.493	24.478	-17.507	74.000	32.015	PK
2			2390.000	55.627	23.624	-18.373	74.000	32.003	PK
3		*	2401.865	78.007	46.021	N/A	N/A	31.986	PK

Note: Measure Level (dBμV/m) = Reading Level (dBμV) + Factor (dB/m)

Factor (dB/m) = Cable Loss (dB) + Antenna Factor (dB/m)

Site: WZ-AC2	Time: 2021/11/14 - 12:45
Limit: FCC_Part15.209_RE(3m)	Engineer: Kin Xia
Probe: WZ-AC2_BBHA9120D_1-18GHz	Polarity: Vertical
EUT: Soundbar	Power: AC 120V/60Hz
Test Mode: Transmit by 2DH5 at Channel 2402MHz	

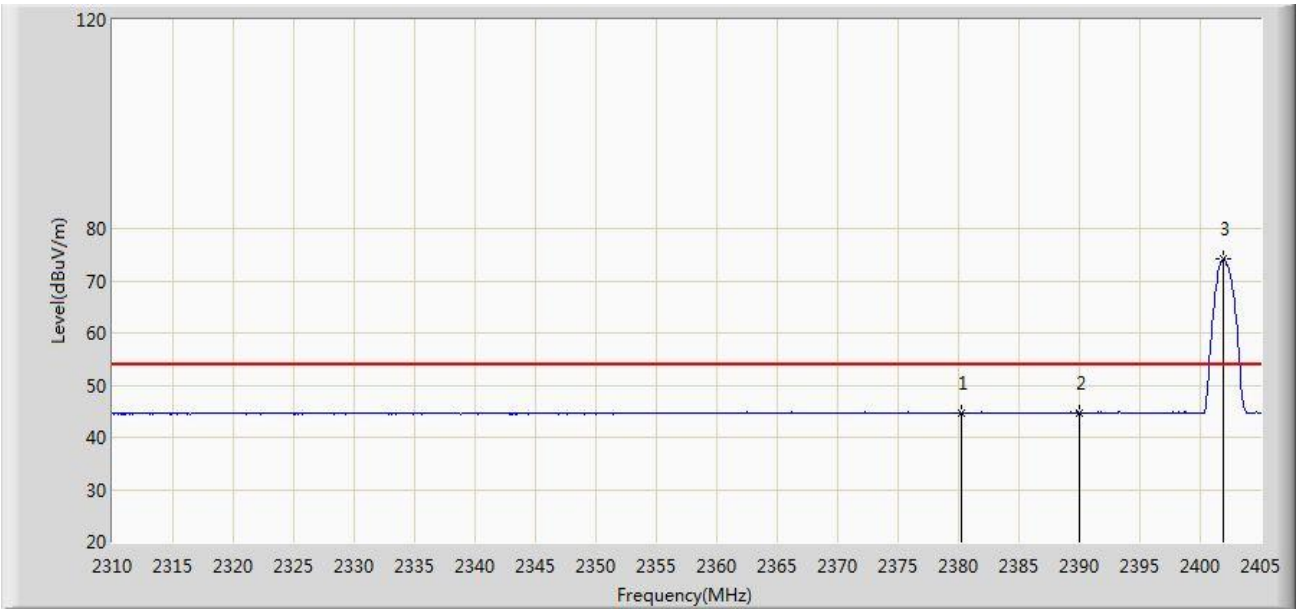

No	Flag	Mark	Frequency (MHz)	Measure Level (dBuV/m)	Reading Level (dBuV)	Margin (dB)	Limit (dBuV/m)	Factor (dB/m)	Type
1			2380.252	44.712	12.697	-9.288	54.000	32.015	AV
2			2390.000	44.638	12.635	-9.362	54.000	32.003	AV
3		*	2401.960	74.206	42.220	N/A	N/A	31.986	AV

Note: Measure Level (dBμV/m) = Reading Level (dBμV) + Factor (dB/m)

Factor (dB/m) = Cable Loss (dB) + Antenna Factor (dB/m)

Site: WZ-AC2	Time: 2021/11/14 - 12:47
Limit: FCC_Part15.209_RE(3m)	Engineer: Kin Xia
Probe: WZ-AC2_BBHA9120D_1-18GHz	Polarity: Horizontal
EUT: Soundbar	Power: AC 120V/60Hz
Test Mode: Transmit by 2DH5 at Channel 2480MHz	

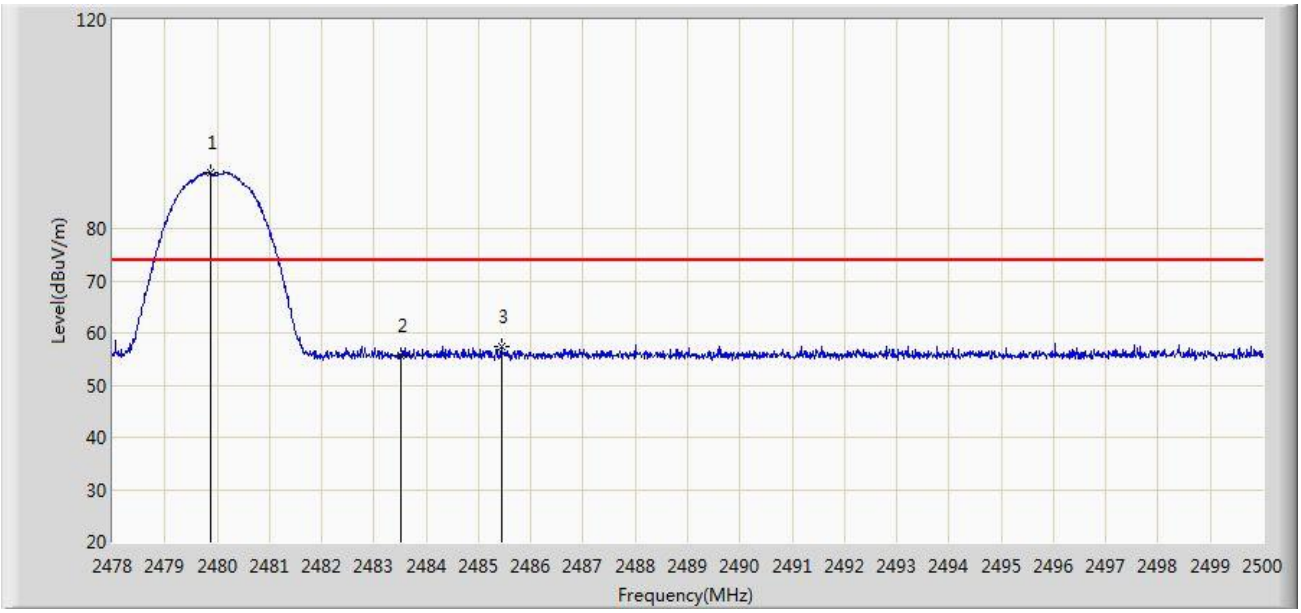

No	Flag	Mark	Frequency (MHz)	Measure Level (dBuV/m)	Reading Level (dBuV)	Margin (dB)	Limit (dBuV/m)	Factor (dB/m)	Type
1		*	2479.881	90.822	58.903	N/A	N/A	31.919	PK
2			2483.500	55.530	23.618	-18.470	74.000	31.912	PK
3			2485.436	57.439	25.531	-16.561	74.000	31.908	PK

Note: Measure Level (dBμV/m) = Reading Level (dBμV) + Factor (dB/m)

Factor (dB/m) = Cable Loss (dB) + Antenna Factor (dB/m)

Site: WZ-AC2	Time: 2021/11/14 - 12:49
Limit: FCC_Part15.209_RE(3m)	Engineer: Kin Xia
Probe: WZ-AC2_BBHA9120D_1-18GHz	Polarity: Horizontal
EUT: Soundbar	Power: AC 120V/60Hz
Test Mode: Transmit by 2DH5 at Channel 2480MHz	

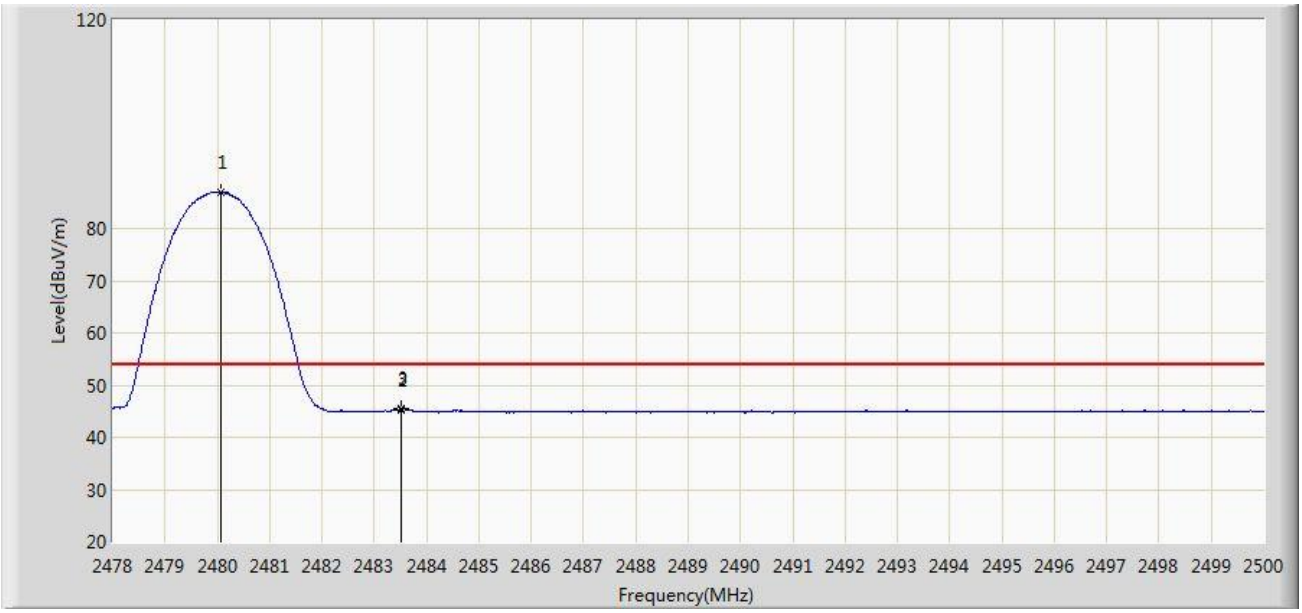

No	Flag	Mark	Frequency (MHz)	Measure Level (dBuV/m)	Reading Level (dBuV)	Margin (dB)	Limit (dBuV/m)	Factor (dB/m)	Type
1		*	2480.079	87.007	55.088	N/A	N/A	31.919	AV
2			2483.500	45.285	13.373	-8.715	54.000	31.912	AV
3			2483.522	45.459	13.547	-8.541	54.000	31.911	AV

Note: Measure Level (dBμV/m) = Reading Level (dBμV) + Factor (dB/m)

Factor (dB/m) = Cable Loss (dB) + Antenna Factor (dB/m)

Site: WZ-AC2	Time: 2021/11/14 - 12:51
Limit: FCC_Part15.209_RE(3m)	Engineer: Kin Xia
Probe: WZ-AC2_BBHA9120D_1-18GHz	Polarity: Vertical
EUT: Soundbar	Power: AC 120V/60Hz
Test Mode: Transmit by 2DH5 at Channel 2480MHz	

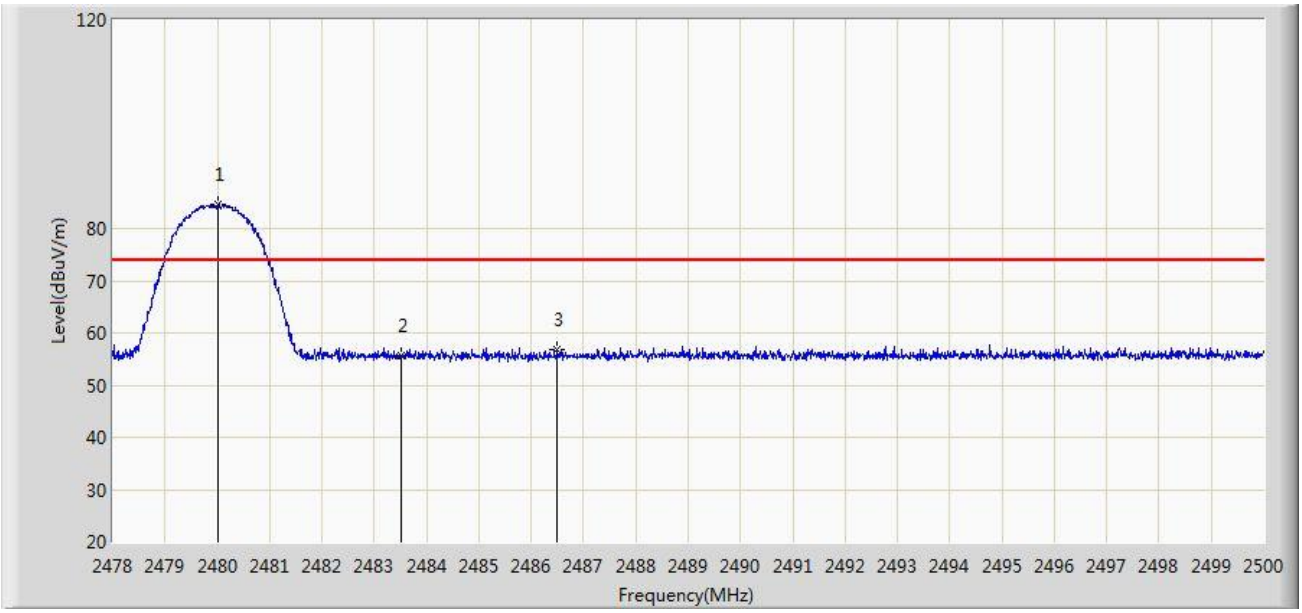

No	Flag	Mark	Frequency (MHz)	Measure Level (dBuV/m)	Reading Level (dBuV)	Margin (dB)	Limit (dBuV/m)	Factor (dB/m)	Type
1		*	2480.024	84.516	52.597	N/A	N/A	31.919	PK
2			2483.500	55.711	23.799	-18.289	74.000	31.912	PK
3			2486.492	56.903	24.997	-17.097	74.000	31.906	PK

Note: Measure Level (dBμV/m) = Reading Level (dBμV) + Factor (dB/m)

Factor (dB/m) = Cable Loss (dB) + Antenna Factor (dB/m)

Site: WZ-AC2	Time: 2021/11/14 - 12:52
Limit: FCC_Part15.209_RE(3m)	Engineer: Kin Xia
Probe: WZ-AC2_BBHA9120D_1-18GHz	Polarity: Vertical
EUT: Soundbar	Power: AC 120V/60Hz
Test Mode: Transmit by 2DH5 at Channel 2480MHz	

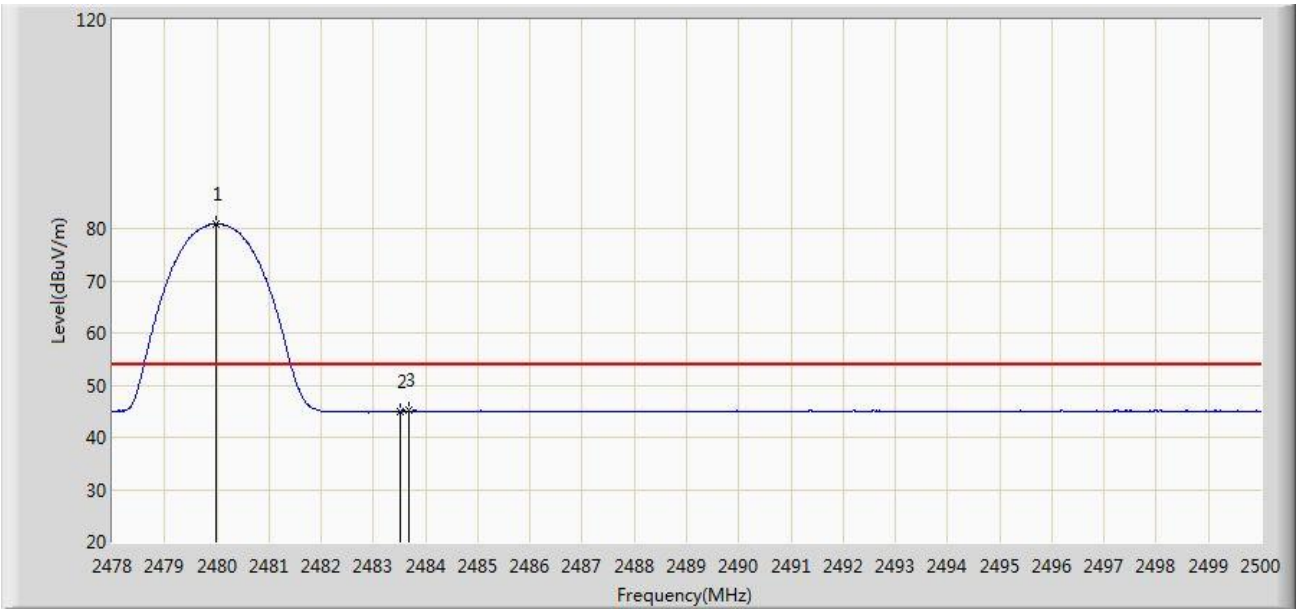

No	Flag	Mark	Frequency (MHz)	Measure Level (dBuV/m)	Reading Level (dBuV)	Margin (dB)	Limit (dBuV/m)	Factor (dB/m)	Type
1		*	2479.991	80.931	49.012	N/A	N/A	31.919	AV
2			2483.500	44.830	12.918	-9.170	54.000	31.912	AV
3			2483.676	45.113	13.202	-8.887	54.000	31.911	AV

Note: Measure Level (dBμV/m) = Reading Level (dBμV) + Factor (dB/m)

Factor (dB/m) = Cable Loss (dB) + Antenna Factor (dB/m)

Site: WZ-AC2	Time: 2021/11/14 - 12:56
Limit: FCC_Part15.209_RE(3m)	Engineer: Kin Xia
Probe: WZ-AC2_BBHA9120D_1-18GHz	Polarity: Horizontal
EUT: Soundbar	Power: AC 120V/60Hz
Test Mode: Transmit by 3DH5 at Channel 2402MHz	

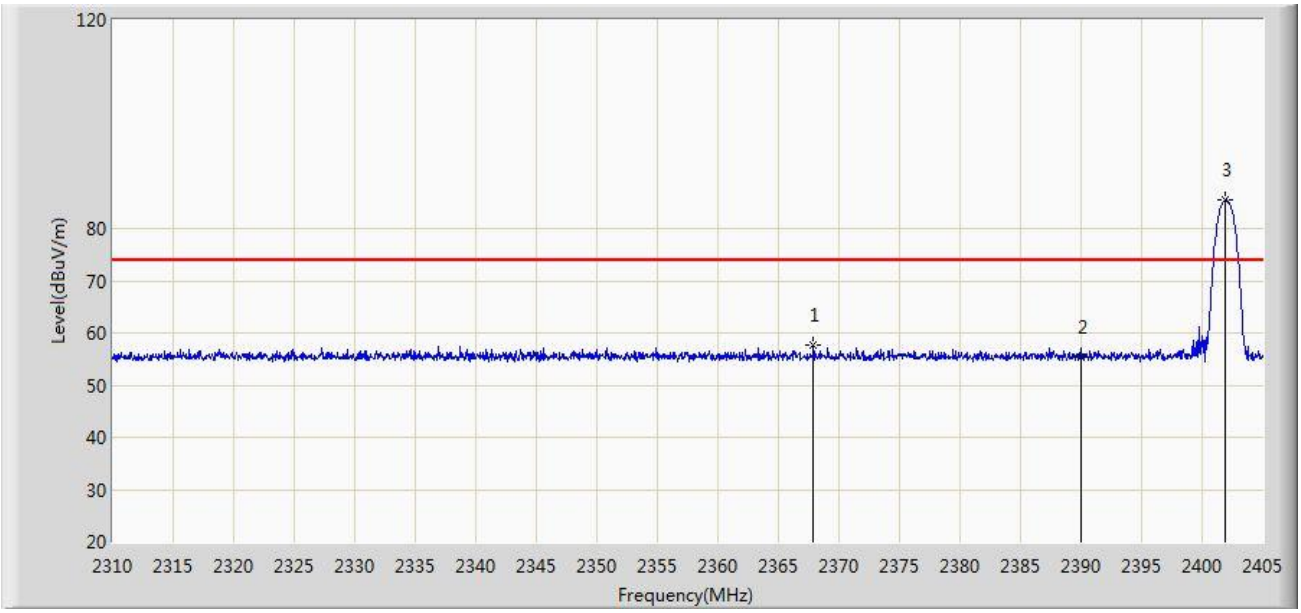

No	Flag	Mark	Frequency (MHz)	Measure Level (dBuV/m)	Reading Level (dBuV)	Margin (dB)	Limit (dBuV/m)	Factor (dB/m)	Type
1			2367.903	57.581	25.567	-16.419	74.000	32.014	PK
2			2390.000	55.380	23.377	-18.620	74.000	32.003	PK
3		*	2401.913	85.502	53.516	N/A	N/A	31.986	PK

Note: Measure Level (dBμV/m) = Reading Level (dBμV) + Factor (dB/m)

Factor (dB/m) = Cable Loss (dB) + Antenna Factor (dB/m)

Site: WZ-AC2	Time: 2021/11/14 - 12:58
Limit: FCC_Part15.209_RE(3m)	Engineer: Kin Xia
Probe: WZ-AC2_BBHA9120D_1-18GHz	Polarity: Horizontal
EUT: Soundbar	Power: AC 120V/60Hz
Test Mode: Transmit by 3DH5 at Channel 2402MHz	

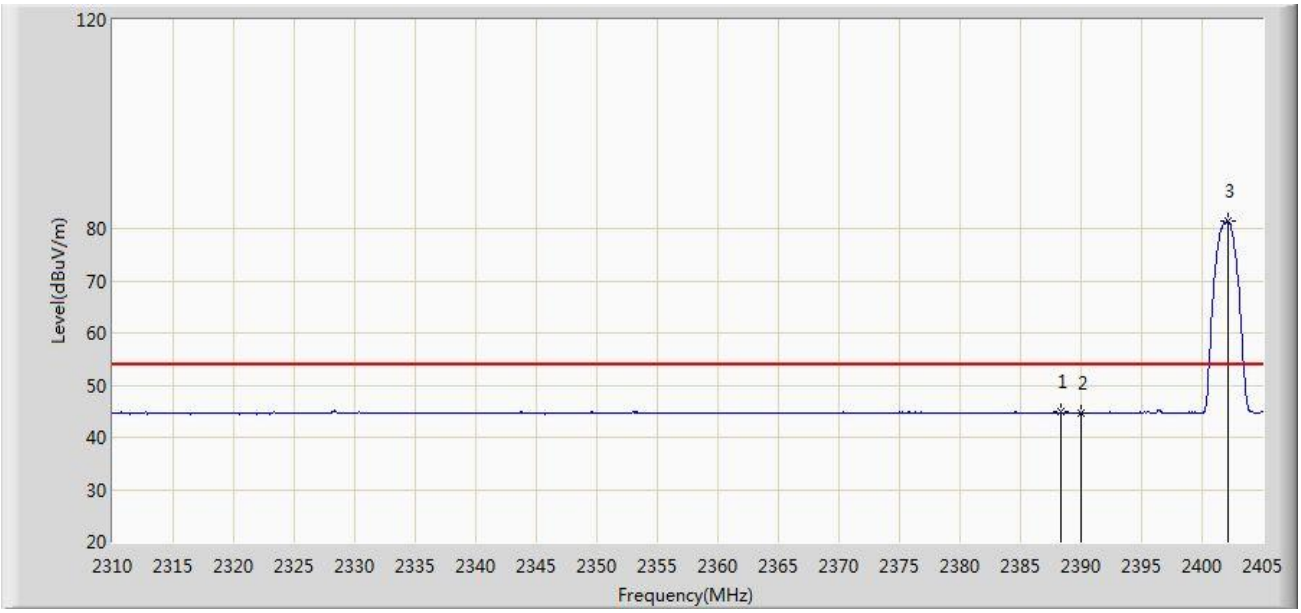

No	Flag	Mark	Frequency (MHz)	Measure Level (dBuV/m)	Reading Level (dBuV)	Margin (dB)	Limit (dBuV/m)	Factor (dB/m)	Type
1			2388.327	44.829	12.822	-9.171	54.000	32.008	AV
2			2390.000	44.715	12.712	-9.285	54.000	32.003	AV
3		*	2402.103	81.336	49.350	N/A	N/A	31.986	AV

Note: Measure Level (dBμV/m) = Reading Level (dBμV) + Factor (dB/m)

Factor (dB/m) = Cable Loss (dB) + Antenna Factor (dB/m)

Site: WZ-AC2	Time: 2021/11/14 - 13:00
Limit: FCC_Part15.209_RE(3m)	Engineer: Kin Xia
Probe: WZ-AC2_BBHA9120D_1-18GHz	Polarity: Vertical
EUT: Soundbar	Power: AC 120V/60Hz
Test Mode: Transmit by 3DH5 at Channel 2402MHz	

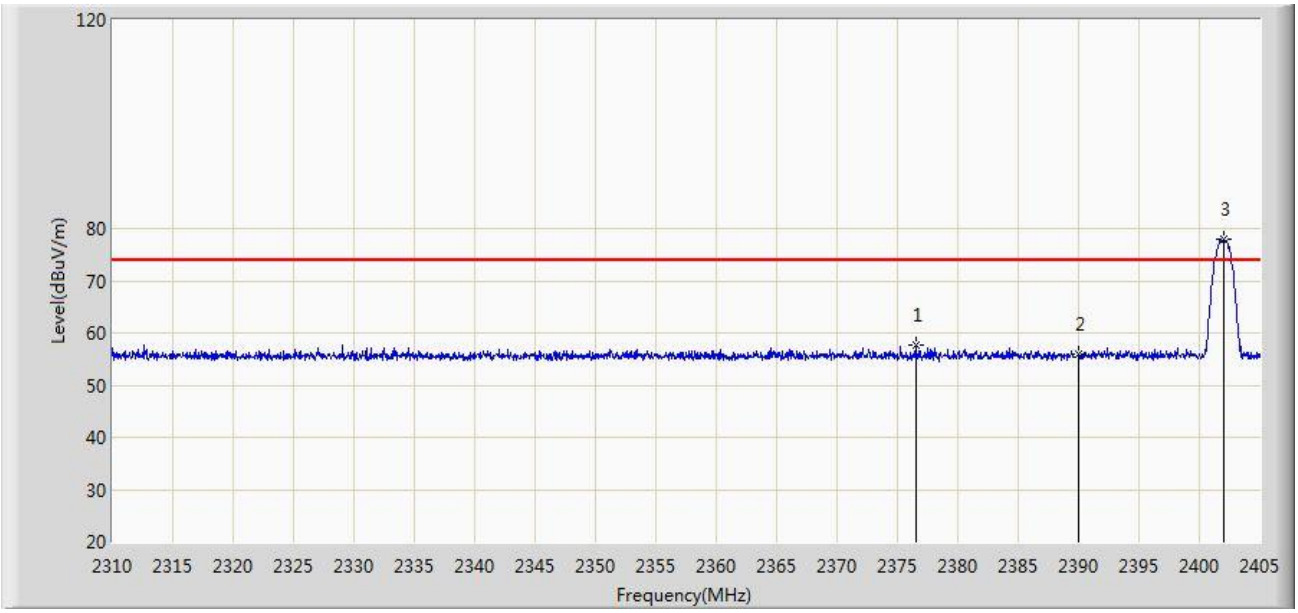

No	Flag	Mark	Frequency (MHz)	Measure Level (dBuV/m)	Reading Level (dBuV)	Margin (dB)	Limit (dBuV/m)	Factor (dB/m)	Type
1			2376.500	57.626	25.613	-16.374	74.000	32.013	PK
2			2390.000	56.029	24.026	-17.971	74.000	32.003	PK
3		*	2402.055	78.023	46.037	N/A	N/A	31.986	PK

Note: Measure Level (dBμV/m) = Reading Level (dBμV) + Factor (dB/m)

Factor (dB/m) = Cable Loss (dB) + Antenna Factor (dB/m)

Site: WZ-AC2	Time: 2021/11/14 - 13:02
Limit: FCC_Part15.209_RE(3m)	Engineer: Kin Xia
Probe: WZ-AC2_BBHA9120D_1-18GHz	Polarity: Vertical
EUT: Soundbar	Power: AC 120V/60Hz
Test Mode: Transmit by 3DH5 at Channel 2402MHz	

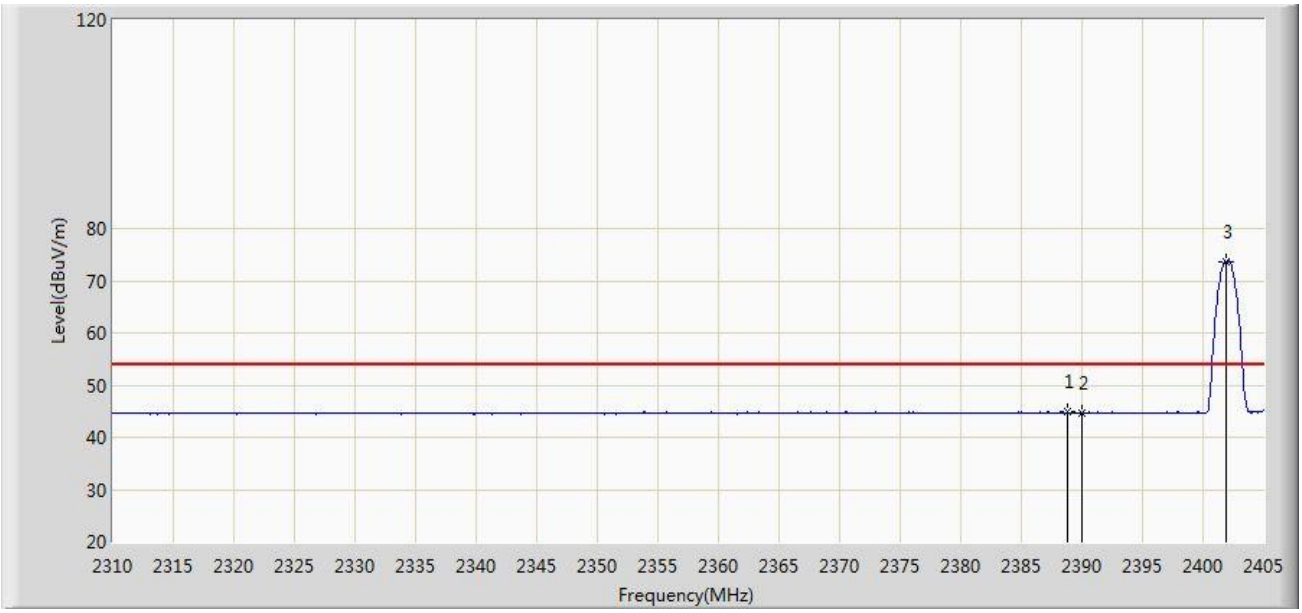

No	Flag	Mark	Frequency (MHz)	Measure Level (dBuV/m)	Reading Level (dBuV)	Margin (dB)	Limit (dBuV/m)	Factor (dB/m)	Type
1			2388.755	44.866	12.860	-9.134	54.000	32.007	AV
2			2390.000	44.637	12.634	-9.363	54.000	32.003	AV
3		*	2401.865	73.666	41.680	N/A	N/A	31.986	AV

Note: Measure Level (dBμV/m) = Reading Level (dBμV) + Factor (dB/m)

Factor (dB/m) = Cable Loss (dB) + Antenna Factor (dB/m)

Site: WZ-AC2	Time: 2021/11/14 - 13:04
Limit: FCC_Part15.209_RE(3m)	Engineer: Kin Xia
Probe: WZ-AC2_BBHA9120D_1-18GHz	Polarity: Horizontal
EUT: Soundbar	Power: AC 120V/60Hz
Test Mode: Transmit by 3DH5 at Channel 2480MHz	

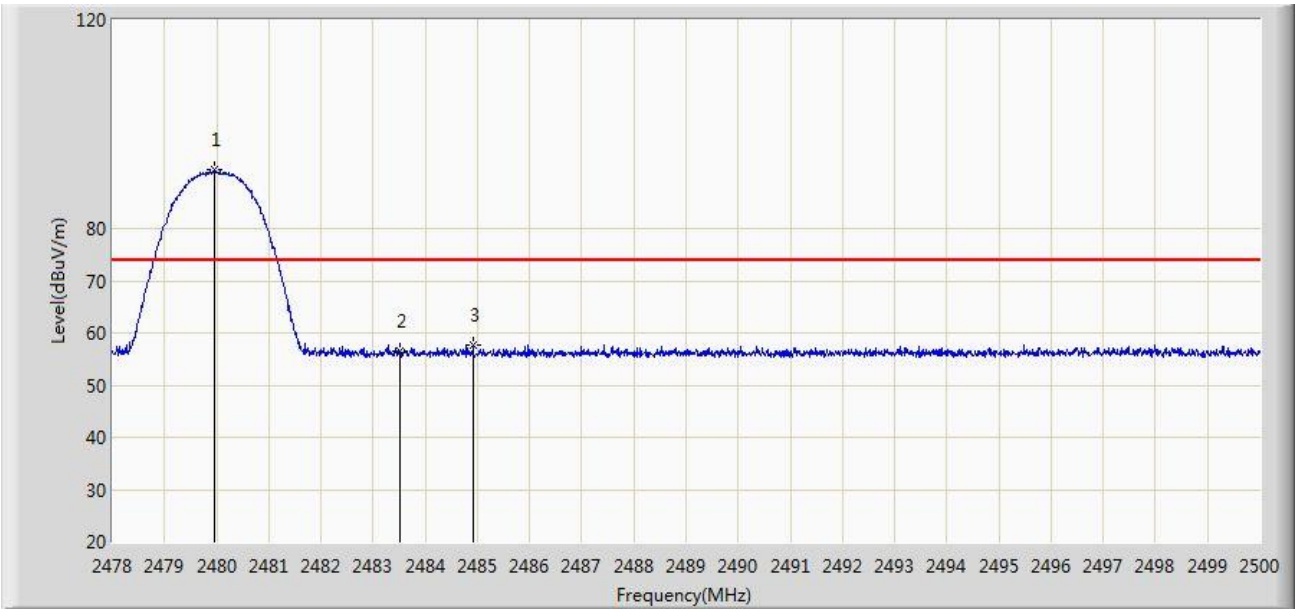

No	Flag	Mark	Frequency (MHz)	Measure Level (dBuV/m)	Reading Level (dBuV)	Margin (dB)	Limit (dBuV/m)	Factor (dB/m)	Type
1		*	2479.969	91.238	59.319	N/A	N/A	31.919	PK
2			2483.500	56.485	24.573	-17.515	74.000	31.912	PK
3			2484.919	57.710	25.801	-16.290	74.000	31.909	PK

Note: Measure Level (dBμV/m) = Reading Level (dBμV) + Factor (dB/m)

Factor (dB/m) = Cable Loss (dB) + Antenna Factor (dB/m)

Site: WZ-AC2	Time: 2021/11/14 - 13:08
Limit: FCC_Part15.209_RE(3m)	Engineer: Kin Xia
Probe: WZ-AC2_BBHA9120D_1-18GHz	Polarity: Horizontal
EUT: Soundbar	Power: AC 120V/60Hz
Test Mode: Transmit by 3DH5 at Channel 2480MHz	

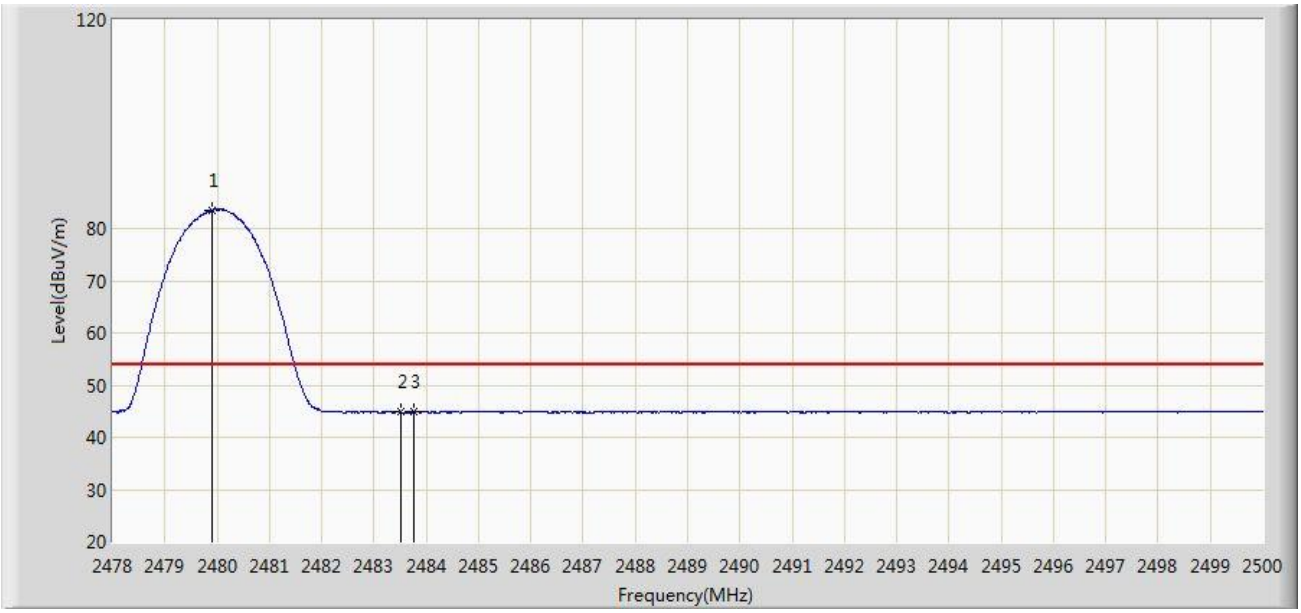

No	Flag	Mark	Frequency (MHz)	Measure Level (dBuV/m)	Reading Level (dBuV)	Margin (dB)	Limit (dBuV/m)	Factor (dB/m)	Type
1		*	2479.903	83.531	51.612	N/A	N/A	31.919	AV
2			2483.500	44.793	12.881	-9.207	54.000	31.912	AV
3			2483.764	44.877	12.966	-9.123	54.000	31.911	AV

Note: Measure Level (dBμV/m) = Reading Level (dBμV) + Factor (dB/m)

Factor (dB/m) = Cable Loss (dB) + Antenna Factor (dB/m)

Site: WZ-AC2	Time: 2021/11/14 - 13:09
Limit: FCC_Part15.209_RE(3m)	Engineer: Kin Xia
Probe: WZ-AC2_BBHA9120D_1-18GHz	Polarity: Vertical
EUT: Soundbar	Power: AC 120V/60Hz
Test Mode: Transmit by 3DH5 at Channel 2480MHz	

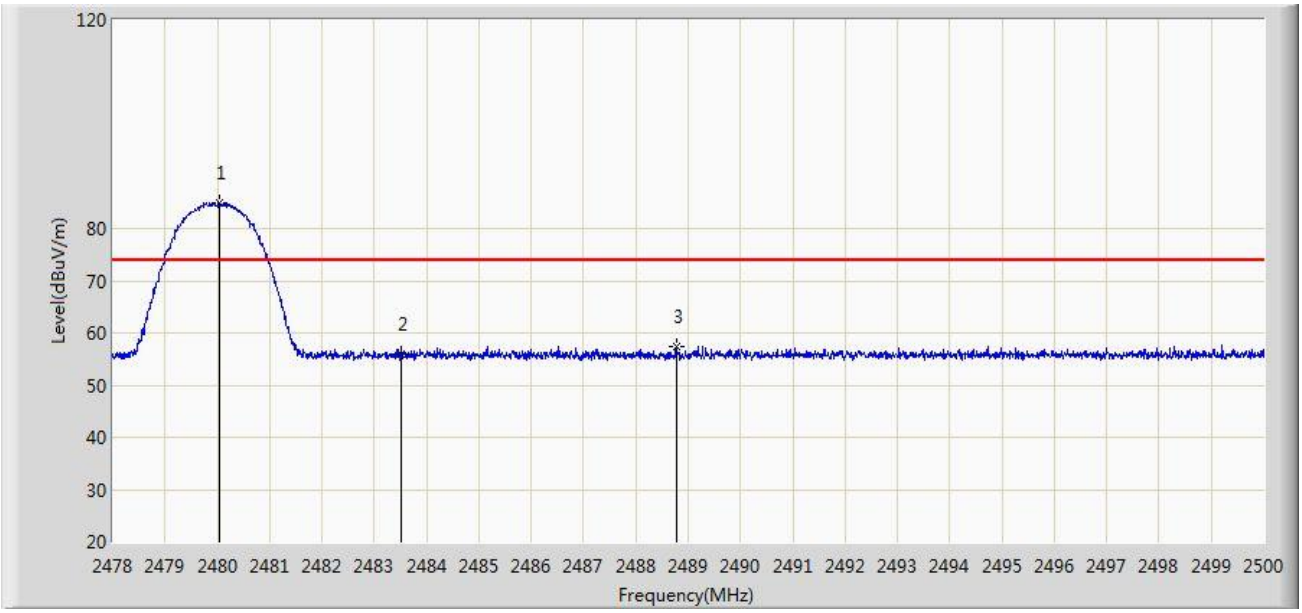

No	Flag	Mark	Frequency (MHz)	Measure Level (dBuV/m)	Reading Level (dBuV)	Margin (dB)	Limit (dBuV/m)	Factor (dB/m)	Type
1		*	2480.046	84.799	52.880	N/A	N/A	31.919	PK
2			2483.500	56.073	24.161	-17.927	74.000	31.912	PK
3			2488.769	57.425	25.524	-16.575	74.000	31.900	PK

Note: Measure Level (dBμV/m) = Reading Level (dBμV) + Factor (dB/m)

Factor (dB/m) = Cable Loss (dB) + Antenna Factor (dB/m)

Site: WZ-AC2	Time: 2021/11/14 - 13:11
Limit: FCC_Part15.209_RE(3m)	Engineer: Kin Xia
Probe: WZ-AC2_BBHA9120D_1-18GHz	Polarity: Vertical
EUT: Soundbar	Power: AC 120V/60Hz
Test Mode: Transmit by 3DH5 at Channel 2480MHz	

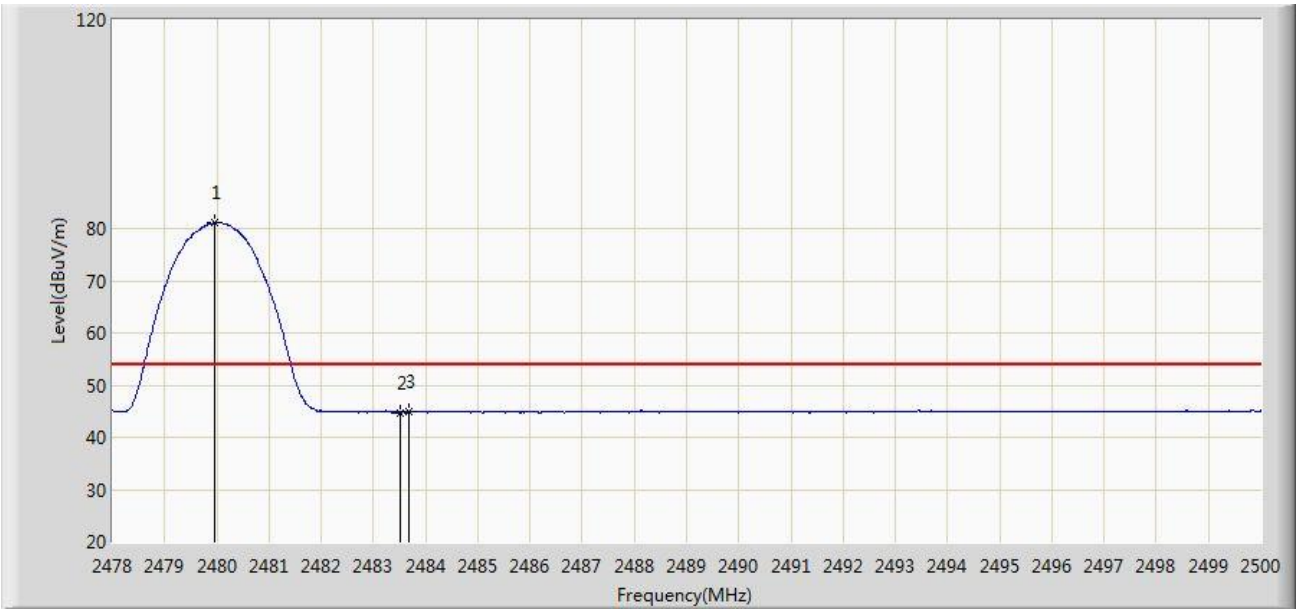

No	Flag	Mark	Frequency (MHz)	Measure Level (dBuV/m)	Reading Level (dBuV)	Margin (dB)	Limit (dBuV/m)	Factor (dB/m)	Type
1		*	2479.947	81.029	49.110	N/A	N/A	31.919	AV
2			2483.500	44.780	12.868	-9.220	54.000	31.912	AV
3			2483.687	44.920	13.009	-9.080	54.000	31.911	AV

Note: Measure Level (dBμV/m) = Reading Level (dBμV) + Factor (dB/m)

Factor (dB/m) = Cable Loss (dB) + Antenna Factor (dB/m)

A.10 AC Conducted Emissions Test Result

Site: WZ-SR2	Time: 2021/11/17
Limit: FCC_Part15.207_CE_AC Power	Engineer: Helen Han
Probe: ENV216_101683_Filter Off_C	Polarity: Line
EUT: Soundbar	Power: AC 120V/60Hz
Test Mode: Transmit by DH5 at channel 2402MHz	

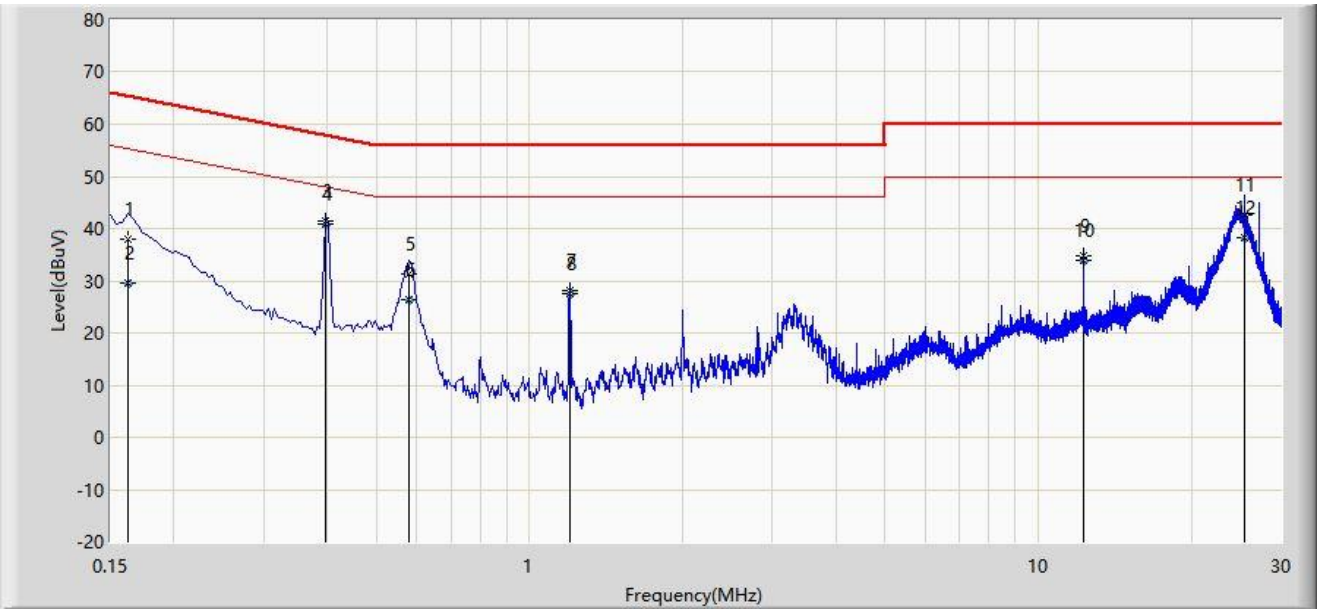

No	Flag	Mark	Frequency (MHz)	Measure Level (dBμV)	Reading Level (dBμV)	Margin (dB)	Limit (dBμV)	Factor (dB)	Type
1			0.162	38.070	28.022	-27.291	65.361	10.047	QP
2			0.162	29.624	19.577	-25.737	55.361	10.047	AV
3			0.398	41.421	31.329	-16.474	57.895	10.093	QP
4		*	0.398	40.775	30.683	-7.120	47.895	10.093	AV
5			0.578	31.290	21.151	-24.710	56.000	10.139	QP
6			0.578	26.253	16.114	-19.747	46.000	10.139	AV
7			1.198	28.059	17.827	-27.941	56.000	10.232	QP
8			1.198	27.603	17.371	-18.397	46.000	10.232	AV
9			12.286	34.695	23.829	-25.305	60.000	10.866	QP
10			12.286	33.924	23.058	-16.076	50.000	10.866	AV
11			25.418	42.621	31.278	-17.379	60.000	11.343	QP
12			25.418	38.232	26.888	-11.768	50.000	11.343	AV

Note: Measure Level (dBμV) = Reading Level (dBμV) + Factor (dB)

Factor (dB) = Cable Loss (dB) + LISN Factor (dB)

Site: WZ-SR2	Time: 2021/11/17
Limit: FCC_Part15.207_CE_AC Power	Engineer: Helen Han
Probe: ENV216_101683_Filter Off_C	Polarity: Neutral
EUT: Soundbar	Power: AC 120V/60Hz
Test Mode: Transmit by DH5 at channel 2402MHz	

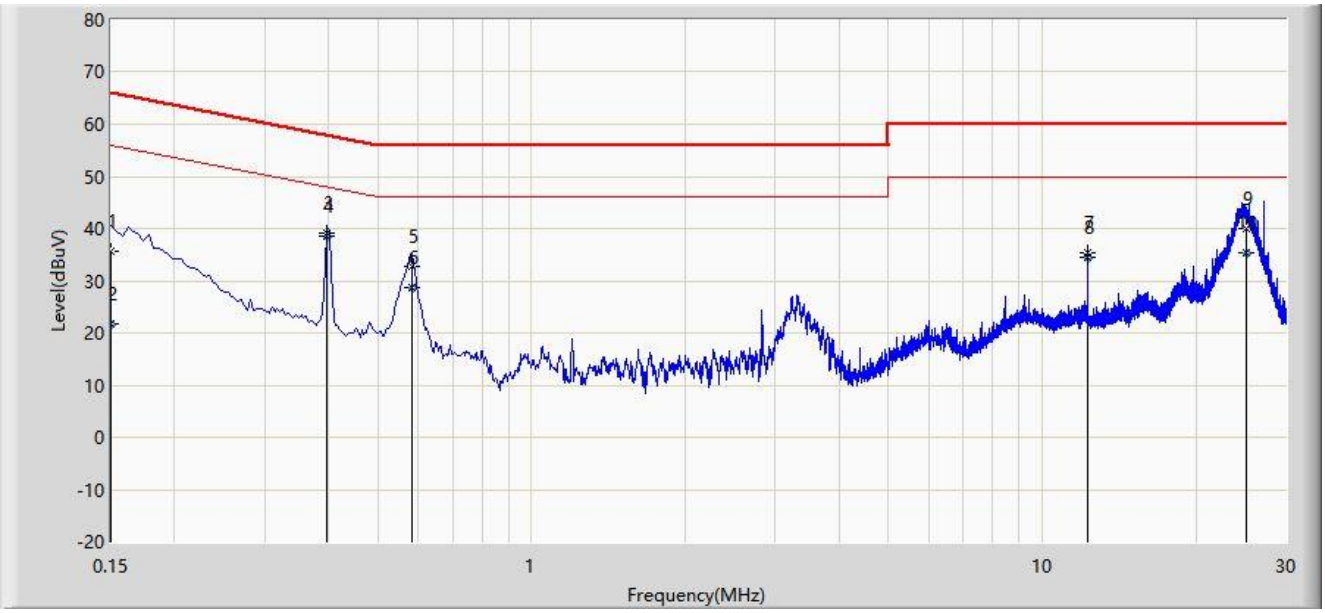

No	Flag	Mark	Frequency (MHz)	Measure Level (dBμV)	Reading Level (dBμV)	Margin (dB)	Limit (dBμV)	Factor (dB)	Type
1			0.150	35.532	25.155	-30.468	66.000	10.377	QP
2			0.150	21.648	11.271	-34.352	56.000	10.377	AV
3			0.398	39.150	28.788	-18.745	57.895	10.363	QP
4		*	0.398	38.577	28.215	-9.318	47.895	10.363	AV
5			0.582	32.771	22.376	-23.229	56.000	10.395	QP
6			0.582	28.832	18.436	-17.168	46.000	10.395	AV
7			12.286	35.420	24.290	-24.580	60.000	11.130	QP
8			12.286	34.594	23.464	-15.406	50.000	11.130	AV
9			25.040	40.064	28.463	-19.936	60.000	11.601	QP
10			25.040	35.271	23.670	-14.729	50.000	11.601	AV
11			0.150	35.532	25.155	-30.468	66.000	10.377	QP
12			0.150	21.648	11.271	-34.352	56.000	10.377	AV

Note: Measure Level (dBμV) = Reading Level (dBμV) + Factor (dB)

Factor (dB) = Cable Loss (dB) + LISN Factor (dB)

Appendix B - Test Setup Photograph

Refer to “2109RSU056-UT” file.

Appendix C - EUT Photograph

Refer to “ 2109RSU056-UE” file.

The End