Site: AC2	Time: 2019/09/26 - 17:56
Limit: FCC Part 15.209_RE(3m)	Engineer: Flay Yang
Probe: BBHA9120D_1-18GHz	Polarity: Vertical
EUT: NTP Clock	Power: AC 120V/60Hz
Test Mode: Transmit by 802.11b at channel 2462MHz	

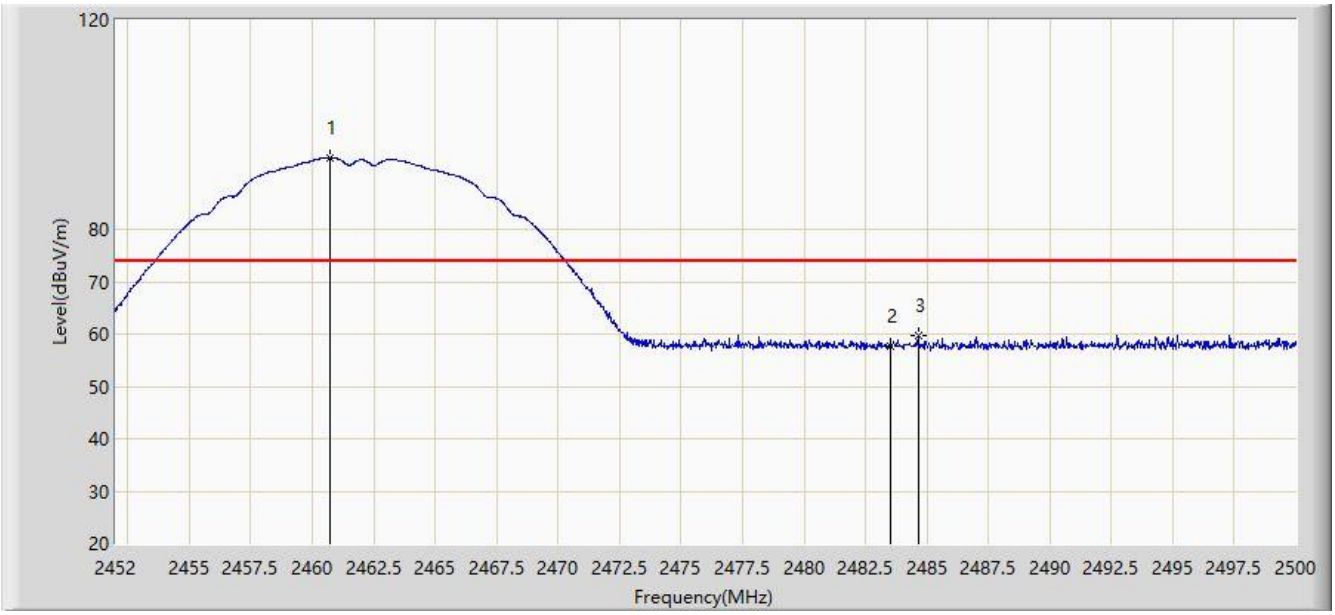

No	Flag	Mark	Frequency (MHz)	Measure Level (dBuV/m)	Reading Level (dBuV)	Margin (dB)	Limit (dBuV/m)	Factor (dB)	Type
1		*	2460.712	93.687	63.159	N/A	N/A	30.528	PK
2			2483.500	57.670	27.101	-16.330	74.000	30.569	PK
3			2484.640	59.809	29.235	-14.191	74.000	30.574	PK

Note: Measure Level (dBµV/m) = Reading Level (dBµV) + Factor (dB)

Factor (dB) = Cable Loss (dB) + Antenna Factor (dB/m)

Site: AC2	Time: 2019/09/26 - 18:14
Limit: FCC Part 15.209_RE(3m)	Engineer: Flay Yang
Probe: BBHA9120D_1-18GHz	Polarity: Vertical
EUT: NTP Clock	Power: AC 120V/60Hz
Test Mode: Transmit by 802.11b at channel 2462MHz	

No	Flag	Mark	Frequency (MHz)	Measure Level (dBuV/m)	Reading Level (dBuV)	Margin (dB)	Limit (dBuV/m)	Factor (dB)	Type
1		*	2461.240	89.772	59.242	N/A	N/A	30.530	AV
2			2483.500	45.118	14.549	-8.882	54.000	30.569	AV

Note: Measure Level (dBµV/m) = Reading Level (dBµV) + Factor (dB)

Factor (dB) = Cable Loss (dB) + Antenna Factor (dB/m)

Site: AC2	Time: 2019/09/26 - 18:02
Limit: FCC Part 15.209_RE(3m)	Engineer: Flay Yang
Probe: BBHA9120D_1-18GHz	Polarity: Horizontal
EUT: NTP Clock	Power: AC 120V/60Hz
Test Mode: Transmit by 802.11g at channel 2412MHz	

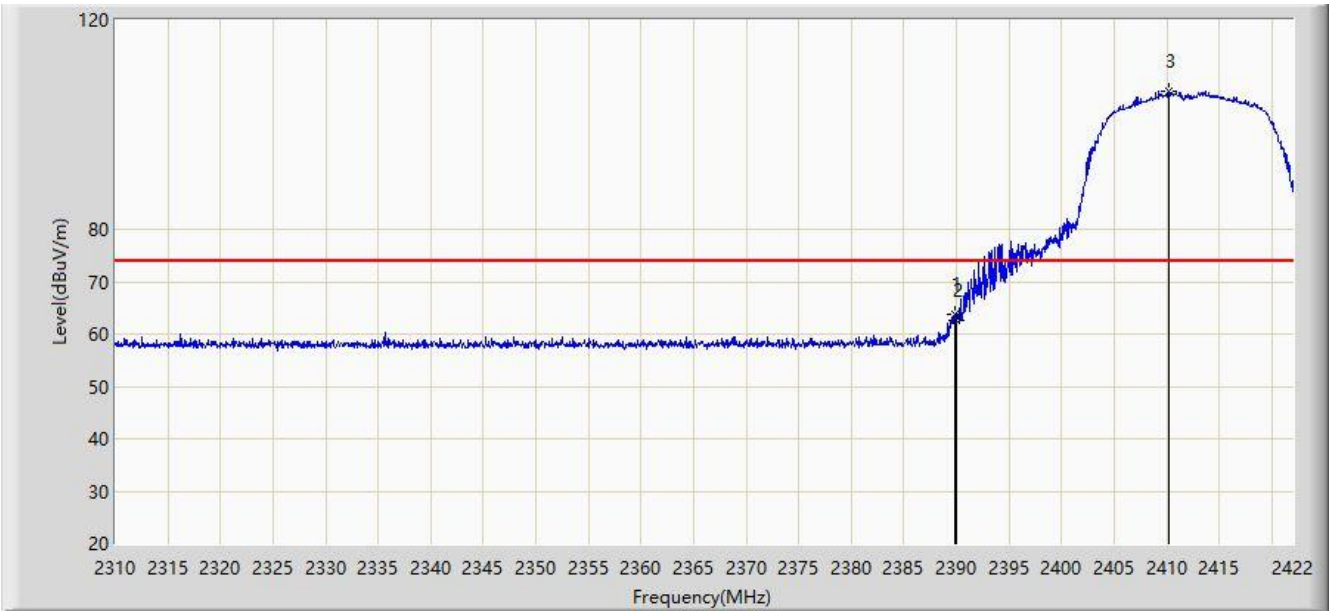

No	Flag	Mark	Frequency (MHz)	Measure Level (dBuV/m)	Reading Level (dBuV)	Margin (dB)	Limit (dBuV/m)	Factor (dB)	Type
1			2389.856	63.687	33.093	-10.313	74.000	30.594	PK
2			2390.000	62.472	31.878	-11.528	74.000	30.594	PK
3		*	2410.240	106.472	75.895	N/A	N/A	30.577	PK

Note: Measure Level (dBμV/m) = Reading Level (dBμV) + Factor (dB)

Factor (dB) = Cable Loss (dB) + Antenna Factor (dB/m)

Site: AC2	Time: 2019/09/26 - 18:06
Limit: FCC Part 15.209_RE(3m)	Engineer: Flay Yang
Probe: BBHA9120D_1-18GHz	Polarity: Horizontal
EUT: NTP Clock	Power: AC 120V/60Hz
Test Mode: Transmit by 802.11g at channel 2412MHz	

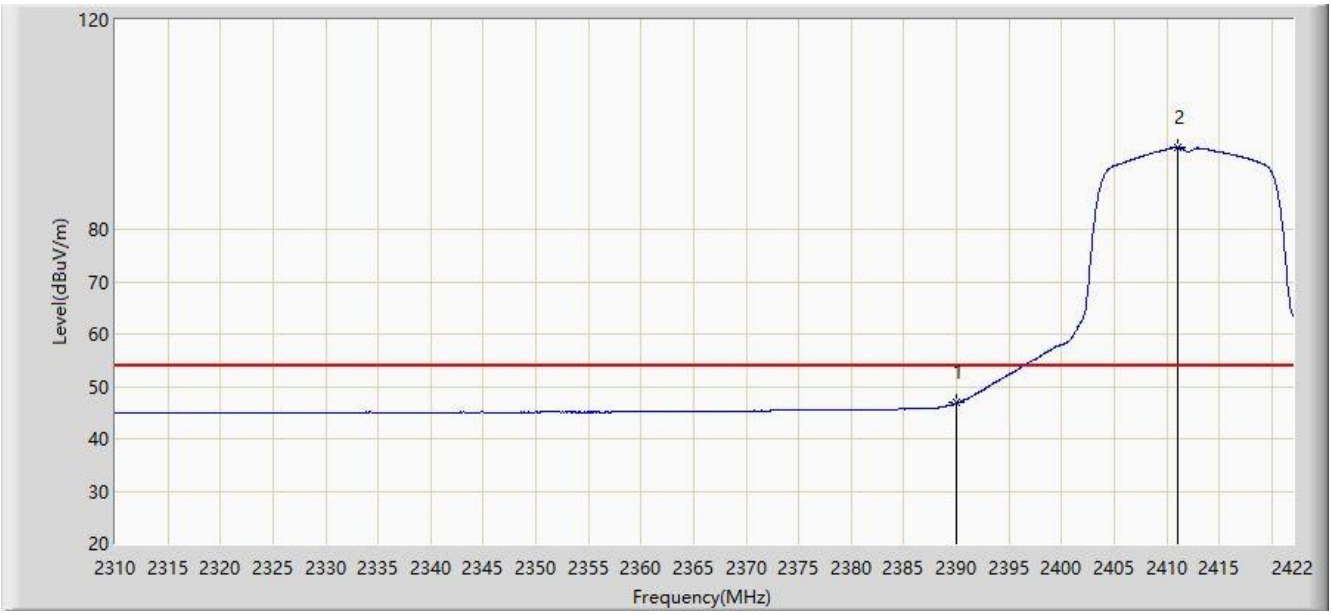

No	Flag	Mark	Frequency (MHz)	Measure Level (dBuV/m)	Reading Level (dBuV)	Margin (dB)	Limit (dBuV/m)	Factor (dB)	Type
1			2390.000	46.839	16.245	-7.161	54.000	30.594	AV
2		*	2411.024	95.649	65.073	N/A	N/A	30.576	AV

Note: Measure Level (dBµV/m) = Reading Level (dBµV) + Factor (dB)

Factor (dB) = Cable Loss (dB) + Antenna Factor (dB/m)

Site: AC2	Time: 2019/09/26 - 18:06
Limit: FCC Part 15.209_RE(3m)	Engineer: Flay Yang
Probe: BBHA9120D_1-18GHz	Polarity: Vertical
EUT: NTP Clock	Power: AC 120V/60Hz
Test Mode: Transmit by 802.11g at channel 2412MHz	

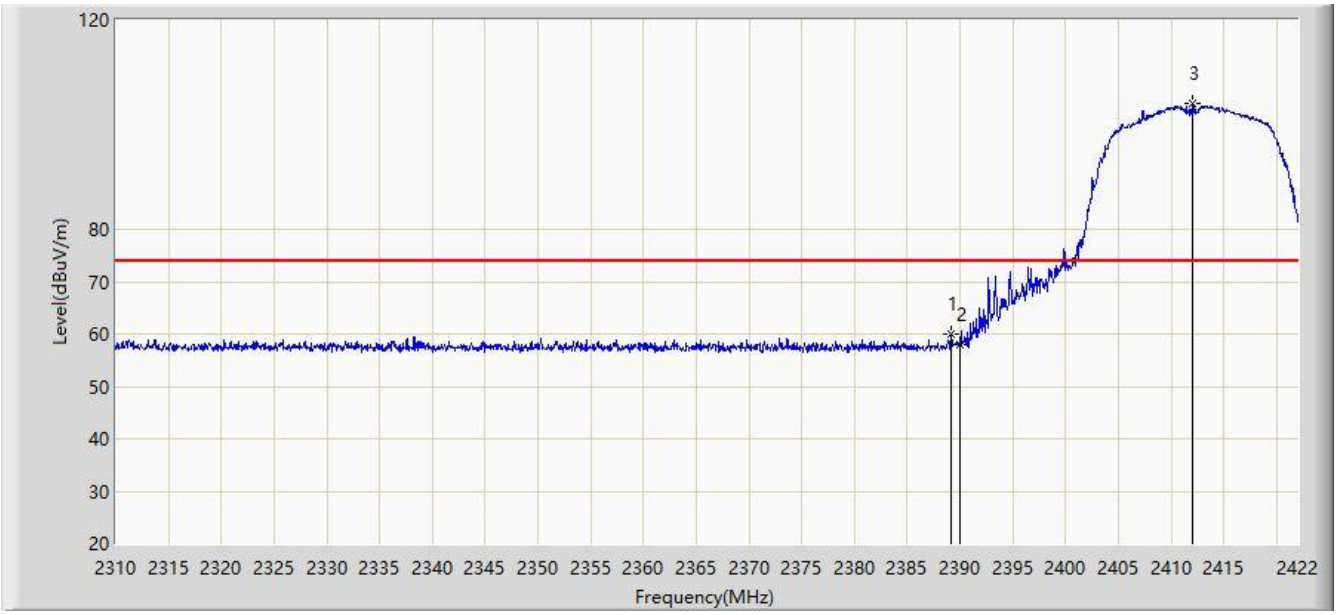

No	Flag	Mark	Frequency (MHz)	Measure Level (dBuV/m)	Reading Level (dBuV)	Margin (dB)	Limit (dBuV/m)	Factor (dB)	Type
1			2389.128	59.883	29.287	-14.117	74.000	30.596	PK
2			2390.000	58.057	27.463	-15.943	74.000	30.594	PK
3		*	2412.088	103.924	73.350	N/A	N/A	30.575	PK

Note: Measure Level (dBμV/m) = Reading Level (dBμV) + Factor (dB)

Factor (dB) = Cable Loss (dB) + Antenna Factor (dB/m)

Site: AC2	Time: 2019/09/26 - 18:10
Limit: FCC Part 15.209_RE(3m)	Engineer: Flay Yang
Probe: BBHA9120D_1-18GHz	Polarity: Vertical
EUT: NTP Clock	Power: AC 120V/60Hz
Test Mode: Transmit by 802.11g at channel 2412MHz	

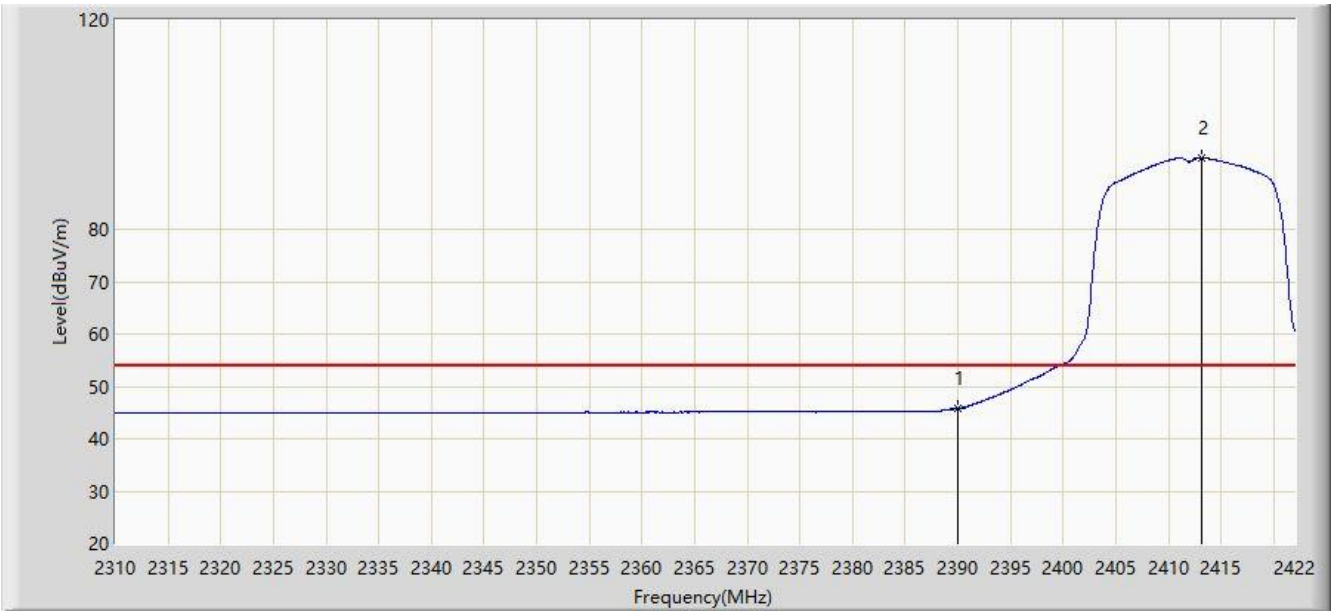

No	Flag	Mark	Frequency (MHz)	Measure Level (dBuV/m)	Reading Level (dBuV)	Margin (dB)	Limit (dBuV/m)	Factor (dB)	Type
1			2390.000	45.807	15.213	-8.193	54.000	30.594	AV
2		*	2413.152	93.704	63.132	N/A	N/A	30.572	AV

Note: Measure Level (dBµV/m) = Reading Level (dBµV) + Factor (dB)

Factor (dB) = Cable Loss (dB) + Antenna Factor (dB/m)

Site: AC2	Time: 2019/09/26 - 18:16
Limit: FCC Part 15.209_RE(3m)	Engineer: Flay Yang
Probe: BBHA9120D_1-18GHz	Polarity: Horizontal
EUT: NTP Clock	Power: AC 120V/60Hz
Test Mode: Transmit by 802.11g at channel 2462MHz	

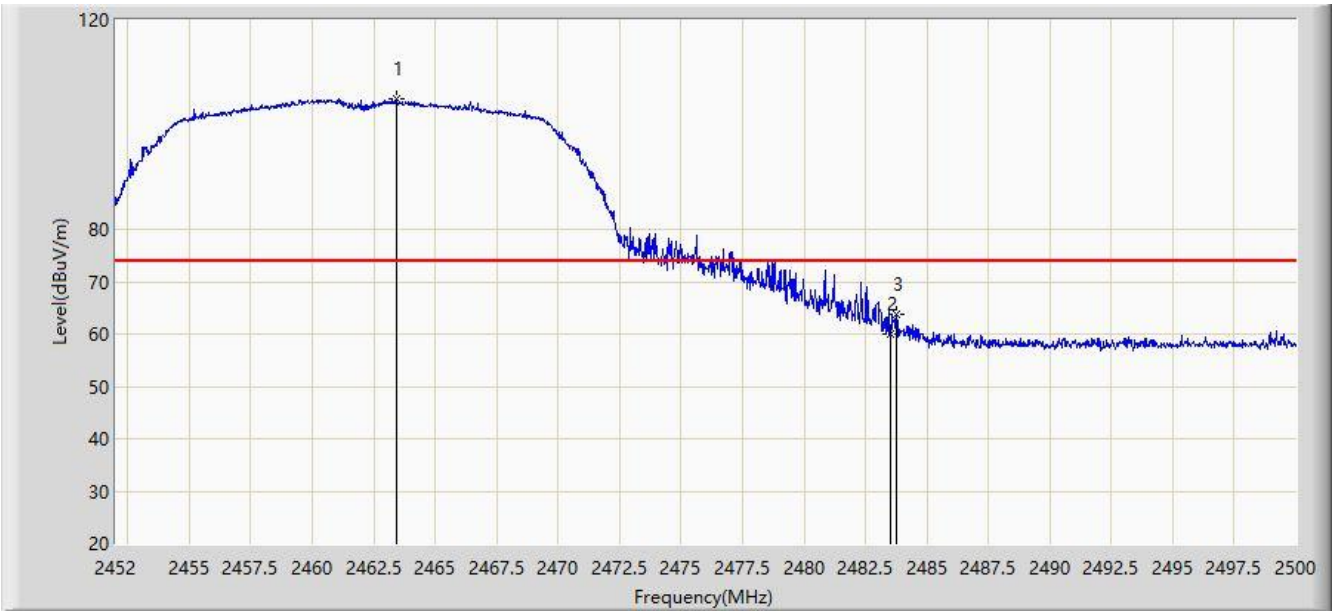

No	Flag	Mark	Frequency (MHz)	Measure Level (dBuV/m)	Reading Level (dBuV)	Margin (dB)	Limit (dBuV/m)	Factor (dB)	Type
1		*	2463.424	104.846	74.313	N/A	N/A	30.533	PK
2			2483.500	59.943	29.374	-14.057	74.000	30.569	PK
3			2483.752	63.749	33.179	-10.251	74.000	30.570	PK

Note: Measure Level (dBµV/m) = Reading Level (dBµV) + Factor (dB)

Factor (dB) = Cable Loss (dB) + Antenna Factor (dB/m)

Site: AC2	Time: 2019/09/26 - 18:21
Limit: FCC Part 15.209_RE(3m)	Engineer: Flay Yang
Probe: BBHA9120D_1-18GHz	Polarity: Horizontal
EUT: NTP Clock	Power: AC 120V/60Hz
Test Mode: Transmit by 802.11g at channel 2462MHz	

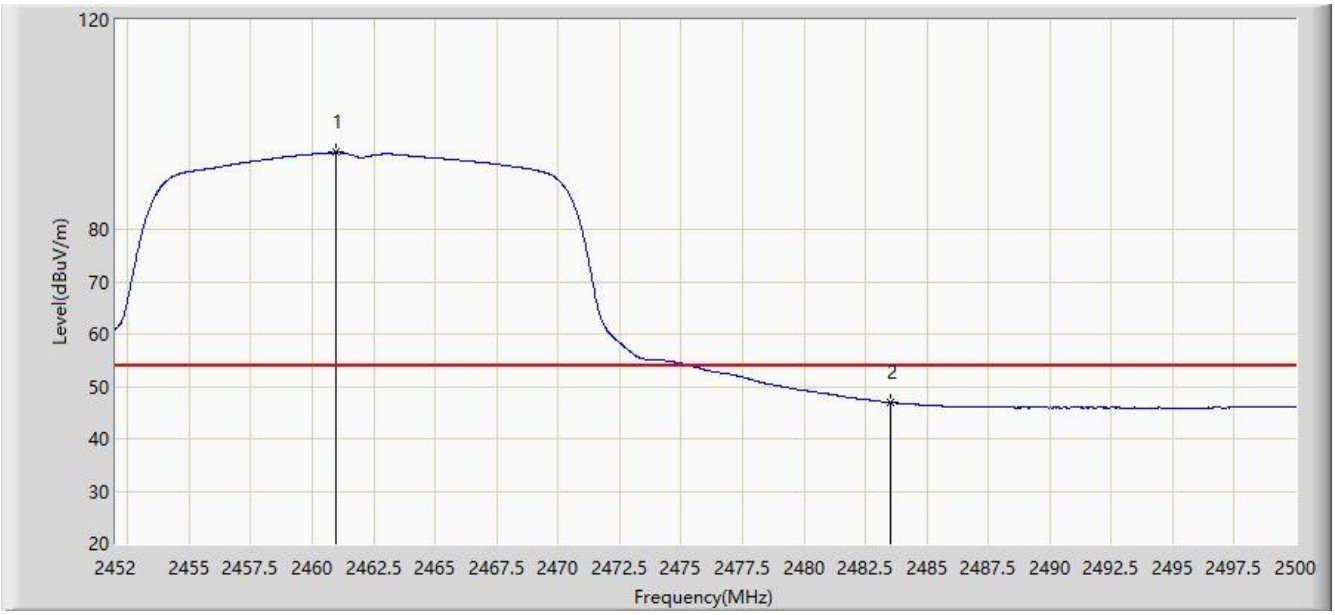

No	Flag	Mark	Frequency (MHz)	Measure Level (dBuV/m)	Reading Level (dBuV)	Margin (dB)	Limit (dBuV/m)	Factor (dB)	Type
1		*	2460.976	94.660	64.131	N/A	N/A	30.529	AV
2			2483.500	46.912	16.343	-7.088	54.000	30.569	AV

Note: Measure Level (dBµV/m) = Reading Level (dBµV) + Factor (dB)

Factor (dB) = Cable Loss (dB) + Antenna Factor (dB/m)

Site: AC2	Time: 2019/09/26 - 18:21
Limit: FCC Part 15.209_RE(3m)	Engineer: Flay Yang
Probe: BBHA9120D_1-18GHz	Polarity: Vertical
EUT: NTP Clock	Power: AC 120V/60Hz
Test Mode: Transmit by 802.11g at channel 2462MHz	

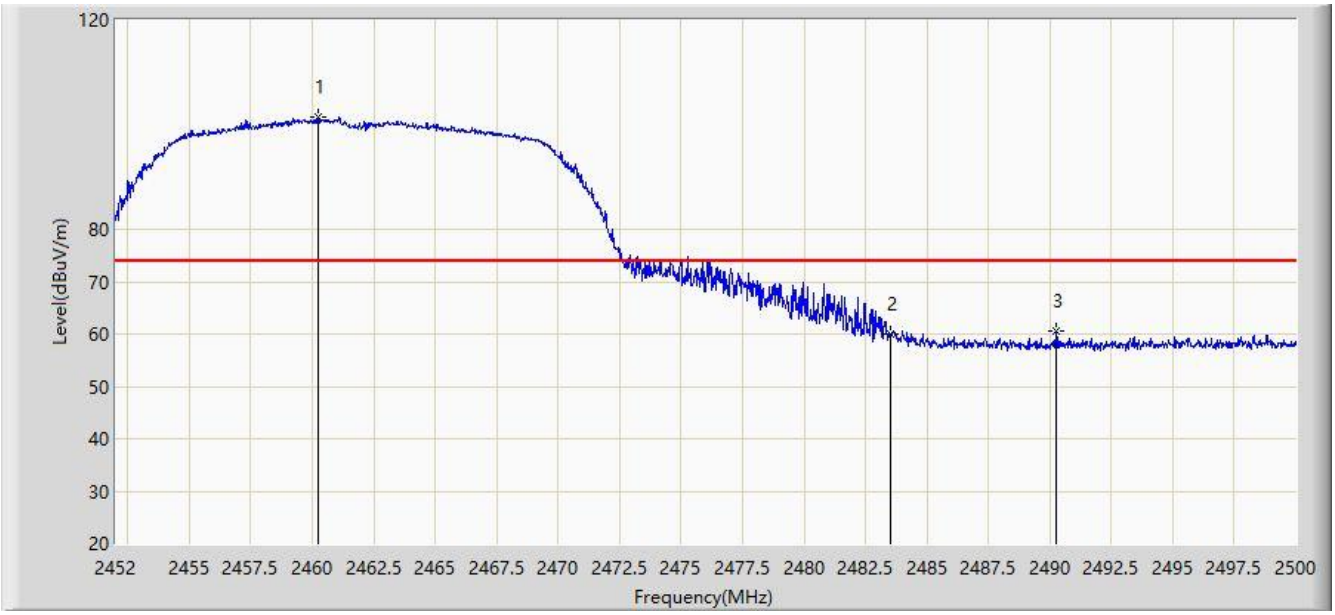

No	Flag	Mark	Frequency (MHz)	Measure Level (dBuV/m)	Reading Level (dBuV)	Margin (dB)	Limit (dBuV/m)	Factor (dB)	Type
1		*	2460.256	101.317	70.790	N/A	N/A	30.527	PK
2			2483.500	59.862	29.293	-14.138	74.000	30.569	PK
3			2490.232	60.655	30.056	-13.345	74.000	30.599	PK

Note: Measure Level (dBµV/m) = Reading Level (dBµV) + Factor (dB)

Factor (dB) = Cable Loss (dB) + Antenna Factor (dB/m)

Site: AC2	Time: 2019/09/26 - 18:25
Limit: FCC Part 15.209_RE(3m)	Engineer: Flay Yang
Probe: BBHA9120D_1-18GHz	Polarity: Vertical
EUT: NTP Clock	Power: AC 120V/60Hz
Test Mode: Transmit by 802.11g at channel 2462MHz	

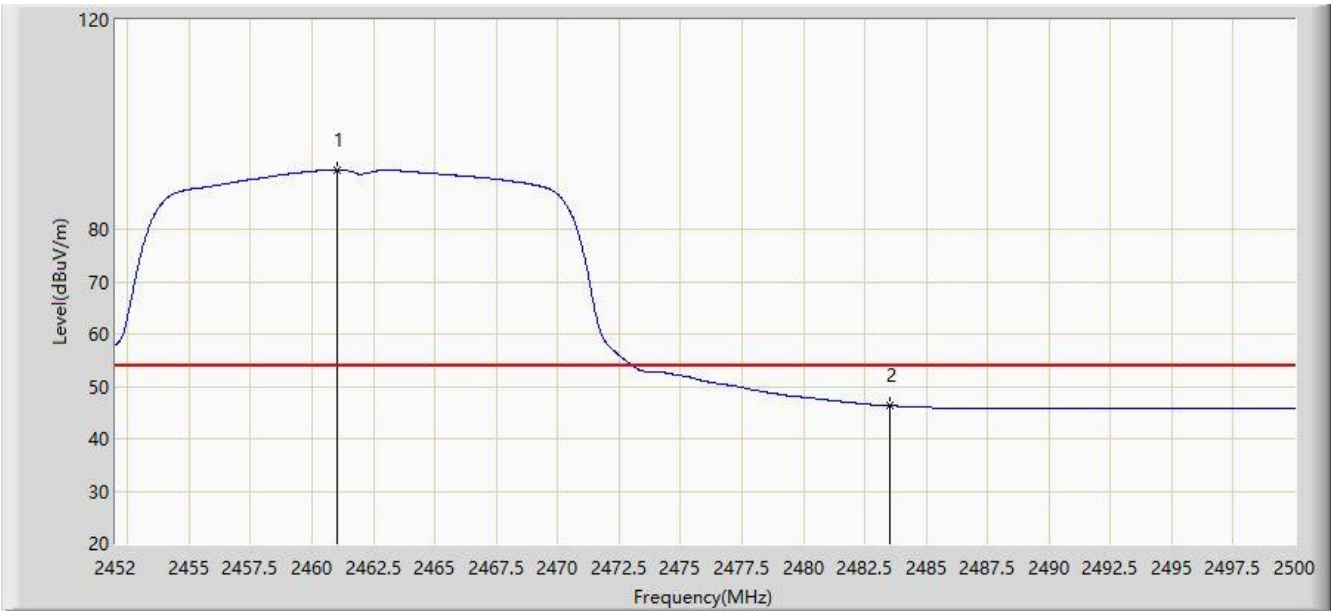

No	Flag	Mark	Frequency (MHz)	Measure Level (dBuV/m)	Reading Level (dBuV)	Margin (dB)	Limit (dBuV/m)	Factor (dB)	Type
1		*	2461.024	91.446	60.917	N/A	N/A	30.529	AV
2			2483.500	46.288	15.719	-7.712	54.000	30.569	AV

Note: Measure Level (dBµV/m) = Reading Level (dBµV) + Factor (dB)

Factor (dB) = Cable Loss (dB) + Antenna Factor (dB/m)

Site: AC2	Time: 2019/09/26 - 18:27
Limit: FCC Part 15.209_RE(3m)	Engineer: Flay Yang
Probe: BBHA9120D_1-18GHz	Polarity: Horizontal
EUT: NTP Clock	Power: AC 120V/60Hz
Test Mode: Transmit by 802.11n-HT20 at channel 2412MHz	

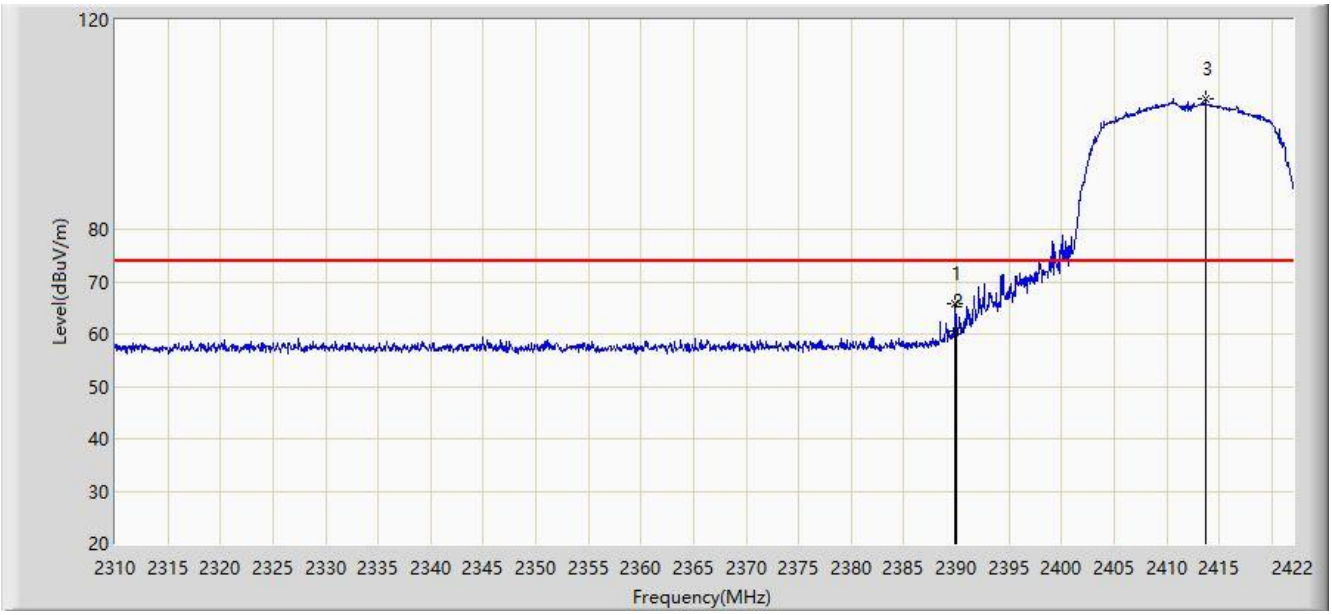

No	Flag	Mark	Frequency (MHz)	Measure Level (dBuV/m)	Reading Level (dBuV)	Margin (dB)	Limit (dBuV/m)	Factor (dB)	Type
1			2389.912	65.770	35.176	-8.230	74.000	30.594	PK
2			2390.000	60.613	30.019	-13.387	74.000	30.594	PK
3		*	2413.712	105.014	74.443	N/A	N/A	30.571	PK

Note: Measure Level (dBμV/m) = Reading Level (dBμV) + Factor (dB)

Factor (dB) = Cable Loss (dB) + Antenna Factor (dB/m)

Site: AC2	Time: 2019/09/26 - 18:31
Limit: FCC Part 15.209_RE(3m)	Engineer: Flay Yang
Probe: BBHA9120D_1-18GHz	Polarity: Horizontal
EUT: NTP Clock	Power: AC 120V/60Hz
Test Mode: Transmit by 802.11n-HT20 at channel 2412MHz	

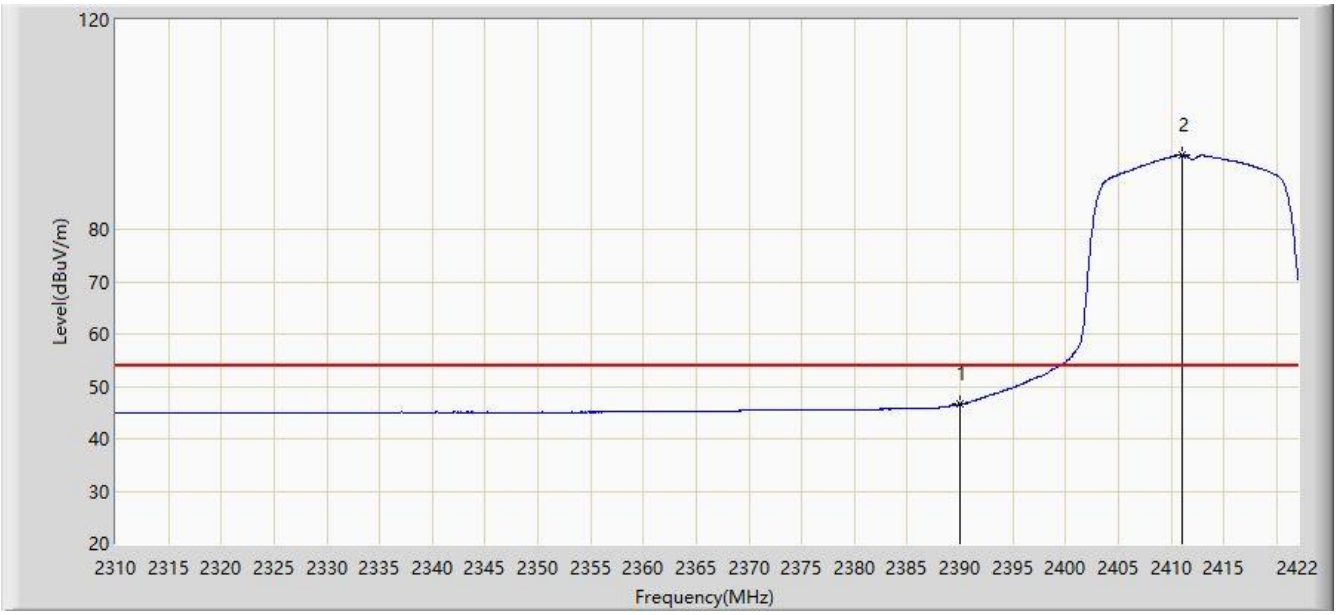

No	Flag	Mark	Frequency (MHz)	Measure Level (dBuV/m)	Reading Level (dBuV)	Margin (dB)	Limit (dBuV/m)	Factor (dB)	Type
1			2390.000	46.583	15.989	-7.417	54.000	30.594	AV
2		*	2411.024	94.212	63.636	N/A	N/A	30.576	AV

Note: Measure Level (dBµV/m) = Reading Level (dBµV) + Factor (dB)

Factor (dB) = Cable Loss (dB) + Antenna Factor (dB/m)

Site: AC2	Time: 2019/09/26 - 18:33
Limit: FCC Part 15.209_RE(3m)	Engineer: Flay Yang
Probe: BBHA9120D_1-18GHz	Polarity: Vertical
EUT: NTP Clock	Power: AC 120V/60Hz
Test Mode: Transmit by 802.11n-HT20 at channel 2412MHz	

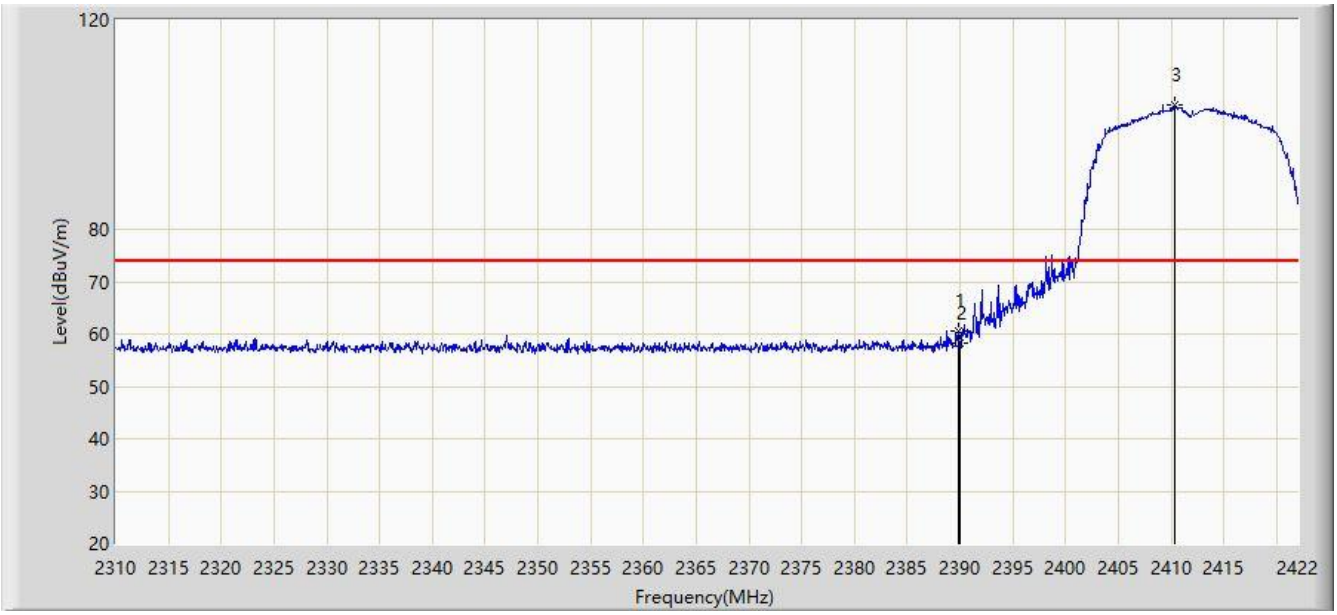

No	Flag	Mark	Frequency (MHz)	Measure Level (dBuV/m)	Reading Level (dBuV)	Margin (dB)	Limit (dBuV/m)	Factor (dB)	Type
1			2389.800	60.666	30.071	-13.334	74.000	30.594	PK
2			2390.000	58.241	27.647	-15.759	74.000	30.594	PK
3		*	2410.408	103.828	73.251	N/A	N/A	30.577	PK

Note: Measure Level (dBμV/m) = Reading Level (dBμV) + Factor (dB)

Factor (dB) = Cable Loss (dB) + Antenna Factor (dB/m)

Site: AC2	Time: 2019/09/26 - 18:36
Limit: FCC Part 15.209_RE(3m)	Engineer: Flay Yang
Probe: BBHA9120D_1-18GHz	Polarity: Vertical
EUT: NTP Clock	Power: AC 120V/60Hz
Test Mode: Transmit by 802.11n-HT20 at channel 2412MHz	

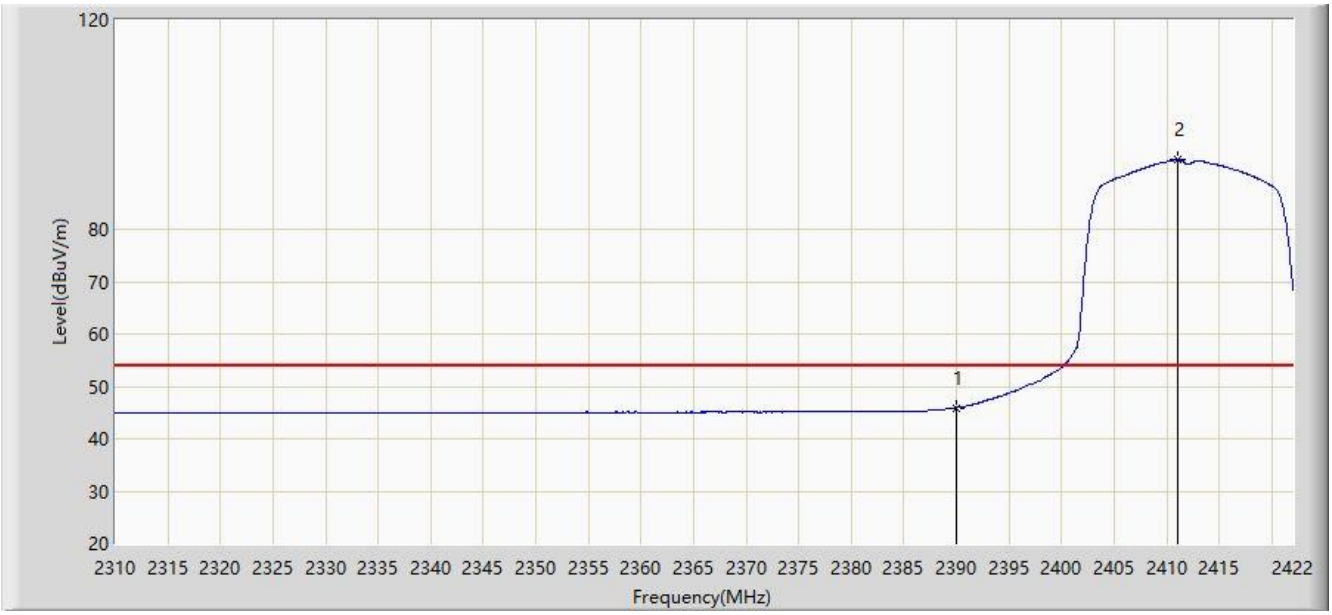

No	Flag	Mark	Frequency (MHz)	Measure Level (dBuV/m)	Reading Level (dBuV)	Margin (dB)	Limit (dBuV/m)	Factor (dB)	Type
1			2390.000	45.942	15.348	-8.058	54.000	30.594	AV
2		*	2411.024	93.316	62.740	N/A	N/A	30.576	AV

Note: Measure Level (dBμV/m) = Reading Level (dBμV) + Factor (dB)

Factor (dB) = Cable Loss (dB) + Antenna Factor (dB/m)

Site: AC2	Time: 2019/09/26 - 18:36
Limit: FCC Part 15.209_RE(3m)	Engineer: Flay Yang
Probe: BBHA9120D_1-18GHz	Polarity: Horizontal
EUT: NTP Clock	Power: AC 120V/60Hz
Test Mode: Transmit by 802.11n-HT20 at channel 2462MHz	

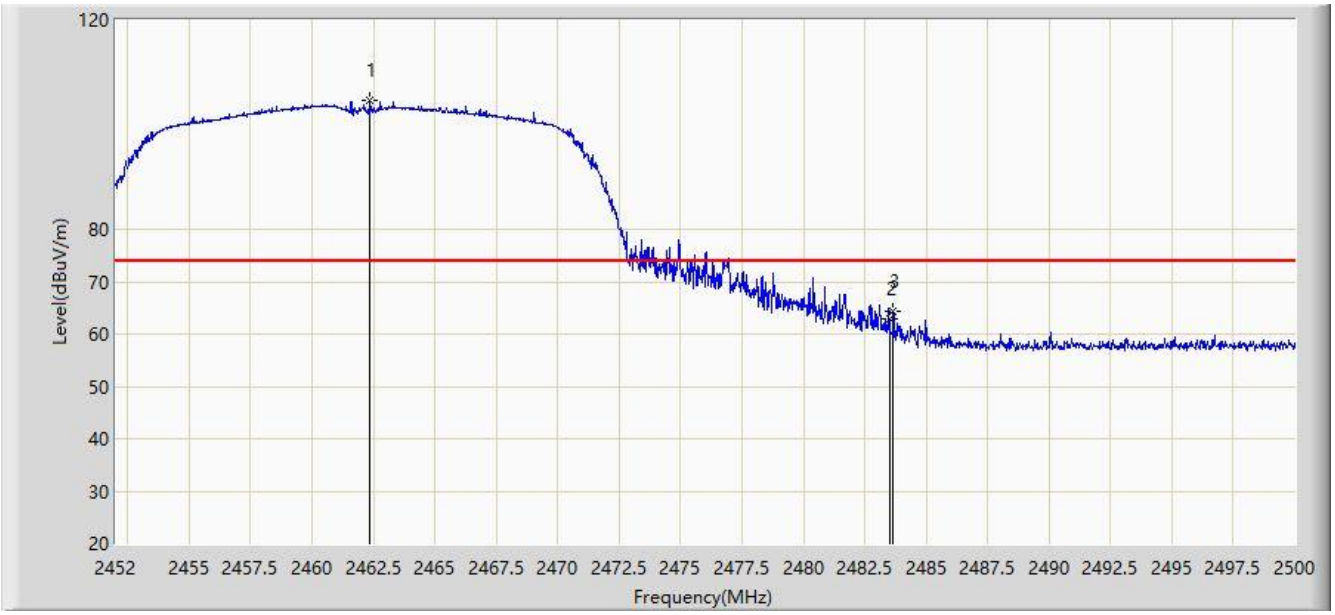

No	Flag	Mark	Frequency (MHz)	Measure Level (dBuV/m)	Reading Level (dBuV)	Margin (dB)	Limit (dBuV/m)	Factor (dB)	Type
1		*	2462.368	104.521	73.989	N/A	N/A	30.533	PK
2			2483.500	62.893	32.324	-11.107	74.000	30.569	PK
3			2483.656	64.373	33.804	-9.627	74.000	30.569	PK

Note: Measure Level (dBµV/m) = Reading Level (dBµV) + Factor (dB)

Factor (dB) = Cable Loss (dB) + Antenna Factor (dB/m)

Site: AC2	Time: 2019/09/26 - 18:40
Limit: FCC Part 15.209_RE(3m)	Engineer: Flay Yang
Probe: BBHA9120D_1-18GHz	Polarity: Horizontal
EUT: NTP Clock	Power: AC 120V/60Hz
Test Mode: Transmit by 802.11n-HT20 at channel 2462MHz	

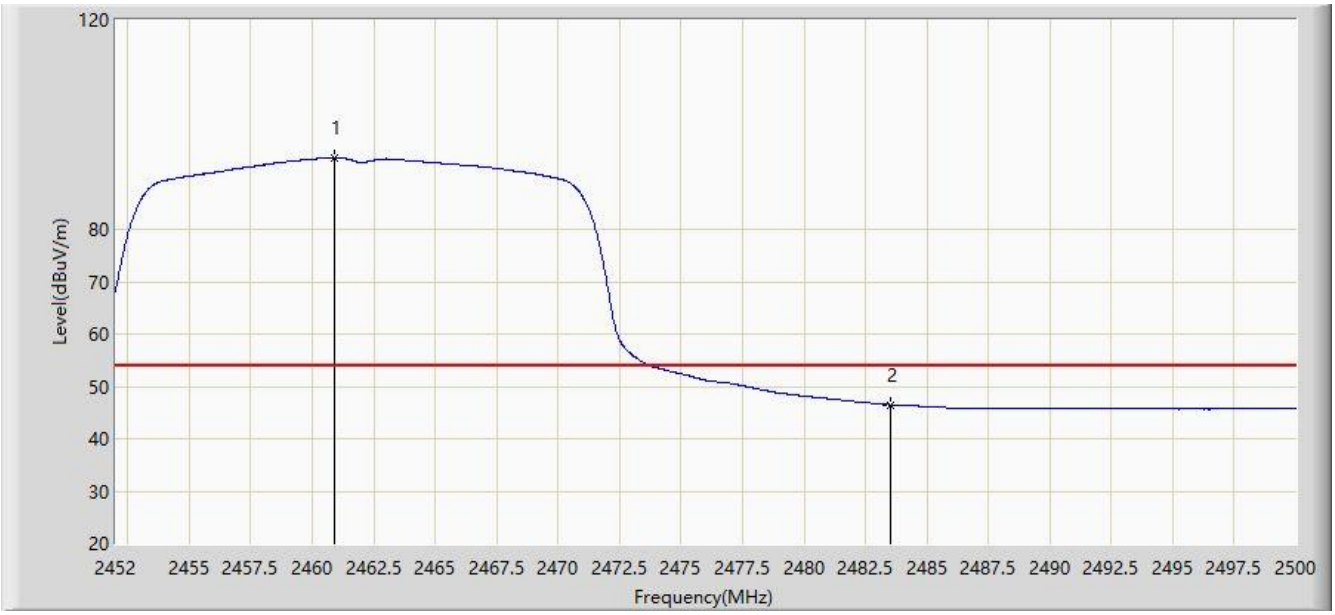

No	Flag	Mark	Frequency (MHz)	Measure Level (dBuV/m)	Reading Level (dBuV)	Margin (dB)	Limit (dBuV/m)	Factor (dB)	Type
1		*	2460.928	93.727	63.198	N/A	N/A	30.529	AV
2			2483.500	46.501	15.932	-7.499	54.000	30.569	AV

Note: Measure Level (dBµV/m) = Reading Level (dBµV) + Factor (dB)

Factor (dB) = Cable Loss (dB) + Antenna Factor (dB/m)

Site: AC2	Time: 2019/09/26 - 18:40
Limit: FCC Part 15.209_RE(3m)	Engineer: Flay Yang
Probe: BBHA9120D_1-18GHz	Polarity: Vertical
EUT: NTP Clock	Power: AC 120V/60Hz
Test Mode: Transmit by 802.11n-HT20 at channel 2462MHz	

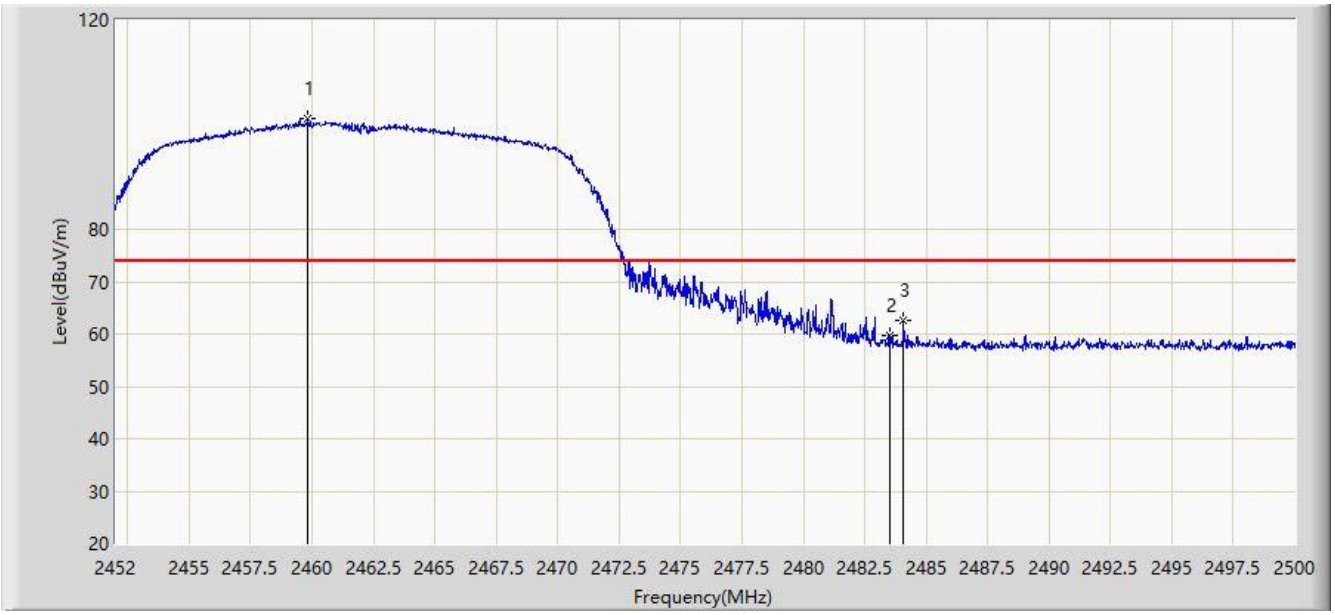

No	Flag	Mark	Frequency (MHz)	Measure Level (dBuV/m)	Reading Level (dBuV)	Margin (dB)	Limit (dBuV/m)	Factor (dB)	Type
1		*	2459.848	101.059	70.534	N/A	N/A	30.525	PK
2			2483.500	59.618	29.049	-14.382	74.000	30.569	PK
3			2484.088	62.584	32.013	-11.416	74.000	30.571	PK

Note: Measure Level (dBµV/m) = Reading Level (dBµV) + Factor (dB)

Factor (dB) = Cable Loss (dB) + Antenna Factor (dB/m)

Site: AC2	Time: 2019/09/26 - 18:45
Limit: FCC Part 15.209_RE(3m)	Engineer: Flay Yang
Probe: BBHA9120D_1-18GHz	Polarity: Vertical
EUT: NTP Clock	Power: AC 120V/60Hz
Test Mode: Transmit by 802.11n-HT20 at channel 2462MHz	

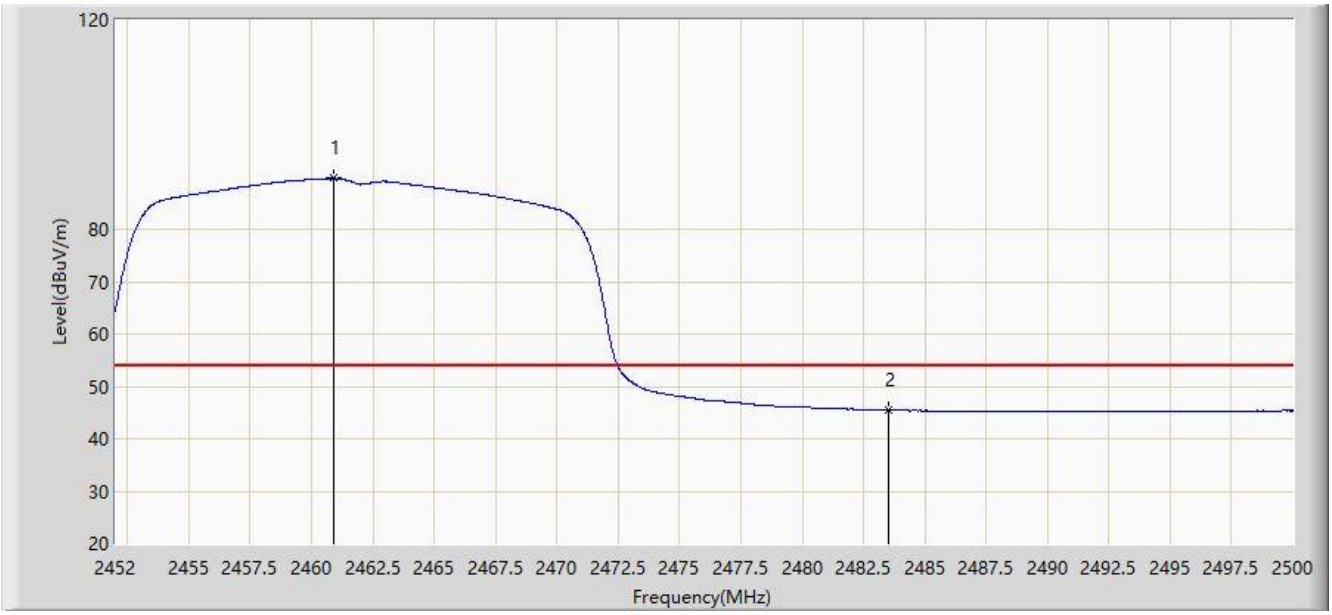

No	Flag	Mark	Frequency (MHz)	Measure Level (dBuV/m)	Reading Level (dBuV)	Margin (dB)	Limit (dBuV/m)	Factor (dB)	Type
1		*	2460.904	89.721	59.192	N/A	N/A	30.528	AV
2			2483.500	45.442	14.873	-8.558	54.000	30.569	AV

Note: Measure Level (dBµV/m) = Reading Level (dBµV) + Factor (dB)

Factor (dB) = Cable Loss (dB) + Antenna Factor (dB/m)

Site: AC2	Time: 2019/09/26 - 19:36
Limit: FCC Part 15.209_RE(3m)	Engineer: Flay Yang
Probe: BBHA9120D_1-18GHz	Polarity: Horizontal
EUT: NTP Clock	Power: AC 120V/60Hz
Test Mode: Transmit by 802.11n-HT40 at channel 2422MHz	

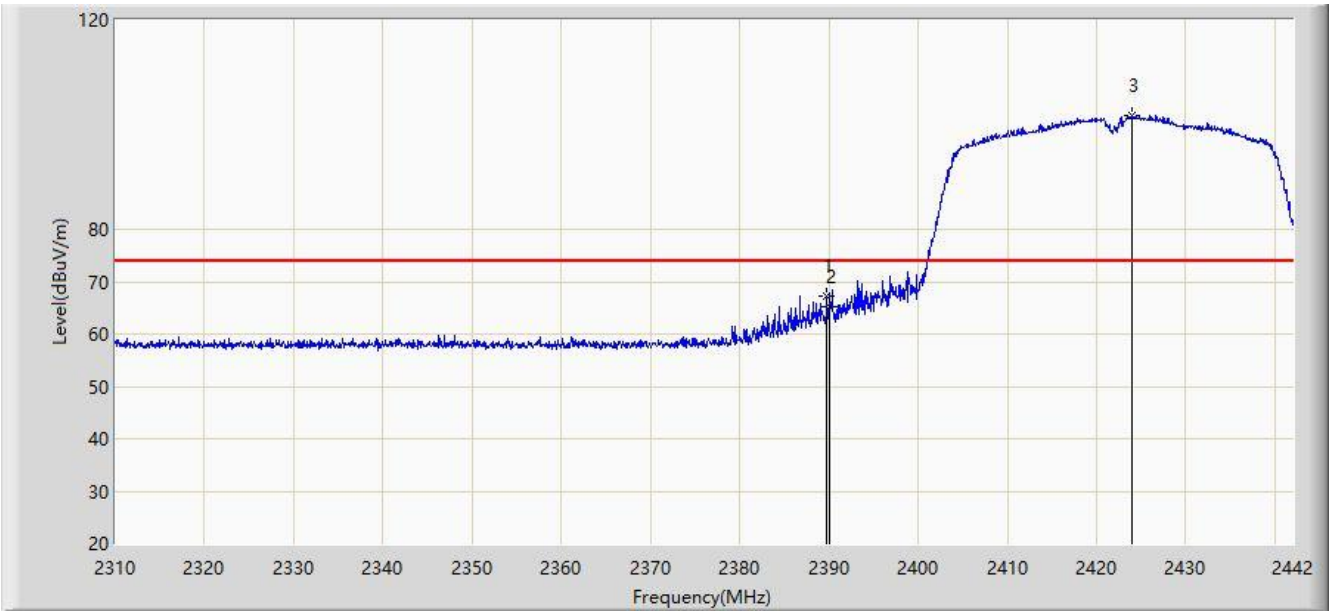

No	Flag	Mark	Frequency (MHz)	Measure Level (dBuV/m)	Reading Level (dBuV)	Margin (dB)	Limit (dBuV/m)	Factor (dB)	Type
1			2389.794	67.241	36.646	-6.759	74.000	30.594	PK
2			2390.000	65.347	34.753	-8.653	74.000	30.594	PK
3		*	2424.048	101.830	71.279	N/A	N/A	30.551	PK

Note: Measure Level (dBµV/m) = Reading Level (dBµV) + Factor (dB)

Factor (dB) = Cable Loss (dB) + Antenna Factor (dB/m)

Site: AC2	Time: 2019/09/26 - 19:40
Limit: FCC Part 15.209_RE(3m)	Engineer: Flay Yang
Probe: BBHA9120D_1-18GHz	Polarity: Horizontal
EUT: NTP Clock	Power: AC 120V/60Hz
Test Mode: Transmit by 802.11n-HT40 at channel 2422MHz	

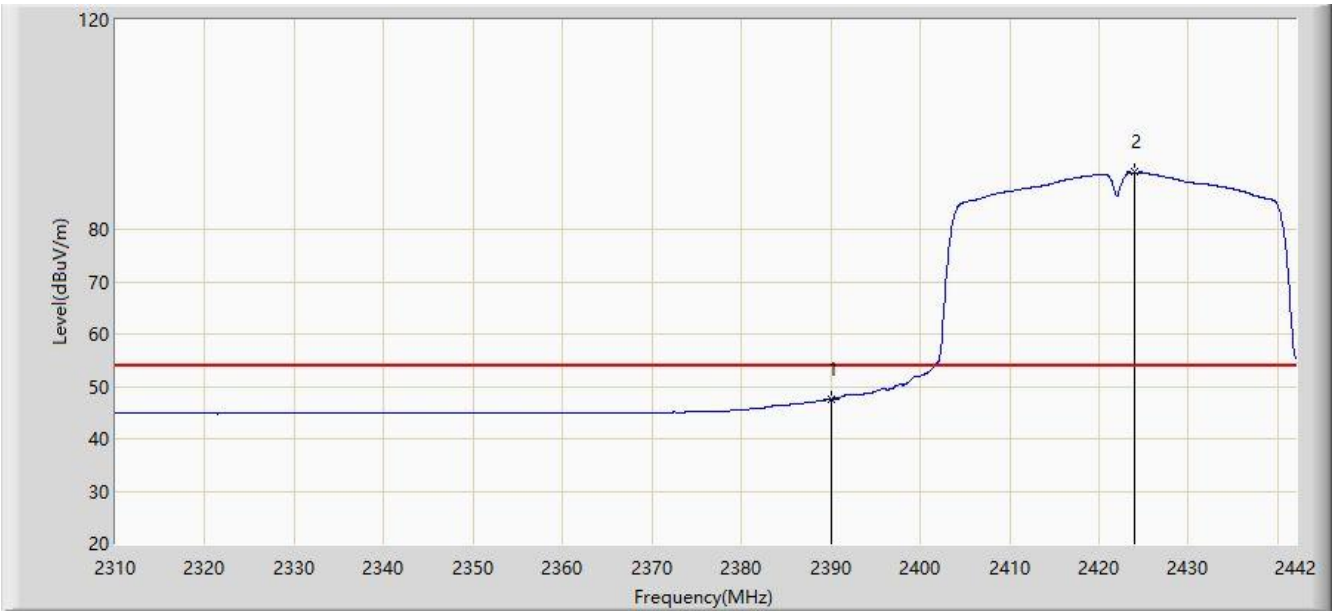

No	Flag	Mark	Frequency (MHz)	Measure Level (dBuV/m)	Reading Level (dBuV)	Margin (dB)	Limit (dBuV/m)	Factor (dB)	Type
1			2390.000	47.667	17.073	-6.333	54.000	30.594	AV
2		*	2423.982	90.872	60.320	N/A	N/A	30.551	AV

Note: Measure Level (dBµV/m) = Reading Level (dBµV) + Factor (dB)

Factor (dB) = Cable Loss (dB) + Antenna Factor (dB/m)

Site: AC2	Time: 2019/09/26 - 19:41
Limit: FCC Part 15.209_RE(3m)	Engineer: Flay Yang
Probe: BBHA9120D_1-18GHz	Polarity: Vertical
EUT: NTP Clock	Power: AC 120V/60Hz
Test Mode: Transmit by 802.11n-HT40 at channel 2422MHz	

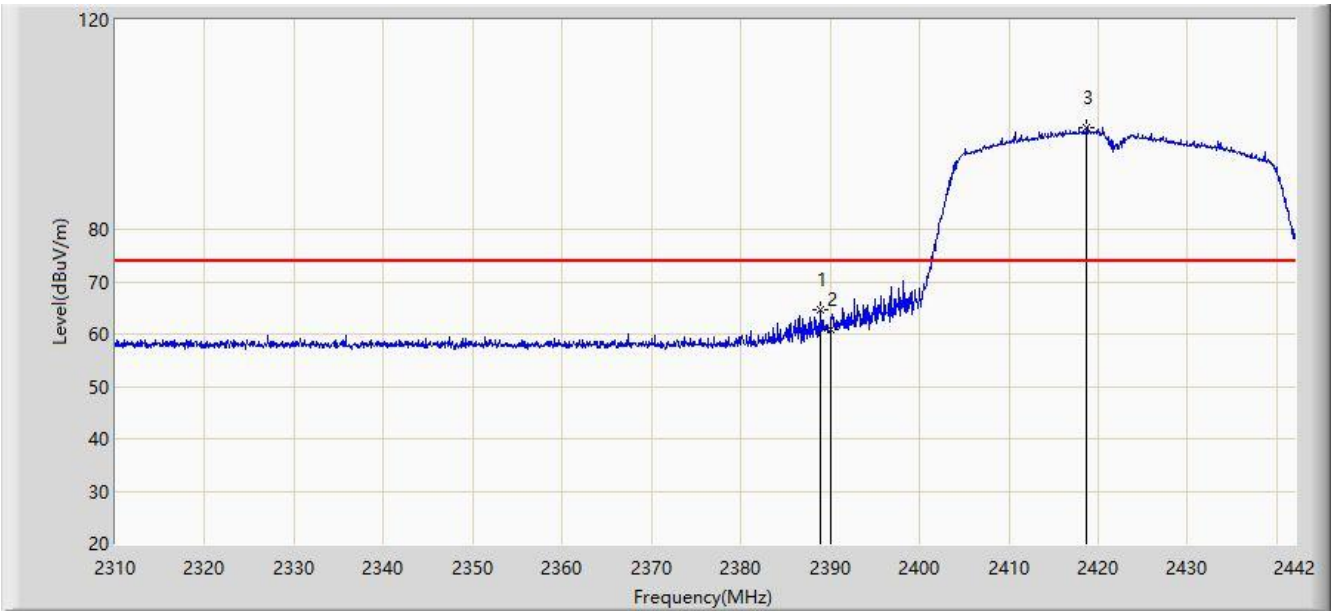

No	Flag	Mark	Frequency (MHz)	Measure Level (dBuV/m)	Reading Level (dBuV)	Margin (dB)	Limit (dBuV/m)	Factor (dB)	Type
1			2388.936	64.501	33.905	-9.499	74.000	30.597	PK
2			2390.000	60.818	30.224	-13.182	74.000	30.594	PK
3		*	2418.702	99.397	68.835	N/A	N/A	30.562	PK

Note: Measure Level (dBμV/m) = Reading Level (dBμV) + Factor (dB)

Factor (dB) = Cable Loss (dB) + Antenna Factor (dB/m)

Site: AC2	Time: 2019/09/26 - 19:46
Limit: FCC Part 15.209_RE(3m)	Engineer: Flay Yang
Probe: BBHA9120D_1-18GHz	Polarity: Vertical
EUT: NTP Clock	Power: AC 120V/60Hz
Test Mode: Transmit by 802.11n-HT40 at channel 2422MHz	

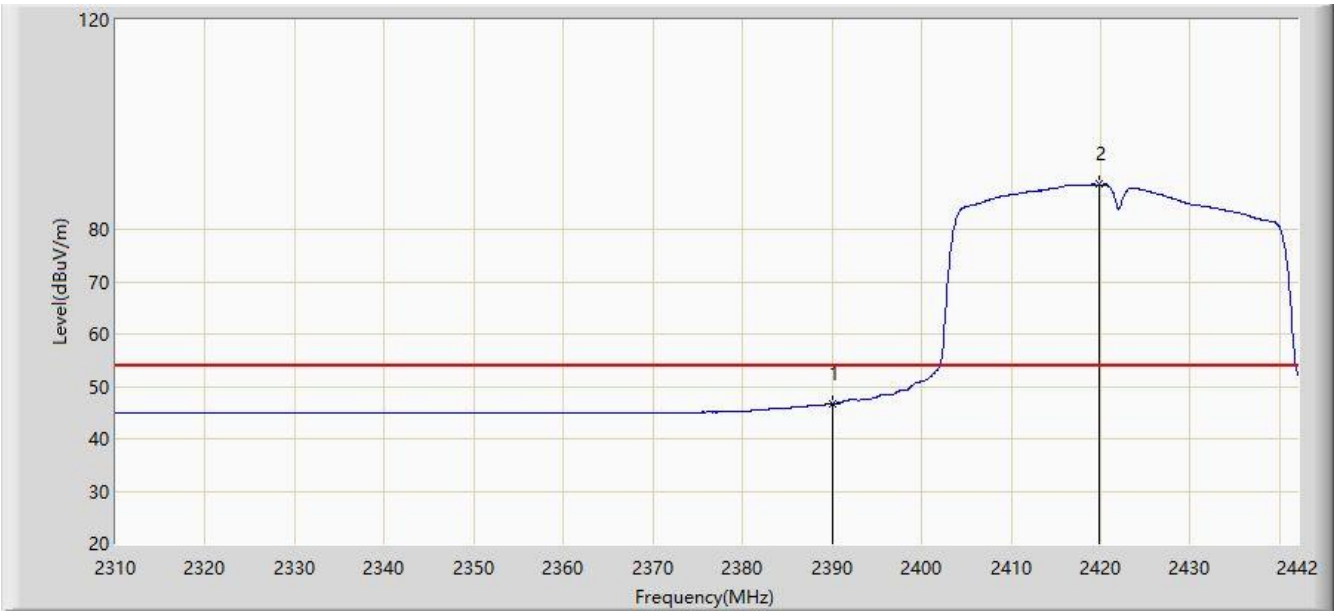

No	Flag	Mark	Frequency (MHz)	Measure Level (dBuV/m)	Reading Level (dBuV)	Margin (dB)	Limit (dBuV/m)	Factor (dB)	Type
1			2390.000	46.758	16.164	-7.242	54.000	30.594	AV
2		*	2419.758	88.559	57.999	N/A	N/A	30.560	AV

Note: Measure Level (dBµV/m) = Reading Level (dBµV) + Factor (dB)

Factor (dB) = Cable Loss (dB) + Antenna Factor (dB/m)

Site: AC2	Time: 2019/09/26 - 19:48
Limit: FCC Part 15.209_RE(3m)	Engineer: Flay Yang
Probe: BBHA9120D_1-18GHz	Polarity: Horizontal
EUT: NTP Clock	Power: AC 120V/60Hz
Test Mode: Transmit by 802.11n-HT40 at channel 2452MHz	

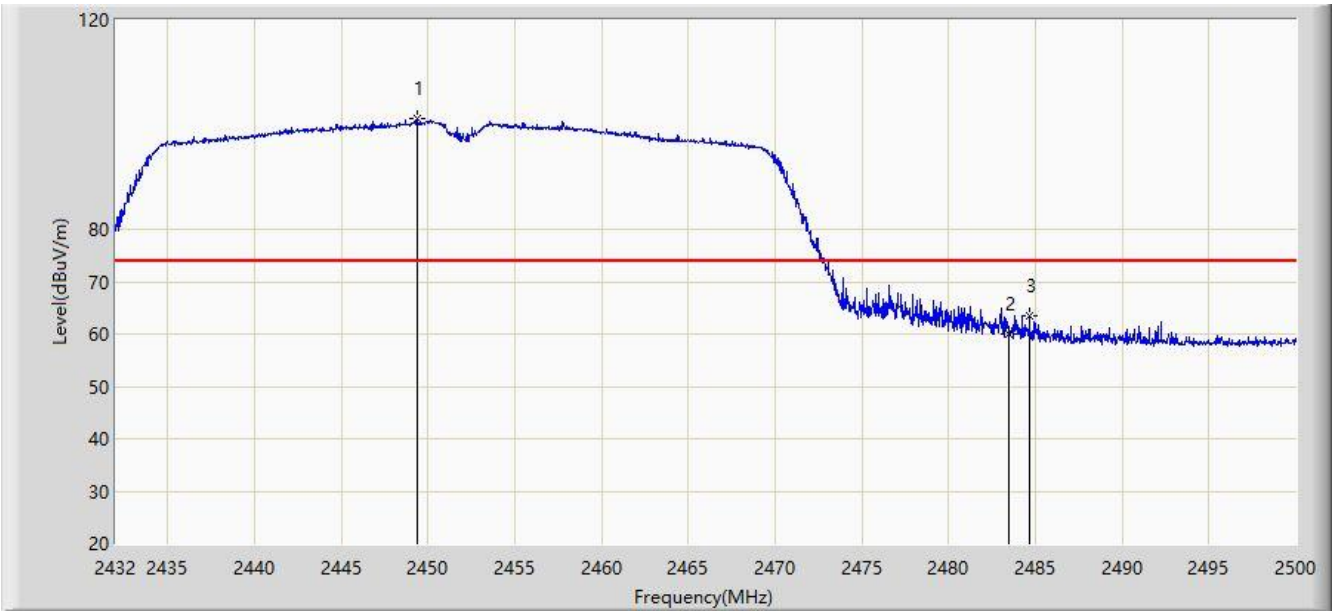

No	Flag	Mark	Frequency (MHz)	Measure Level (dBuV/m)	Reading Level (dBuV)	Margin (dB)	Limit (dBuV/m)	Factor (dB)	Type
1		*	2449.374	101.148	70.656	N/A	N/A	30.492	PK
2			2483.500	60.019	29.450	-13.981	74.000	30.569	PK
3			2484.666	63.509	32.935	-10.491	74.000	30.574	PK

Note: Measure Level (dBμV/m) = Reading Level (dBμV) + Factor (dB)

Factor (dB) = Cable Loss (dB) + Antenna Factor (dB/m)

Site: AC2	Time: 2019/09/26 - 19:55
Limit: FCC Part 15.209_RE(3m)	Engineer: Flay Yang
Probe: BBHA9120D_1-18GHz	Polarity: Horizontal
EUT: NTP Clock	Power: AC 120V/60Hz
Test Mode: Transmit by 802.11n-HT40 at channel 2452MHz	

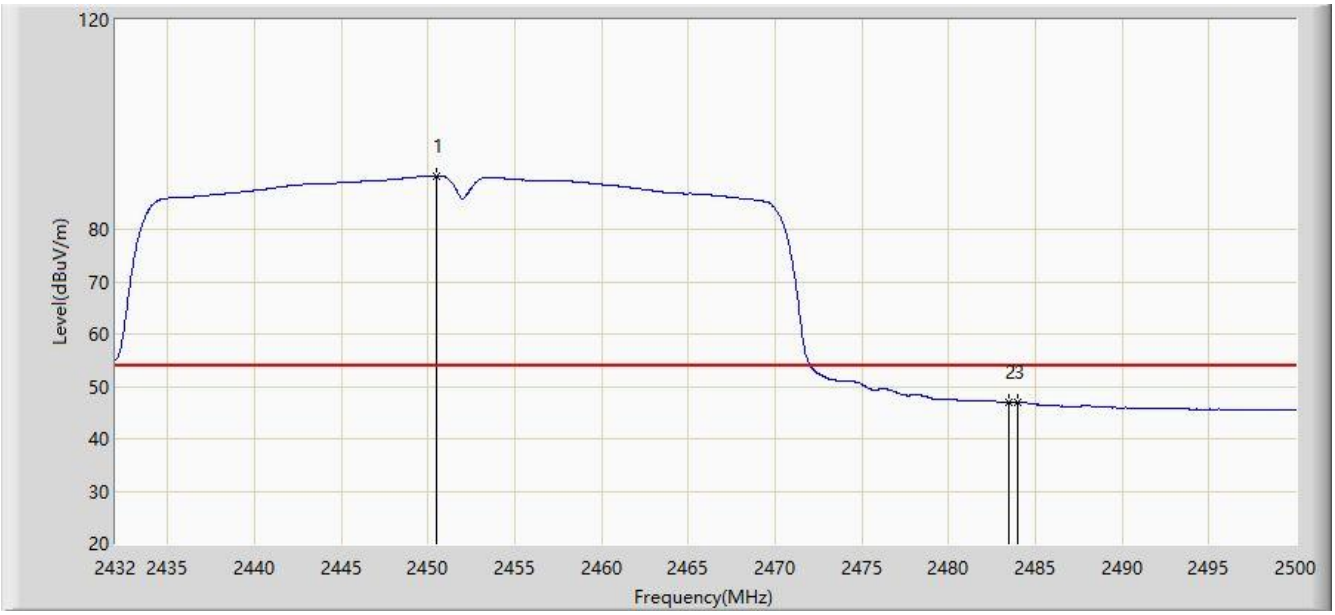

No	Flag	Mark	Frequency (MHz)	Measure Level (dBuV/m)	Reading Level (dBuV)	Margin (dB)	Limit (dBuV/m)	Factor (dB)	Type
1		*	2450.530	90.276	59.780	N/A	N/A	30.496	AV
2			2483.500	46.865	16.296	-7.135	54.000	30.569	AV
3			2483.952	46.941	16.370	-7.059	54.000	30.570	AV

Note: Measure Level (dBμV/m) = Reading Level (dBμV) + Factor (dB)

Factor (dB) = Cable Loss (dB) + Antenna Factor (dB/m)

Site: AC2	Time: 2019/09/26 - 19:56
Limit: FCC Part 15.209_RE(3m)	Engineer: Flay Yang
Probe: BBHA9120D_1-18GHz	Polarity: Vertical
EUT: NTP Clock	Power: AC 120V/60Hz
Test Mode: Transmit by 802.11n-HT40 at channel 2452MHz	

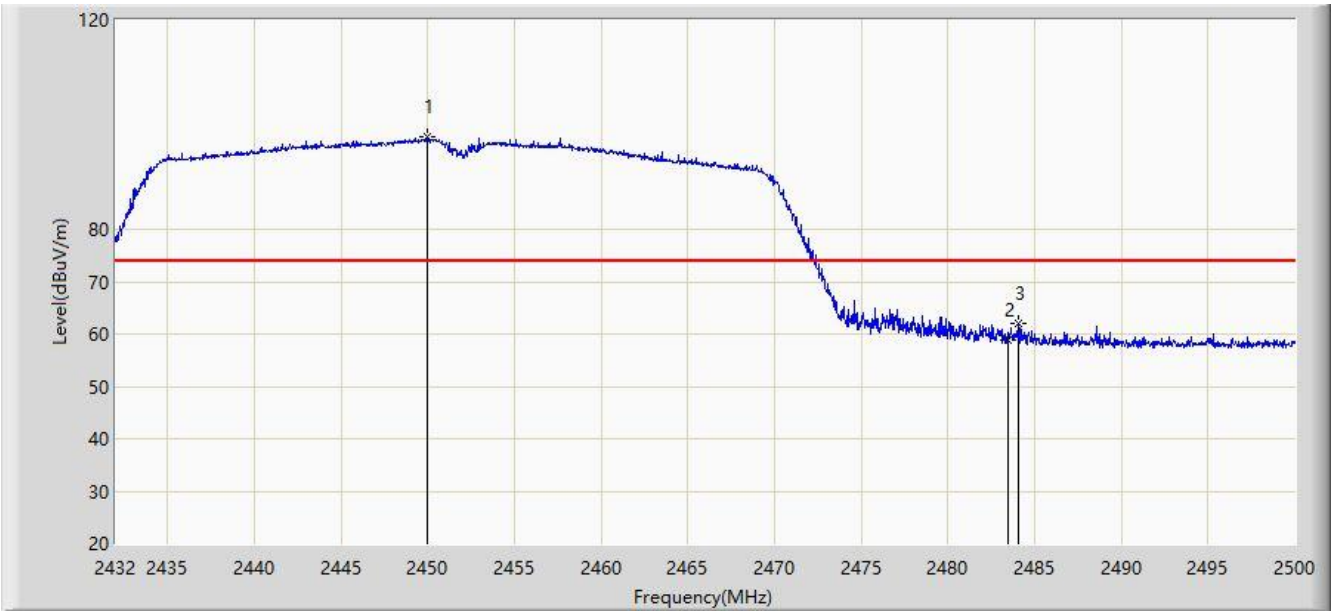

No	Flag	Mark	Frequency (MHz)	Measure Level (dBuV/m)	Reading Level (dBuV)	Margin (dB)	Limit (dBuV/m)	Factor (dB)	Type
1		*	2449.952	97.797	67.303	N/A	N/A	30.493	PK
2			2483.500	58.771	28.202	-15.229	74.000	30.569	PK
3			2484.088	61.938	31.367	-12.062	74.000	30.571	PK

Note: Measure Level (dBμV/m) = Reading Level (dBμV) + Factor (dB)

Factor (dB) = Cable Loss (dB) + Antenna Factor (dB/m)

Site: AC2	Time: 2019/09/26 - 19:58
Limit: FCC Part 15.209_RE(3m)	Engineer: Flay Yang
Probe: BBHA9120D_1-18GHz	Polarity: Vertical
EUT: NTP Clock	Power: AC 120V/60Hz
Test Mode: Transmit by 802.11n-HT40 at channel 2452MHz	

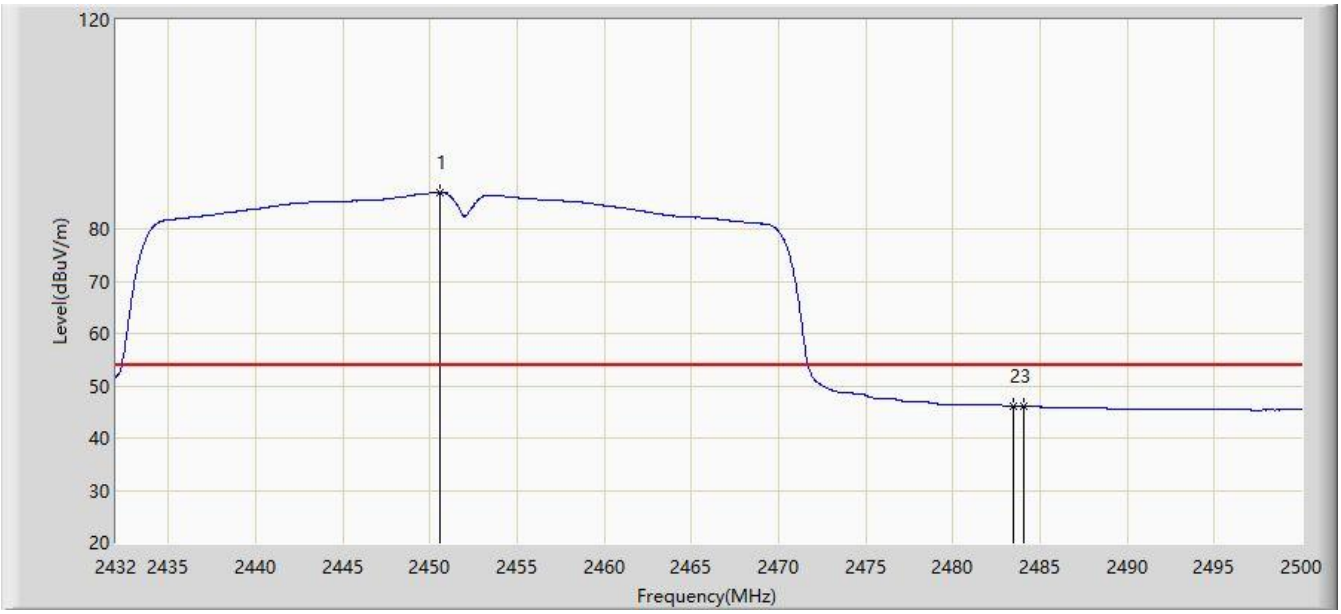

No	Flag	Mark	Frequency (MHz)	Measure Level (dBuV/m)	Reading Level (dBuV)	Margin (dB)	Limit (dBuV/m)	Factor (dB)	Type
1		*	2450.564	86.924	56.428	N/A	N/A	30.496	AV
2			2483.500	46.080	15.511	-7.920	54.000	30.569	AV
3			2484.088	46.171	15.600	-7.829	54.000	30.571	AV

Note: Measure Level (dBµV/m) = Reading Level (dBµV) + Factor (dB)

Factor (dB) = Cable Loss (dB) + Antenna Factor (dB/m)

7.8. AC Conducted Emissions Measurement

7.8.1.Test Limit

FCC Part 15.207 Limits		
Frequency (MHz)	QP (dBuV)	AV (dBuV)
0.15 - 0.50	66 - 56	56 - 46
0.50 - 5.0	56	46
5.0 - 30	60	50
Note 1: The lower limit shall apply at the transition frequencies. Note 2: The limit decreases linearly with the logarithm of the frequency in the range 0.15MHz to 0.5MHz.		

7.8.2.Test Setup

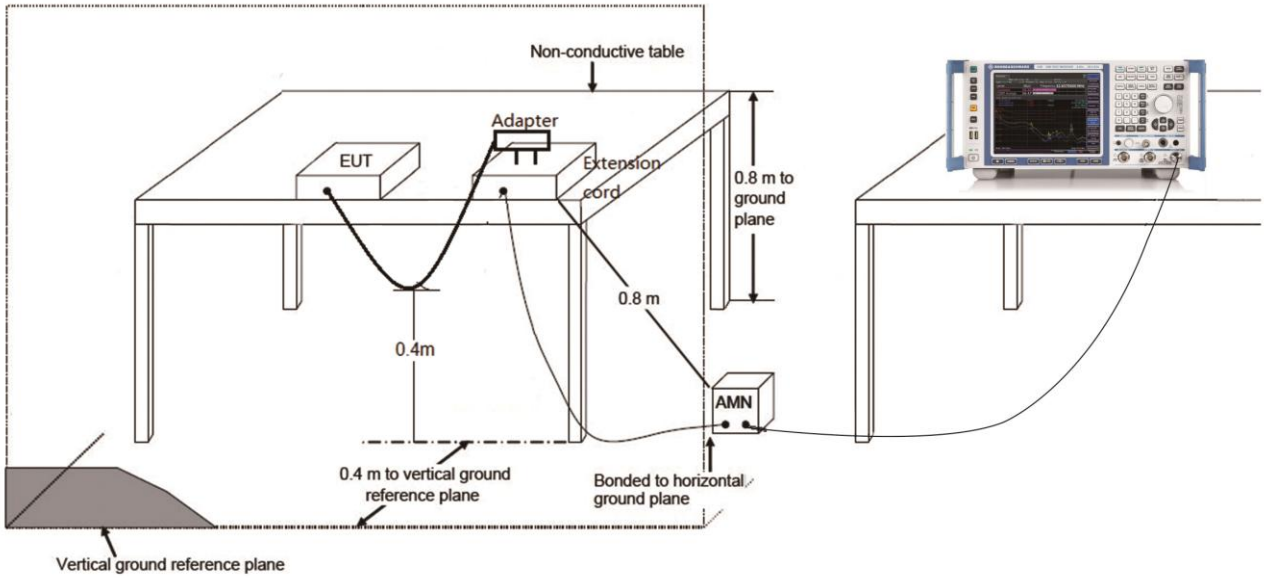

7.8.3.Test Result

Site: SR2	Time: 2019/09/30 - 10:31
Limit: FCC_Part15.207_CE_AC Power	Engineer: Bacon Dong
Probe: ENV216_101683_Filter On	Polarity: Line
EUT: NTP Clock	Power: AC 120V/60Hz
Test Mode: Transmit by 802.11b at Channel 2437MHz	

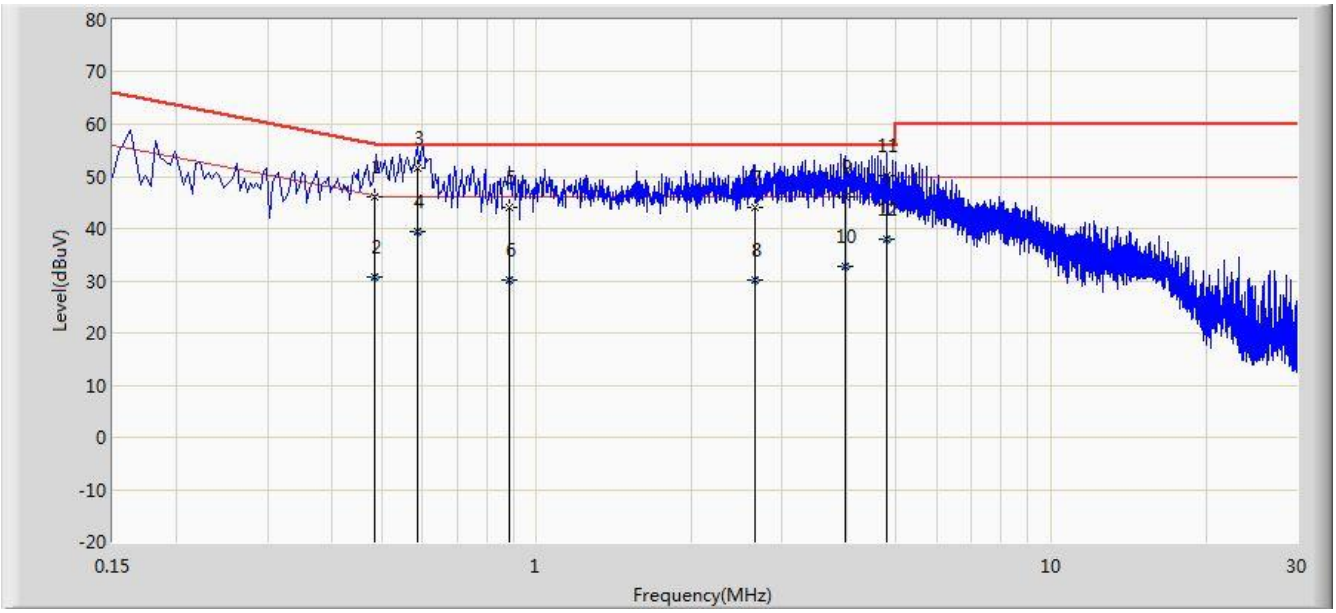

No	Flag	Mark	Frequency (MHz)	Measure Level (dBuV)	Reading Level (dBuV)	Margin (dB)	Limit (dBuV)	Factor (dB)	Type
1			0.484	45.954	35.801	-10.316	56.270	10.153	QP
2			0.484	30.792	20.639	-15.478	46.270	10.153	AV
3		*	0.588	51.606	41.485	-4.394	56.000	10.121	QP
4			0.588	39.398	29.277	-6.602	46.000	10.121	AV
5			0.886	44.058	34.090	-11.942	56.000	9.968	QP
6			0.886	30.206	20.238	-15.794	46.000	9.968	AV
7			2.650	44.160	34.308	-11.840	56.000	9.852	QP
8			2.650	30.260	20.408	-15.740	46.000	9.852	AV
9			3.972	46.194	36.231	-9.806	56.000	9.963	QP
10			3.972	32.629	22.666	-13.371	46.000	9.963	AV
11			4.785	50.186	40.164	-5.814	56.000	10.022	QP
12			4.785	38.089	28.067	-7.911	46.000	10.022	AV

Note: Measure Level (dBμV) = Reading Level (dBμV) + Factor (dB)

Factor (dB) = Cable Loss (dB) + LISN Factor (dB)

Site: SR2	Time: 2019/09/30 - 10:40
Limit: FCC_Part15.207_CE_AC Power	Engineer: Bacon Dong
Probe: ENV216_101683_Filter On	Polarity: Neutral
EUT: NTP Clock	Power: AC 120V/60Hz
Test Mode: Transmit by 802.11b at Channel 2437MHz	

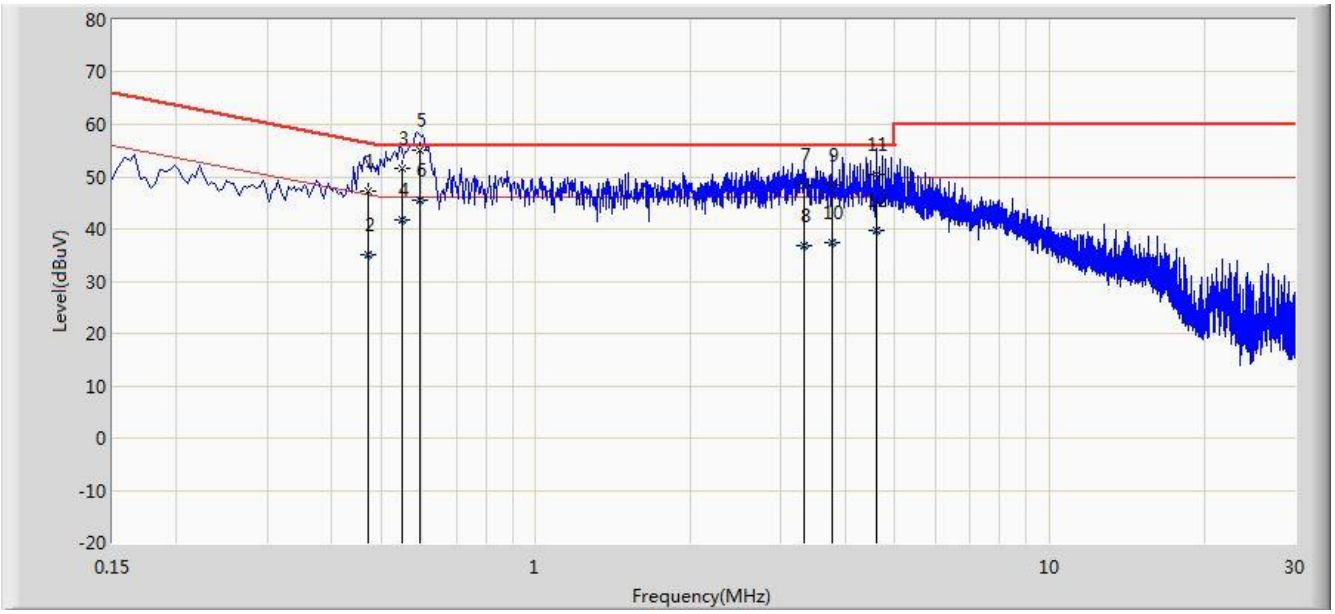

No	Flag	Mark	Frequency (MHz)	Measure Level (dBuV)	Reading Level (dBuV)	Margin (dB)	Limit (dBuV)	Factor (dB)	Type
1			0.473	47.337	37.171	-9.124	56.461	10.167	QP
2			0.473	35.019	24.852	-11.442	46.461	10.167	AV
3			0.549	51.624	41.464	-4.376	56.000	10.159	QP
4			0.549	41.738	31.579	-4.262	46.000	10.159	AV
5			0.593	55.035	44.900	-0.965	56.000	10.135	QP
6		*	0.593	45.635	35.500	-0.365	46.000	10.135	AV
7			3.338	48.431	38.530	-7.569	56.000	9.901	QP
8			3.338	36.804	26.903	-9.196	46.000	9.901	AV
9			3.778	48.400	38.435	-7.600	56.000	9.966	QP
10			3.778	37.489	27.523	-8.511	46.000	9.966	AV
11			4.598	50.477	40.471	-5.523	56.000	10.006	QP
12			4.598	39.788	29.782	-6.212	46.000	10.006	AV

Note: Measure Level (dBμV) = Reading Level (dBμV) + Factor (dB)

Factor (dB) = Cable Loss (dB) + LISN Factor (dB)

8. CONCLUSION

The data collected relate only the item(s) tested and show that unit is in compliance with FCC rules.

The End

Appendix A - Test Setup Photograph

Refer to “1909RSU033-UT” file.

Appendix B - EUT Photograph

Refer to “1909RSU033-UE” file.