MEAGEAL

USER MANUAL

Mini Phonograph



MJ-101

Bluetooth4.2 3.5mm Audio TF card Play Lithium battery

Please read this user manual carefully before using.

www.meageal.com

Dear users,

Welcome to use MEAGEAL brand Mini Phonograph, please read the following instructions carefully before operation. Be sure to follow the operating instructions to avoid malfunction due to incorrect operation.

Warm tips:

- This product is made of metal, please ensure safe placement to avoid falling.
- Please place the product out of reach of children or pets, inadvertent tripping or handling may lead to injury or other dangers .
- All wireless devices may be subject to interference, which may affect performance.
- Please use the parts approved by our company. Other parts may cause the machine damage or other dangers.
- When the product fails, do not dismantle the machine for repair without permission, repair and dismantle the product by yourself may cause man-made damage, which will not be returned to the company for warranty acceptance.
- Please use the product in strict accordance with the power supply requirements of this product. If the product fails or is damaged due to the use of other power supply, the company will not provide warranty treatment.
- please turn off the power when not using the product,which can effectively protect and extend the lifespan of the product.

MEAGEAL

Function and operation instructions

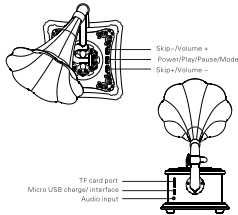

① Skip-/Volume +
After starting the machine, short press to switch to Prev song, long press to increase volume, prompt "didi" sound, indicating that the volume has been set to the maximum.

② Power/Play/Pause/Mode
Long press 2 seconds to start up, long press 2 seconds to shut down;
After starting up, double-click to switch the playing mode.Switching order: BT - TF card- Aux mode, for this loop, single click to play/pause.

③ Skip+/Volume -
After starting the machine, short press to switch to the next song, long press to reduce the volume, when the volume is lowest it will turn to silent state.

④ TF card port
When the TF card is inserted, the system will play the music of TF card repeatedly, and when the TF card is removed, it will automatically default to Bluetooth mode.

⑤ Micro USB charge interface
When under low power or without power, the best charging time is 3 hours.

⑥ Audio input
3.5mm audio input port
Indicator light:
In the charging state, the red light will be on, and the red light will be off after fully charged . In the playing mode, the blue indicator light will be on all time, and the blue indicator light will be flashing in the Bluetooth state.

MEAGEAL

Product operation guide

Bluetooth connection
Take your phone and open Bluetooth mode, so the available Bluetooth device will be in the list in mobile, then find device number MJ-101 and click it, the device will be connected successfully when you hear the voice prompt "Bluetooth started".

Audio connection
After the audio cable connects to the mobile playback device, the device will automatically enter the "AUX mode" and start playing music in the mobile device. When the audio cable is pulled out, the device will automatically switch back to Bluetooth mode.

3.5mm audio cable, which can be connected to mobile phone, computer, TV and other devices with AUX interface.

TF card read
When the device is started up, insert the TF card, the device is transferred to the TF card mode. When hearing the voice prompt of "TF card", the corresponding playing format file in the card is played. In TF card mode, the system will play the music of the TF card repeatedly.
After removing the TF card, the device will automatically switch back to Bluetooth mode.

MEAGEAL

Product specifications and packing list

Product name	Mini phonograph	
Product model	MJ-101	
Function	Bluetooth/AUX input/TF card	
Work voltage	External power input	DC 5V 1A
	Built-in lithium battery	3.7V 2000mA
Power	Power	15w
	Output frequency response	60Hz-20KHz
	THD	<1%THD
Material	Body	aluminum alloy
	Trumpet	Pure copper
Weight	N.W	0.8kg
	G.W	1.15kg
Size	Product size	129*157*236mm
	Packing size	210*165*248mm
Bluetooth	Version	4.2+EDR
	Frequency	2402-2480MHz
	Receive distance	6M
Port	AUX connection	
	TF card port	
	Micro USB port	

Packing list

Mini phonograph*1
User manual *1
Audio cable *1
Micro USB charging cable*1

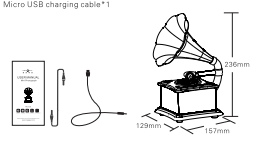

MEAGEAL

Product warranty card

Dear Customer,
Thank you for buying "MEAGEAL" brand products. In order to serve you better, please keep this warranty card properly after you buy the product. The warranty period is 1 year from the date of purchase. During the product warranty period, please fill in the warranty information, do not alter, and with the product sent to "MEAGEAL" company or local dealer stores.

Warranty statement
During the warranty period, the company refuses or, at its discretion, charges for materials and services if the following matters occur.
1. Cannot provide this warranty card and valid purchase voucher.
2. Human damage caused by the user's failure to comply with the user manual.
3. Disassembling the chassis without the written permission of our company.
4. Failure and damage caused by natural disasters or other irresistible factors.
5. Damage to the appearance of the product is not covered by the warranty.

FCC WARNING

This device complies with Part 15 of the FCC rules. Operation is subject to the following two conditions:
1) this device may not cause harmful interference, and
2) this device must accept any interference received, including interference that may cause undesired operation.

Caution:Changes or modifications not expressly approved by the party responsible for compliance could void your authority to operate the equipment.

Radiation Exposure Statement
The device has been evaluated to meet general RF exposure requirement.
The device can be used in portable exposure condition without restriction.

MEAGEAL

Pretty Art (Shenzhen)Co.,Ltd.
Tel: 0755-23076303
Fax: 0755-23736343
Email: sales@meageal.com
Web: www.meageal.com
Factory Add: No.122, Ditang Road, Shajing Town, Bao'an District, Shenzhen City, Guangdong, China
Company Add: Room 201,A Block, 1# 1st Road,Qianwan , Qianhai Shengang Co-operation Zone,Shenzhen City,China.
(Settled Shenzhen Qianhai Commercial Secretary Co., Ltd.)

This equipment has been tested and found to comply with the limits for a Class B digital device, pursuant to part 15 of the FCC Rules. These limits are designed to provide reasonable protection against harmful interference in a residential installation. This equipment generates, uses and can radiate radio frequency energy and, if not installed and used in accordance with the instructions, may cause harmful interference to radio communications. However, there is no guarantee that interference will not occur in a particular installation. If this equipment does cause harmful interference to radio or television reception, which can be determined by turning the equipment off and on, the user is encouraged to try to correct the interference by one or more of the following measures:

- Reorient or relocate the receiving antenna.
- Increase the separation between the equipment and receiver.
- Connect the equipment into an outlet on a circuit different from that to which the receiver is connected.
- Consult the dealer or an experienced radio/TV technician for help.

Caution: Any changes or modifications to this device not explicitly approved by manufacturer could void your authority to operate this equipment.

This device complies with part 15 of the FCC Rules. Operation is subject to the following two conditions: (1) This device may not cause harmful interference, and (2) this device must accept any interference received, including interference that may cause undesired operation.

The device has been evaluated to meet general RF exposure requirement. The device can be used in portable exposure condition without restriction.