SNZB-02P

User manual V1.0

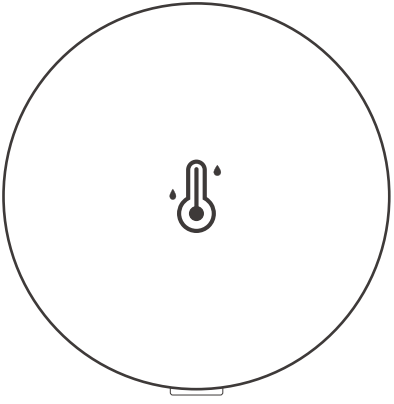

Zigbee Temperature and Humidity Sensor

· 中　文 ----------1 - 7　· English ----------8 - 12　· Warning ----------13 - 16

产品介绍

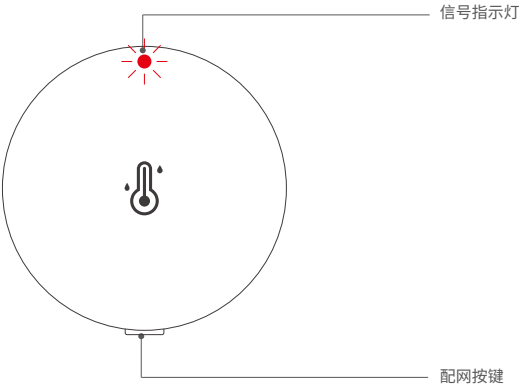

设备重量＜1kg，该设备只适合安装在≤2m 的高度。

信号指示灯状态说明

指示灯状态	状态说明
慢闪	配对状态
常亮3s后常灭	配对成功
退出慢闪，常灭	配对失败
快闪一下	未添加至网关，短按按键
快闪两下	已添加至网关且设备在线，短按按键
慢闪30s	通讯异常

功能特点

SNZB-02P是一款低功耗的温湿度传感器，可以实时检测环境的温度和湿度。安装在任何你想要的地方，即贴即用。通过设置智能场景控制不同设备，让你时刻处于舒适的家庭环境中。

温湿度检测　低功耗　低电量推送　智能场景

以上功能特点取决于Zigbee网关的功能

下载易微联App并添加SONOFF Zigbee网关

易微联

设备通电

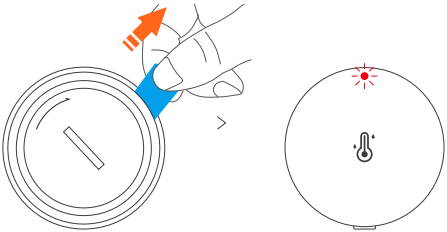

① 拔出电池绝缘片完成设备通电。

② 设备后通电后首次使用，默认进入配网状态，设备指示灯呈“慢闪状态”。

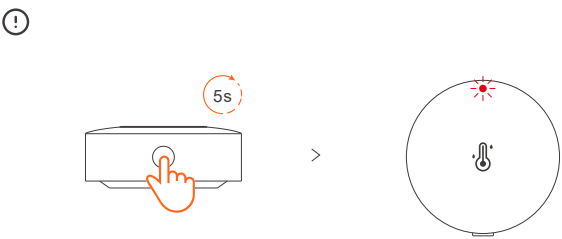

① 3分钟内没进行和网关配对，设备将退出配网状态。如需再次配网，请长按设备配网按键5秒直到设备指示灯呈“慢闪状态”即可。

② 如设备为不带电池版本，请安装电池（CR2477）给设备通电。

将设备添加至Zigbee网关

在eWeLink App Zigbee网关主界面，点击 "添加" 子设备，等待添加。

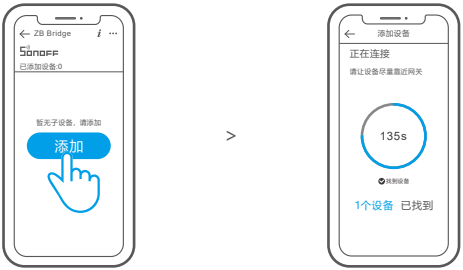

ⓘ 如添加失败，请将设备移近网关后再重新添加。

有效距离验证

在选定的设备安装位置，短按设备的配网按键，设备指示灯双闪，表明该设备和Zigbee网络下的设备（路由设备或网关）处于有效通讯距离。

设备安装

安装好铁片，再把设备磁吸到铁片上。

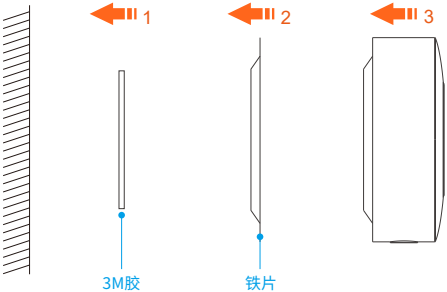

产品参数

产品型号	SNZB-02P
输入	3.0V ⎓
无线连接	Zigbee3.0
电池型号	CR2477
工作温度	-10°C-60°C
工作湿度	5%-95%RH,无冷凝
产品颜色	白色
外壳材料	ABS
产品规格	45x45x17.7mm

恢复出厂设置

在 eWeLink App 端“删除设备”，设备即恢复出厂设置。

微功率设备使用说明

1、本产品使用的 Zigbee 技术符合“微功率短距离无线电发射设备目录和技术要求”中通用微功率设备F类设备的技术要求，用于数据传输应用。采用一体化天线，控制、调整及开关等使用方法请参考产品说明书中相关内容；

2、不得擅自改变使用场景或使用条件、扩大发射频率范围、加大发射功率（包括额外加装射频功率放大器），不得擅自更改发射天线；

3、不得对其他合法的无线电台（站）产生有害干扰，也不得提出免受有害干扰保护；

4、应当承受辐射射频能量的工业、科学及医疗（ISM）应用设备的干扰或其他合法的无线电台（站）干扰；

5、如对其他合法的无线电台（站）产生有害干扰时，应立即停止使用，并采取措施消除干扰后方可继续使用；

6、在航空器内和依据法律法规、国家有关规定、标准划设的射电天文台、气象雷达站、卫星地球站（含测控、测距、接收、导航站）等军民用无线电台（站）、机场等的电磁环境保护区域内使用微功率设备，应当遵守电磁环境保护及相关行业主管部门的规定；

7、禁止在以机场跑道中心点为圆心、半径5000米的区域内使用各类模型遥控器；

8、微功率设备使用温度为-10°C ~ 60°C，供电为 3.0V ⎓

注意：

① 本产品含纽扣电池

② 不要吞咽电池，否则会有化学灼伤危险

③ 本产品包含纽扣电池。如果吞食纽扣电池，在2小时内就可能导致严重的内部灼伤并可能导致死亡。

④ 让儿童远离新的和使用过的电池
⑤ 如果电池仓未安全闭合，停止使用该产品并使之远离儿童
⑥ 如果你认为电池可能已被吞食或放置在身体的任何部位内，立即寻求医疗救助
⑦ 如果使用错误型号的电池替换会有着火或者爆炸等安全失效的危险
⑧ 将电池投入火中或者加热炉中，或对电池进行机械挤压或切割处理可能导致爆炸
⑨ 电池放置在极高温度环境中，可能导致爆炸或泄漏可燃液体或气体
⑩ 电池放置在极低气压，可能导致爆炸或泄漏可燃液体或气体

执行标准：GB 4943.1-2022

产品中有害物质的名称及含量

部件名称	有害物质					
	铅 (Pb)	汞 (Hg)	镉 (Cd)	六价铬 (Cr{VI}	多溴联苯 (PBB)	多溴二苯醚 (PBDE)
塑料件	o	o	o	o	o	o
电子元器件	x	o	o	o	o	o
五金件	o	o	o	o	o	o
包装盒	o	o	o	o	o	o
PCB板	o	o	o	o	o	o

本表格依据SJ/T 11364 的规定编制：
o：表示该有害物质在该部件所有均质材料中的含量均在GB/T 26572规定的限量要求以下；
x：表示该有害物质至少在该部件的某一均质材料中的含量超出GB/T 26572规定的限量要求。

Product introduction

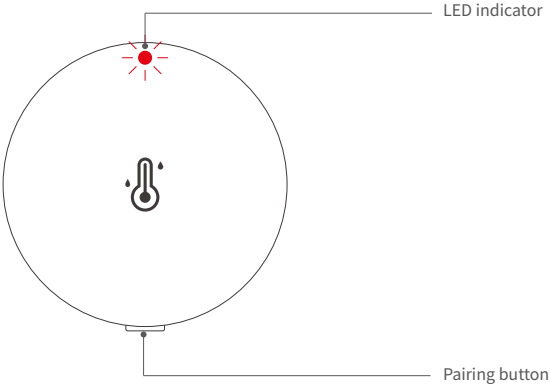

ⓘ The device weight is less than 1kg , and the equipment is only suitable for mounting at heights ≤ 2 m

Instruction of LED indicator status

LED indicator status	Status instruction
Flash slowly	Pairing mode
Keep on for 3s and then keep off	Paired successfully
Exit flashing slowly and keep off	Pairing failed
Flash once quickly	Not added to the gateway, short press the Pairing button
Flash twice quickly	Added to the gateway, short press the Pairing button
Slow flash for 30 seconds	Abnormal communication

Features

SNZB-02P is a low-power temperature and humidity sensor that can detect the temperature and humidity of the environment in real time. It can be easily installed anywhere you want, simply by sticking it in place. Customized smart scenarios can be created to control various devices, ensuring your home environment is always comfortable.

Temperature and humidity detection

Low power consumption

Low Battery Notification

Smart Scene

ⓘ The above features depend on the function of Zigbee gateway.

Download the eWeLink APP & Add SONOFF Zigbee gateway.

eWeLink

Power on the device

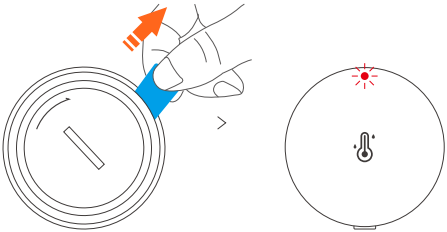

① Take out the battery insulation sheet to power on the device.
② After powering on the device for the first time, it will enter the pairing mode by default and the LED indicator "flashes slowly".

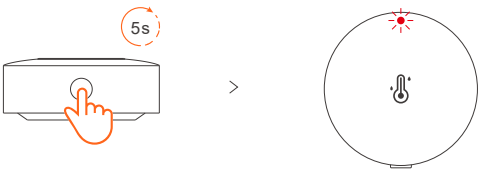

① The device will exit the pairing mode when it doesn't be paired to Zigbee gateway successfully within 3mins. If you want to access the pairing mode again, press and hold the device pairing button for 5s until the LED indicator "flashes slowly".
② If the device is the No battery version, please install the battery (CR2450) to power on the device.

Add the device to Zigbee Bridge

On the Zigbee gateway main page of the eWeLink App, click "Add" sub-devices and wait for the addition process to complete.

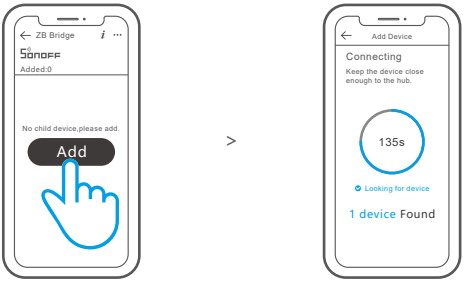

ⓘ If the device is failed to be added, please move the device closer to the Bridge and add it again.

Effective Communication Distance Verification

Install the device in the desired place, then press the Pairing button on the device. The LED indicator flashes twice mean the device and the device under the same Zigbee network (the router device or hub) are in the effective communication distance.

Installation

Fix the metal plate in a desired location, and then magnetically attach the device to the plate.

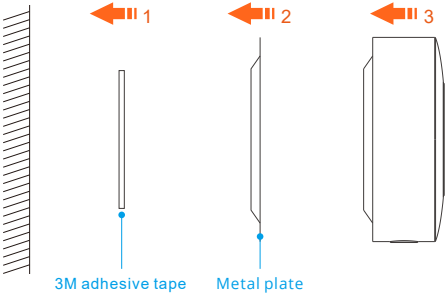

Specifications

Model	SNZB-02P
Input	3.0V ⎓
Wireless connection	Zigbee3.0
Battery model	CR2477
Working temperature	-10℃-60℃
Working humidity	5%-95% RH, non-condensing
Color	White
Casing material	ABS
Dimension	45x45x17.7mm

Factory Reset

Reset the device to factory settings by "Delete device" in the eWeLink App.

FCC Warning

This device complies with part 15 of the FCC Rules. Operation is subject to the following two conditions:
(1) This device may not cause harmful interference, and
(2) This device must accept any interference received, including interference that may cause undesired operation.
2.Changes or modifications not expressly approved by the party responsible for compliance could void the user's authority to operate the equipment.
Note: This equipment has been tested and found to comply with the limits for a Class B digital device, pursuant to part 15 of the FCC Rules. These limits are designed to provide reasonable protection against harmful interference in a residential installation. This equipment generates, uses and can radiate radio frequency energy and, if not installed and used in accordance with the instructions, may cause harmful interference to radio communications. However, there is no guarantee that interference will not occur in a particular installation. If this equipment does cause harmful interference to radio or television reception, which can be determined by turning the equipment off and on, the user is encouraged to try to correct the interference by one or more of the following measures:
—Reorient or relocate the receiving antenna.
—Increase the separation between the equipment and receiver.
—Connect the equipment into an outlet on a circuit different from that to which the receiver is connected.
—Consult the dealer or an experienced radio/TV technician for help.

FCC Radiation Exposure statement:
This equipment complies with FCC radiation exposure limits set forth for an uncontrolled environment. This equipment should be installed and operated with minimum distance of 20 cm between the radiator and your body. This transmitter must not be co-located or operating in conjunction with any other antenna or transmitter.

ISED Notice

This device contains licence-exempt transmitter(s)/receiver(s) that comply with Innovation, Science and Economic Development Canada's licence-exempt RSS(s). Operation is subject to the following two conditions:
(1)This device may not cause interference.
(2)This device must accept any interference, including interference that may cause undesired operation of the device.
This Class B digital apparatus complies with Canadian ICES-003.
This device complies with RSS-247 of Industry Canada.
Operation is subject to the condition that this device does not cause harmful interference.
L'émetteur/récepteur exempt de licence contenu dans le présent appareil est conforme aux CNR d'Innovation, Sciences et Développement économique Canada applicables aux appareils radio exempts de licence. L'exploitation est autorisée aux deux conditions suivantes :
(1)L'appareil ne doit pas produire de brouillage;
(2)L'appareil doit accepter tout brouillage radioélectrique subi, même si le brouillage est susceptible d'en compromettre le fonctionnement.
Cet appareil numérique de la Classe B conforme à la norme NMB-003 du Canada.
Cet appareil est conforme à la norme RSS-247 d'Industrie Canada. Le fonctionnement est soumis à la condition que cet appareil ne provoque pas d'interférences nuisibles.

ISED Radiation Exposure Statement
This equipment complies with ISED radiation exposure limits set forth for an uncontrolled environment.
This equipment should be installed and operated with minimum distance of 20 cm between the radiator and your body.
This transmitter must not be co-located or operating in conjunction with any other antenna or transmitter.
Cet équipement est conforme aux limites d'exposition aux rayonnements de la ISED établies pour unenvironnement non contrôé.
Cet équipement doit être installé et fonctionner à au moins 20cm de distance d'un radiateur ou de votre corps.
Cet émetteur ne doit pas être co-localisé ou fonctionner en conjonction avec une autre antenne ou un autre émetteur.

SAR Warning

Under normal use of condition, this equipment should be kept a separation distance of at least 20cm between the antenna and the body of the user.

Dans des conditions normales d'utilisation, cet équipement doit être maintenu à une distance d'au moins 20 cm entre l'antenne et le corps de l'utilisateur.

WEEE Warning

WEEE Disposal and Recycling Information All products bearing this symbol are waste electrical and electronic equipment (WEEEas in directive 2012/19/EU) which should not be mixed with unsorted householdwaste. Instead, you should protect human health and the environment by handingover your waste equipment to a designated collection point for the recycling of waste electricaland electronic equipment, appointed by the government or local authorities. Correct disposaland recycling will help prevent potential negative consequences to the environment and human health. Please contact the installer or local authorities for more information about thelocation as well as terms and conditions of such collection points.

EU Declaration of Conformity

Hereby, Shenzhen Sonoff Technologies Co., Ltd. declares that the radio equipment type SNZB-02P is in compliance with Directive 2014/53/EU. The full text of the EU declaration of conformity is available at the following internet address:

https://sonoff.tech/usermanuals

Do not ingest battery, Chemical Burn Hazard.
This product contains a coin / button cell battery.
If the coin / button cell battery is swallowed, it can cause severe internal burns in just 2 hours and can lead to death.
Keep new and used batteries away from children.
If the battery compartment does not close securely, stop using the product and keep it away from children.
If you think batteries might have been swallowed or placed inside any part of the body, seek immediate medical attention.
Replacement of a battery with an incorrect type that can defeat a safeguard (for example, in the case of some lithium battery types).
Disposal of a battery into fire or a hot oven, or mechanically crushing or cutting of a battery, that can result in an explosion.
Leaving a battery in an extremely high temperature surrounding environment that can result in an explosion or the leakage of flammable liquid or gas.
A battery subjected to extremely low air pressure that may result in an explosion or the leakage of flammable liquid or gas.

Scatola	Manuale	Neto
PAP 21	PAP 22	EVA 1
Carta	Carta	Plastica
RACCOLTA DIFFERENZIATA		
Verifica le disposizioni del tuo Comune. Separa le componenti e conferiscile in modo corretto.		

For CE Frequency:
Operation frequency Range
Zigbee: 2405~2480MHz

RF output Power
Zigbee: :≤10dBm

Shenzhen Sonoff Technologies Co., Ltd.
3F & 6F, Bldg A, No. 663, Bulong Rd, Shenzhen, Guangdong, China
ZIP code: 518000 Website: sonoff.tech
MADE IN CHINA

22
PAP

FR
Cet appareil et sa batterie se recyclent
À DÉPOSER EN MAGASIN
OU
À DÉPOSER EN DÉCHÈTERIE
Points de collecte sur www.quefairedemesdechets.fr
Privilégiez la réparation ou le don de votre appareil !