WCB105E User Manual

Material: 80G Woodfree Paper
Print Process: 1C PRINTED
Pantone:

Black 6C

Front:

ubiolabs
Wireless Charging Pad
10W Fast Charge Qi Wireless Pad

Indicator LEDs

Power on - LED indicator illuminates for one second and then turns off to indicate power is on
Charging a device - LED indicator blinks green until device is removed
Fully charged device - LED indicator illuminates green until device is removed
Foreign object detection - LED indicator blinks amber until foreign object is removed

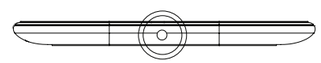

ubiolabs

Wireless Charging Pad

10W Fast Charge Qi Wireless Pad

Using The Wireless Pad

- Simply plug the wireless pad in with the included 9V wall charger
- The LED indicator will illuminate for one second and then turn off indicating power is on
- The LED indicator will blink amber if a foreign object is detected

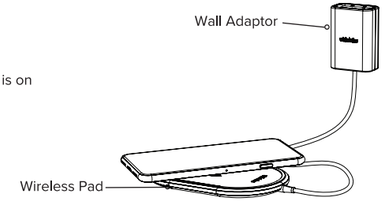

Features

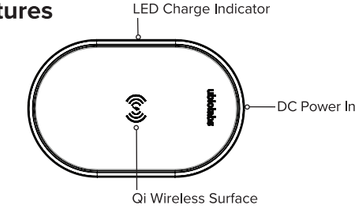

Technical Specifications

Model	AWC1056
Input	9V DC / 2 A
Output	10W Qi / 7.5W / 5W
USB Compatibility	Apple, Android, other devices with wireless charging
Battery Indicators	Green/amber LED indicator
Dimensions	5.39 x 3.43 x .41 inches
Weight	135g

Charging Your Device

- Place your device on the center of the wireless pad
- The LED indicator will blink green when your device is charging
- Your wireless pad is designed to provide optimal power delivery for your wireless device
  - 10W Qi certified fast charging for Samsung S9, S9+, S8, Note8
  - 7.5W Apple wireless charging for iPhone X, iPhone 8 Plus, iPhone 8
  - 5W charging for other compatible wireless charging devices

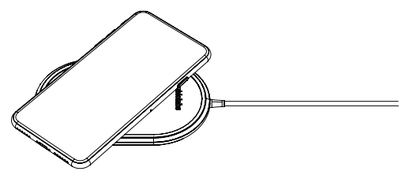

Important Safety Instructions

WARNING - When using this product, basic precautions should always be followed, including the following:
a) Read all manufacturers instructions before using this product.
b) To reduce the risk of injury, close supervision is necessary when the product is used near children.
c) Do not put fingers or hands into the product.
d) Do not expose wireless pad to moisture, rain, or snow.
e) Use of a power supply or charger not recommended or sold by wireless pad manufacturer may result in a risk of fire or injury to persons.
f) Do not use the wireless pad in excess of its output rating. Overloaded outputs above rating may result in a risk of fire or injury to persons.
g) Do not disassemble the wireless pad. Take it to a qualified service person when service or repairs are required. Incorrect reassembly may result in a risk of fire or injury to persons.
h) Do not expose the wireless pad to fire or excessive temperature. Exposure to fire or temperature above 122°F may cause explosion. The wireless pad's working temperature is ≤104°F.
i) Have service performed by a qualified repair person using only identical replacement parts. This will ensure that the safety of the product is maintained.

Warranty

At Ubio Labs we are dedicated to designing and manufacturing products with superior performance and 100% customer satisfaction. All of our products come with a 1 year limited warranty from date of purchase.

DO NOT RETURN TO THE STORE

Our customer service team is here to help.

WCB105E

www.ubiolabs.com
support@ubiolabs.com
1-866-642-4428 (Monday - Friday 9am - 5pm PST)

Ubio Labs, Inc. I 3006 Northup Way, Suite 101 Bellevue, WA 98004

FCC Regulatory Compliance
Note: This equipment has been tested and found to comply with the limits for a Class B digital device, pursuant to Part 15 of the FCC Rules. These limits are designed to provide reasonable protection against harmful interference in a residential installation. This equipment generates, uses and can radiate radio frequency energy and, if not installed and used in accordance with the instructions, may cause harmful interference to radio communications. However, there is no guarantee that interference will not occur in a particular installation.
If this equipment does cause harmful interference to radio or television reception, which can be determined by turning the equipment off and on, the user is encouraged to try to correct the interference by one or more of the following measures:
-- Reorient or relocate the receiving antenna.
-- Increase the separation between the equipment and receiver.
-- Connect the equipment into an outlet on a circuit different from that to which the receiver is connected.
-- Consult the dealer or an experienced radio/TV technician for help.
Warning: changes or modifications not expressly approved by the party responsible for compliance could void the user's authority to operate the equipment.
RF Exposure Compliance
This equipment complies with FCC radiation exposure limits set forth for an uncontrolled environment. This equipment should be installed and operated with minimum distance 20cm between the radiator and your body. This transmitter must not be co-located or operating in conjunction with any other antenna or transmitter.