3折页

73mm

83.429mm

Bluetooth Earphone

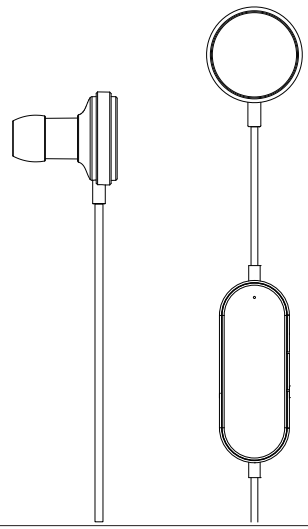

1.Select your size

Everyone's ears are different.Try all size of enhancers and ear tips to determine your correct fit.

Ear TIP:

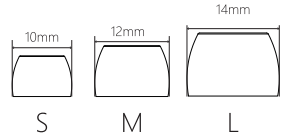

1.The correct size enhancer will fill the bowl of your ear and fit snugly against the edge of the bowl.

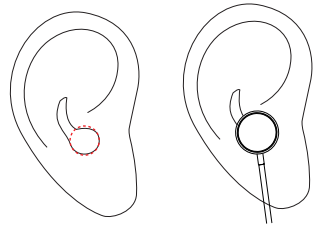

2.The correct size ear tip will comfortably provide sound isolation.

2.Attach enhancers

2.1 gently clip the ear tip onto the earphone.

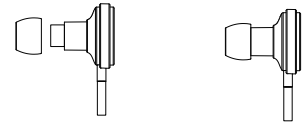

2.2The cord should be worn in back.

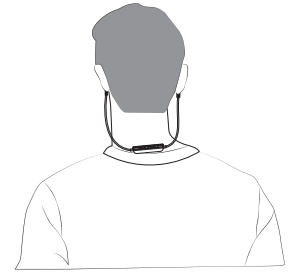

3.Function keys

3.1.Begin with the headphones powered off, and your Bluetooth audio device powered on and in search mode.

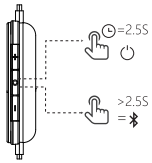

State	LED behaviors
Power on	
Power off	
Pairing mode	
Device connected	x2

3.2.Charging Port & Battery Status

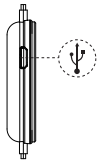

State	LED behaviors
Low battery	
Batteria auasi scarica	
Batteria in carica	

3.3.Music Control

State	LED behaviors
Power on	
Power off	

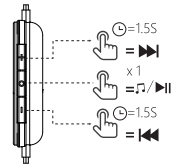

3.4.Phone Control

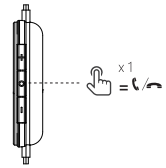

3.5.Volume Control

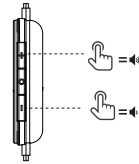

4.Box

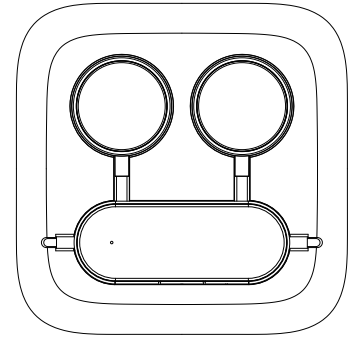

CE FC RoHS

FCC Statement

This equipment has been tested and found to comply with the limits for a Class B digital device, pursuant to part 15 of the FCC rules. These limits are designed to provide reasonable protection against harmful interference in a residential installation. This equipment generates, uses and can radiate radio frequency energy and, if not installed and used in accordance with the instructions, may cause harmful interference to radio communications. However, there is no guarantee that interference will not occur in a particular installation. If this equipment does cause harmful interference to radio or television reception, which can be determined by turning the equipment off and on, the user is encouraged to try to correct the interference by one or more of the following measures:

-Reorient or relocate the receiving antenna.

-Increase the separation between the equipment and receiver.

-Connect the equipment into an outlet on a circuit different from that to which the receiver is connected.

-Consult the dealer or an experienced radio/TV technician for help.

To assure continued compliance, any changes or modifications not expressly approved by the party.

Responsible for compliance could void the user’s authority to operate this equipment. (Example- use only shielded interface cables when connecting to computer or peripheral devices).

This equipment complies with Part 15 of the FCC Rules. Operation is subject to the following two conditions:

(1) This device may not cause harmful interference, and

(2) This device must accept any interference received, including interference that may cause undesired operation.

RF warning statement:

The device has been evaluated to meet general RF exposure requirement. The device can be used in portable exposure condition without restriction.