Plot 1#: WCDMA Band 2_Mid_Face Up

DUT: POC RADIO; Type: SR-400; Serial: CR22050038-SA-S1

Communication System: Generic WCDMA; Frequency: 1880 MHz;Duty Cycle: 1:1
Medium parameters used: f = 1880 MHz; σ = 1.405 S/m; ε_r = 39.825; ρ = 1000 kg/m^3
Phantom section: Flat Section

DASY5 Configuration:

- Probe: EX3DV4 - SN7522; ConvF(7.79, 7.79, 7.79) @ 1880 MHz; Calibrated: 2022/5/6
- Sensor-Surface: 1.4mm (Mechanical Surface Detection)
- Electronics: DAE4 Sn1354; Calibrated: 2021/9/1
- Phantom: Twin SAM; Type: Twin SAM V5.0; Serial: TP:1412
- Measurement SW: DASY52, Version 52.10 (2); SEMCAD X Version 14.6.12 (7470)

Area Scan (61x101x1): Interpolated grid: dx=1.500 mm, dy=1.500 mm
Maximum value of SAR (interpolated) = 0.408 W/kg

Zoom Scan (5x5x7)/Cube 0: Measurement grid: dx=8mm, dy=8mm, dz=5mm
Reference Value = 10.95 V/m; Power Drift = 0.13 dB
Peak SAR (extrapolated) = 0.477 W/kg
SAR(1 g) = 0.289 W/kg; SAR(10 g) = 0.181 W/kg
Maximum value of SAR (measured) = 0.405 W/kg

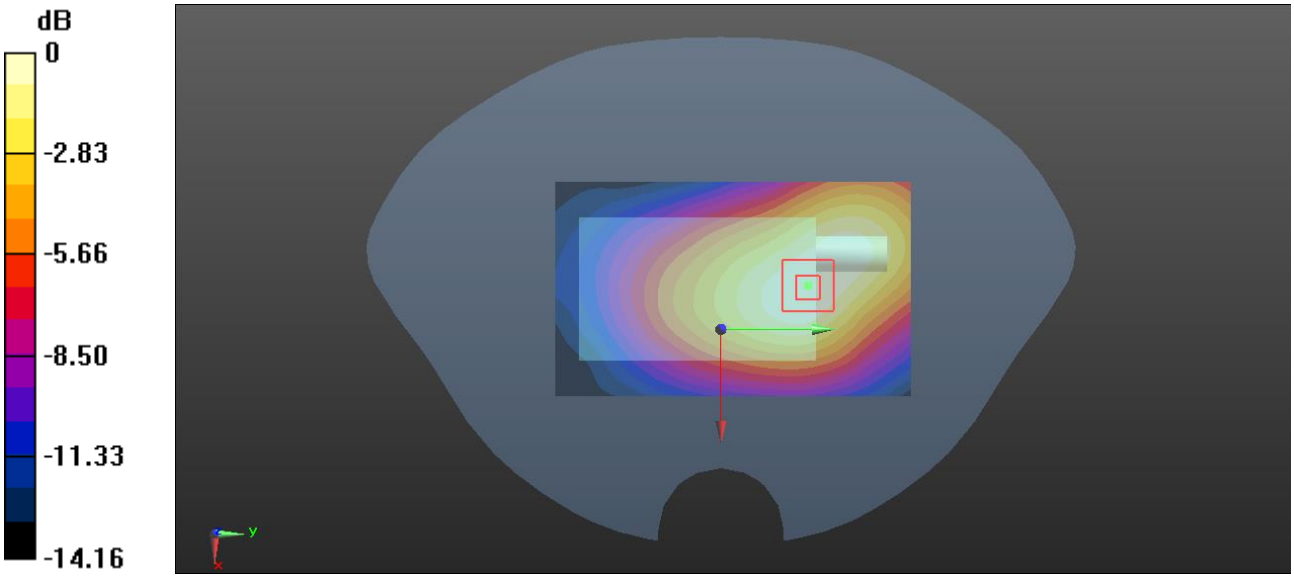

0 dB = 0.405 W/kg = -3.93 dBW/kg

Plot 2#: WCDMA Band 2_Mid_Body Back With Belt Clip

DUT: POC RADIO; Type: SR-400; Serial: CR22050038-SA-S1

Communication System: Generic WCDMA; Frequency: 1880 MHz;Duty Cycle: 1:1
Medium parameters used: f = 1880 MHz; σ = 1.405 S/m; ε_r = 39.825; ρ = 1000 kg/m^3
Phantom section: Flat Section

DASY5 Configuration:

- Probe: EX3DV4 - SN7522; ConvF(7.79, 7.79, 7.79) @ 1880 MHz; Calibrated: 2022/5/6
- Sensor-Surface: 1.4mm (Mechanical Surface Detection)
- Electronics: DAE4 Sn1354; Calibrated: 2021/9/1
- Phantom: Twin SAM; Type: Twin SAM V5.0; Serial: TP:1412
- Measurement SW: DASY52, Version 52.10 (2); SEMCAD X Version 14.6.12 (7470)

Area Scan (61x101x1): Interpolated grid: dx=1.500 mm, dy=1.500 mm
Maximum value of SAR (interpolated) = 0.358 W/kg

Zoom Scan (5x5x7)/Cube 0: Measurement grid: dx=8mm, dy=8mm, dz=5mm
Reference Value = 12.00 V/m; Power Drift = 0.08 dB
Peak SAR (extrapolated) = 0.425 W/kg
SAR(1 g) = 0.248 W/kg; SAR(10 g) = 0.151 W/kg
Maximum value of SAR (measured) = 0.359 W/kg

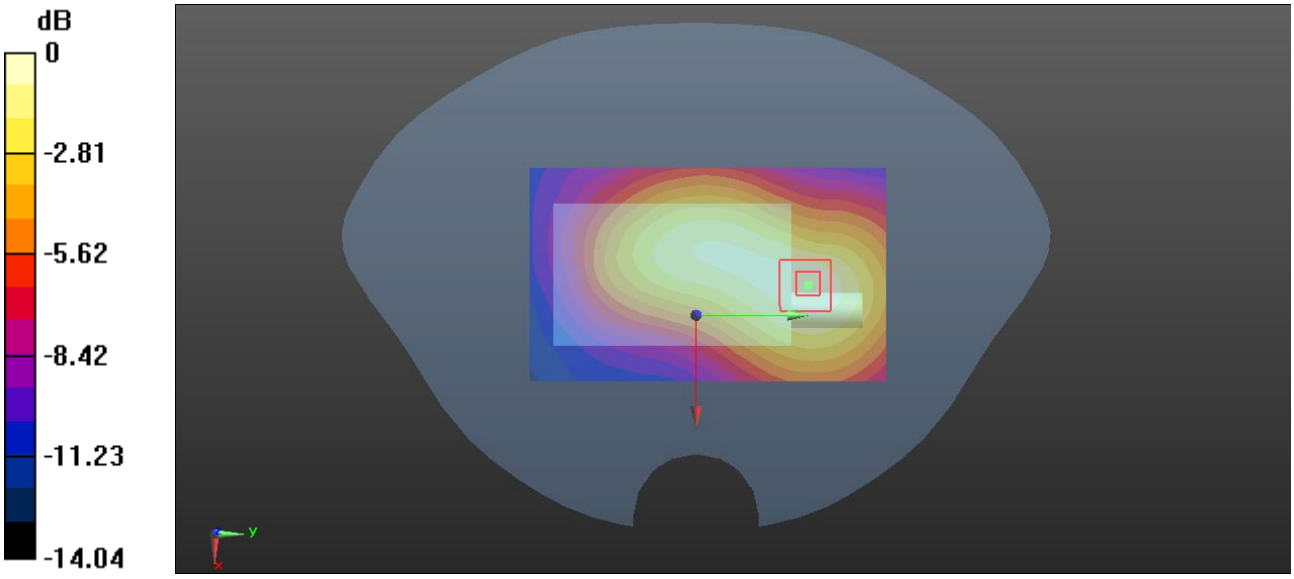

0 dB = 0.359 W/kg = -4.45 dBW/kg

Plot 3#: WCDMA Band 4_Mid_Face Up

DUT: POC RADIO; Type: SR-400; Serial: CR22050038-SA-S1

Communication System: Generic WCDMA; Frequency: 1732.6 MHz;Duty Cycle: 1:1
Medium parameters used: f = 1732.6 MHz; σ = 1.369 S/m; ε_r = 41.326; ρ = 1000 kg/m^3
Phantom section: Flat Section

DASY5 Configuration:

- Probe: EX3DV4 - SN7522; ConvF(8.1, 8.1, 8.1) @ 1732.6 MHz; Calibrated: 2022/5/6
- Sensor-Surface: 1.4mm (Mechanical Surface Detection)
- Electronics: DAE4 Sn1354; Calibrated: 2021/9/1
- Phantom: Twin SAM; Type: Twin SAM V5.0; Serial: TP:1412
- Measurement SW: DASY52, Version 52.10 (2); SEMCAD X Version 14.6.12 (7470)

Area Scan (61x101x1): Interpolated grid: dx=1.500 mm, dy=1.500 mm
Maximum value of SAR (interpolated) = 0.662 W/kg

Zoom Scan (5x5x7)/Cube 0: Measurement grid: dx=8mm, dy=8mm, dz=5mm
Reference Value = 10.20 V/m; Power Drift = -0.11 dB
Peak SAR (extrapolated) = 0.775 W/kg
SAR(1 g) = 0.484 W/kg; SAR(10 g) = 0.304 W/kg
Maximum value of SAR (measured) = 0.670 W/kg

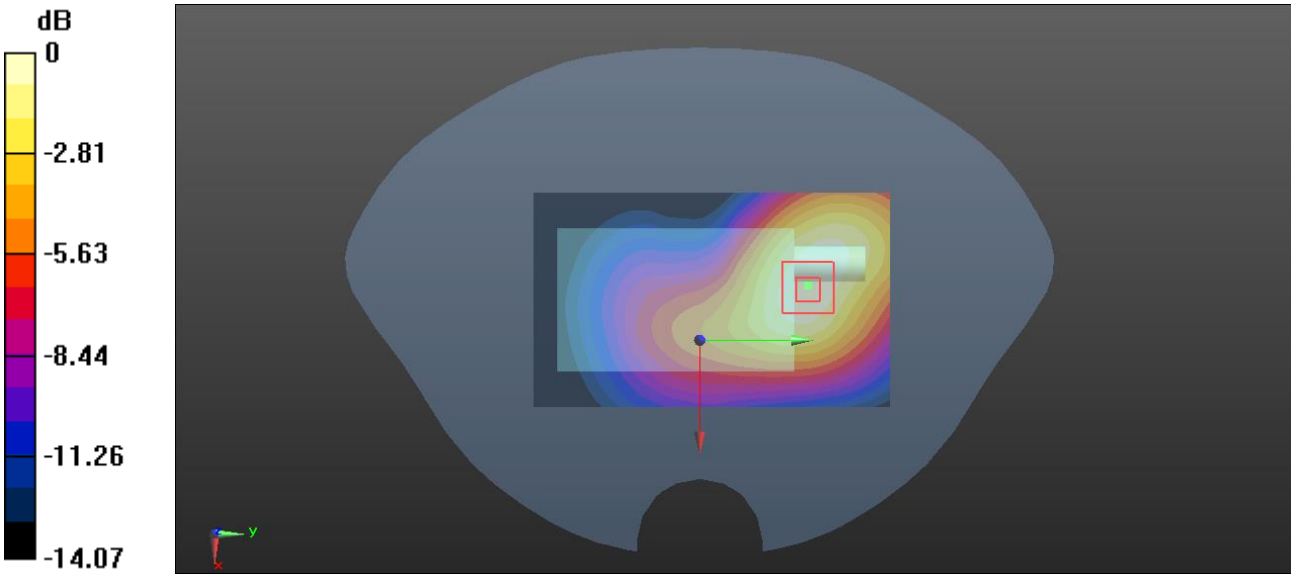

0 dB = 0.670 W/kg = -1.74 dBW/kg

Plot 4#: WCDMA Band 4_Mid_Body Back With Belt Clip

DUT: POC RADIO; Type: SR-400; Serial: CR22050038-SA-S1

Communication System: Generic WCDMA; Frequency: 1732.6 MHz;Duty Cycle: 1:1
Medium parameters used: f = 1732.6 MHz; σ = 1.369 S/m; ε_r = 41.326; ρ = 1000 kg/m^3
Phantom section: Flat Section

DASY5 Configuration:

- Probe: EX3DV4 - SN7522; ConvF(8.1, 8.1, 8.1) @ 1732.6 MHz; Calibrated: 2022/5/6
- Sensor-Surface: 1.4mm (Mechanical Surface Detection)
- Electronics: DAE4 Sn1354; Calibrated: 2021/9/1
- Phantom: Twin SAM; Type: Twin SAM V5.0; Serial: TP:1412
- Measurement SW: DASY52, Version 52.10 (2); SEMCAD X Version 14.6.12 (7470)

Area Scan (61x101x1): Interpolated grid: dx=1.500 mm, dy=1.500 mm
Maximum value of SAR (interpolated) = 0.320 W/kg

Zoom Scan (5x5x7)/Cube 0: Measurement grid: dx=8mm, dy=8mm, dz=5mm
Reference Value = 11.32 V/m; Power Drift = -0.01 dB
Peak SAR (extrapolated) = 0.378 W/kg
SAR(1 g) = 0.229 W/kg; SAR(10 g) = 0.145 W/kg
Maximum value of SAR (measured) = 0.314 W/kg

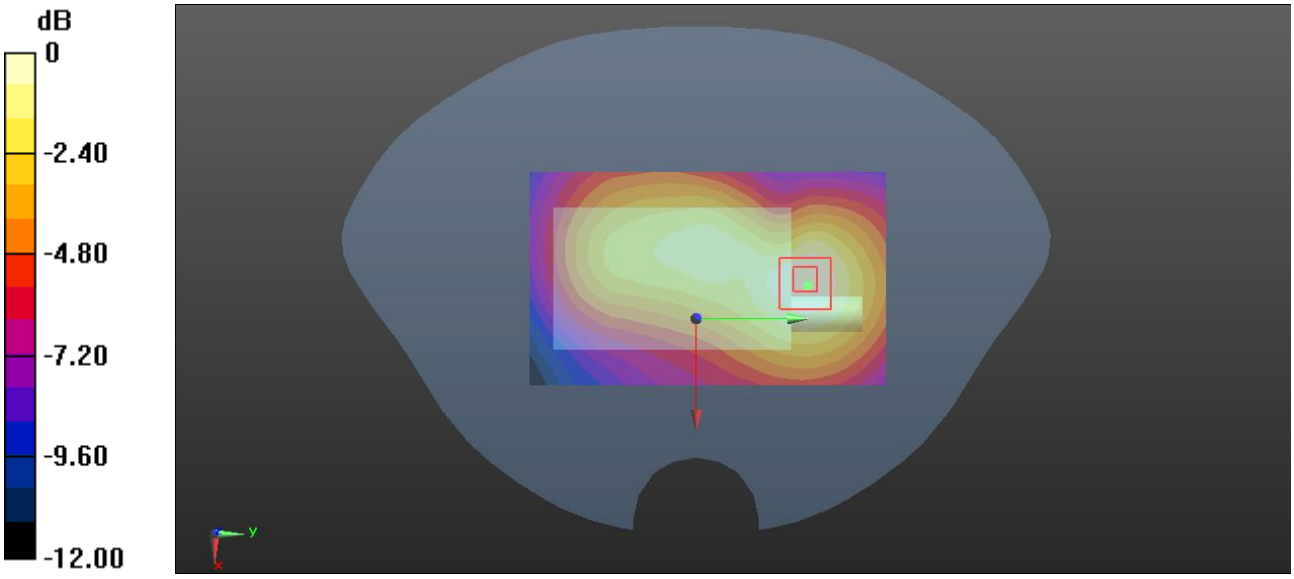

0 dB = 0.314 W/kg = -5.03 dBW/kg

Plot 5#: WCDMA Band 5_Mid_Face Up

DUT: POC RADIO; Type: SR-400; Serial: CR22050038-SA-S1

Communication System: Generic WCDMA; Frequency: 836.6 MHz;Duty Cycle: 1:1
Medium parameters used: f = 836.6 MHz; σ = 0.941 S/m; ε_r = 41.762; ρ = 1000 kg/m^3
Phantom section: Flat Section

DASY5 Configuration:

- Probe: EX3DV4 - SN7522; ConvF(9.7, 9.7, 9.7) @ 836.6 MHz; Calibrated: 2022/5/6
- Sensor-Surface: 1.4mm (Mechanical Surface Detection)
- Electronics: DAE4 Sn1354; Calibrated: 2021/9/1
- Phantom: Twin SAM; Type: Twin SAM V5.0; Serial: TP:1412
- Measurement SW: DASY52, Version 52.10 (2); SEMCAD X Version 14.6.12 (7470)

Area Scan (61x101x1): Interpolated grid: dx=1.500 mm, dy=1.500 mm
Maximum value of SAR (interpolated) = 0.805 W/kg

Zoom Scan (5x5x7)/Cube 0: Measurement grid: dx=8mm, dy=8mm, dz=5mm
Reference Value = 25.78 V/m; Power Drift = 0.02 dB
Peak SAR (extrapolated) = 0.897 W/kg
SAR(1 g) = 0.669 W/kg; SAR(10 g) = 0.512 W/kg
Maximum value of SAR (measured) = 0.815 W/kg

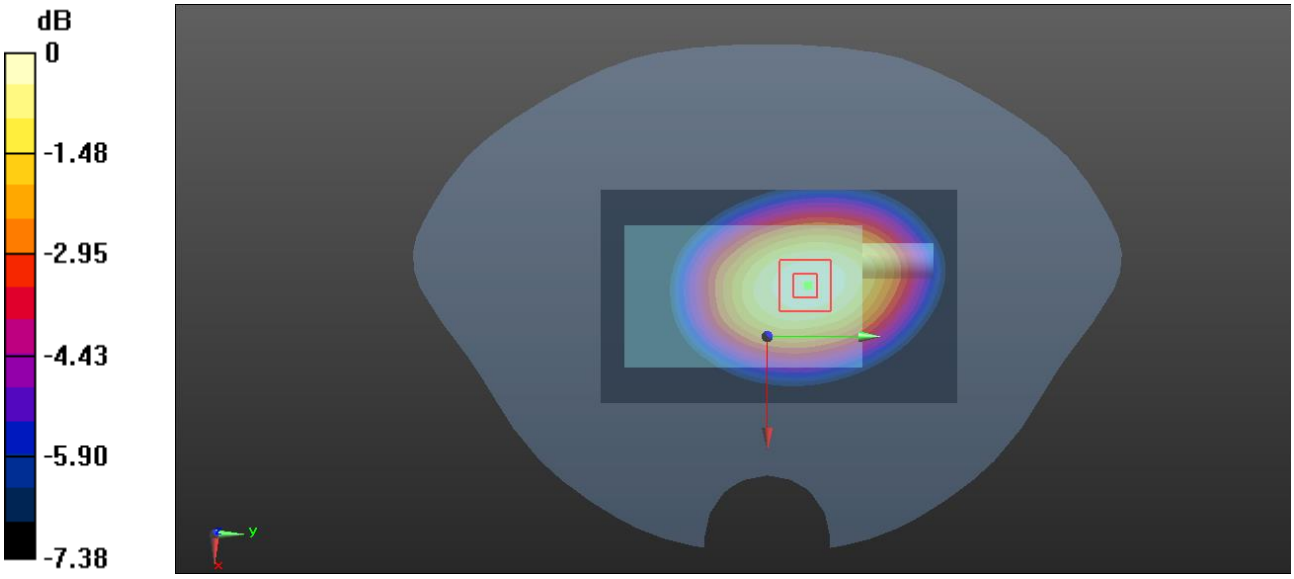

0 dB = 0.815 W/kg = -0.89 dBW/kg

Plot 6#: WCDMA Band 5_Mid_Body Back With Belt Clip

DUT: POC RADIO; Type: SR-400; Serial: CR22050038-SA-S1

Communication System: Generic WCDMA; Frequency: 836.6 MHz;Duty Cycle: 1:1
Medium parameters used: f = 836.6 MHz; σ = 0.941 S/m; ε_r = 41.762; ρ = 1000 kg/m^3
Phantom section: Flat Section

DASY5 Configuration:

- Probe: EX3DV4 - SN7522; ConvF(9.7, 9.7, 9.7) @ 836.6 MHz; Calibrated: 2022/5/6
- Sensor-Surface: 1.4mm (Mechanical Surface Detection)
- Electronics: DAE4 Sn1354; Calibrated: 2021/9/1
- Phantom: Twin SAM; Type: Twin SAM V5.0; Serial: TP:1412
- Measurement SW: DASY52, Version 52.10 (2); SEMCAD X Version 14.6.12 (7470)

Area Scan (61x101x1): Interpolated grid: dx=1.500 mm, dy=1.500 mm
Maximum value of SAR (interpolated) = 0.580 W/kg

Zoom Scan (5x5x7)/Cube 0: Measurement grid: dx=8mm, dy=8mm, dz=5mm
Reference Value = 21.81 V/m; Power Drift = 0.01 dB
Peak SAR (extrapolated) = 0.627 W/kg
SAR(1 g) = 0.476 W/kg; SAR(10 g) = 0.370 W/kg
Maximum value of SAR (measured) = 0.574 W/kg

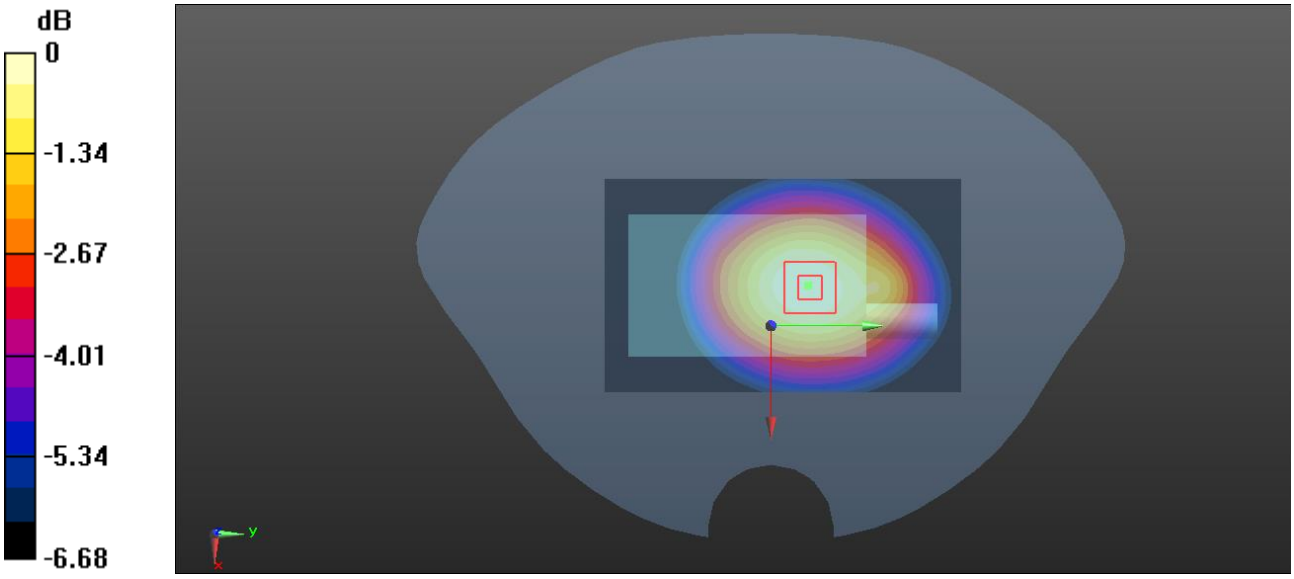

0 dB = 0.574 W/kg = -2.41 dBW/kg

Plot 7#: LTE Band 2_1RB_Mid_Face Up

DUT: POC RADIO; Type: SR-400; Serial: CR22050038-SA-S1

Communication System: Generic FDD-LTE; Frequency: 1880 MHz;Duty Cycle: 1:1
Medium parameters used: f = 1880 MHz; σ = 1.405 S/m; ε_r = 39.825; ρ = 1000 kg/m^3
Phantom section: Flat Section

DASY5 Configuration:

- Probe: EX3DV4 - SN7522; ConvF(7.79, 7.79, 7.79) @ 1880 MHz; Calibrated: 2022/5/6
- Sensor-Surface: 1.4mm (Mechanical Surface Detection)
- Electronics: DAE4 Sn1354; Calibrated: 2021/9/1
- Phantom: Twin SAM; Type: Twin SAM V5.0; Serial: TP:1412
- Measurement SW: DASY52, Version 52.10 (2); SEMCAD X Version 14.6.12 (7470)

Area Scan (61x101x1): Interpolated grid: dx=1.500 mm, dy=1.500 mm
Maximum value of SAR (interpolated) = 0.630 W/kg

Zoom Scan (5x5x7)/Cube 0: Measurement grid: dx=8mm, dy=8mm, dz=5mm
Reference Value = 14.61 V/m; Power Drift = -0.11 dB
Peak SAR (extrapolated) = 0.742 W/kg
SAR(1 g) = 0.440 W/kg; SAR(10 g) = 0.269 W/kg
Maximum value of SAR (measured) = 0.628 W/kg

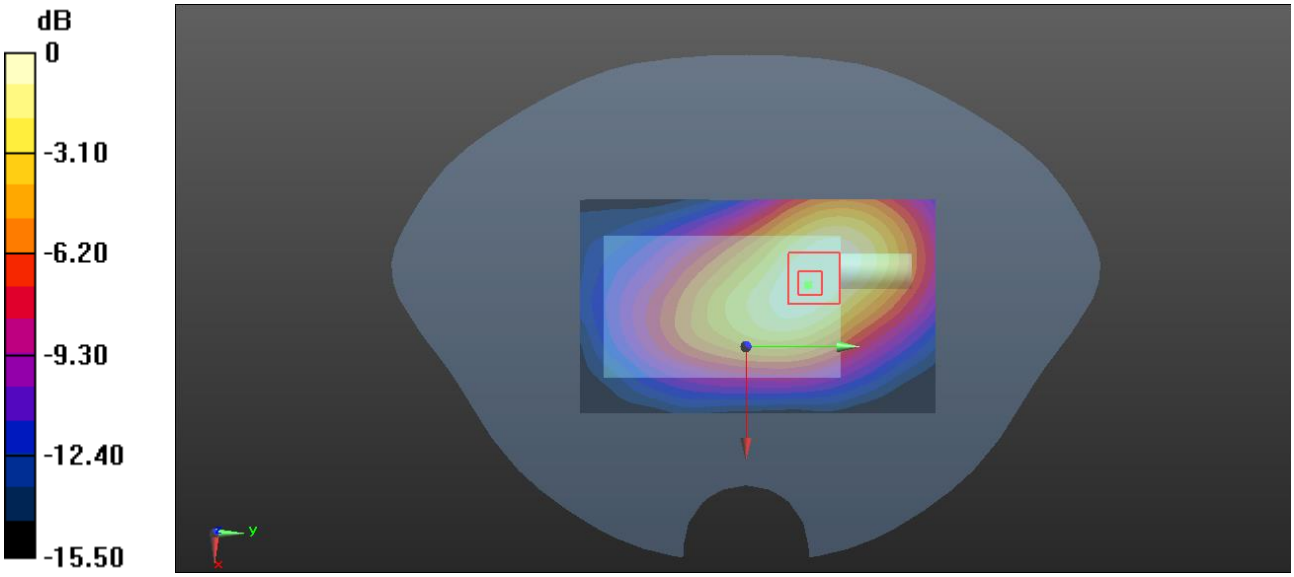

0 dB = 0.628 W/kg = -2.02 dBW/kg

Plot 8#: LTE Band 2_50%RB_Mid_Face Up

DUT: POC RADIO; Type: SR-400; Serial: CR22050038-SA-S1

Communication System: Generic FDD-LTE; Frequency: 1880 MHz;Duty Cycle: 1:1
Medium parameters used: f = 1880 MHz; σ = 1.405 S/m; ε_r = 39.825; ρ = 1000 kg/m^3
Phantom section: Flat Section

DASY5 Configuration:

- Probe: EX3DV4 - SN7522; ConvF(7.79, 7.79, 7.79) @ 1880 MHz; Calibrated: 2022/5/6
- Sensor-Surface: 1.4mm (Mechanical Surface Detection)
- Electronics: DAE4 Sn1354; Calibrated: 2021/9/1
- Phantom: Twin SAM; Type: Twin SAM V5.0; Serial: TP:1412
- Measurement SW: DASY52, Version 52.10 (2); SEMCAD X Version 14.6.12 (7470)

Area Scan (61x101x1): Interpolated grid: dx=1.500 mm, dy=1.500 mm
Maximum value of SAR (interpolated) = 0.452 W/kg

Zoom Scan (5x5x7)/Cube 0: Measurement grid: dx=8mm, dy=8mm, dz=5mm
Reference Value = 10.57 V/m; Power Drift = -0.09 dB
Peak SAR (extrapolated) = 0.524 W/kg
SAR(1 g) = 0.318 W/kg; SAR(10 g) = 0.195 W/kg
Maximum value of SAR (measured) = 0.450 W/kg

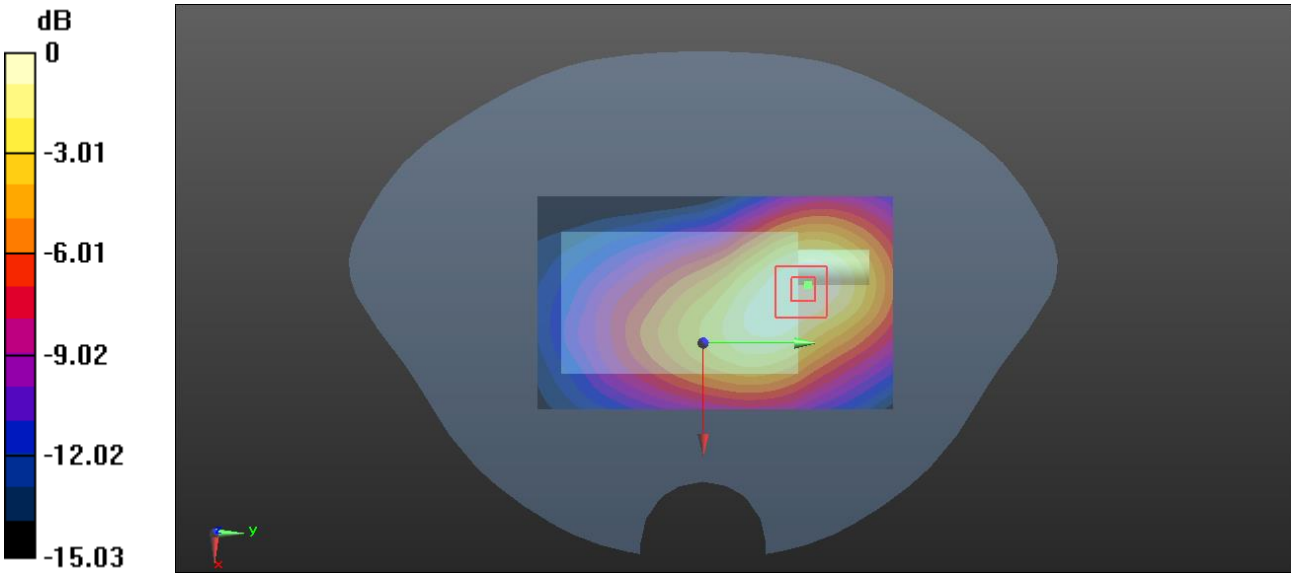

0 dB = 0.450 W/kg = -3.47 dBW/kg

Plot 9#: LTE Band 2_1RB_Mid_Body Back With Belt Clip

DUT: POC RADIO; Type: SR-400; Serial: CR22050038-SA-S1

Communication System: Generic FDD-LTE; Frequency: 1880 MHz;Duty Cycle: 1:1
Medium parameters used: f = 1880 MHz; σ = 1.405 S/m; ε_r = 39.825; ρ = 1000 kg/m^3
Phantom section: Flat Section

DASY5 Configuration:

- Probe: EX3DV4 - SN7522; ConvF(7.79, 7.79, 7.79) @ 1880 MHz; Calibrated: 2022/5/6
- Sensor-Surface: 1.4mm (Mechanical Surface Detection)
- Electronics: DAE4 Sn1354; Calibrated: 2021/9/1
- Phantom: Twin SAM; Type: Twin SAM V5.0; Serial: TP:1412
- Measurement SW: DASY52, Version 52.10 (2); SEMCAD X Version 14.6.12 (7470)

Area Scan (61x101x1): Interpolated grid: dx=1.500 mm, dy=1.500 mm
Maximum value of SAR (interpolated) = 0.289 W/kg

Zoom Scan (5x5x7)/Cube 0: Measurement grid: dx=8mm, dy=8mm, dz=5mm
Reference Value = 11.66 V/m; Power Drift = -0.09 dB
Peak SAR (extrapolated) = 0.328 W/kg
SAR(1 g) = 0.187 W/kg; SAR(10 g) = 0.109 W/kg
Maximum value of SAR (measured) = 0.273 W/kg

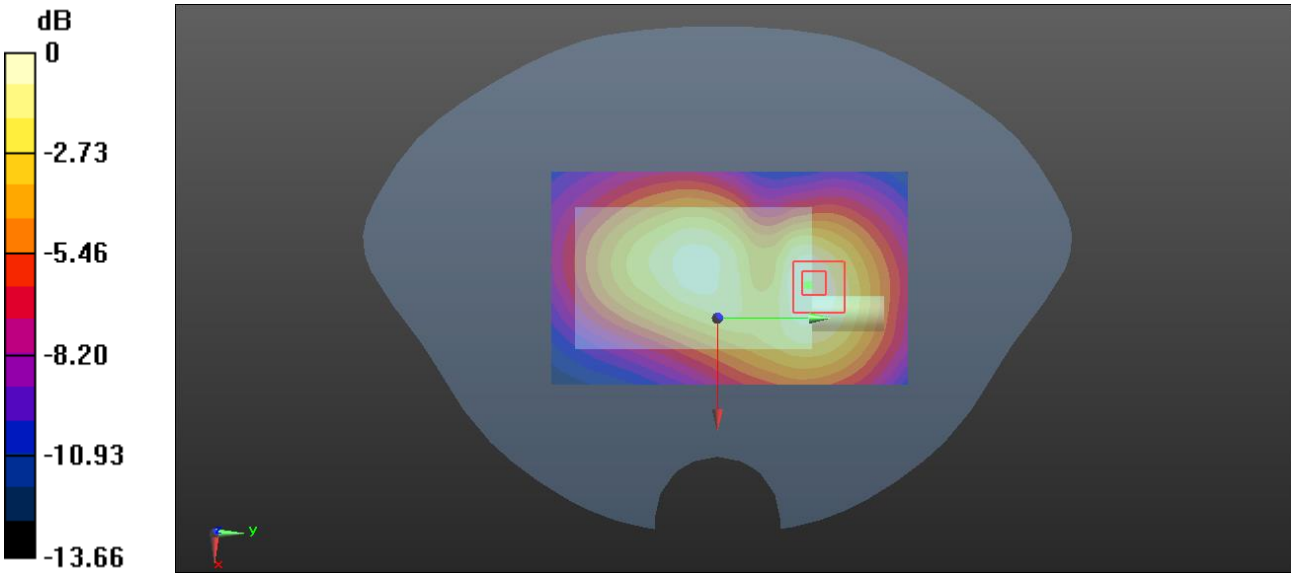

0 dB = 0.273 W/kg = -5.64 dBW/kg

Plot 10#: LTE Band 2_50%RB_Mid_Body Back With Belt Clip

DUT: POC RADIO; Type: SR-400; Serial: CR22050038-SA-S1

Communication System: Generic FDD-LTE; Frequency: 1880 MHz;Duty Cycle: 1:1
Medium parameters used: f = 1880 MHz; σ = 1.405 S/m; ε_r = 39.825; ρ = 1000 kg/m^3
Phantom section: Flat Section

DASY5 Configuration:

- Probe: EX3DV4 - SN7522; ConvF(7.79, 7.79, 7.79) @ 1880 MHz; Calibrated: 2022/5/6
- Sensor-Surface: 1.4mm (Mechanical Surface Detection)
- Electronics: DAE4 Sn1354; Calibrated: 2021/9/1
- Phantom: Twin SAM; Type: Twin SAM V5.0; Serial: TP:1412
- Measurement SW: DASY52, Version 52.10 (2); SEMCAD X Version 14.6.12 (7470)

Area Scan (61x101x1): Interpolated grid: dx=1.500 mm, dy=1.500 mm
Maximum value of SAR (interpolated) = 0.271 W/kg

Zoom Scan (5x5x7)/Cube 0: Measurement grid: dx=8mm, dy=8mm, dz=5mm
Reference Value = 11.13 V/m; Power Drift = -0.06 dB
Peak SAR (extrapolated) = 0.315 W/kg
SAR(1 g) = 0.179 W/kg; SAR(10 g) = 0.106 W/kg
Maximum value of SAR (measured) = 0.264 W/kg

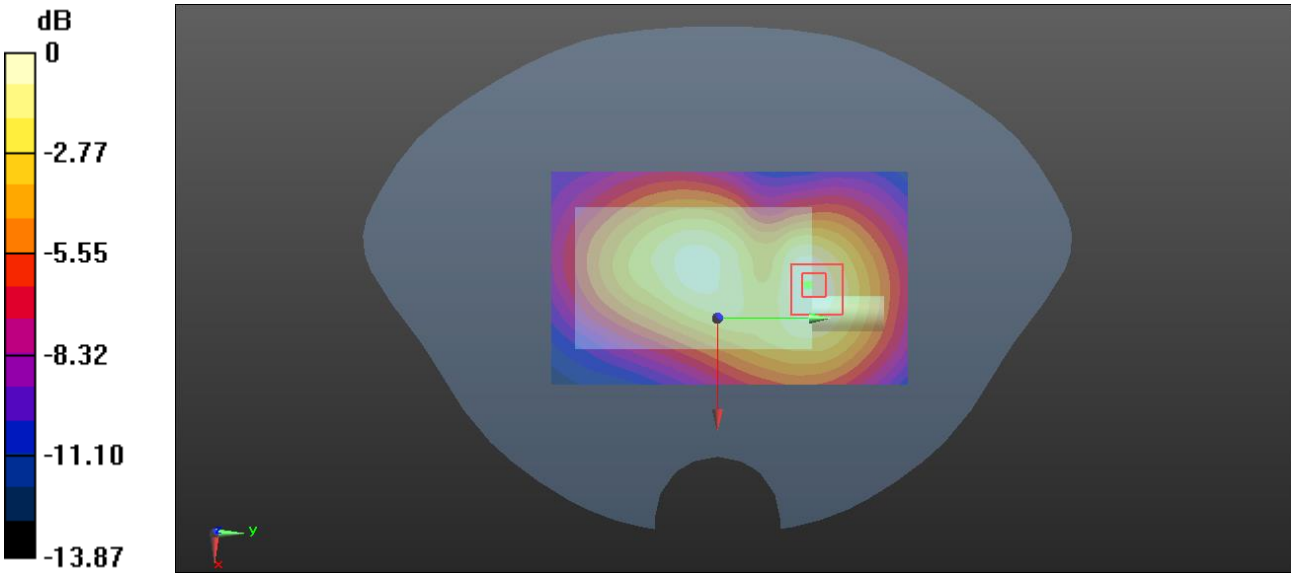

0 dB = 0.264 W/kg = -5.78 dBW/kg

Plot 11#: LTE Band 5_1RB_Mid_Face Up

DUT: POC RADIO; Type: SR-400; Serial: CR22050038-SA-S2

Communication System: Generic FDD-LTE; Frequency: 836.5 MHz;Duty Cycle: 1:1
Medium parameters used: f = 836.5 MHz; σ = 0.94 S/m; ε_r = 41.768; ρ = 1000 kg/m^3
Phantom section: Flat Section

DASY5 Configuration:

- Probe: EX3DV4 - SN7522; ConvF(9.7, 9.7, 9.7) @ 836.5 MHz; Calibrated: 2022/5/6
- Sensor-Surface: 1.4mm (Mechanical Surface Detection)
- Electronics: DAE4 Sn1354; Calibrated: 2021/9/1
- Phantom: Twin SAM; Type: Twin SAM V5.0; Serial: TP:1412
- Measurement SW: DASY52, Version 52.10 (2); SEMCAD X Version 14.6.12 (7470)

Area Scan (61x101x1): Interpolated grid: dx=1.500 mm, dy=1.500 mm
Maximum value of SAR (interpolated) = 0.757 W/kg

Zoom Scan (5x5x7)/Cube 0: Measurement grid: dx=8mm, dy=8mm, dz=5mm
Reference Value = 25.26 V/m; Power Drift = 0.04 dB
Peak SAR (extrapolated) = 0.814 W/kg
SAR(1 g) = 0.615 W/kg; SAR(10 g) = 0.472 W/kg
Maximum value of SAR (measured) = 0.741 W/kg

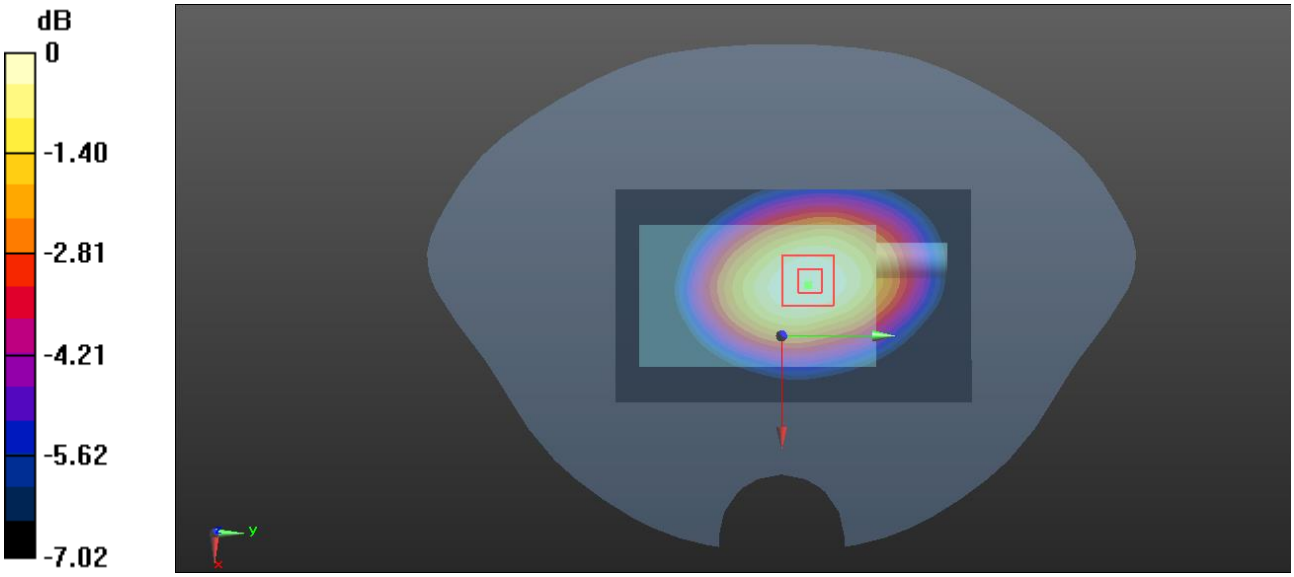

0 dB = 0.741 W/kg = -1.30 dBW/kg

Plot 12#: LTE Band 5_50%RB_Mid_Face Up

DUT: POC RADIO; Type: SR-400; Serial: CR22050038-SA-S2

Communication System: Generic FDD-LTE; Frequency: 836.5 MHz;Duty Cycle: 1:1
Medium parameters used: f = 836.5 MHz; σ = 0.94 S/m; ε_r = 41.768; ρ = 1000 kg/m^3
Phantom section: Flat Section

DASY5 Configuration:

- Probe: EX3DV4 - SN7522; ConvF(9.7, 9.7, 9.7) @ 836.5 MHz; Calibrated: 2022/5/6
- Sensor-Surface: 1.4mm (Mechanical Surface Detection)
- Electronics: DAE4 Sn1354; Calibrated: 2021/9/1
- Phantom: Twin SAM; Type: Twin SAM V5.0; Serial: TP:1412
- Measurement SW: DASY52, Version 52.10 (2); SEMCAD X Version 14.6.12 (7470)

Area Scan (61x101x1): Interpolated grid: dx=1.500 mm, dy=1.500 mm
Maximum value of SAR (interpolated) = 0.577 W/kg

Zoom Scan (5x5x7)/Cube 0: Measurement grid: dx=8mm, dy=8mm, dz=5mm
Reference Value = 22.37 V/m; Power Drift = -0.03 dB
Peak SAR (extrapolated) = 0.610 W/kg
SAR(1 g) = 0.471 W/kg; SAR(10 g) = 0.365 W/kg
Maximum value of SAR (measured) = 0.559 W/kg

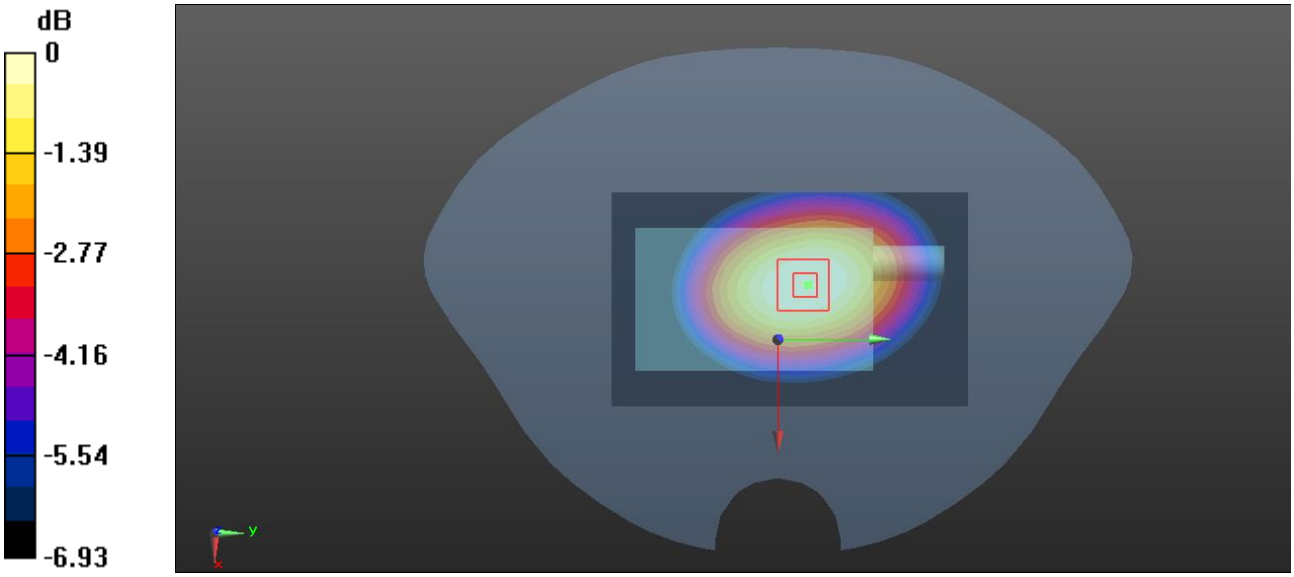

0 dB = 0.559 W/kg = -2.53 dBW/kg

Plot 13#: LTE Band 5_1RB_Mid_Body Back With Belt Clip

DUT: POC RADIO; Type: SR-400; Serial: CR22050038-SA-S2

Communication System: Generic FDD-LTE; Frequency: 836.5 MHz;Duty Cycle: 1:1
Medium parameters used: f = 836.5 MHz; σ = 0.94 S/m; ε_r = 41.768; ρ = 1000 kg/m^3
Phantom section: Flat Section

DASY5 Configuration:

- Probe: EX3DV4 - SN7522; ConvF(9.7, 9.7, 9.7) @ 836.5 MHz; Calibrated: 2022/5/6
- Sensor-Surface: 1.4mm (Mechanical Surface Detection)
- Electronics: DAE4 Sn1354; Calibrated: 2021/9/1
- Phantom: Twin SAM; Type: Twin SAM V5.0; Serial: TP:1412
- Measurement SW: DASY52, Version 52.10 (2); SEMCAD X Version 14.6.12 (7470)

Area Scan (61x101x1): Interpolated grid: dx=1.500 mm, dy=1.500 mm
Maximum value of SAR (interpolated) = 0.429 W/kg

Zoom Scan (5x5x7)/Cube 0: Measurement grid: dx=8mm, dy=8mm, dz=5mm
Reference Value = 18.34 V/m; Power Drift = 0.04 dB
Peak SAR (extrapolated) = 0.499 W/kg
SAR(1 g) = 0.387 W/kg; SAR(10 g) = 0.298 W/kg
Maximum value of SAR (measured) = 0.460 W/kg

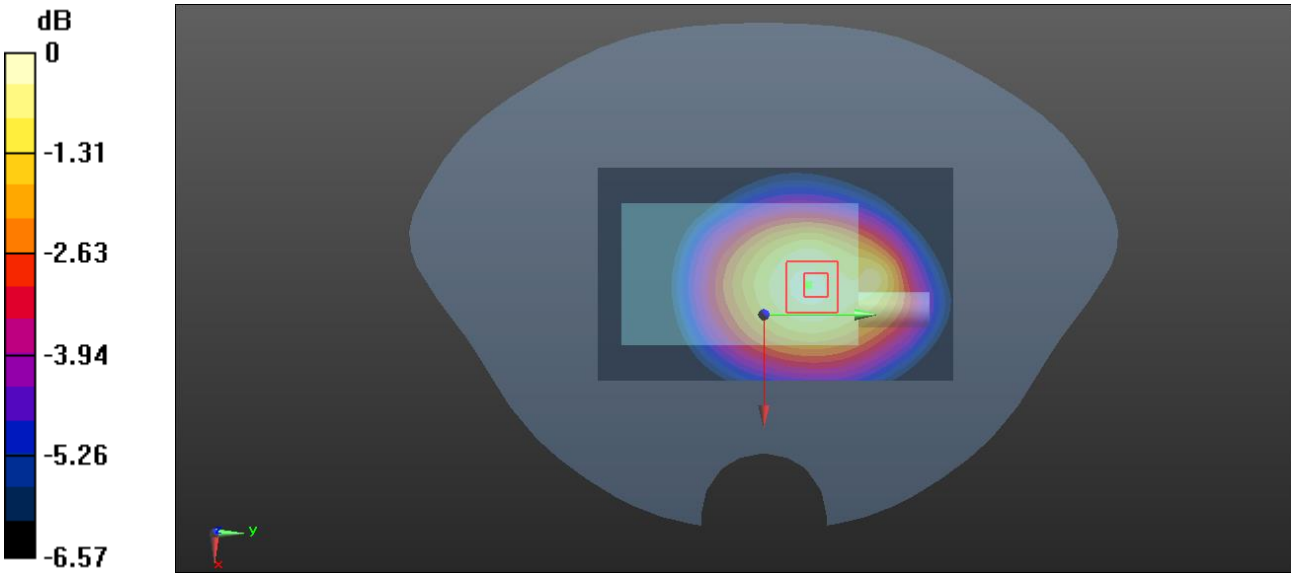

0 dB = 0.460 W/kg = -3.37 dBW/kg

Plot 14#: LTE Band 5_50%RB_Mid_Body Back With Belt Clip

DUT: POC RADIO; Type: SR-400; Serial: CR22050038-SA-S2

Communication System: Generic FDD-LTE; Frequency: 836.5 MHz;Duty Cycle: 1:1
Medium parameters used: f = 836.5 MHz; σ = 0.94 S/m; ε_r = 41.768; ρ = 1000 kg/m^3
Phantom section: Flat Section

DASY5 Configuration:

- Probe: EX3DV4 - SN7522; ConvF(9.7, 9.7, 9.7) @ 836.5 MHz; Calibrated: 2022/5/6
- Sensor-Surface: 1.4mm (Mechanical Surface Detection)
- Electronics: DAE4 Sn1354; Calibrated: 2021/9/1
- Phantom: Twin SAM; Type: Twin SAM V5.0; Serial: TP:1412
- Measurement SW: DASY52, Version 52.10 (2); SEMCAD X Version 14.6.12 (7470)

Area Scan (61x101x1): Interpolated grid: dx=1.500 mm, dy=1.500 mm
Maximum value of SAR (interpolated) = 0.351 W/kg

Zoom Scan (5x5x7)/Cube 0: Measurement grid: dx=8mm, dy=8mm, dz=5mm
Reference Value = 16.78 V/m; Power Drift = -0.08 dB
Peak SAR (extrapolated) = 0.382 W/kg
SAR(1 g) = 0.296 W/kg; SAR(10 g) = 0.233 W/kg
Maximum value of SAR (measured) = 0.350 W/kg

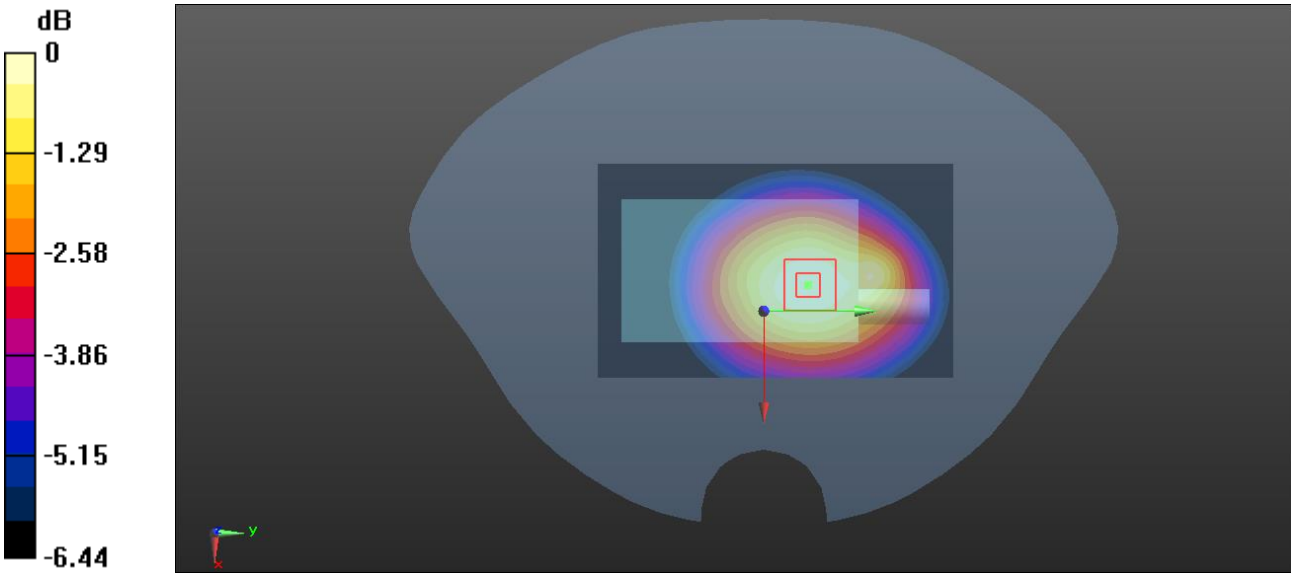

0 dB = 0.350 W/kg = -4.56 dBW/kg

Plot 15#: LTE Band 12_1RB_Mid_Face Up

DUT: POC RADIO; Type: SR-400; Serial: CR22050038-SA-S3

Communication System: Generic FDD-LTE; Frequency: 707.5 MHz;Duty Cycle: 1:1
Medium parameters used: f = 707.5 MHz; σ = 0.886 S/m; ε_r = 42.505; ρ = 1000 kg/m^3
Phantom section: Flat Section

DASY5 Configuration:

- Probe: EX3DV4 - SN7522; ConvF(9.7, 9.7, 9.7) @ 707.5 MHz; Calibrated: 2022/5/6
- Sensor-Surface: 1.4mm (Mechanical Surface Detection)
- Electronics: DAE4 Sn1354; Calibrated: 2021/9/1
- Phantom: Twin SAM; Type: Twin SAM V5.0; Serial: TP:1412
- Measurement SW: DASY52, Version 52.10 (2); SEMCAD X Version 14.6.12 (7470)

Area Scan (61x101x1): Interpolated grid: dx=1.500 mm, dy=1.500 mm
Maximum value of SAR (interpolated) = 0.195 W/kg

Zoom Scan (5x5x7)/Cube 0: Measurement grid: dx=8mm, dy=8mm, dz=5mm
Reference Value = 12.86 V/m; Power Drift = -0.09 dB
Peak SAR (extrapolated) = 0.202 W/kg
SAR(1 g) = 0.149 W/kg; SAR(10 g) = 0.113 W/kg
Maximum value of SAR (measured) = 0.183 W/kg

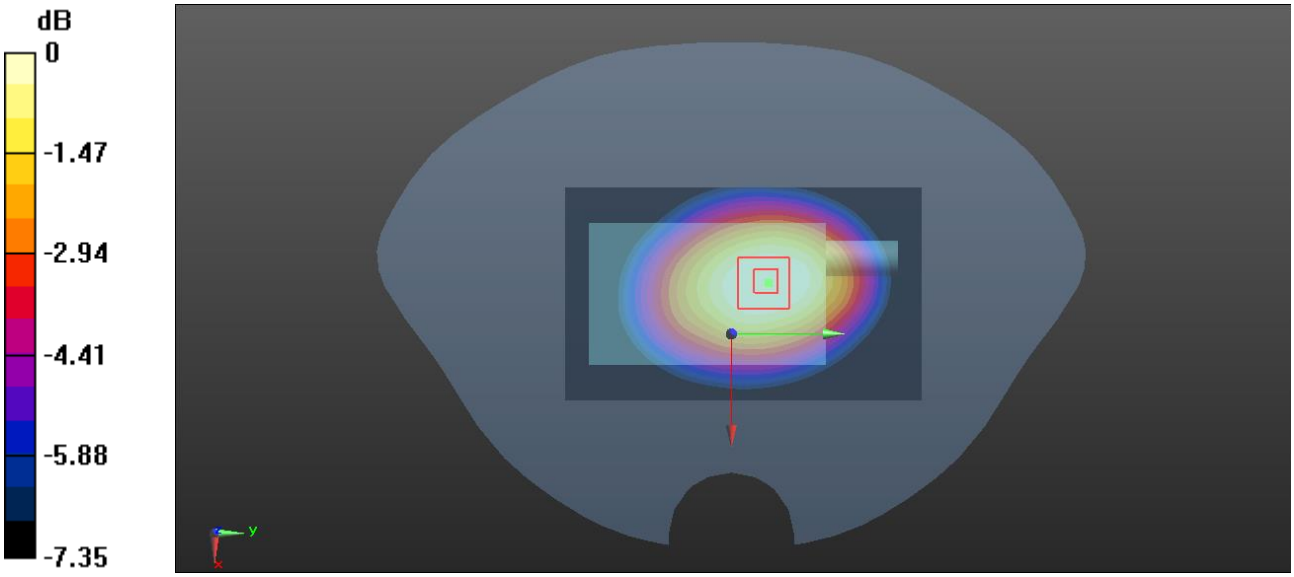

0 dB = 0.183 W/kg = -7.38 dBW/kg

Plot 16#: LTE Band 12_50%RB_Mid_Face Up

DUT: POC RADIO; Type: SR-400; Serial: CR22050038-SA-S3

Communication System: Generic FDD-LTE; Frequency: 707.5 MHz;Duty Cycle: 1:1
Medium parameters used: f = 707.5 MHz; σ = 0.886 S/m; ε_r = 42.505; ρ = 1000 kg/m^3
Phantom section: Flat Section

DASY5 Configuration:

- Probe: EX3DV4 - SN7522; ConvF(9.7, 9.7, 9.7) @ 707.5 MHz; Calibrated: 2022/5/6
- Sensor-Surface: 1.4mm (Mechanical Surface Detection)
- Electronics: DAE4 Sn1354; Calibrated: 2021/9/1
- Phantom: Twin SAM; Type: Twin SAM V5.0; Serial: TP:1412
- Measurement SW: DASY52, Version 52.10 (2); SEMCAD X Version 14.6.12 (7470)

Area Scan (61x101x1): Interpolated grid: dx=1.500 mm, dy=1.500 mm
Maximum value of SAR (interpolated) = 0.154 W/kg

Zoom Scan (5x5x7)/Cube 0: Measurement grid: dx=8mm, dy=8mm, dz=5mm
Reference Value = 11.63 V/m; Power Drift = -0.07 dB
Peak SAR (extrapolated) = 0.171 W/kg
SAR(1 g) = 0.127 W/kg; SAR(10 g) = 0.097 W/kg
Maximum value of SAR (measured) = 0.155 W/kg

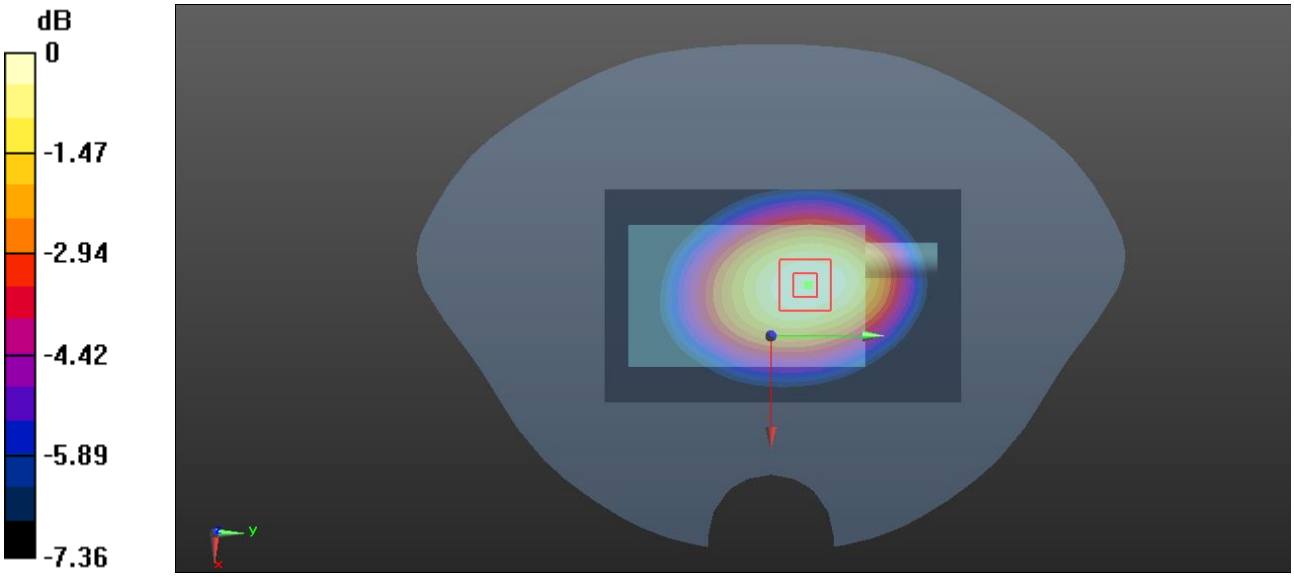

0 dB = 0.155 W/kg = -8.10 dBW/kg

Plot 17#: LTE Band 12_1RB_Mid_Body Back With Belt Clip

DUT: POC RADIO; Type: SR-400; Serial: CR22050038-SA-S3

Communication System: Generic FDD-LTE; Frequency: 707.5 MHz;Duty Cycle: 1:1
Medium parameters used: f = 707.5 MHz; σ = 0.886 S/m; ε_r = 42.505; ρ = 1000 kg/m^3
Phantom section: Flat Section

DASY5 Configuration:

- Probe: EX3DV4 - SN7522; ConvF(9.7, 9.7, 9.7) @ 707.5 MHz; Calibrated: 2022/5/6
- Sensor-Surface: 1.4mm (Mechanical Surface Detection)
- Electronics: DAE4 Sn1354; Calibrated: 2021/9/1
- Phantom: Twin SAM; Type: Twin SAM V5.0; Serial: TP:1412
- Measurement SW: DASY52, Version 52.10 (2); SEMCAD X Version 14.6.12 (7470)

Area Scan (61x101x1): Interpolated grid: dx=1.500 mm, dy=1.500 mm
Maximum value of SAR (interpolated) = 0.0877 W/kg

Zoom Scan (5x5x7)/Cube 0: Measurement grid: dx=8mm, dy=8mm, dz=5mm
Reference Value = 8.267 V/m; Power Drift = -0.02 dB
Peak SAR (extrapolated) = 0.0880 W/kg
SAR(1 g) = 0.069 W/kg; SAR(10 g) = 0.054 W/kg
Maximum value of SAR (measured) = 0.0816 W/kg

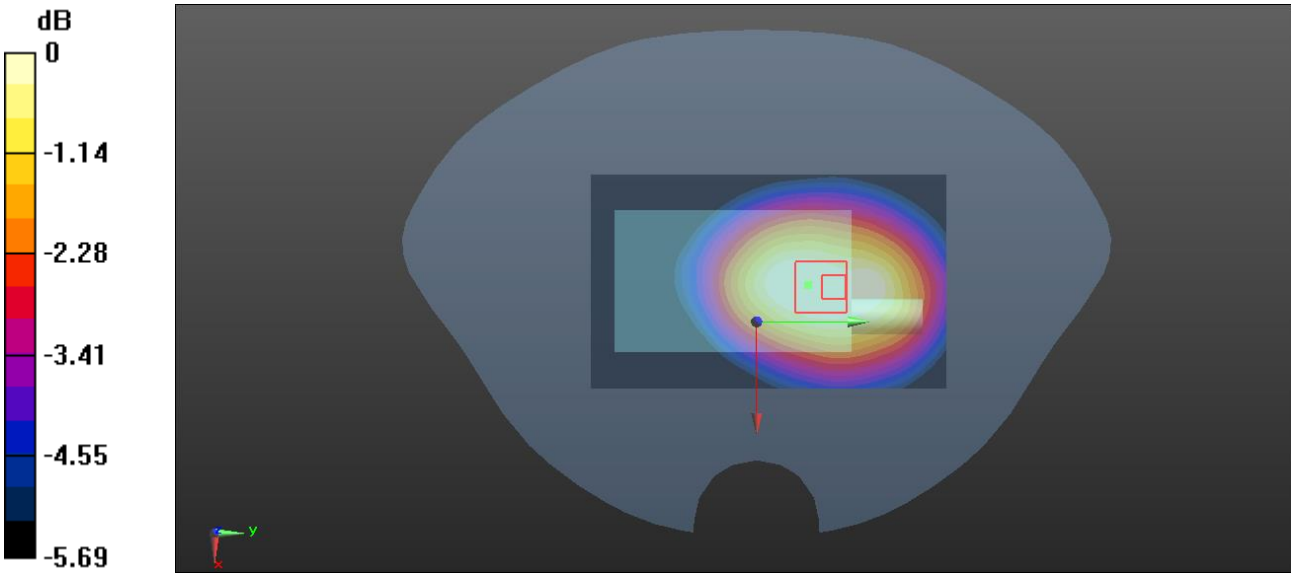

0 dB = 0.0816 W/kg = -10.88 dBW/kg

Plot 18#: LTE Band 12_50%RB_Mid_Body Back With Belt Clip

DUT: POC RADIO; Type: SR-400; Serial: CR22050038-SA-S3

Communication System: Generic FDD-LTE; Frequency: 707.5 MHz;Duty Cycle: 1:1
Medium parameters used: f = 707.5 MHz; σ = 0.886 S/m; ε_r = 42.505; ρ = 1000 kg/m^3
Phantom section: Flat Section

DASY5 Configuration:

- Probe: EX3DV4 - SN7522; ConvF(9.7, 9.7, 9.7) @ 707.5 MHz; Calibrated: 2022/5/6
- Sensor-Surface: 1.4mm (Mechanical Surface Detection)
- Electronics: DAE4 Sn1354; Calibrated: 2021/9/1
- Phantom: Twin SAM; Type: Twin SAM V5.0; Serial: TP:1412
- Measurement SW: DASY52, Version 52.10 (2); SEMCAD X Version 14.6.12 (7470)

Area Scan (61x101x1): Interpolated grid: dx=1.500 mm, dy=1.500 mm
Maximum value of SAR (interpolated) = 0.0672 W/kg

Zoom Scan (5x5x7)/Cube 0: Measurement grid: dx=8mm, dy=8mm, dz=5mm
Reference Value = 7.021 V/m; Power Drift = 0.10 dB
Peak SAR (extrapolated) = 0.0740 W/kg
SAR(1 g) = 0.057 W/kg; SAR(10 g) = 0.045 W/kg
Maximum value of SAR (measured) = 0.0678 W/kg

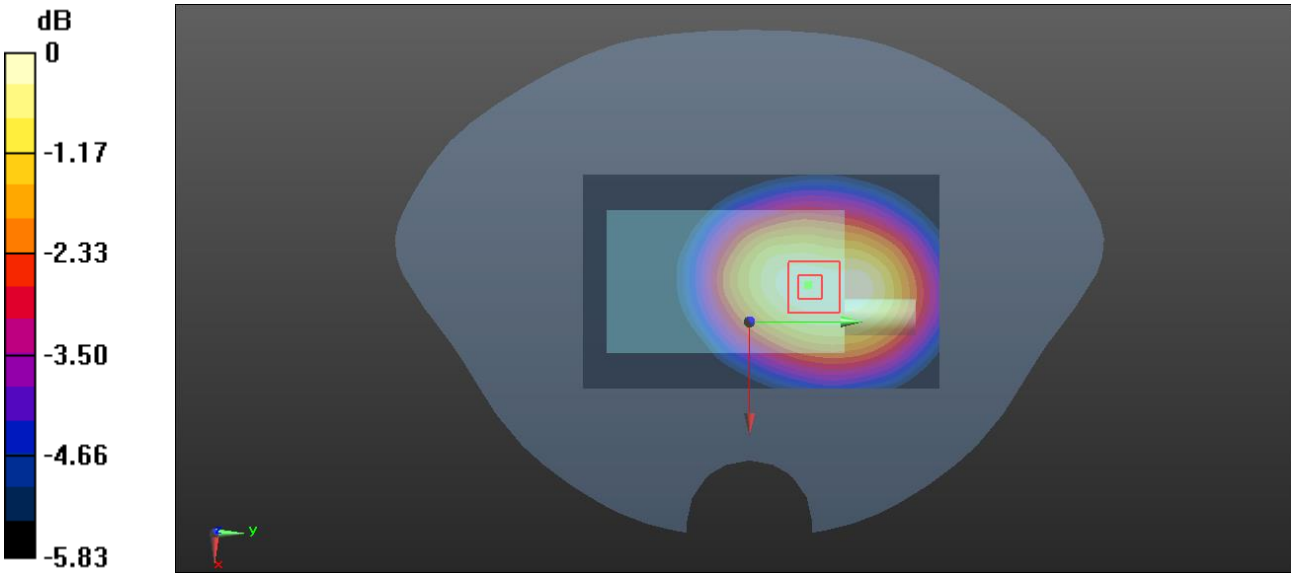

0 dB = 0.0678 W/kg = -11.69 dBW/kg

Plot 19#: LTE Band 13_1RB_Mid_Face Up

DUT: POC RADIO; Type: SR-400; Serial: CR22050038-SA-S1

Communication System: Generic FDD-LTE; Frequency: 782 MHz;Duty Cycle: 1:1
Medium parameters used: f = 782 MHz; σ = 0.913 S/m; ε_r = 42.219; ρ = 1000 kg/m^3
Phantom section: Flat Section

DASY5 Configuration:

- Probe: EX3DV4 - SN7522; ConvF(9.7, 9.7, 9.7) @ 782 MHz; Calibrated: 2022/5/6
- Sensor-Surface: 1.4mm (Mechanical Surface Detection)
- Electronics: DAE4 Sn1354; Calibrated: 2021/9/1
- Phantom: Twin SAM; Type: Twin SAM V5.0; Serial: TP:1412
- Measurement SW: DASY52, Version 52.10 (2); SEMCAD X Version 14.6.12 (7470)

/Area Scan (61x101x1): Interpolated grid: dx=1.500 mm, dy=1.500 mm
Maximum value of SAR (interpolated) = 0.576 W/kg

Zoom Scan (5x5x7)/Cube 0: Measurement grid: dx=8mm, dy=8mm, dz=5mm
Reference Value = 22.31 V/m; Power Drift = -0.13 dB
Peak SAR (extrapolated) = 0.651 W/kg
SAR(1 g) = 0.481 W/kg; SAR(10 g) = 0.366 W/kg
Maximum value of SAR (measured) = 0.580 W/kg

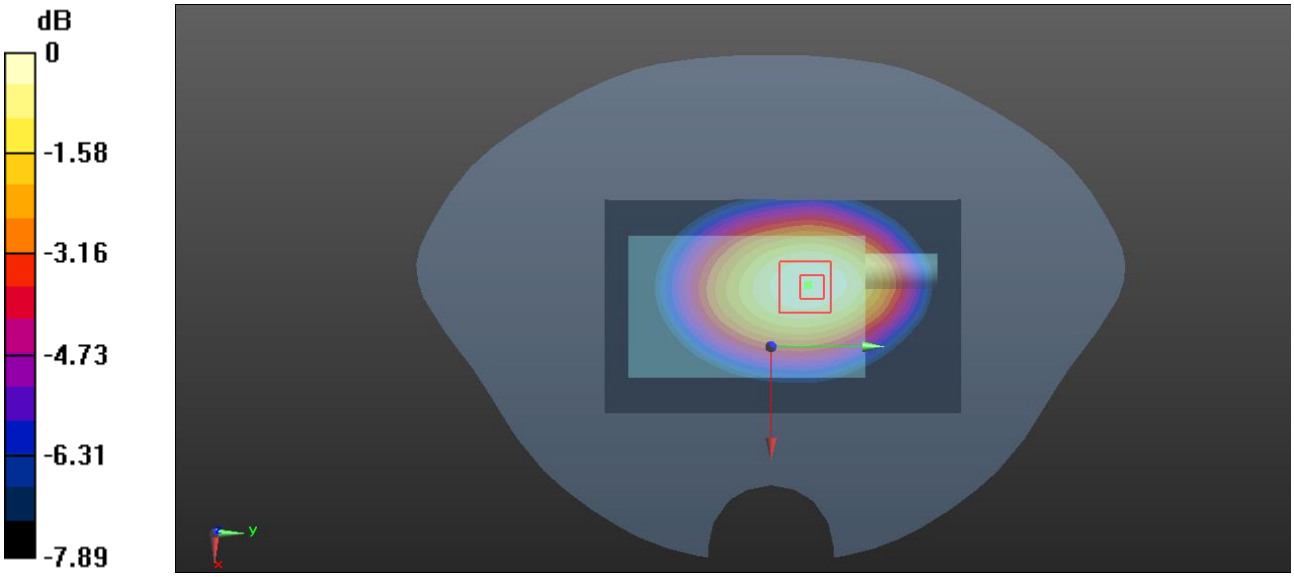

0 dB = 0.580 W/kg = -2.37 dBW/kg

Plot 20#: LTE Band 13_50%RB_Mid_Face Up

DUT: POC RADIO; Type: SR-400; Serial: CR22050038-SA-S1

Communication System: Generic FDD-LTE; Frequency: 782 MHz;Duty Cycle: 1:1
Medium parameters used: f = 782 MHz; σ = 0.913 S/m; ε_r = 42.219; ρ = 1000 kg/m^3
Phantom section: Flat Section

DASY5 Configuration:

- Probe: EX3DV4 - SN7522; ConvF(9.7, 9.7, 9.7) @ 782 MHz; Calibrated: 2022/5/6
- Sensor-Surface: 1.4mm (Mechanical Surface Detection)
- Electronics: DAE4 Sn1354; Calibrated: 2021/9/1
- Phantom: Twin SAM; Type: Twin SAM V5.0; Serial: TP:1412
- Measurement SW: DASY52, Version 52.10 (2); SEMCAD X Version 14.6.12 (7470)

Area Scan (61x101x1): Interpolated grid: dx=1.500 mm, dy=1.500 mm
Maximum value of SAR (interpolated) = 0.489 W/kg

Zoom Scan (5x5x7)/Cube 0: Measurement grid: dx=8mm, dy=8mm, dz=5mm
Reference Value = 19.81 V/m; Power Drift = 0.03 dB
Peak SAR (extrapolated) = 0.536 W/kg
SAR(1 g) = 0.400 W/kg; SAR(10 g) = 0.303 W/kg
Maximum value of SAR (measured) = 0.484 W/kg

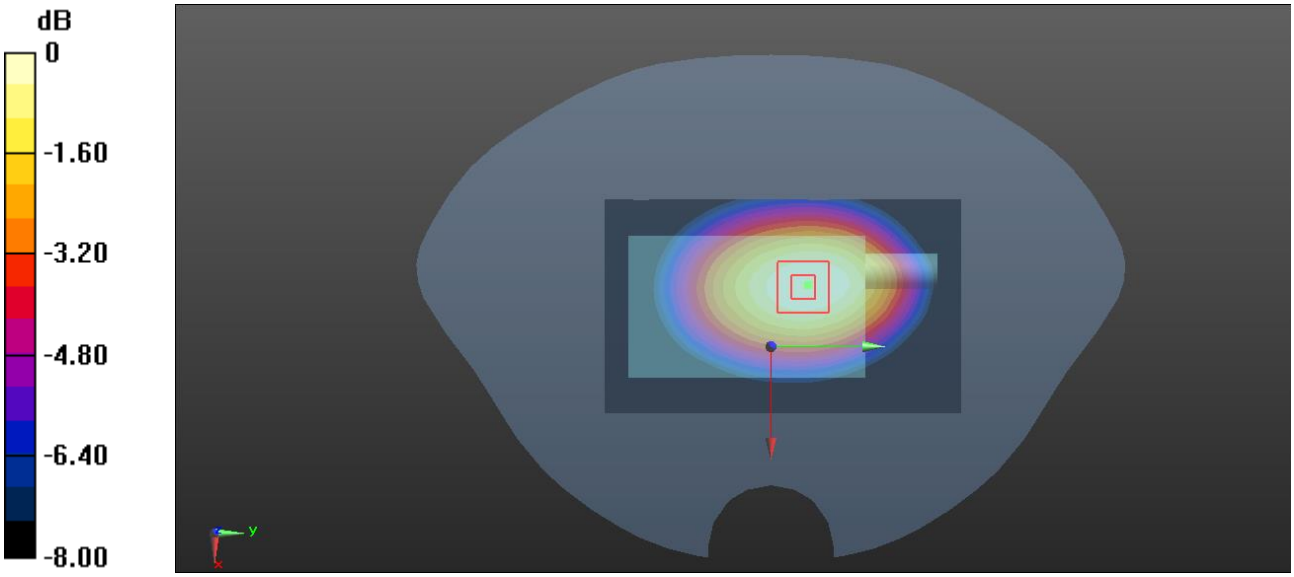

0 dB = 0.484 W/kg = -3.15 dBW/kg

Plot 21#: LTE Band 13_1RB_Mid_Body Back With Belt Clip

DUT: POC RADIO; Type: SR-400; Serial: CR22050038-SA-S1

Communication System: Generic FDD-LTE; Frequency: 782 MHz;Duty Cycle: 1:1
Medium parameters used: f = 782 MHz; σ = 0.913 S/m; ε_r = 42.219; ρ = 1000 kg/m^3
Phantom section: Flat Section

DASY5 Configuration:

- Probe: EX3DV4 - SN7522; ConvF(9.7, 9.7, 9.7) @ 782 MHz; Calibrated: 2022/5/6
- Sensor-Surface: 1.4mm (Mechanical Surface Detection)
- Electronics: DAE4 Sn1354; Calibrated: 2021/9/1
- Phantom: Twin SAM; Type: Twin SAM V5.0; Serial: TP:1412
- Measurement SW: DASY52, Version 52.10 (2); SEMCAD X Version 14.6.12 (7470)

Area Scan (61x101x1): Interpolated grid: dx=1.500 mm, dy=1.500 mm
Maximum value of SAR (interpolated) = 0.285 W/kg

Zoom Scan (5x5x7)/Cube 0: Measurement grid: dx=8mm, dy=8mm, dz=5mm
Reference Value = 15.48 V/m; Power Drift = 0.02 dB
Peak SAR (extrapolated) = 0.285 W/kg
SAR(1 g) = 0.222 W/kg; SAR(10 g) = 0.176 W/kg
Maximum value of SAR (measured) = 0.263 W/kg

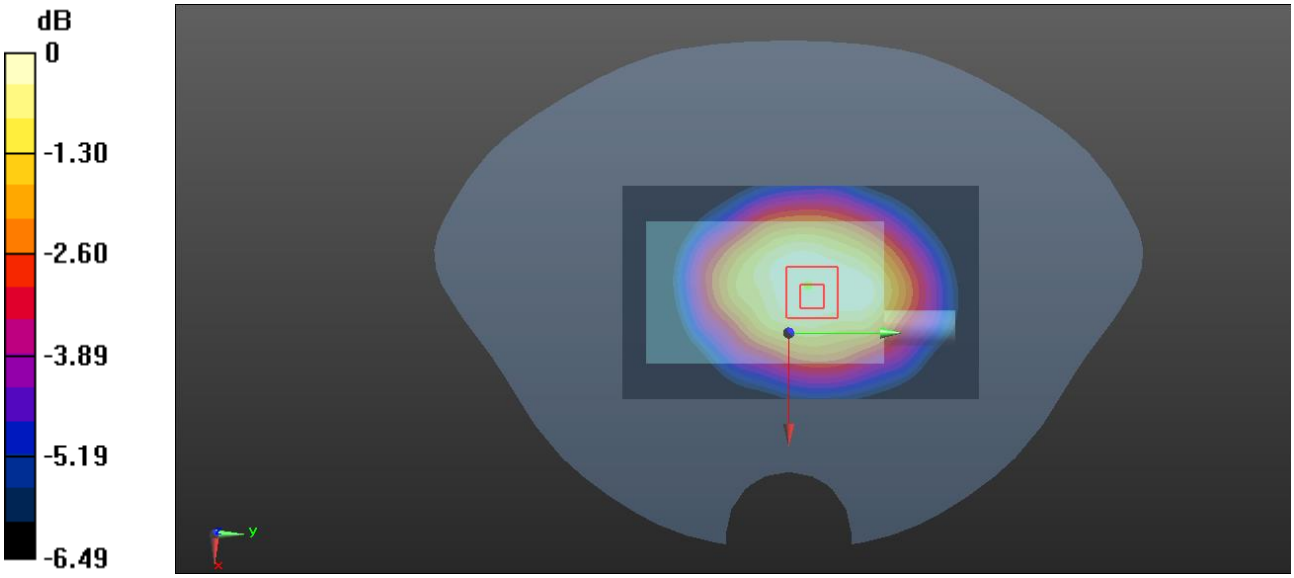

0 dB = 0.263 W/kg = -5.80 dBW/kg

Plot 22#: LTE Band 13_50%RB_Mid_Body Back With Belt Clip

DUT: POC RADIO; Type: SR-400; Serial: CR22050038-SA-S1

Communication System: Generic FDD-LTE; Frequency: 782 MHz;Duty Cycle: 1:1
Medium parameters used: f = 782 MHz; σ = 0.913 S/m; ε_r = 42.219; ρ = 1000 kg/m^3
Phantom section: Flat Section

DASY5 Configuration:

- Probe: EX3DV4 - SN7522; ConvF(9.7, 9.7, 9.7) @ 782 MHz; Calibrated: 2022/5/6
- Sensor-Surface: 1.4mm (Mechanical Surface Detection)
- Electronics: DAE4 Sn1354; Calibrated: 2021/9/1
- Phantom: Twin SAM; Type: Twin SAM V5.0; Serial: TP:1412
- Measurement SW: DASY52, Version 52.10 (2); SEMCAD X Version 14.6.12 (7470)

Area Scan (61x101x1): Interpolated grid: dx=1.500 mm, dy=1.500 mm
Maximum value of SAR (interpolated) = 0.238 W/kg

Zoom Scan (5x5x7)/Cube 0: Measurement grid: dx=8mm, dy=8mm, dz=5mm
Reference Value = 14.88 V/m; Power Drift = 0.04 dB
Peak SAR (extrapolated) = 0.262 W/kg
SAR(1 g) = 0.202 W/kg; SAR(10 g) = 0.158 W/kg
Maximum value of SAR (measured) = 0.242 W/kg

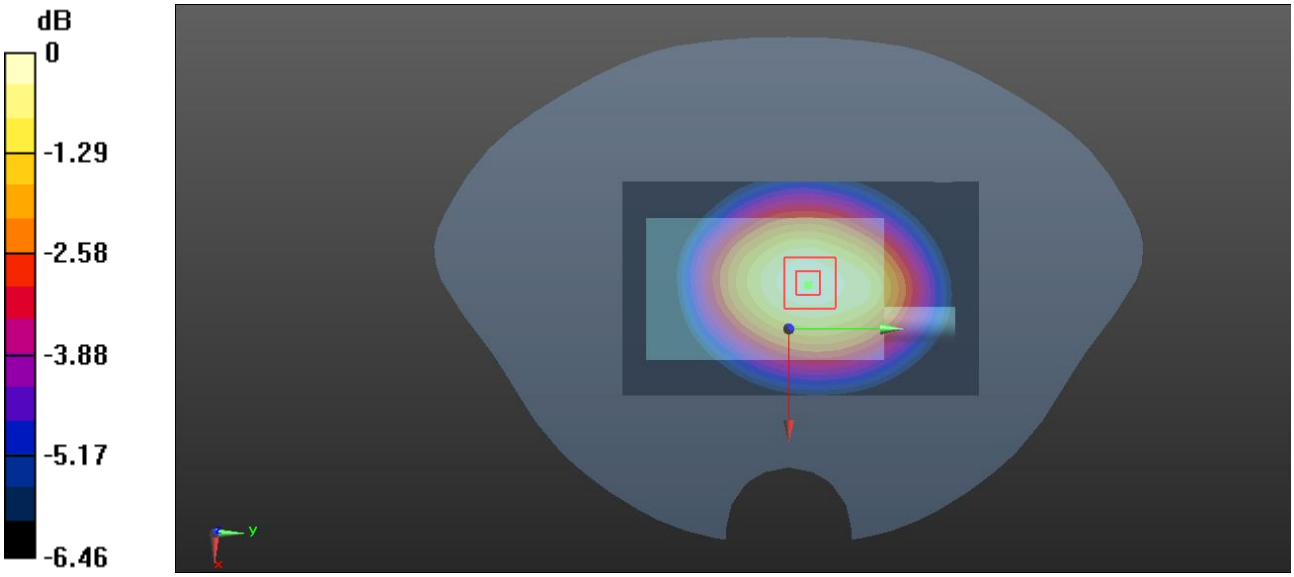

0 dB = 0.242 W/kg = -6.16 dBW/kg

Plot 23#: LTE Band 14_1RB_Mid_Face Up

DUT: POC RADIO; Type: SR-400; Serial: CR22050038-SA-S2

Communication System: Generic FDD-LTE; Frequency: 793 MHz;Duty Cycle: 1:1
Medium parameters used: f = 793 MHz; σ = 0.919 S/m; ε_r = 42.198; ρ = 1000 kg/m^3
Phantom section: Flat Section

DASY5 Configuration:

- Probe: EX3DV4 - SN7522; ConvF(9.7, 9.7, 9.7) @ 793 MHz; Calibrated: 2022/5/6
- Sensor-Surface: 1.4mm (Mechanical Surface Detection)
- Electronics: DAE4 Sn1354; Calibrated: 2021/9/1
- Phantom: Twin SAM; Type: Twin SAM V5.0; Serial: TP:1412
- Measurement SW: DASY52, Version 52.10 (2); SEMCAD X Version 14.6.12 (7470)

Area Scan (61x101x1): Interpolated grid: dx=1.500 mm, dy=1.500 mm
Maximum value of SAR (interpolated) = 0.622 W/kg

Zoom Scan (5x5x7)/Cube 0: Measurement grid: dx=8mm, dy=8mm, dz=5mm
Reference Value = 22.12 V/m; Power Drift = 0.02 dB
Peak SAR (extrapolated) = 0.704 W/kg
SAR(1 g) = 0.526 W/kg; SAR(10 g) = 0.397 W/kg
Maximum value of SAR (measured) = 0.639 W/kg

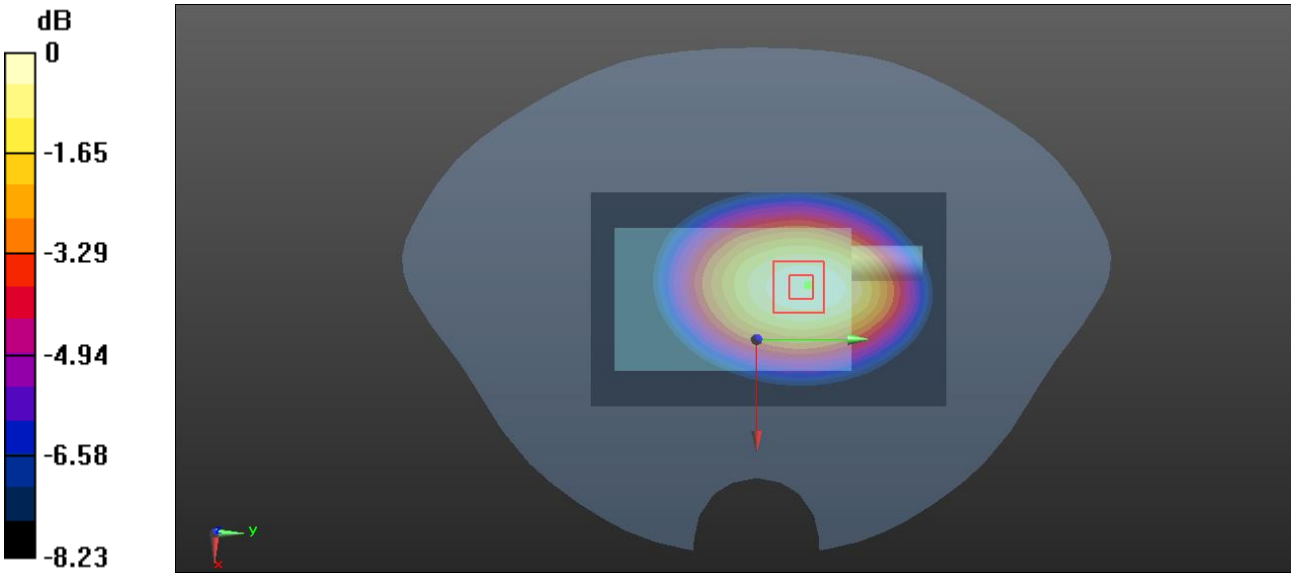

0 dB = 0.639 W/kg = -1.94 dBW/kg

Plot 24#: LTE Band 14_50%RB_Mid_Face Up

DUT: POC RADIO; Type: SR-400; Serial: CR22050038-SA-S2

Communication System: Generic FDD-LTE; Frequency: 793 MHz;Duty Cycle: 1:1
Medium parameters used: f = 793 MHz; σ = 0.919 S/m; ε_r = 42.198; ρ = 1000 kg/m^3
Phantom section: Flat Section

DASY5 Configuration:

- Probe: EX3DV4 - SN7522; ConvF(9.7, 9.7, 9.7) @ 793 MHz; Calibrated: 2022/5/6
- Sensor-Surface: 1.4mm (Mechanical Surface Detection)
- Electronics: DAE4 Sn1354; Calibrated: 2021/9/1
- Phantom: Twin SAM; Type: Twin SAM V5.0; Serial: TP:1412
- Measurement SW: DASY52, Version 52.10 (2); SEMCAD X Version 14.6.12 (7470)

Area Scan (61x101x1): Interpolated grid: dx=1.500 mm, dy=1.500 mm
Maximum value of SAR (interpolated) = 0.516 W/kg

Zoom Scan (5x5x7)/Cube 0: Measurement grid: dx=8mm, dy=8mm, dz=5mm
Reference Value = 19.90 V/m; Power Drift = 0.14 dB
Peak SAR (extrapolated) = 0.553 W/kg
SAR(1 g) = 0.417 W/kg; SAR(10 g) = 0.318 W/kg
Maximum value of SAR (measured) = 0.502 W/kg

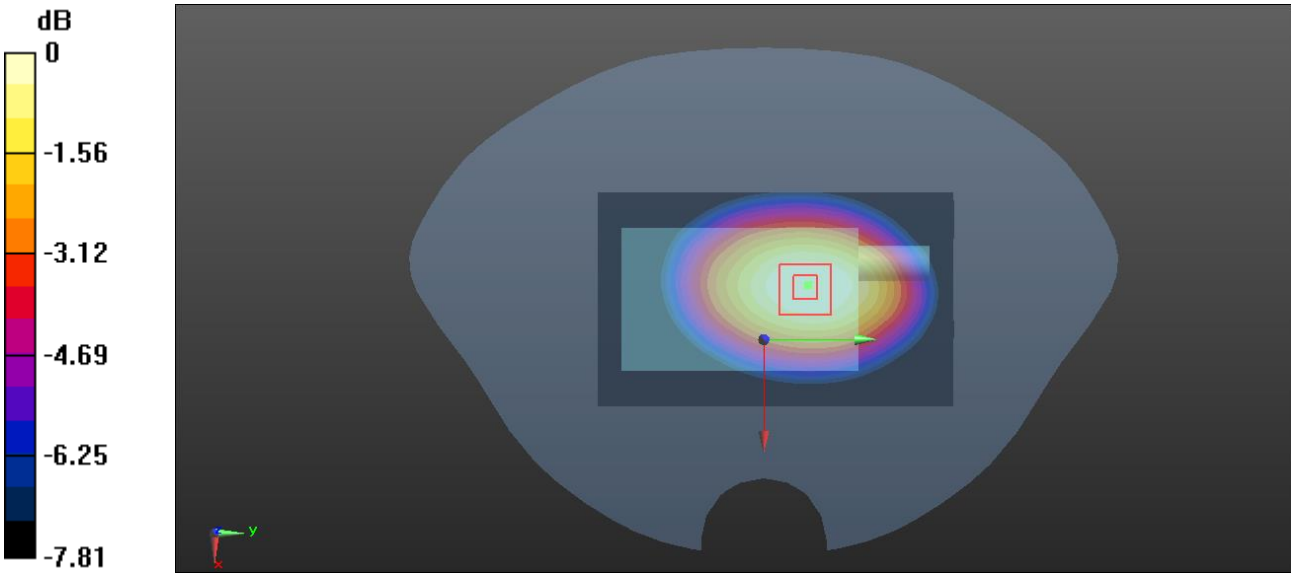

0 dB = 0.502 W/kg = -2.99 dBW/kg

Plot 25#: LTE Band 14_1RB_Mid_Body Back With Belt Clip

DUT: POC RADIO; Type: SR-400; Serial: CR22050038-SA-S2

Communication System: Generic FDD-LTE; Frequency: 793 MHz;Duty Cycle: 1:1
Medium parameters used: f = 793 MHz; σ = 0.919 S/m; ε_r = 42.198; ρ = 1000 kg/m^3
Phantom section: Flat Section

DASY5 Configuration:

- Probe: EX3DV4 - SN7522; ConvF(9.7, 9.7, 9.7) @ 793 MHz; Calibrated: 2022/5/6
- Sensor-Surface: 1.4mm (Mechanical Surface Detection)
- Electronics: DAE4 Sn1354; Calibrated: 2021/9/1
- Phantom: Twin SAM; Type: Twin SAM V5.0; Serial: TP:1412
- Measurement SW: DASY52, Version 52.10 (2); SEMCAD X Version 14.6.12 (7470)

Area Scan (61x101x1): Interpolated grid: dx=1.500 mm, dy=1.500 mm
Maximum value of SAR (interpolated) = 0.380 W/kg

Zoom Scan (5x5x7)/Cube 0: Measurement grid: dx=8mm, dy=8mm, dz=5mm
Reference Value = 18.99 V/m; Power Drift = 0.08 dB
Peak SAR (extrapolated) = 0.448 W/kg
SAR(1 g) = 0.344 W/kg; SAR(10 g) = 0.266 W/kg
Maximum value of SAR (measured) = 0.405 W/kg

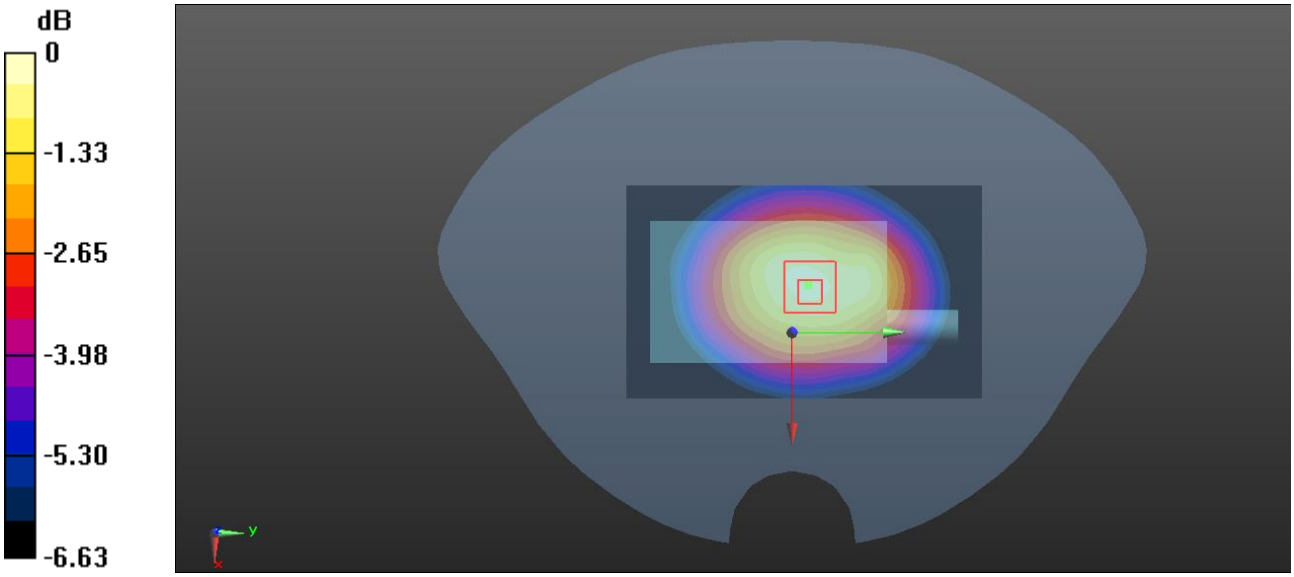

0 dB = 0.405 W/kg = -3.93 dBW/kg

Plot 26#: LTE Band 14_50%RB_Mid_Body Back With Belt Clip

DUT: POC RADIO; Type: SR-400; Serial: CR22050038-SA-S2

Communication System: Generic FDD-LTE; Frequency: 793 MHz;Duty Cycle: 1:1
Medium parameters used: f = 793 MHz; σ = 0.919 S/m; ε_r = 42.198; ρ = 1000 kg/m^3
Phantom section: Flat Section

DASY5 Configuration:

- Probe: EX3DV4 - SN7522; ConvF(9.7, 9.7, 9.7) @ 793 MHz; Calibrated: 2022/5/6
- Sensor-Surface: 1.4mm (Mechanical Surface Detection)
- Electronics: DAE4 Sn1354; Calibrated: 2021/9/1
- Phantom: Twin SAM; Type: Twin SAM V5.0; Serial: TP:1412
- Measurement SW: DASY52, Version 52.10 (2); SEMCAD X Version 14.6.12 (7470)

Area Scan (61x101x1): Interpolated grid: dx=1.500 mm, dy=1.500 mm
Maximum value of SAR (interpolated) = 0.289 W/kg

Zoom Scan (5x5x7)/Cube 0: Measurement grid: dx=8mm, dy=8mm, dz=5mm
Reference Value = 16.41 V/m; Power Drift = 0.03 dB
Peak SAR (extrapolated) = 0.309 W/kg
SAR(1 g) = 0.241 W/kg; SAR(10 g) = 0.191 W/kg
Maximum value of SAR (measured) = 0.285 W/kg

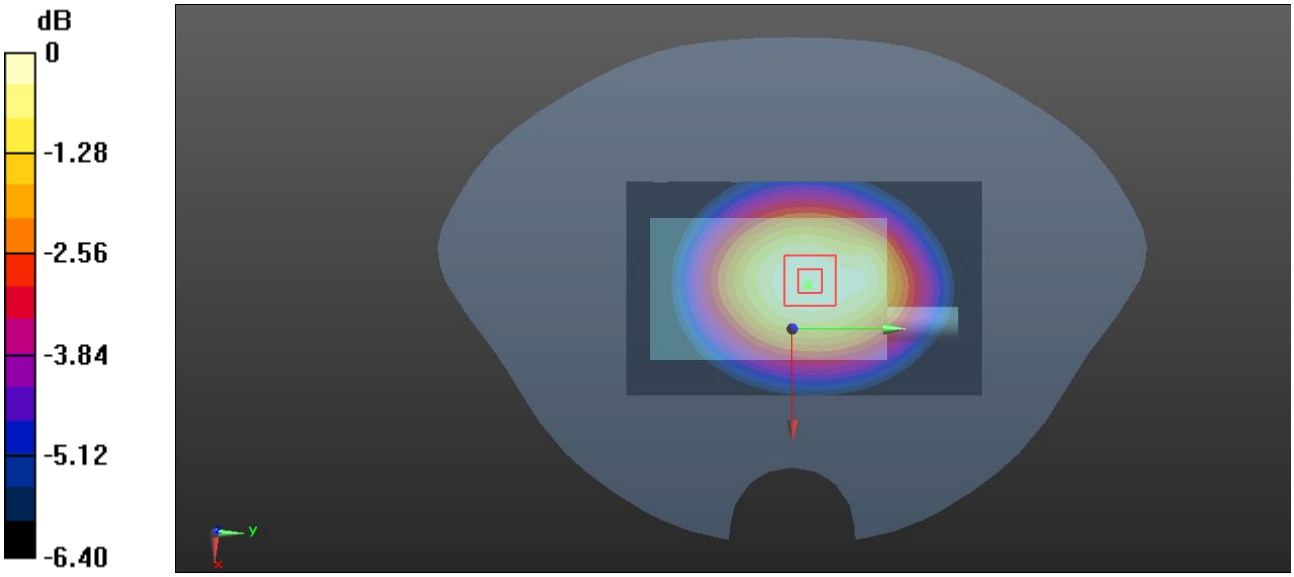

0 dB = 0.285 W/kg = -5.45 dBW/kg

Plot 27#: LTE Band 66_50%RB_Mid_Face Up

DUT: POC RADIO; Type: SR-400; Serial: CR22050038-SA-S1

Communication System: Generic FDD-LTE; Frequency: 1745 MHz;Duty Cycle: 1:1
Medium parameters used: f = 1745 MHz; σ = 1.382 S/m; ε_r = 41.202; ρ = 1000 kg/m^3
Phantom section: Flat Section

DASY5 Configuration:

- Probe: EX3DV4 - SN7522; ConvF(8.1, 8.1, 8.1) @ 1745 MHz; Calibrated: 2022/5/6
- Sensor-Surface: 1.4mm (Mechanical Surface Detection)
- Electronics: DAE4 Sn1354; Calibrated: 2021/9/1
- Phantom: Twin SAM; Type: Twin SAM V5.0; Serial: TP:1412
- Measurement SW: DASY52, Version 52.10 (2); SEMCAD X Version 14.6.12 (7470)

Area Scan (61x101x1): Interpolated grid: dx=1.500 mm, dy=1.500 mm
Maximum value of SAR (interpolated) = 0.684 W/kg

Zoom Scan (5x5x7)/Cube 0: Measurement grid: dx=8mm, dy=8mm, dz=5mm
Reference Value = 15.10 V/m; Power Drift = -0.04 dB
Peak SAR (extrapolated) = 0.743 W/kg
SAR(1 g) = 0.474 W/kg; SAR(10 g) = 0.297 W/kg
Maximum value of SAR (measured) = 0.649 W/kg

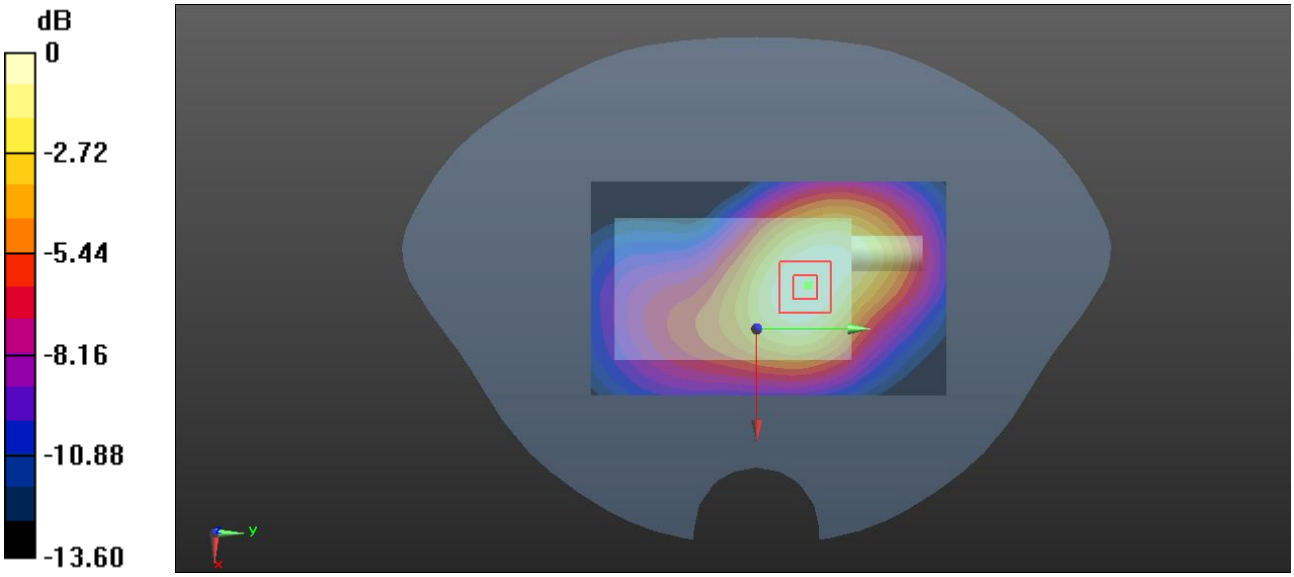

0 dB = 0.649 W/kg = -1.88 dBW/kg

Plot 28#: LTE Band 66_1RB_Mid_Face Up

DUT: POC RADIO; Type: SR-400; Serial: CR22050038-SA-S1

Communication System: Generic FDD-LTE; Frequency: 1745 MHz;Duty Cycle: 1:1
Medium parameters used: f = 1745 MHz; σ = 1.382 S/m; ε_r = 41.202; ρ = 1000 kg/m^3
Phantom section: Flat Section

DASY5 Configuration:

- Probe: EX3DV4 - SN7522; ConvF(8.1, 8.1, 8.1) @ 1745 MHz; Calibrated: 2022/5/6
- Sensor-Surface: 1.4mm (Mechanical Surface Detection)
- Electronics: DAE4 Sn1354; Calibrated: 2021/9/1
- Phantom: Twin SAM; Type: Twin SAM V5.0; Serial: TP:1412
- Measurement SW: DASY52, Version 52.10 (2); SEMCAD X Version 14.6.12 (7470)

Area Scan (61x101x1): Interpolated grid: dx=1.500 mm, dy=1.500 mm
Maximum value of SAR (interpolated) = 0.636 W/kg

Zoom Scan (5x5x7)/Cube 0: Measurement grid: dx=8mm, dy=8mm, dz=5mm
Reference Value = 15.36 V/m; Power Drift = 0.18 dB
Peak SAR (extrapolated) = 0.776 W/kg
SAR(1 g) = 0.485 W/kg; SAR(10 g) = 0.306 W/kg
Maximum value of SAR (measured) = 0.658 W/kg

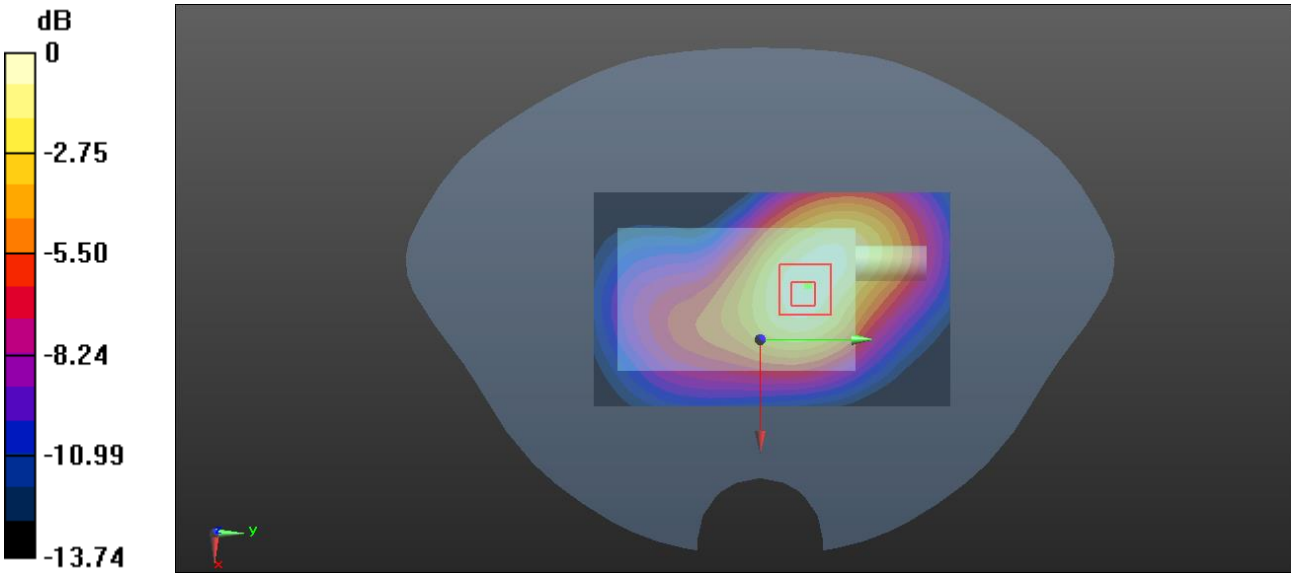

0 dB = 0.658 W/kg = -1.82 dBW/kg

Plot 29#: LTE Band 66_1RB_Mid_Body Back With Belt Clip

DUT: POC RADIO; Type: SR-400; Serial: CR22050038-SA-S1

Communication System: Generic FDD-LTE; Frequency: 1745 MHz;Duty Cycle: 1:1
Medium parameters used: f = 1745 MHz; σ = 1.382 S/m; ε_r = 41.202; ρ = 1000 kg/m^3
Phantom section: Flat Section

DASY5 Configuration:

- Probe: EX3DV4 - SN7522; ConvF(8.1, 8.1, 8.1) @ 1745 MHz; Calibrated: 2022/5/6
- Sensor-Surface: 1.4mm (Mechanical Surface Detection)
- Electronics: DAE4 Sn1354; Calibrated: 2021/9/1
- Phantom: Twin SAM; Type: Twin SAM V5.0; Serial: TP:1412
- Measurement SW: DASY52, Version 52.10 (2); SEMCAD X Version 14.6.12 (7470)

Area Scan (61x101x1): Interpolated grid: dx=1.500 mm, dy=1.500 mm
Maximum value of SAR (interpolated) = 0.299 W/kg

Zoom Scan (5x5x7)/Cube 0: Measurement grid: dx=8mm, dy=8mm, dz=5mm
Reference Value = 11.65 V/m; Power Drift = -0.10 dB
Peak SAR (extrapolated) = 0.371 W/kg
SAR(1 g) = 0.225 W/kg; SAR(10 g) = 0.141 W/kg
Maximum value of SAR (measured) = 0.315 W/kg

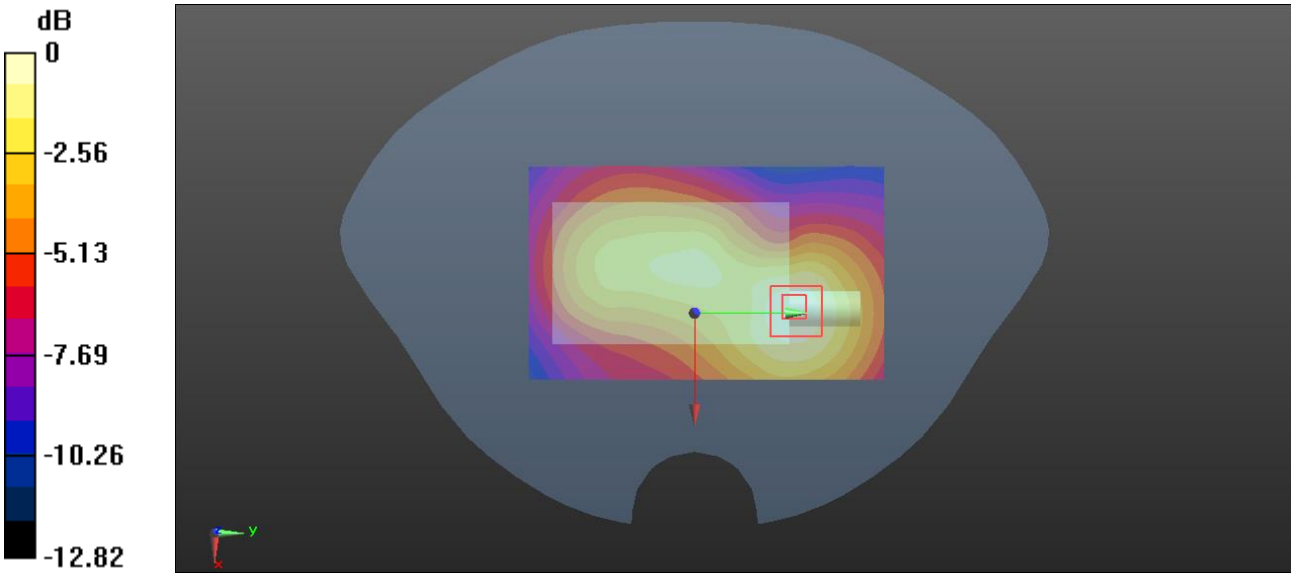

0 dB = 0.315 W/kg = -5.02 dBW/kg

Plot 30#: LTE Band 66_50%RB_Mid_Body Back With Belt Clip

DUT: POC RADIO; Type: SR-400; Serial: CR22050038-SA-S1

Communication System: Generic FDD-LTE; Frequency: 1745 MHz;Duty Cycle: 1:1
Medium parameters used: f = 1745 MHz; σ = 1.382 S/m; ε_r = 41.202; ρ = 1000 kg/m^3
Phantom section: Flat Section

DASY5 Configuration:

- Probe: EX3DV4 - SN7522; ConvF(8.1, 8.1, 8.1) @ 1745 MHz; Calibrated: 2022/5/6
- Sensor-Surface: 1.4mm (Mechanical Surface Detection)
- Electronics: DAE4 Sn1354; Calibrated: 2021/9/1
- Phantom: Twin SAM; Type: Twin SAM V5.0; Serial: TP:1412
- Measurement SW: DASY52, Version 52.10 (2); SEMCAD X Version 14.6.12 (7470)

Area Scan (61x101x1): Interpolated grid: dx=1.500 mm, dy=1.500 mm
Maximum value of SAR (interpolated) = 0.280 W/kg

Zoom Scan (5x5x7)/Cube 0: Measurement grid: dx=8mm, dy=8mm, dz=5mm
Reference Value = 9.716 V/m; Power Drift = 0.04 dB
Peak SAR (extrapolated) = 0.331 W/kg
SAR(1 g) = 0.196 W/kg; SAR(10 g) = 0.120 W/kg
Maximum value of SAR (measured) = 0.274 W/kg

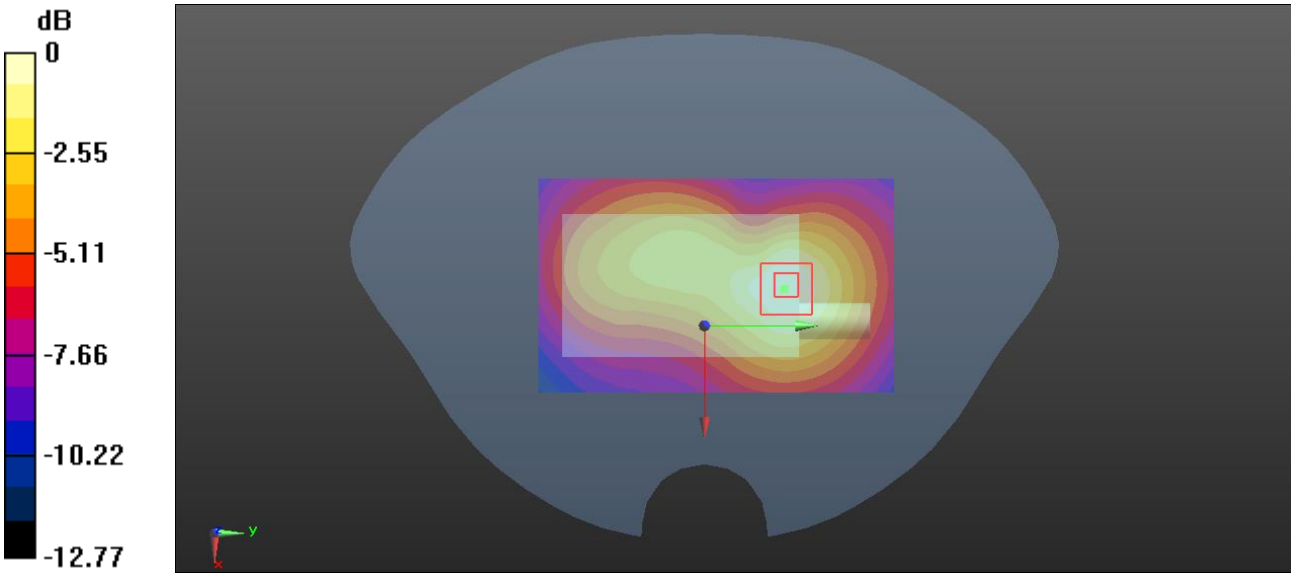

0 dB = 0.274 W/kg = -5.62 dBW/kg

Plot 31#: LTE Band 71_1RB_Mid_Face Up

DUT: POC RADIO; Type: SR-400; Serial: CR22050038-SA-S3

Communication System: Generic FDD-LTE; Frequency: 680.5 MHz;Duty Cycle: 1:1
Medium parameters used: f = 680.5 MHz; σ = 0.851 S/m; ε_r = 42.705; ρ = 1000 kg/m^3
Phantom section: Flat Section

DASY5 Configuration:

- Probe: EX3DV4 - SN7522; ConvF(9.7, 9.7, 9.7) @ 680.5 MHz; Calibrated: 2022/5/6
- Sensor-Surface: 1.4mm (Mechanical Surface Detection)
- Electronics: DAE4 Sn1354; Calibrated: 2021/9/1
- Phantom: Twin SAM; Type: Twin SAM V5.0; Serial: TP:1412
- Measurement SW: DASY52, Version 52.10 (2); SEMCAD X Version 14.6.12 (7470)

Area Scan (61x101x1): Interpolated grid: dx=1.500 mm, dy=1.500 mm
Maximum value of SAR (interpolated) = 0.141 W/kg

Zoom Scan (5x5x7)/Cube 0: Measurement grid: dx=8mm, dy=8mm, dz=5mm
Reference Value = 9.124 V/m; Power Drift = -0.02 dB
Peak SAR (extrapolated) = 0.145 W/kg
SAR(1 g) = 0.109 W/kg; SAR(10 g) = 0.084 W/kg
Maximum value of SAR (measured) = 0.131 W/kg

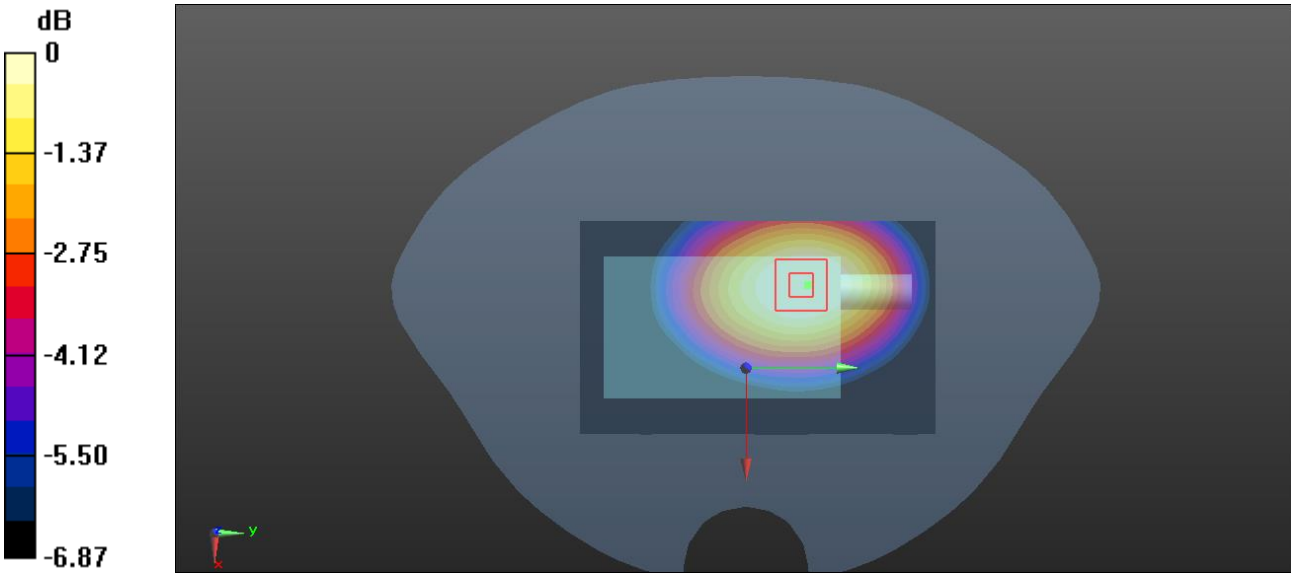

0 dB = 0.131 W/kg = -8.83 dBW/kg

Plot 32#: LTE Band 71_50%RB_Mid_Face Up

DUT: POC RADIO; Type: SR-400; Serial: CR22050038-SA-S3

Communication System: Generic FDD-LTE; Frequency: 680.5 MHz;Duty Cycle: 1:1
Medium parameters used: f = 680.5 MHz; σ = 0.851 S/m; ε_r = 42.705; ρ = 1000 kg/m^3
Phantom section: Flat Section

DASY5 Configuration:

- Probe: EX3DV4 - SN7522; ConvF(9.7, 9.7, 9.7) @ 680.5 MHz; Calibrated: 2022/5/6
- Sensor-Surface: 1.4mm (Mechanical Surface Detection)
- Electronics: DAE4 Sn1354; Calibrated: 2021/9/1
- Phantom: Twin SAM; Type: Twin SAM V5.0; Serial: TP:1412
- Measurement SW: DASY52, Version 52.10 (2); SEMCAD X Version 14.6.12 (7470)

Area Scan (61x101x1): Interpolated grid: dx=1.500 mm, dy=1.500 mm
Maximum value of SAR (interpolated) = 0.116 W/kg

Zoom Scan (5x5x7)/Cube 0: Measurement grid: dx=8mm, dy=8mm, dz=5mm
Reference Value = 8.186 V/m; Power Drift = 0.02 dB
Peak SAR (extrapolated) = 0.127 W/kg
SAR(1 g) = 0.095 W/kg; SAR(10 g) = 0.074 W/kg
Maximum value of SAR (measured) = 0.114 W/kg

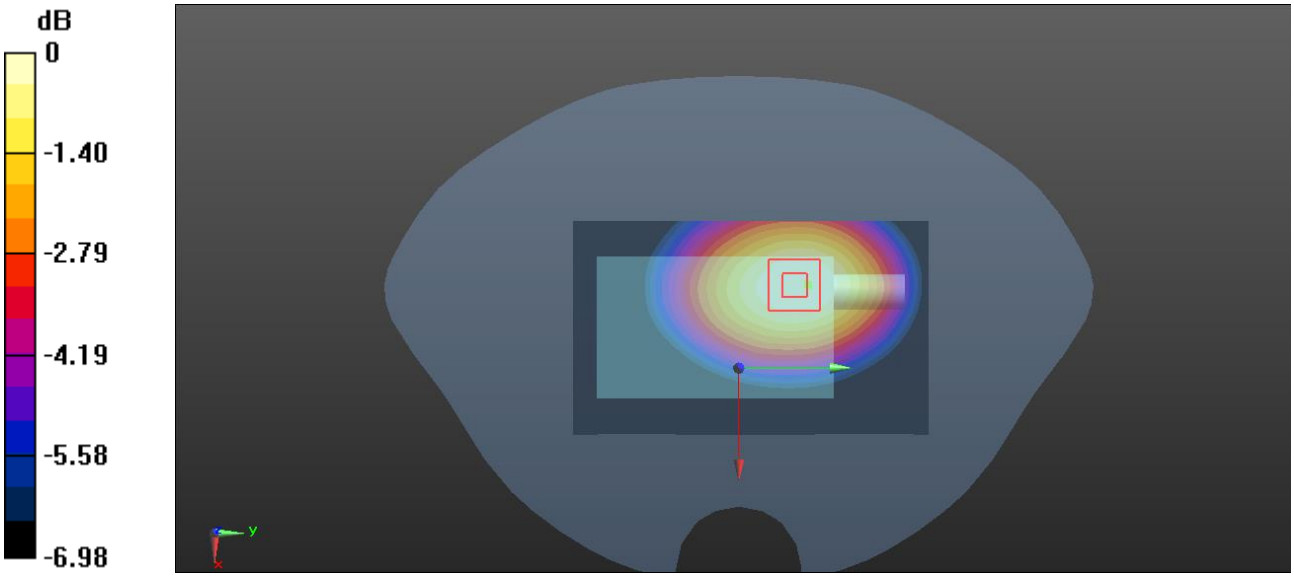

0 dB = 0.114 W/kg = -9.43 dBW/kg

Plot 33#: LTE Band 71_1RB_Mid_Body Back With Belt Clip

DUT: POC RADIO; Type: SR-400; Serial: CR22050038-SA-S3

Communication System: Generic FDD-LTE; Frequency: 680.5 MHz;Duty Cycle: 1:1
Medium parameters used: f = 680.5 MHz; σ = 0.851 S/m; ε_r = 42.705; ρ = 1000 kg/m^3
Phantom section: Flat Section

DASY5 Configuration:

- Probe: EX3DV4 - SN7522; ConvF(9.7, 9.7, 9.7) @ 680.5 MHz; Calibrated: 2022/5/6
- Sensor-Surface: 1.4mm (Mechanical Surface Detection)
- Electronics: DAE4 Sn1354; Calibrated: 2021/9/1
- Phantom: Twin SAM; Type: Twin SAM V5.0; Serial: TP:1412
- Measurement SW: DASY52, Version 52.10 (2); SEMCAD X Version 14.6.12 (7470)

Area Scan (61x101x1): Interpolated grid: dx=1.500 mm, dy=1.500 mm
Maximum value of SAR (interpolated) = 0.0755 W/kg

Zoom Scan (5x5x7)/Cube 0: Measurement grid: dx=8mm, dy=8mm, dz=5mm
Reference Value = 7.931 V/m; Power Drift = -0.15 dB
Peak SAR (extrapolated) = 0.0840 W/kg
SAR(1 g) = 0.063 W/kg; SAR(10 g) = 0.050 W/kg
Maximum value of SAR (measured) = 0.0759 W/kg

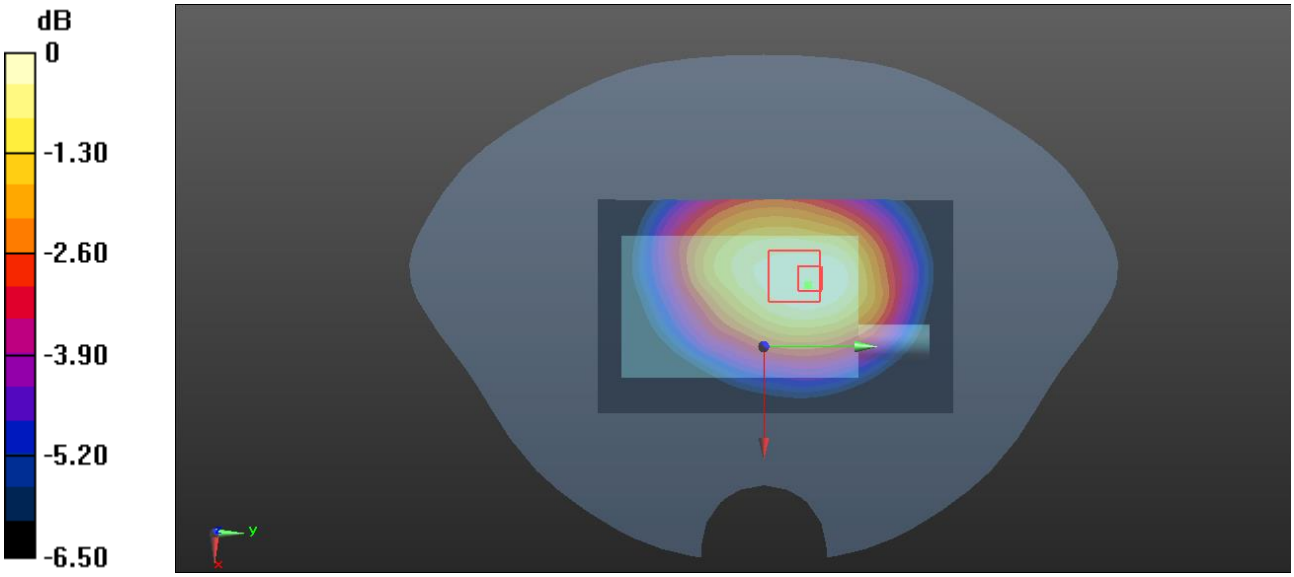

0 dB = 0.0759 W/kg = -11.20 dBW/kg

Plot 34#: LTE Band 71_50%RB_Mid_Body Back With Belt Clip

DUT: POC RADIO; Type: SR-400; Serial: CR22050038-SA-S3

Communication System: Generic FDD-LTE; Frequency: 680.5 MHz;Duty Cycle: 1:1
Medium parameters used: f = 680.5 MHz; σ = 0.851 S/m; ε_r = 42.705; ρ = 1000 kg/m^3
Phantom section: Flat Section

DASY5 Configuration:

- Probe: EX3DV4 - SN7522; ConvF(9.7, 9.7, 9.7) @ 680.5 MHz; Calibrated: 2022/5/6
- Sensor-Surface: 1.4mm (Mechanical Surface Detection)
- Electronics: DAE4 Sn1354; Calibrated: 2021/9/1
- Phantom: Twin SAM; Type: Twin SAM V5.0; Serial: TP:1412
- Measurement SW: DASY52, Version 52.10 (2); SEMCAD X Version 14.6.12 (7470)

Area Scan (61x101x1): Interpolated grid: dx=1.500 mm, dy=1.500 mm
Maximum value of SAR (interpolated) = 0.0618 W/kg

Zoom Scan (5x5x7)/Cube 0: Measurement grid: dx=8mm, dy=8mm, dz=5mm
Reference Value = 7.094 V/m; Power Drift = 0.01 dB
Peak SAR (extrapolated) = 0.0740 W/kg
SAR(1 g) = 0.054 W/kg; SAR(10 g) = 0.042 W/kg
Maximum value of SAR (measured) = 0.0658 W/kg

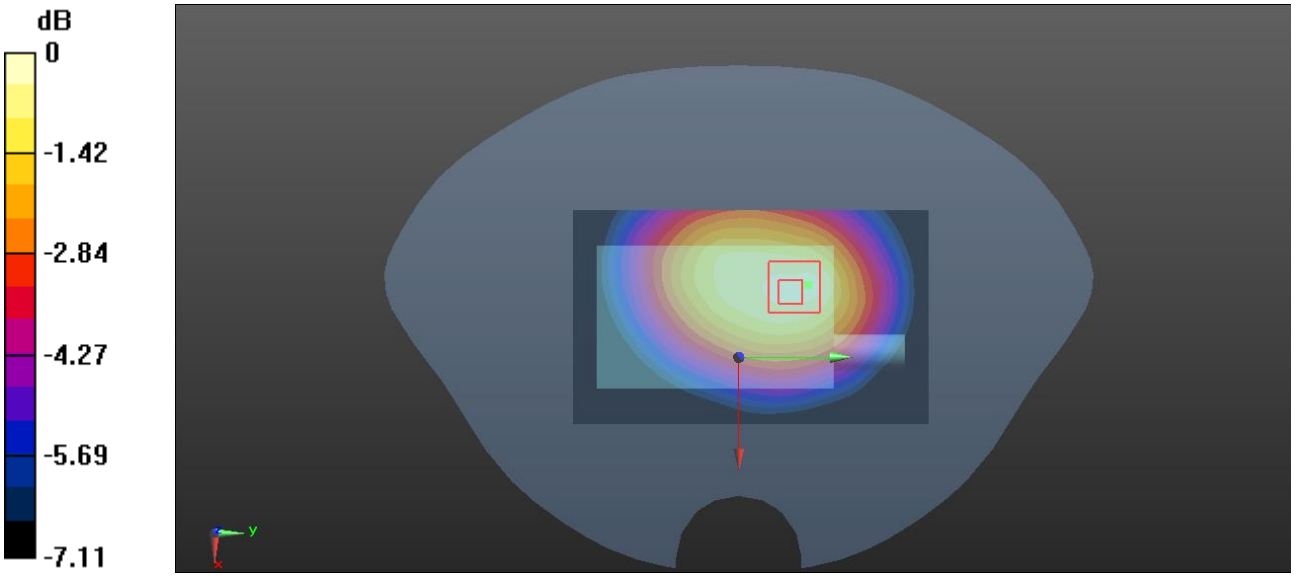

0 dB = 0.0658 W/kg = -11.82 dBW/kg