Test mode:	802.11n(HT20)	Test mode:	802.11n(HT40)

Lowest channel

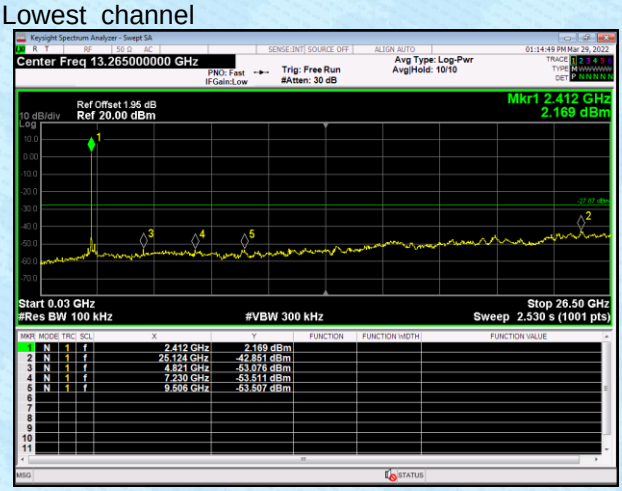

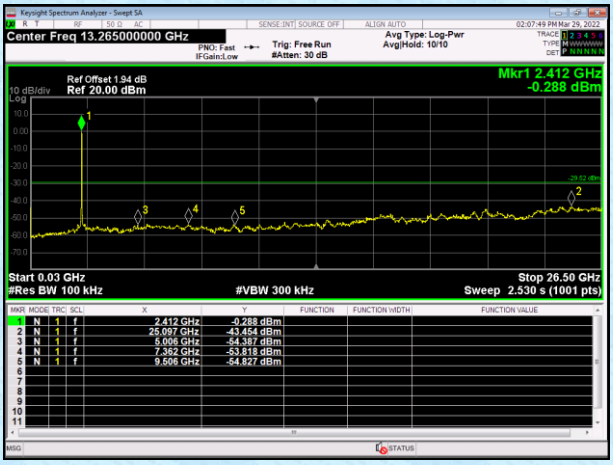

30MHz~26.5GHz

Middle channel

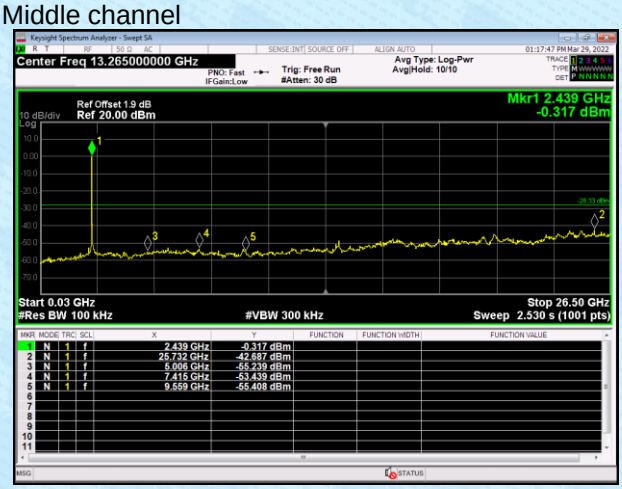

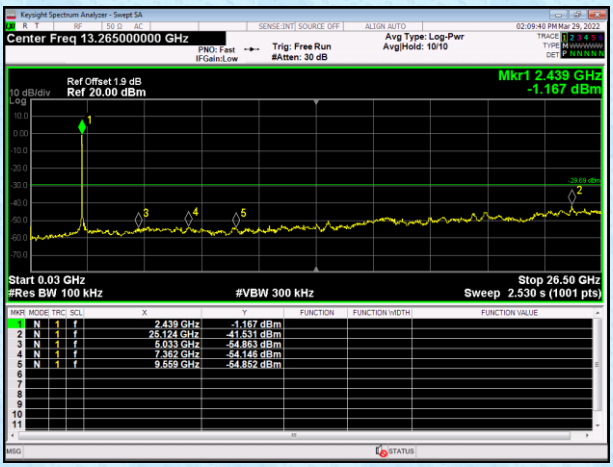

30MHz~26.5GHz

Highest channel

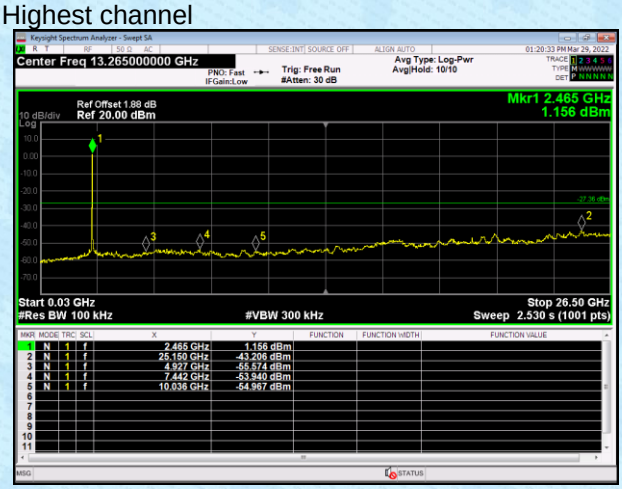

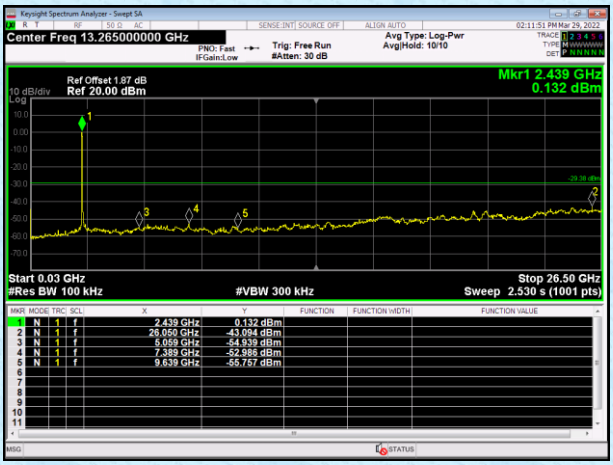

30MHz~26.5GHz

Test plot as follows (ANT B):

Test mode:	802.11b	Test mode:	802.11g

Lowest channel

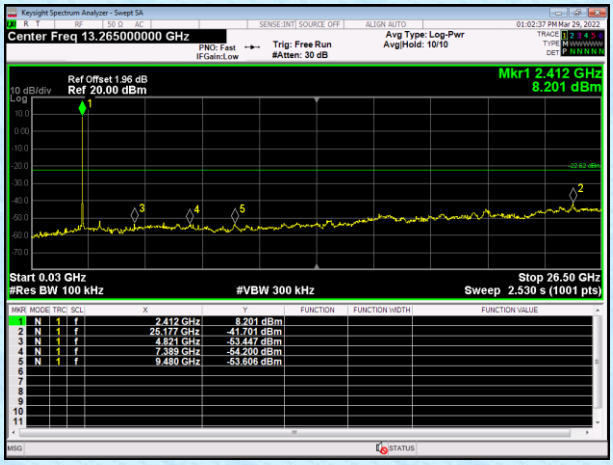

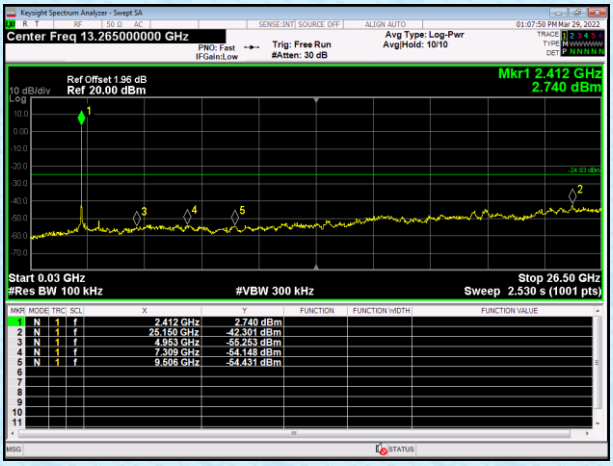

30MHz~26.5GHz

Middle channel

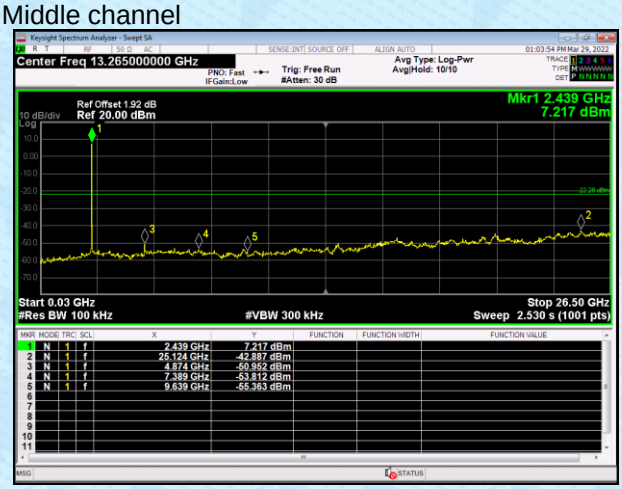

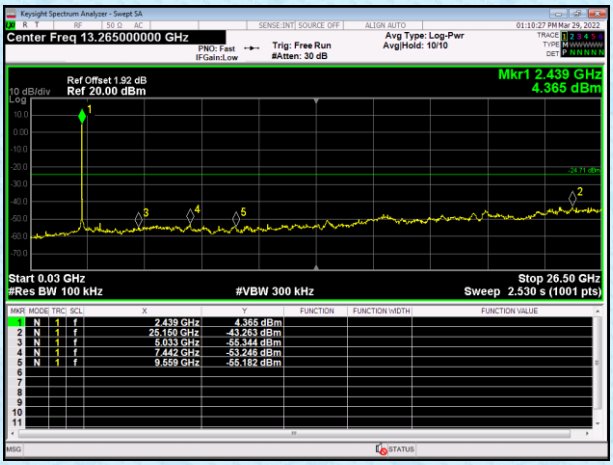

30MHz~26.5GHz

Highest channel

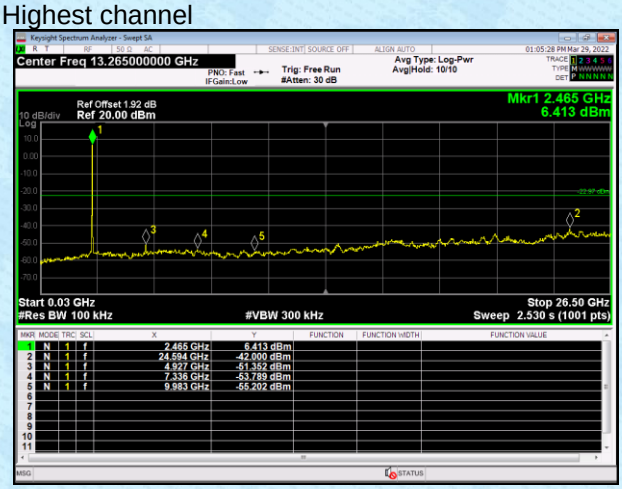

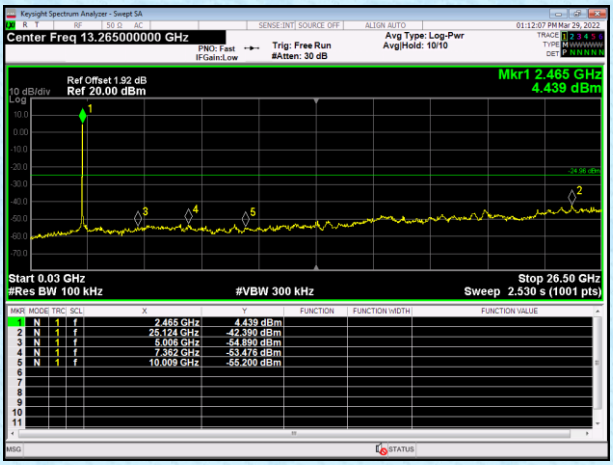

30MHz~26.5GHz

Test mode:	802.11n(HT20)	Test mode:	802.11n(HT40)

Lowest channel

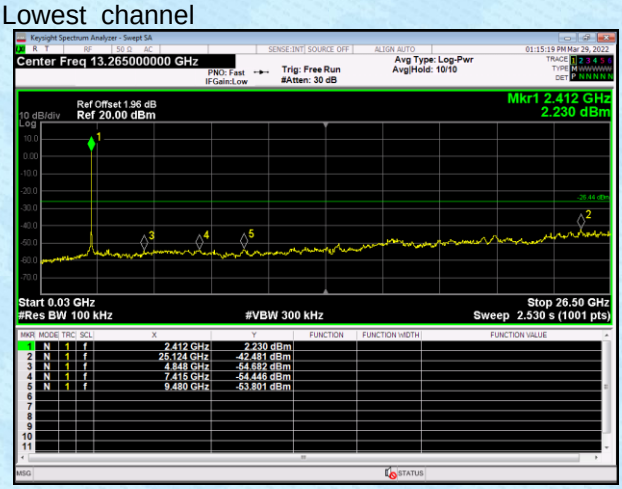

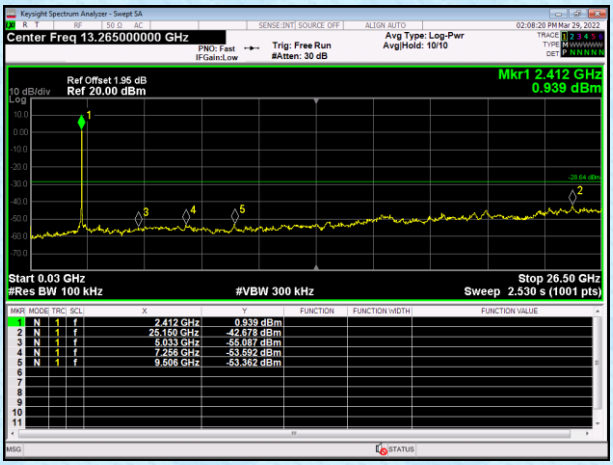

30MHz~26.5GHz

Middle channel

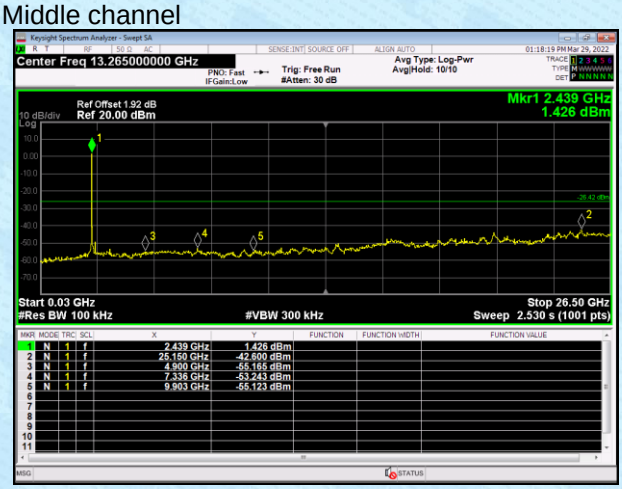

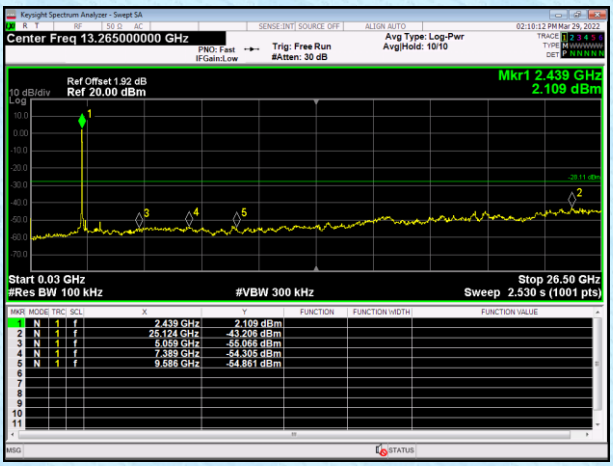

30MHz~26.5GHz

Highest channel

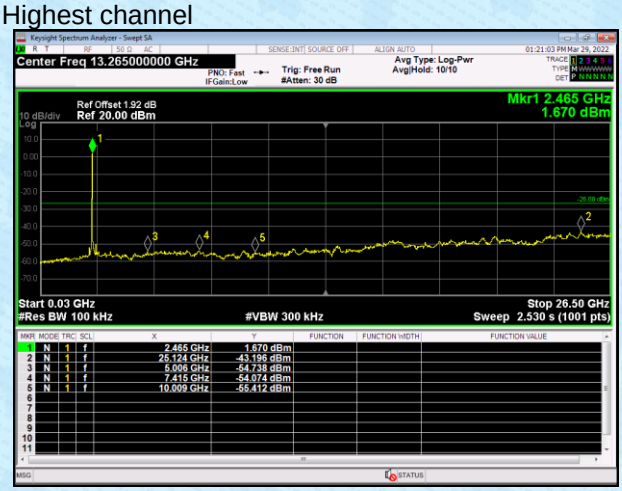

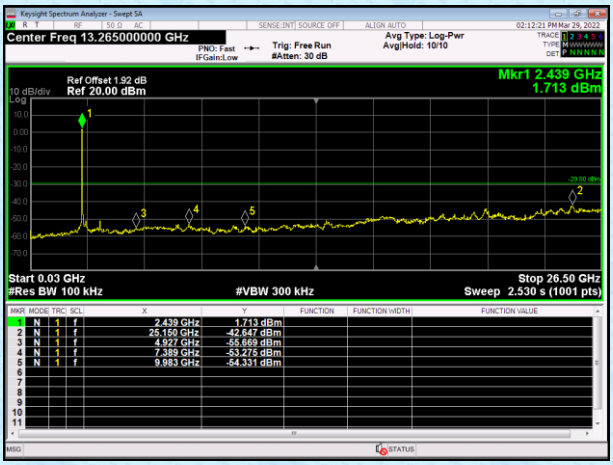

30MHz~26.5GHz

Test plot as follows (ANT A):

Test mode:	802.11b

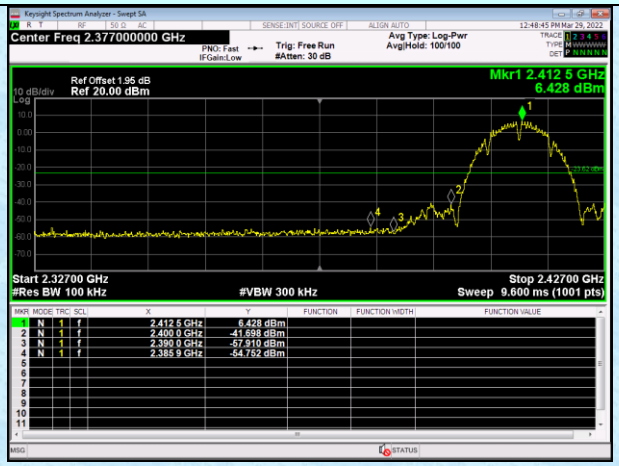

Lowest channel

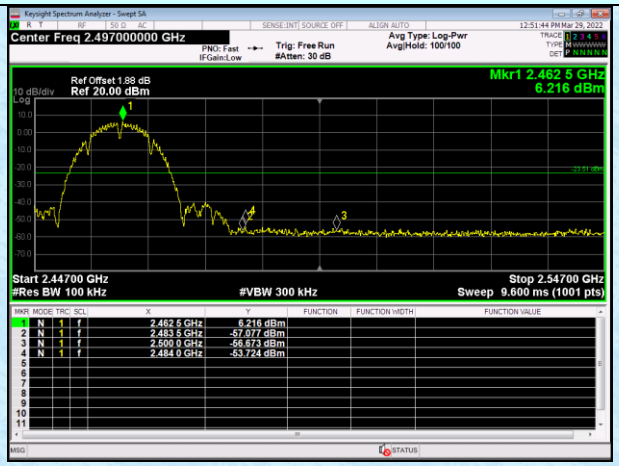

Highest channel

Test mode:	802.11g

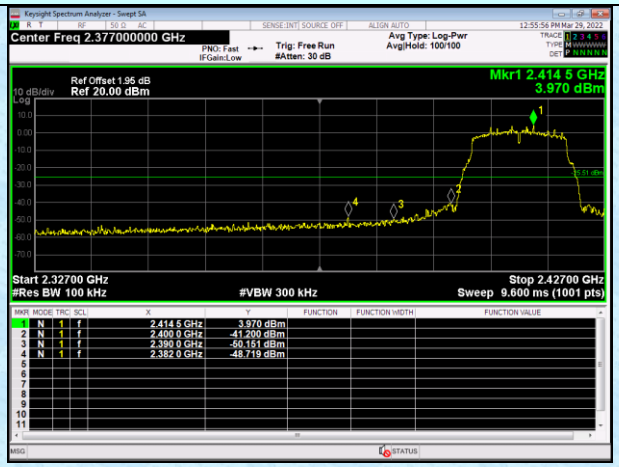

Lowest channel

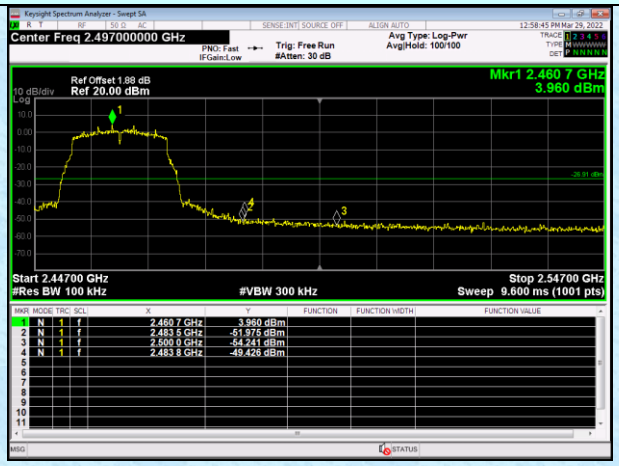

Highest channel

Test mode:	802.11n(HT20)

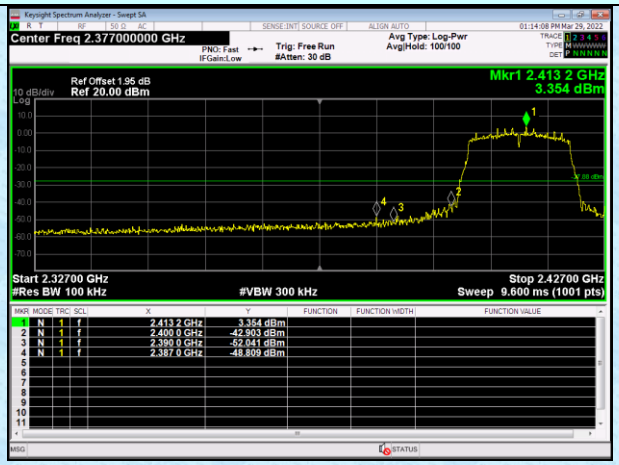

Lowest channel

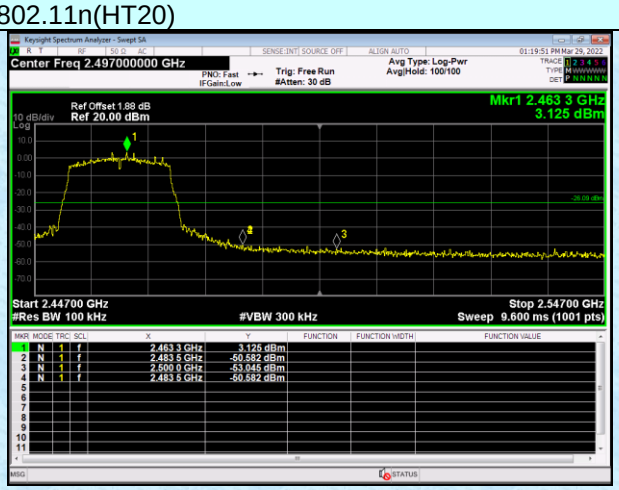

Highest channel

Test mode:	802.11n(HT40)

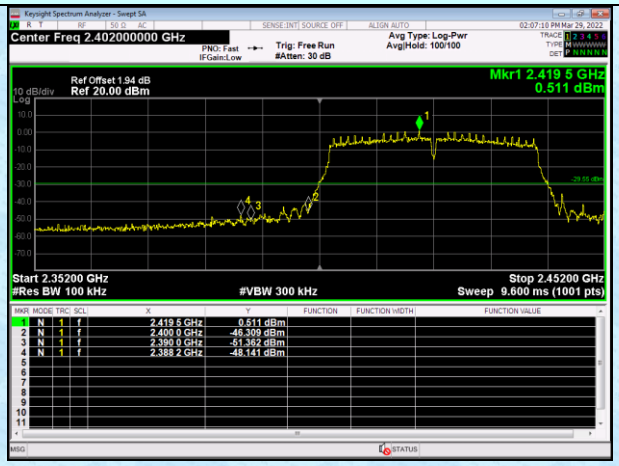

Lowest channel

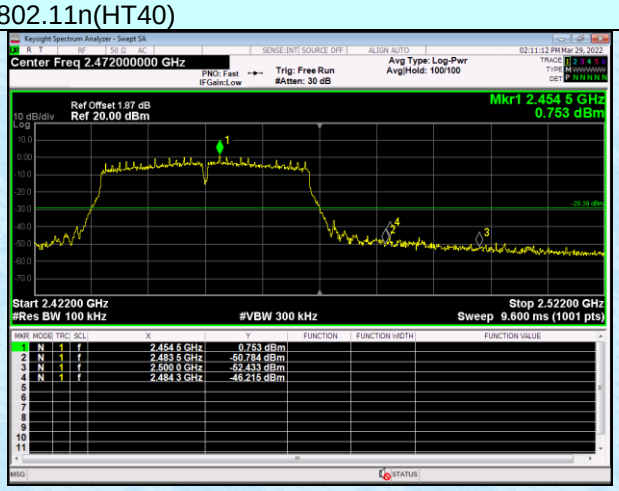

Highest channel

Test plot as follows (ANT B):

Test mode:	802.11b

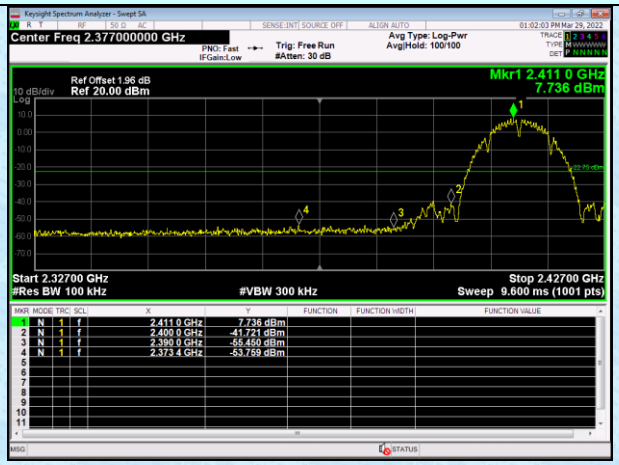

Lowest channel

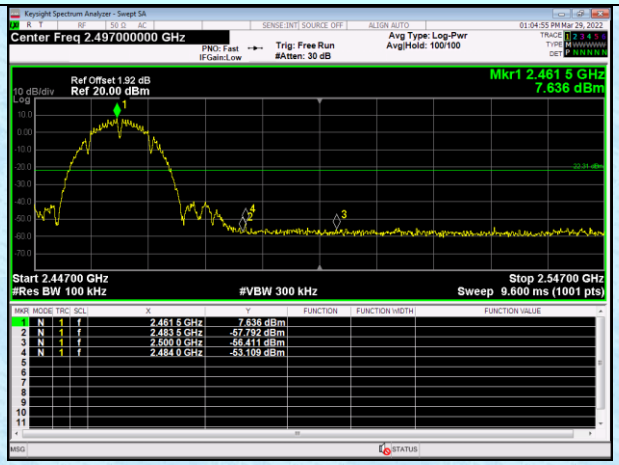

Highest channel

Test mode:	802.11g

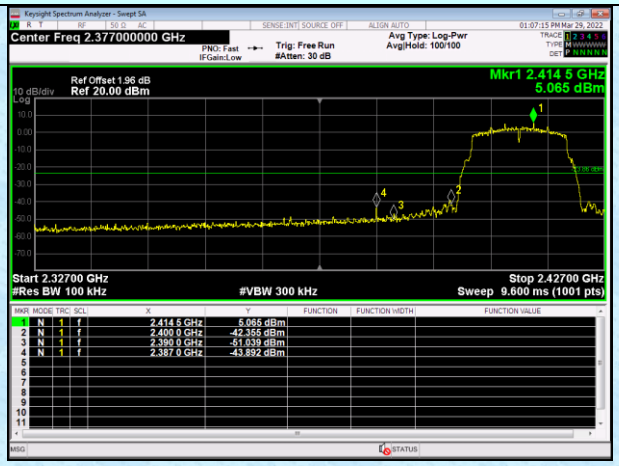

Lowest channel

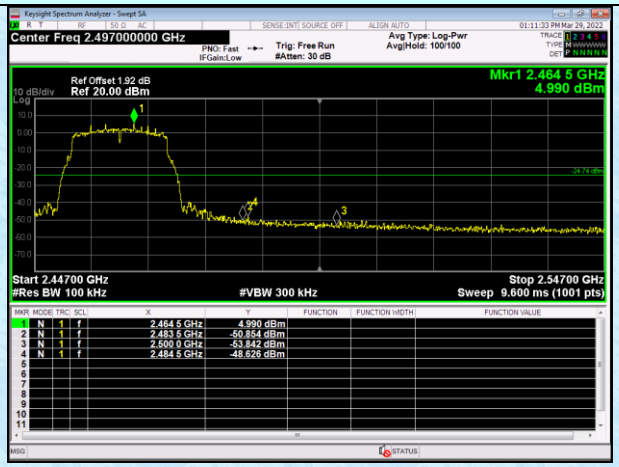

Highest channel

Test mode:	802.11n(HT20)

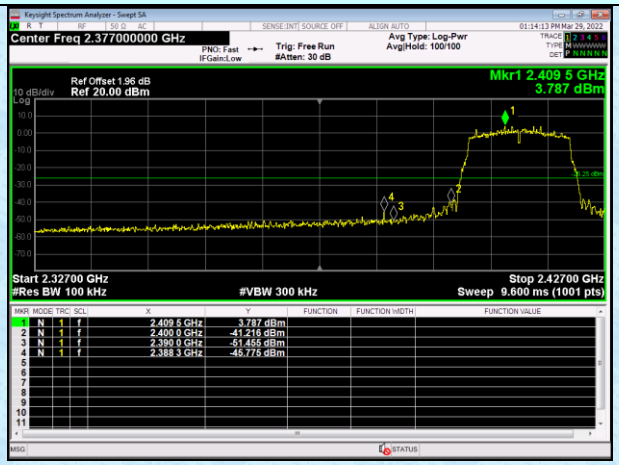

Lowest channel

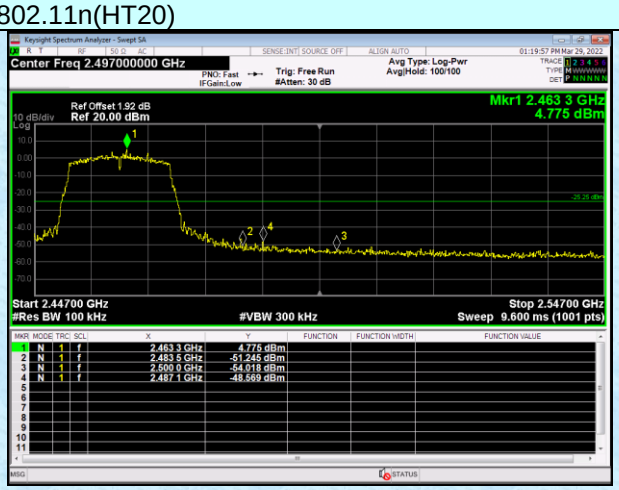

Highest channel

Test mode:	802.11n(HT40)

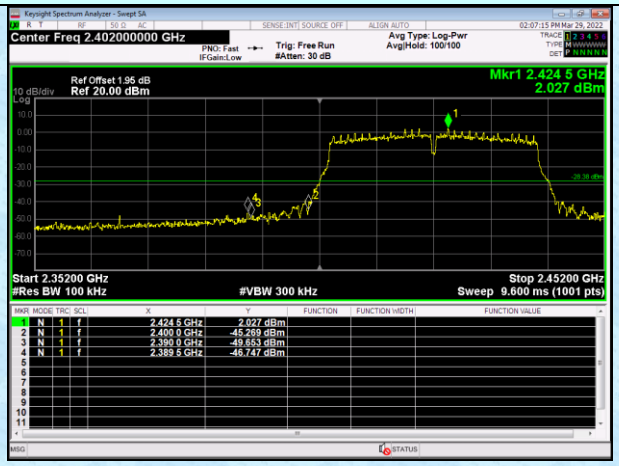

Lowest channel

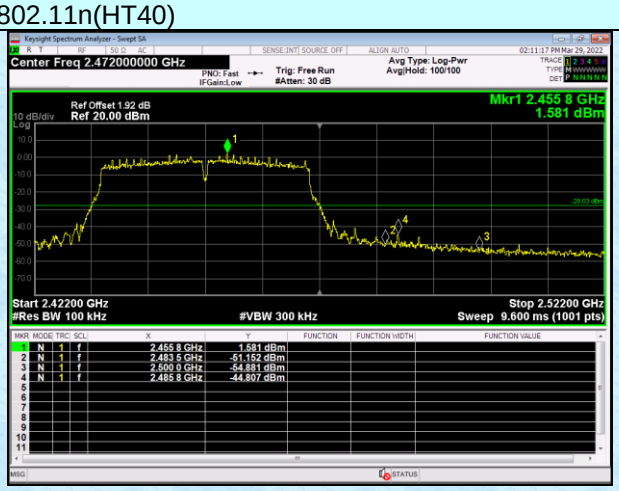

Highest channel

7.5.2 Radiated Emission Method

Test Requirement:	FCC Part15 C Section 15.209 and 15.205
Test Method:	ANSI C63.10:2013
Test Frequency Range:	9kHz to 26.5GHz
Test site:	Measurement Distance: 3m

Receiver setup:

Frequency	Detector	RBW	VBW	Value
9KHz-150KHz	Quasi-peak	200Hz	600Hz	Quasi-peak
150KHz-30MHz	Quasi-peak	9KHz	30KHz	Quasi-peak
30MHz-1GHz	Quasi-peak	120KHz	300KHz	Quasi-peak
Above 1GHz	Peak	1MHz	3MHz	Peak
	Peak	1MHz	10Hz	Average

Limit:

Frequency	Limit (uV/m)	Value	Measurement Distance
0.009MHz-0.490MHz	2400/F(KHz)	QP	300m
0.490MHz-1.705MHz	24000/F(KHz)	QP	30m
1.705MHz-30MHz	30	QP	30m
30MHz-88MHz	100	QP	3m
88MHz-216MHz	150	QP	
216MHz-960MHz	200	QP	
960MHz-1GHz	500	QP	
Above 1GHz	500	Average	
	5000	Peak	

Test setup:

For radiated emissions from 9kHz to 30MHz

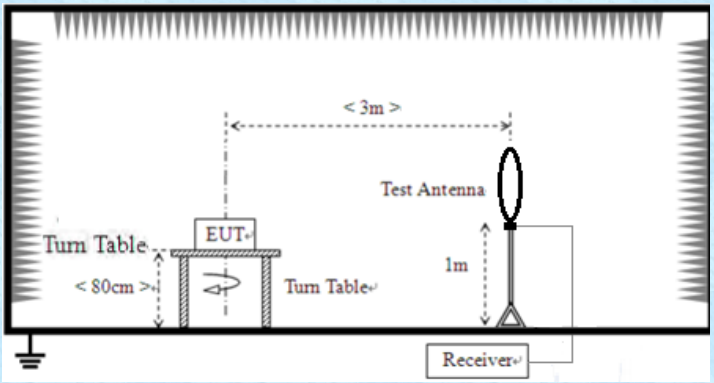

	For radiated emissions from 30MHz to1GHz 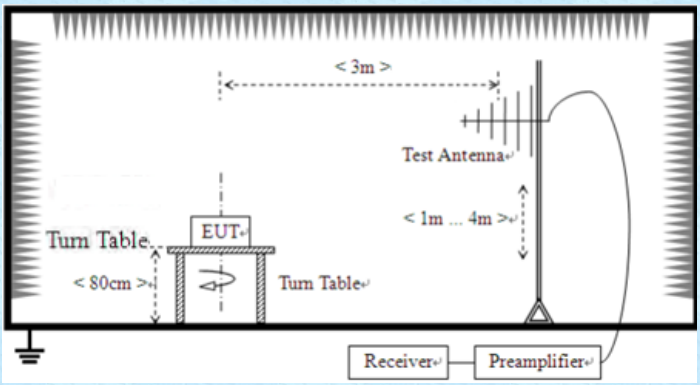 For radiated emissions above 1GHz 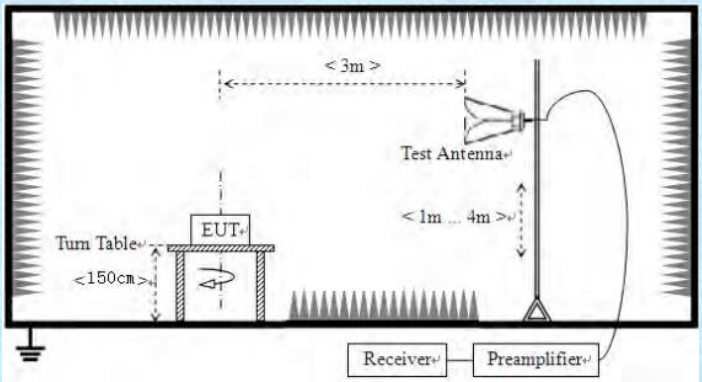
Test Procedure:	1. The EUT was placed on the top of a rotating table (0.8m for below 1G and 1.5m for above 1G) above the ground at a 3 meter camber. The table was rotated 360 degrees to determine the position of the highest radiation. 2. The EUT was set 3 meters away from the interference-receiving antenna, which was mounted on the top of a variable-height antenna tower. 3. The antenna height is varied from one meter to four meters above the ground to determine the maximum value of the field strength. Both horizontal and vertical polarizations of the antenna are set to make the measurement. 4. For each suspected emission, the EUT was arranged to its worst case and then the antenna was tuned to heights from 1 meter to 4 meters and the rota table was turned from 0 degrees to 360 degrees to find the maximum reading. 5. The test-receiver system was set to Peak Detect Function and Specified Bandwidth with Maximum Hold Mode. 6. If the emission level of the EUT in peak mode was 10dB lower than the limit specified, then testing could be stopped and the peak values of the EUT would be reported. Otherwise the emissions that did not have 10dB margin would be re-tested one by one using peak, quasi-peak or average method as specified and then reported in a data sheet.
Test Instruments:	Refer to section 6.0 for details

Test mode:	Refer to section 5.2 for details					
Test environment:	Temp.:	26 °C	Humid.:	53%	Press.:	1010mbar
Test voltage:	DC 5V					
Test results:	Pass					

Remarks:

1. *Only the worst case Main Antenna test data.*
2. *Pre-scan all kind of the place mode (X-axis, Y-axis, Z-axis), and found the Y-axis which it is worse case.*
3. *Both high and low voltages have been tested to show only the worst low voltage test data.*

Measurement data:

- 9kHz~30MHz

The emission from 9 kHz-30MHz was pre-tested and found the result was 20dB lower than the limit, and according to 15.31(o) the test result no need to reported.

Below 1GHz

Pre-scan all test modes, found worst case at 802.11b 2412MHz of ANT A, and so only show the test result of 802.11b 2412MHz of ANT A.

Horizontal:

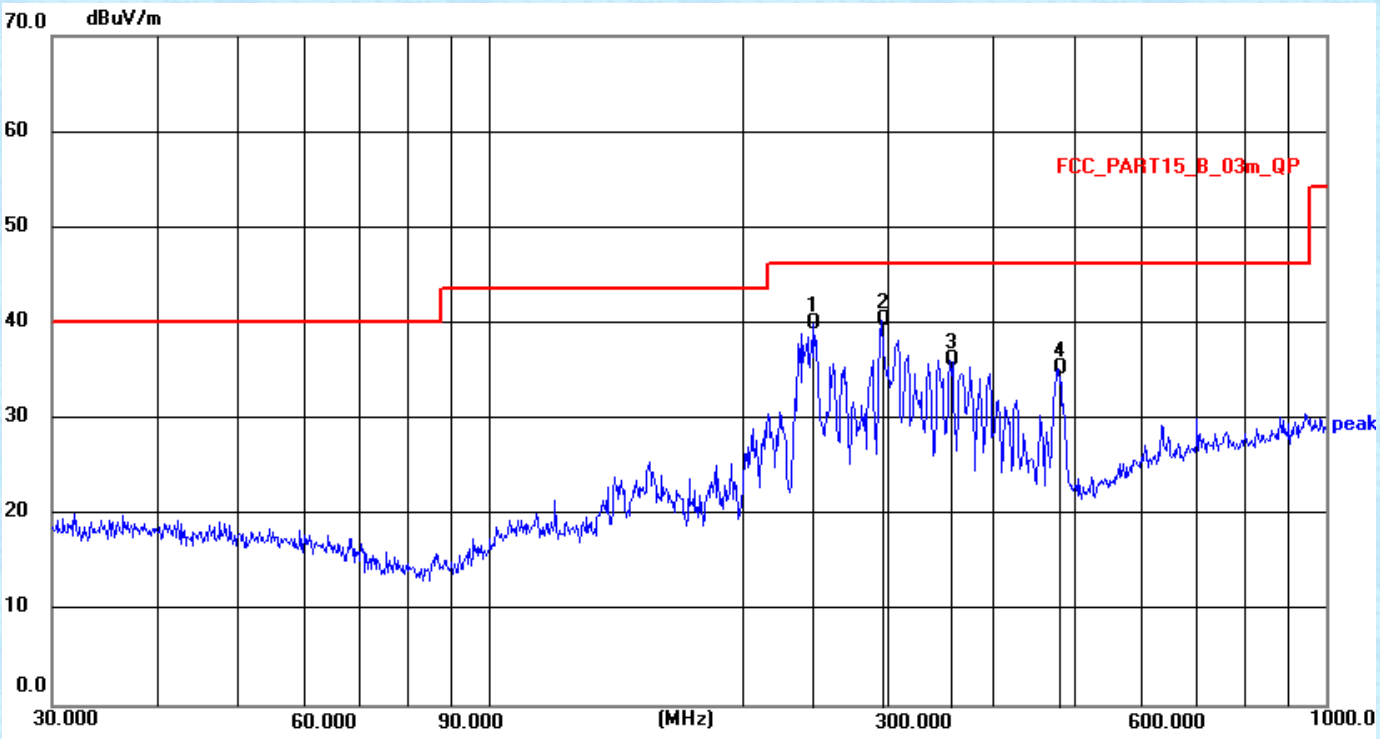

No.	Frequency (MHz)	Reading (dBuV)	Factor (dB/m)	Level (dBuV/m)	Limit (dBuV/m)	Margin (dB)	Remark
1	244.2321	26.54	13.43	39.97	46.00	6.03	QP
2	294.1137	25.66	14.62	40.28	46.00	5.72	QP
3	355.4273	20.21	15.94	36.15	46.00	9.85	QP
4	478.8456	16.91	18.34	35.25	46.00	10.75	QP

Vertical:

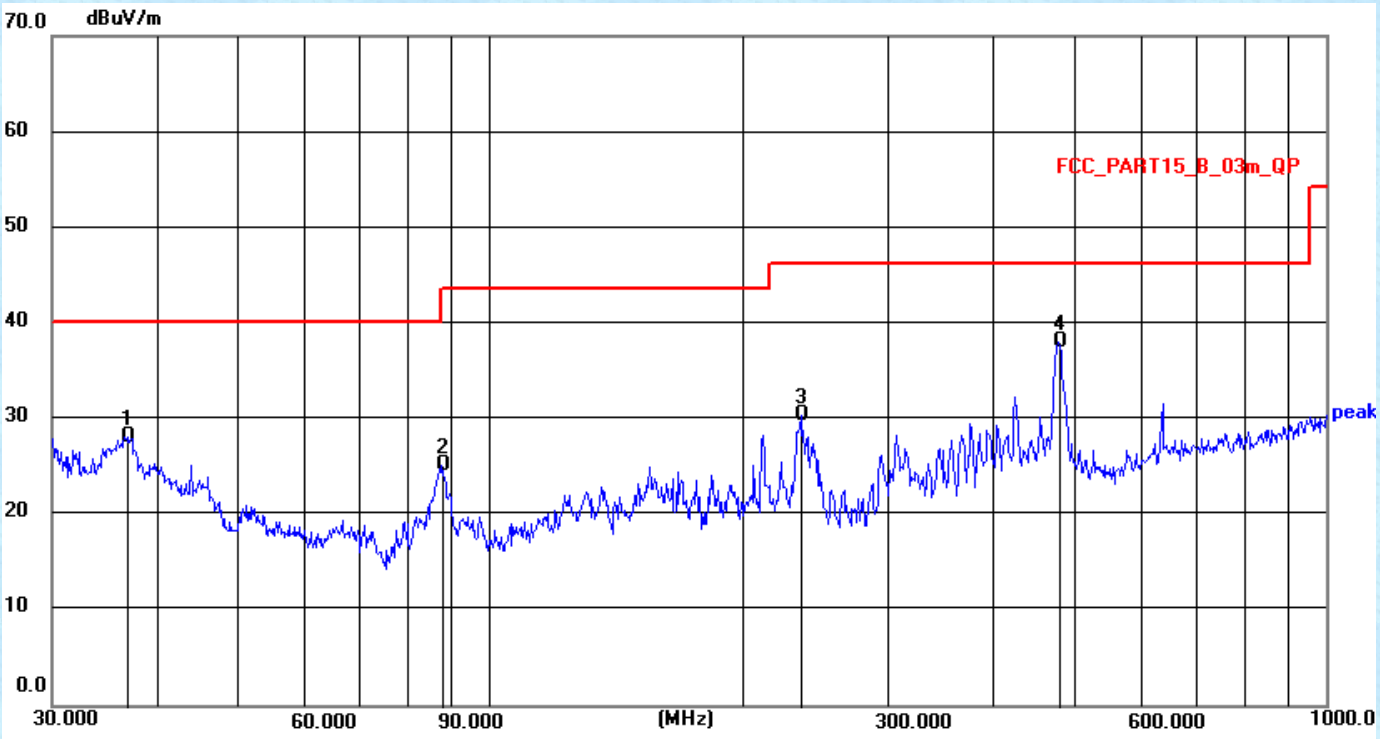

No.	Frequency (MHz)	Reading (dBuV)	Factor (dB/m)	Level (dBuV/m)	Limit (dBuV/m)	Margin (dB)	Remark
1	36.8953	14.73	13.42	28.15	40.00	11.85	QP
2	87.7248	14.15	11.01	25.16	40.00	14.84	QP
3	235.8164	17.16	13.19	30.35	46.00	15.65	QP
4	478.8456	19.69	18.34	38.03	46.00	7.97	QP

Remark:

1. Level=Reading Level+Factor

1 Factor = Antenna Factor + Cable Loss – Preamplifier Factor

2 The emission levels of other frequencies are very lower than the limit and not show in test report.

Unwanted Emissions in non-restricted Frequency Bands

■ **Above 1GHz**

Test mode:	802.11b(worst case ANT A)	Test channel:	Lowest

Peak value:

Frequency (MHz)	Read Level (dBuV)	Antenna Factor (dB/m)	Cable Loss (dB)	Preamp Factor (dB)	Level (dBuV/m)	Limit Line (dBuV/m)	Over Limit (dB)	polarization
4824	47.57	31.79	8.62	32.1	55.88	74	-18.12	Vertical
7236	34.47	36.19	11.68	31.97	50.37	74	-23.63	Vertical
4824	47.96	31.79	8.62	32.1	56.27	74	-17.73	Horizontal
7236	37.52	36.19	11.68	31.97	53.42	74	-20.58	Horizontal

Average value:

Frequency (MHz)	Read Level (dBuV)	Antenna Factor (dB/m)	Cable Loss (dB)	Preamp Factor (dB)	Level (dBuV/m)	Limit Line (dBuV/m)	Over Limit (dB)	polarization
4824	40.6	31.79	8.62	32.1	48.91	54	-5.09	Vertical
7236	25.46	36.19	11.68	31.97	41.36	54	-12.64	Vertical
4824	40.5	31.79	8.62	32.1	48.81	54	-5.19	Horizontal
7236	26.93	36.19	11.68	31.97	42.83	54	-11.17	Horizontal

Test mode:	802.11b (worst case ANT A)	Test channel:	Middle

Peak value:

Frequency (MHz)	Read Level (dBuV)	Antenna Factor (dB/m)	Cable Loss (dB)	Preamp Factor (dB)	Level (dBuV/m)	Limit Line (dBuV/m)	Over Limit (dB)	polarization
4874	48.51	31.85	8.66	32.12	56.9	74	-17.1	Vertical
7311	36.51	36.37	11.71	31.91	52.68	74	-21.32	Vertical
4874	50.19	31.85	8.66	32.12	58.58	74	-15.42	Horizontal
7311	33.4	36.37	11.71	31.91	49.57	74	-24.43	Horizontal

Average value:

Frequency (MHz)	Read Level (dBuV)	Antenna Factor (dB/m)	Cable Loss (dB)	Preamp Factor (dB)	Level (dBuV/m)	Limit Line (dBuV/m)	Over Limit (dB)	polarization
4874	37.89	31.85	8.66	32.12	46.28	54	-7.72	Vertical
7311	24.88	36.37	11.71	31.91	41.05	54	-12.95	Vertical
4874	39.74	31.85	8.66	32.12	48.13	54	-5.87	Horizontal
7311	24.34	36.37	11.71	31.91	40.51	54	-13.49	Horizontal

Test mode:	802.11b (worst case ANT A)	Test channel:	Highest

Peak value:

Frequency (MHz)	Read Level (dBuV)	Antenna Factor (dB/m)	Cable Loss (dB)	Preamp Factor (dB)	Level (dBuV/m)	Limit Line (dBuV/m)	Over Limit (dB)	polarization
4924	47.49	31.9	8.7	32.15	55.94	74	-18.06	Vertical
7386	36.56	36.49	11.76	31.83	52.98	74	-21.02	Vertical
4924	50.92	31.9	8.7	32.15	59.37	74	-14.63	Horizontal
7386	37.77	36.49	11.76	31.83	54.19	74	-19.81	Horizontal

Average value:

Frequency (MHz)	Read Level (dBuV)	Antenna Factor (dB/m)	Cable Loss (dB)	Preamp Factor (dB)	Level (dBuV/m)	Limit Line (dBuV/m)	Over Limit (dB)	polarization
4924	38.33	31.9	8.7	32.15	46.78	54	-7.22	Vertical
7386	24.21	36.49	11.76	31.83	40.63	54	-13.37	Vertical
4924	39.95	31.9	8.7	32.15	48.4	54	-5.6	Horizontal
7386	26.15	36.49	11.76	31.83	42.57	54	-11.43	Horizontal

Test mode:	802.11g (worst case ANT A)	Test channel:	lowest

Peak value:

Frequency (MHz)	Read Level (dBuV)	Antenna Factor (dB/m)	Cable Loss (dB)	Preamp Factor (dB)	Level (dBuV/m)	Limit Line (dBuV/m)	Over Limit (dB)	polarization
4824	48.16	31.79	8.62	32.1	56.47	74	-17.53	Vertical
7236	34.39	36.19	11.68	31.97	50.29	74	-23.71	Vertical
4824	49.19	31.79	8.62	32.1	57.5	74	-16.5	Horizontal
7236	36.74	36.19	11.68	31.97	52.64	74	-21.36	Horizontal

Average value:

Frequency (MHz)	Read Level (dBuV)	Antenna Factor (dB/m)	Cable Loss (dB)	Preamp Factor (dB)	Level (dBuV/m)	Limit Line (dBuV/m)	Over Limit (dB)	polarization
4824	40.45	31.79	8.62	32.1	48.76	54	-5.24	Vertical
7236	24.13	36.19	11.68	31.97	40.03	54	-13.97	Vertical
4824	40.72	31.79	8.62	32.1	49.03	54	-4.97	Horizontal
7236	27.16	36.19	11.68	31.97	43.06	54	-10.94	Horizontal

Test mode:	802.11g (worst case ANT A)	Test channel:	Middle

Peak value:

Frequency (MHz)	Read Level (dBuV)	Antenna Factor (dB/m)	Cable Loss (dB)	Preamp Factor (dB)	Level (dBuV/m)	Limit Line (dBuV/m)	Over Limit (dB)	polarization
4874	46.93	31.85	8.66	32.12	55.32	74	-18.68	Vertical
7311	35.02	36.37	11.71	31.91	51.19	74	-22.81	Vertical
4874	48.89	31.85	8.66	32.12	57.28	74	-16.72	Horizontal
7311	33.89	36.37	11.71	31.91	50.06	74	-23.94	Horizontal

Average value:

Frequency (MHz)	Read Level (dBuV)	Antenna Factor (dB/m)	Cable Loss (dB)	Preamp Factor (dB)	Level (dBuV/m)	Limit Line (dBuV/m)	Over Limit (dB)	polarization
4874	37.25	31.85	8.66	32.12	45.64	54	-8.36	Vertical
7311	26.14	36.37	11.71	31.91	42.31	54	-11.69	Vertical
4874	37.95	31.85	8.66	32.12	46.34	54	-7.66	Horizontal
7311	24.45	36.37	11.71	31.91	40.62	54	-13.38	Horizontal

Test mode:	802.11g (worst case ANT A)	Test channel:	Highest

Peak value:

Frequency (MHz)	Read Level (dBuV)	Antenna Factor (dB/m)	Cable Loss (dB)	Preamp Factor (dB)	Level (dBuV/m)	Limit Line (dBuV/m)	Over Limit (dB)	polarization
4924	50.25	31.9	8.7	32.15	58.7	74	-15.3	Vertical
7386	36.17	36.49	11.76	31.83	52.59	74	-21.41	Vertical
4924	49.3	31.9	8.7	32.15	57.75	74	-16.25	Horizontal
7386	36.11	36.49	11.76	31.83	52.53	74	-21.47	Horizontal

Average value:

Frequency (MHz)	Read Level (dBuV)	Antenna Factor (dB/m)	Cable Loss (dB)	Preamp Factor (dB)	Level (dBuV/m)	Limit Line (dBuV/m)	Over Limit (dB)	polarization
4924	37.16	31.9	8.7	32.15	45.61	54	-8.39	Vertical
7386	26.01	36.49	11.76	31.83	42.43	54	-11.57	Vertical
4924	40.81	31.9	8.7	32.15	49.26	54	-4.74	Horizontal
7386	26.08	36.49	11.76	31.83	42.5	54	-11.5	Horizontal

Test mode:	802.11n(HT20)	Test channel:	Lowest

Peak value:

Frequency (MHz)	Read Level (dBuV)	Antenna Factor (dB/m)	Cable Loss (dB)	Preamp Factor (dB)	Level (dBuV/m)	Limit Line (dBuV/m)	Over Limit (dB)	polarization
4824	48.33	31.79	8.62	32.1	56.64	74	-17.36	Vertical
7236	35.29	36.19	11.68	31.97	51.19	74	-22.81	Vertical
4824	48.68	31.79	8.62	32.1	56.99	74	-17.01	Horizontal
7236	36.59	36.19	11.68	31.97	52.49	74	-21.51	Horizontal

Average value:

Frequency (MHz)	Read Level (dBuV)	Antenna Factor (dB/m)	Cable Loss (dB)	Preamp Factor (dB)	Level (dBuV/m)	Limit Line (dBuV/m)	Over Limit (dB)	polarization
4824	39.5	31.79	8.62	32.1	47.81	54	-6.19	Vertical
7236	23.9	36.19	11.68	31.97	39.8	54	-14.2	Vertical
4824	40.94	31.79	8.62	32.1	49.25	54	-4.75	Horizontal
7236	27.13	36.19	11.68	31.97	43.03	54	-10.97	Horizontal

Test mode:	802.11n(HT20)	Test channel:	Middle

Peak value:

Frequency (MHz)	Read Level (dBuV)	Antenna Factor (dB/m)	Cable Loss (dB)	Preamp Factor (dB)	Level (dBuV/m)	Limit Line (dBuV/m)	Over Limit (dB)	polarization
4874	47.06	31.85	8.66	32.12	55.45	74	-18.55	Vertical
7311	35.04	36.37	11.71	31.91	51.21	74	-22.79	Vertical
4874	49.27	31.85	8.66	32.12	57.66	74	-16.34	Horizontal
7311	33.86	36.37	11.71	31.91	50.03	74	-23.97	Horizontal

Average value:

Frequency (MHz)	Read Level (dBuV)	Antenna Factor (dB/m)	Cable Loss (dB)	Preamp Factor (dB)	Level (dBuV/m)	Limit Line (dBuV/m)	Over Limit (dB)	polarization
4874	37.01	31.85	8.66	32.12	45.4	54	-8.6	Vertical
7311	26.1	36.37	11.71	31.91	42.27	54	-11.73	Vertical
4874	39.13	31.85	8.66	32.12	47.52	54	-6.48	Horizontal
7311	22.78	36.37	11.71	31.91	38.95	54	-15.05	Horizontal

Test mode:	802.11n(HT20)	Test channel:	Highest

Peak value:

Frequency (MHz)	Read Level (dBuV)	Antenna Factor (dB/m)	Cable Loss (dB)	Preamp Factor (dB)	Level (dBuV/m)	Limit Line (dBuV/m)	Over Limit (dB)	polarization
4924	48.44	31.9	8.7	32.15	56.89	74	-17.11	Vertical
7386	35.88	36.49	11.76	31.83	52.3	74	-21.7	Vertical
4924	50.98	31.9	8.7	32.15	59.43	74	-14.57	Horizontal
7386	36.57	36.49	11.76	31.83	52.99	74	-21.01	Horizontal

Average value:

Frequency (MHz)	Read Level (dBuV)	Antenna Factor (dB/m)	Cable Loss (dB)	Preamp Factor (dB)	Level (dBuV/m)	Limit Line (dBuV/m)	Over Limit (dB)	polarization
4924	36.92	31.9	8.7	32.15	45.37	54	-8.63	Vertical
7386	24.67	36.49	11.76	31.83	41.09	54	-12.91	Vertical
4924	40.65	31.9	8.7	32.15	49.1	54	-4.9	Horizontal
7386	26.37	36.49	11.76	31.83	42.79	54	-11.21	Horizontal

Test mode:	802.11n(HT40)	Test channel:	Lowest

Peak value:

Frequency (MHz)	Read Level (dBuV)	Antenna Factor (dB/m)	Cable Loss (dB)	Preamp Factor (dB)	Level (dBuV/m)	Limit Line (dBuV/m)	Over Limit (dB)	polarization
4844	48.43	31.81	8.63	32.11	56.76	74	-17.24	Vertical
7266	34.41	36.28	11.69	31.94	50.44	74	-23.56	Vertical
4844	48.27	31.81	8.63	32.11	56.6	74	-17.4	Horizontal
7266	34.13	36.28	11.69	31.94	50.16	74	-23.84	Horizontal

Average value:

Frequency (MHz)	Read Level (dBuV)	Antenna Factor (dB/m)	Cable Loss (dB)	Preamp Factor (dB)	Level (dBuV/m)	Limit Line (dBuV/m)	Over Limit (dB)	polarization
4844	37.1	31.81	8.63	32.11	45.43	54	-8.57	Vertical
7266	26.32	36.28	11.69	31.94	42.35	54	-11.65	Vertical
4844	39.98	31.81	8.63	32.11	48.31	54	-5.69	Horizontal
7266	23.73	36.28	11.69	31.94	39.76	54	-14.24	Horizontal

Test mode:	802.11n(HT40)	Test channel:	Middle

Peak value:

Frequency (MHz)	Read Level (dBuV)	Antenna Factor (dB/m)	Cable Loss (dB)	Preamp Factor (dB)	Level (dBuV/m)	Limit Line (dBuV/m)	Over Limit (dB)	polarization
4874	46.59	31.85	8.66	32.12	54.98	74	-19.02	Vertical
7311	36.47	36.37	11.71	31.91	52.64	74	-21.36	Vertical
4874	47.93	31.85	8.66	32.12	56.32	74	-17.68	Horizontal
7311	34.17	36.37	11.71	31.91	50.34	74	-23.66	Horizontal

Average value:

Frequency (MHz)	Read Level (dBuV)	Antenna Factor (dB/m)	Cable Loss (dB)	Preamp Factor (dB)	Level (dBuV/m)	Limit Line (dBuV/m)	Over Limit (dB)	polarization
4874	38.57	31.85	8.66	32.12	46.96	54	-7.04	Vertical
7311	24.91	36.37	11.71	31.91	41.08	54	-12.92	Vertical
4874	37.78	31.85	8.66	32.12	46.17	54	-7.83	Horizontal
7311	23.88	36.37	11.71	31.91	40.05	54	-13.95	Horizontal

Test mode:	802.11n(HT40)	Test channel:	Highest

Peak value:

Frequency (MHz)	Read Level (dBuV)	Antenna Factor (dB/m)	Cable Loss (dB)	Preamp Factor (dB)	Level (dBuV/m)	Limit Line (dBuV/m)	Over Limit (dB)	polarization
4904	47.17	31.88	8.68	32.13	55.6	74	-18.4	Vertical
7356	33.46	36.45	11.75	31.86	49.8	74	-24.2	Vertical
4904	47.77	31.88	8.68	32.13	56.2	74	-17.8	Horizontal
7356	34.67	36.45	11.75	31.86	51.01	74	-22.99	Horizontal

Average value:

Frequency (MHz)	Read Level (dBuV)	Antenna Factor (dB/m)	Cable Loss (dB)	Preamp Factor (dB)	Level (dBuV/m)	Limit Line (dBuV/m)	Over Limit (dB)	polarization
4904	38.61	31.88	8.68	32.13	47.04	54	-6.96	Vertical
7356	25.07	36.45	11.75	31.86	41.41	54	-12.59	Vertical
4904	38.43	31.88	8.68	32.13	46.86	54	-7.14	Horizontal
7356	23.72	36.45	11.75	31.86	40.06	54	-13.94	Horizontal

Test mode:	802.11b (worst case ANT A)	Test channel:	Lowest

Peak value:

Frequency (MHz)	Read Level (dBuV)	Antenna Factor (dB/m)	Cable Loss (dB)	Preamp Factor (dB)	Level (dBuV/m)	Limit Line (dBuV/m)	Over Limit (dB)	polarization
2310	50.21	27.14	6.19	42.04	41.5	74	-32.5	Horizontal
2390	67.44	27.37	6.31	42.11	59.01	74	-14.99	Horizontal
2310	48.21	27.14	6.19	42.04	39.5	74	-34.5	Vertical
2390	65.97	27.37	6.31	42.11	57.54	74	-16.46	Vertical

Average value:

Frequency (MHz)	Read Level (dBuV)	Antenna Factor (dB/m)	Cable Loss (dB)	Preamp Factor (dB)	Level (dBuV/m)	Limit Line (dBuV/m)	Over Limit (dB)	polarization
2310	35.12	27.14	6.19	42.04	26.41	54	-27.59	Horizontal
2390	53.22	27.37	6.31	42.11	44.79	54	-9.21	Horizontal
2310	34.71	27.14	6.19	42.04	26	54	-28	Vertical
2390	50.3	27.37	6.31	42.11	41.87	54	-12.13	Vertical

Test mode:	802.11b (worst case ANT A)	Test channel:	Highest

Peak value:

Frequency (MHz)	Read Level (dBuV)	Antenna Factor (dB/m)	Cable Loss (dB)	Preamp Factor (dB)	Level (dBuV/m)	Limit Line (dBuV/m)	Over Limit (dB)	polarization
2483.5	68.65	27.66	6.45	42.01	60.75	74	-13.25	Horizontal
2500	50.56	27.7	6.47	42	42.73	74	-31.27	Horizontal
2483.5	68.08	27.66	6.45	42.01	60.18	74	-13.82	Vertical
2500	51.75	27.7	6.47	42	43.92	74	-30.08	Vertical

Average value:

Frequency (MHz)	Read Level (dBuV)	Antenna Factor (dB/m)	Cable Loss (dB)	Preamp Factor (dB)	Level (dBuV/m)	Limit Line (dBuV/m)	Over Limit (dB)	polarization
2483.5	55.26	27.66	6.45	42.01	47.36	54	-6.64	Horizontal
2500	35.42	27.7	6.47	42	27.59	54	-26.41	Horizontal
2483.5	52.37	27.66	6.45	42.01	44.47	54	-9.53	Vertical
2500	35.42	27.7	6.47	42	27.59	54	-26.41	Vertical

Test mode:	802.11g (worst case ANT A)	Test channel:	Lowest

Peak value:

Frequency (MHz)	Read Level (dBuV)	Antenna Factor (dB/m)	Cable Loss (dB)	Preamp Factor (dB)	Level (dBuV/m)	Limit Line (dBuV/m)	Over Limit (dB)	polarization
2310	50.42	27.14	6.19	42.04	41.71	74	-32.29	Horizontal
2390	66.66	27.37	6.31	42.11	58.23	74	-15.77	Horizontal
2310	50.24	27.14	6.19	42.04	41.53	74	-32.47	Vertical
2390	64.49	27.37	6.31	42.11	56.06	74	-17.94	Vertical

Average value:

Frequency (MHz)	Read Level (dBuV)	Antenna Factor (dB/m)	Cable Loss (dB)	Preamp Factor (dB)	Level (dBuV/m)	Limit Line (dBuV/m)	Over Limit (dB)	polarization
2310	35.08	27.14	6.19	42.04	26.37	54	-27.63	Horizontal
2390	53.03	27.37	6.31	42.11	44.6	54	-9.4	Horizontal
2310	34.47	27.14	6.19	42.04	25.76	54	-28.24	Vertical
2390	50.14	27.37	6.31	42.11	41.71	54	-12.29	Vertical

Test mode:	802.11g (worst case ANT A)	Test channel:	Highest

Peak value:

Frequency (MHz)	Read Level (dBuV)	Antenna Factor (dB/m)	Cable Loss (dB)	Preamp Factor (dB)	Level (dBuV/m)	Limit Line (dBuV/m)	Over Limit (dB)	polarization
2483.5	70.03	27.66	6.45	42.01	62.13	74	-14.87	Horizontal
2500	52.58	27.7	6.47	42	44.75	74	-29.25	Horizontal
2483.5	66.72	27.66	6.45	42.01	58.82	74	-17.18	Vertical
2500	51.17	27.7	6.47	42	43.34	74	-30.66	Vertical

Average value:

Frequency (MHz)	Read Level (dBuV)	Antenna Factor (dB/m)	Cable Loss (dB)	Preamp Factor (dB)	Level (dBuV/m)	Limit Line (dBuV/m)	Over Limit (dB)	polarization
2483.5	54.03	27.66	6.45	42.01	46.13	54	-7.87	Horizontal
2500	35.56	27.7	6.47	42	27.73	54	-26.27	Horizontal
2483.5	51.72	27.66	6.45	42.01	43.82	54	-10.18	Vertical
2500	34.98	27.7	6.47	42	27.15	54	-26.85	Vertical

Test mode:	802.11n(HT20)	Test channel:	Lowest

Peak value:

Frequency (MHz)	Read Level (dBuV)	Antenna Factor (dB/m)	Cable Loss (dB)	Preamp Factor (dB)	Level (dBuV/m)	Limit Line (dBuV/m)	Over Limit (dB)	polarization
2310	44.56	27.14	6.19	42.04	35.85	74	-38.15	Horizontal
2390	62.86	27.37	6.31	42.11	54.43	74	-19.57	Horizontal
2310	43.79	27.14	6.19	42.04	35.08	74	-38.92	Vertical
2390	60.96	27.37	6.31	42.11	52.53	74	-21.47	Vertical

Average value:

Frequency (MHz)	Read Level (dBuV)	Antenna Factor (dB/m)	Cable Loss (dB)	Preamp Factor (dB)	Level (dBuV/m)	Limit Line (dBuV/m)	Over Limit (dB)	polarization
2310	31.39	27.14	6.19	42.04	22.68	54	-31.32	Horizontal
2390	51.09	27.37	6.31	42.11	42.66	54	-11.34	Horizontal
2310	30.37	27.14	6.19	42.04	21.66	54	-32.34	Vertical
2390	49.27	27.37	6.31	42.11	40.84	54	-13.16	Vertical

Test mode:	802.11n(HT20)	Test channel:	Highest

Peak value:

Frequency (MHz)	Read Level (dBuV)	Antenna Factor (dB/m)	Cable Loss (dB)	Preamp Factor (dB)	Level (dBuV/m)	Limit Line (dBuV/m)	Over Limit (dB)	polarization
2483.5	74.12	27.66	6.45	52.01	56.22	74	-17.78	Horizontal
2500	46.78	27.7	6.47	42	38.95	74	-35.05	Horizontal
2483.5	63.41	27.66	6.45	42.01	55.51	74	-18.49	Vertical
2500	48.09	27.7	6.47	42	40.26	74	-33.74	Vertical

Average value:

Frequency (MHz)	Read Level (dBuV)	Antenna Factor (dB/m)	Cable Loss (dB)	Preamp Factor (dB)	Level (dBuV/m)	Limit Line (dBuV/m)	Over Limit (dB)	polarization
2483.5	53.3	27.66	6.45	42.01	45.4	54	-8.6	Horizontal
2500	34.63	27.7	6.47	42	26.8	54	-27.2	Horizontal
2483.5	52.29	27.66	6.45	42.01	44.39	54	-9.61	Vertical
2500	34.53	27.7	6.47	42	26.7	54	-27.3	Vertical

Test mode:	802.11n(H40)	Test channel:	Lowest

Peak value:

Frequency (MHz)	Read Level (dBuV)	Antenna Factor (dB/m)	Cable Loss (dB)	Preamp Factor (dB)	Level (dBuV/m)	Limit Line (dBuV/m)	Over Limit (dB)	polarization
2310	43.55	27.14	6.19	42.04	34.84	74	-39.16	Horizontal
2390	61.51	27.37	6.31	42.11	53.08	74	-19.92	Horizontal
2310	43.29	27.14	6.19	42.04	34.58	74	-39.42	Vertical
2390	60.38	27.37	6.31	42.11	51.95	74	-22.05	Vertical

Average value:

Frequency (MHz)	Read Level (dBuV)	Antenna Factor (dB/m)	Cable Loss (dB)	Preamp Factor (dB)	Level (dBuV/m)	Limit Line (dBuV/m)	Over Limit (dB)	polarization
2310	31.48	27.14	6.19	42.04	22.77	54	-31.23	Horizontal
2390	49.92	27.37	6.31	42.11	41.49	54	-12.51	Horizontal
2310	30.28	27.14	6.19	42.04	21.57	54	-32.43	Vertical
2390	49.39	27.37	6.31	42.11	40.96	54	-13.04	Vertical

Test mode:	802.11n(HT40)	Test channel:	Highest

Peak value:

Frequency (MHz)	Read Level (dBuV)	Antenna Factor (dB/m)	Cable Loss (dB)	Preamp Factor (dB)	Level (dBuV/m)	Limit Line (dBuV/m)	Over Limit (dB)	polarization
2483.5	62.91	27.66	6.45	42.01	55.01	74	-18.99	Horizontal
2500	44.16	27.7	6.47	42	36.33	74	-37.67	Horizontal
2483.5	62.05	27.66	6.45	42.01	54.15	74	-19.85	Vertical
2500	47.89	27.7	6.47	42	40.06	74	-33.94	Vertical

Average value:

Frequency (MHz)	Read Level (dBuV)	Antenna Factor (dB/m)	Cable Loss (dB)	Preamp Factor (dB)	Level (dBuV/m)	Limit Line (dBuV/m)	Over Limit (dB)	polarization
2483.5	52.11	27.66	6.45	42.01	44.21	54	-9.79	Horizontal
2500	35.13	27.7	6.47	42	27.3	54	-26.7	Horizontal
2483.5	50.89	27.66	6.45	42.01	42.99	54	-11.01	Vertical
2500	34.11	27.7	6.47	42	26.28	54	-27.72	Vertical

Remark.

1. *Level =Reading Level+ Antenna factor + Cable Loss – Amplifier factor*
2. *The emission levels of other frequencies are very lower than the limit and not show in test report.*

8 Test Setup Photo

Reference to the **appendix I** for details.

9 EUT Constructional Details

Reference to the **appendix II** for details.

------End------