High Channel

Frequency	Pol.	Reading	Antenna Factor	Amp. + Cable	DCCF	Result	Limit	Margin
(MHz)	(V/H)	(dB(μV))	(dB)	(dB)	(dB)	(dB(μV/m))	(dB(μV/m))	(dB)
Peak data								
1 652.66	H	70.06	28.95	-49.92	-	49.09	74.00	19.11
2 483.50[1)]	H	39.07	32.07	-29.21	-	41.93	74.00	32.07
4 960.88[1)]	H	67.52	33.98	-54.80	-	46.70	74.00	27.30
7 440.83[1)]	H	58.29	35.40	-50.86	-	42.83	74.00	31.17
Average Data								
No spurious emissions were detected within 20 dB of the limit.								

Horizontal/Vertical for Band-edge

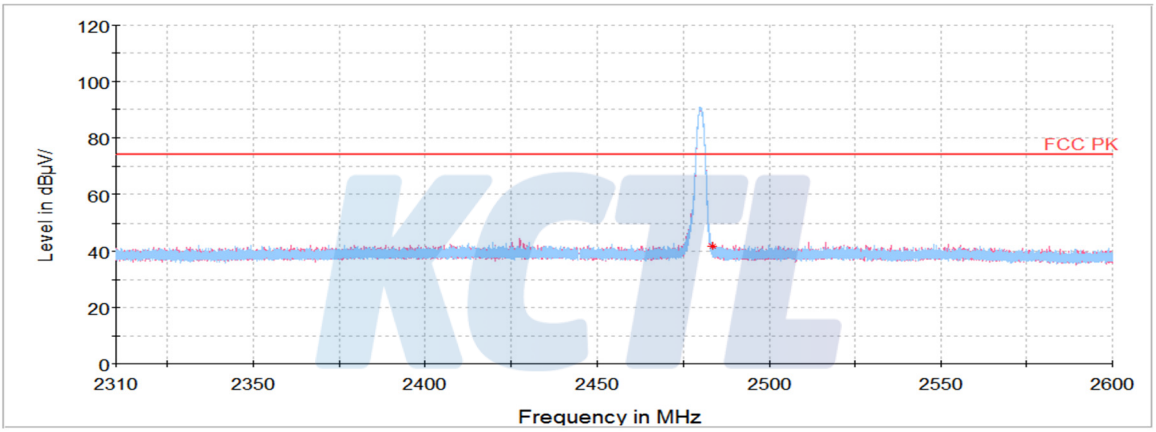

Horizontal/Vertical for 1 ㎓ ~ 3.5 ㎓

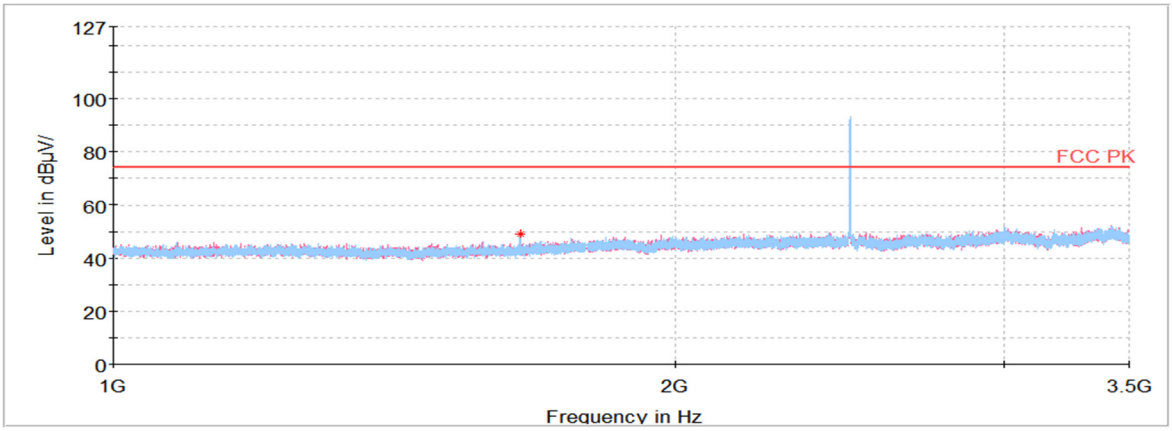

Horizontal/Vertical for 3.5 ㎓ ~ 18 ㎓

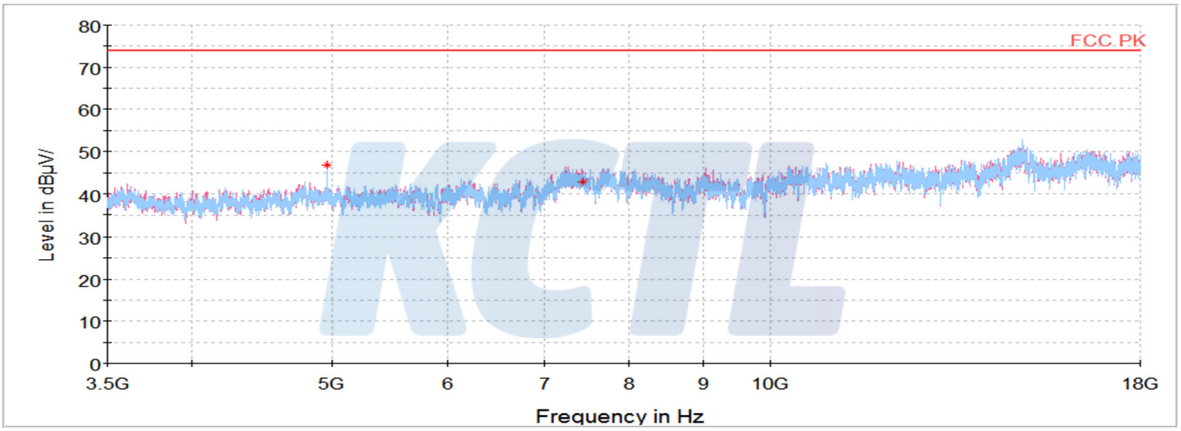

Horizontal/Vertical for 18 ㎓ ~ 26.5 ㎓

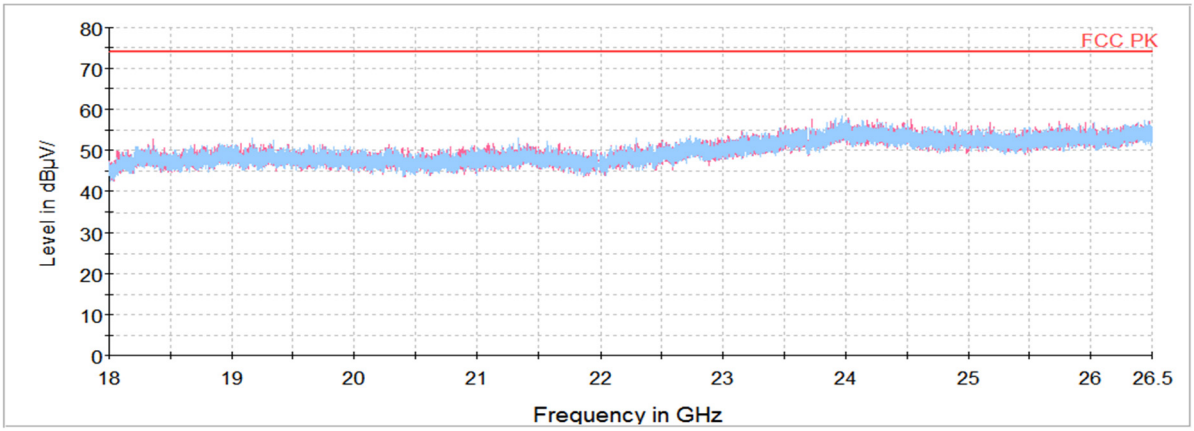

Ant 2
Low Channel

Frequency	Pol.	Reading	Antenna Factor	Amp. + Cable	DCCF	Result	Limit	Margin
(MHz)	(V/H)	(dB(μV))	(dB)	(dB)	(dB)	(dB(μV/m))	(dB(μV/m))	(dB)
Peak data								
2 349.88[1)]	H	45.39	31.80	-29.26	-	47.93	74.00	26.07
4 803.64[1)]	V	64.43	33.92	-52.27	-	46.08	74.00	27.92
12 011.05[1)]	H	68.15	38.61	-50.21	-	56.55	74.00	17.45
Average Data								
12 011.05[1)]	H	68.15	38.61	-50.21	-22.50	34.05	54.00	19.95

Horizontal/Vertical for Band-edge

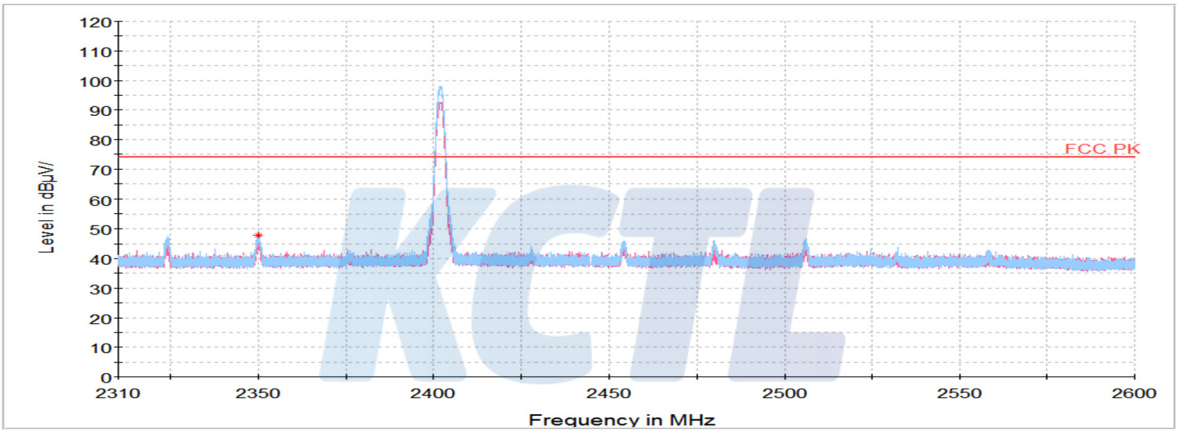

Horizontal/Vertical for 1 ㎓ ~ 3.5 ㎓

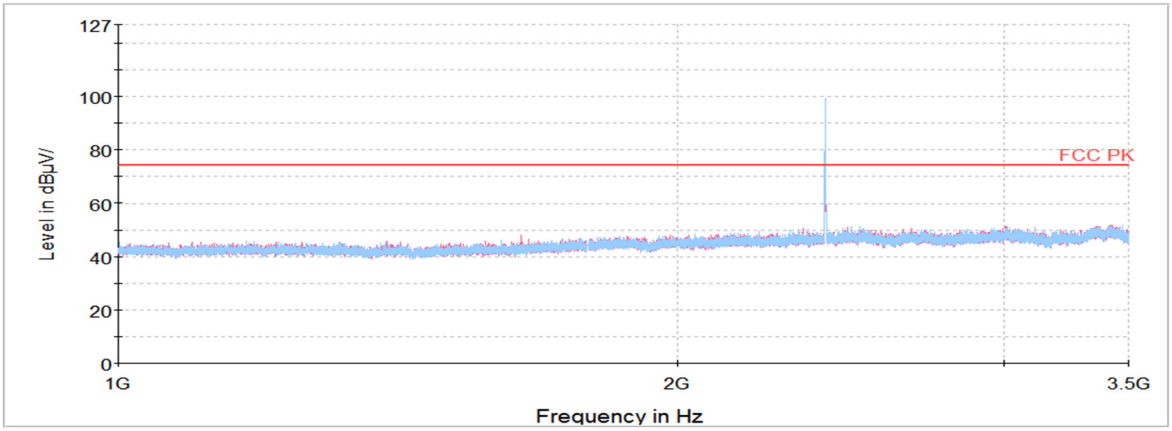

Horizontal/Vertical for 3.5 ㎓ ~ 18 ㎓

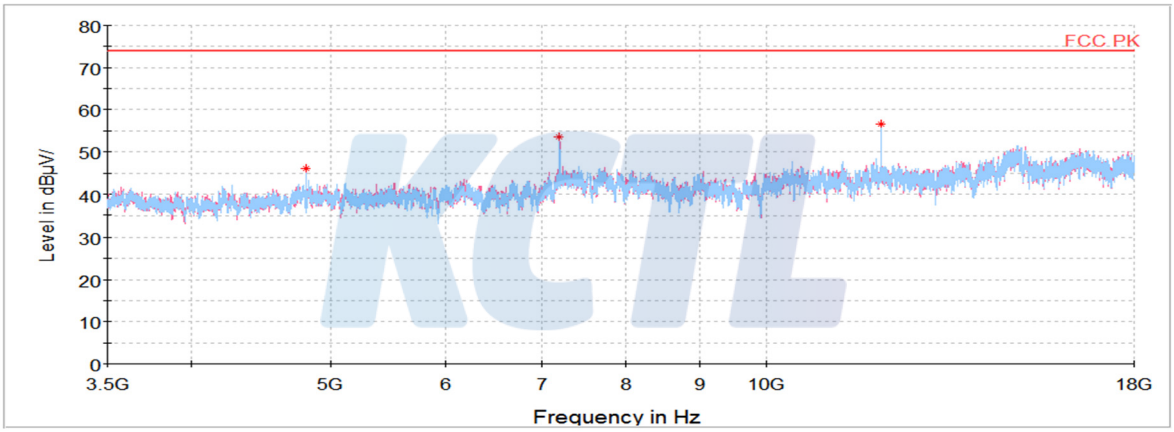

Horizontal/Vertical for 18 ㎓ ~ 26.5 ㎓

Middle Channel

Frequency	Pol.	Reading	Antenna Factor	Amp. + Cable	DCCF	Result	Limit	Margin
(MHz)	(V/H)	(dB(μV))	(dB)	(dB)	(dB)	(dB(μV/m))	(dB(μV/m))	(dB)
Peak data								
4 882.03[1)]	V	70.46	33.95	-54.43	-	49.98	74.00	24.02
7 323.02[1)]	V	70.60	35.40	-51.44	-	54.56	74.00	19.44
12 205.89[1)]	V	66.01	38.85	-50.26	-	54.60	74.00	19.40
Average Data								
7 323.02[1)]	V	70.60	35.40	-51.44	-22.50	32.06	54.00	21.94
12 205.89[1)]	V	66.01	38.85	-50.26	-22.50	32.10	54.00	21.90

This test report shall not be reproduced, except in full, without the written approval

Horizontal/Vertical for 1 ㎓ ~ 3.5 ㎓

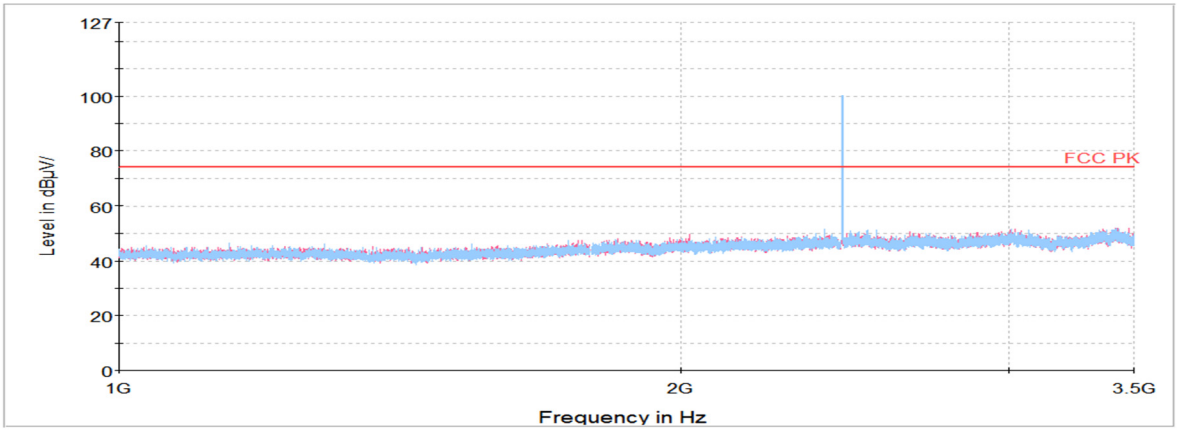

Horizontal/Vertical for 3.5 ㎓ ~ 18 ㎓

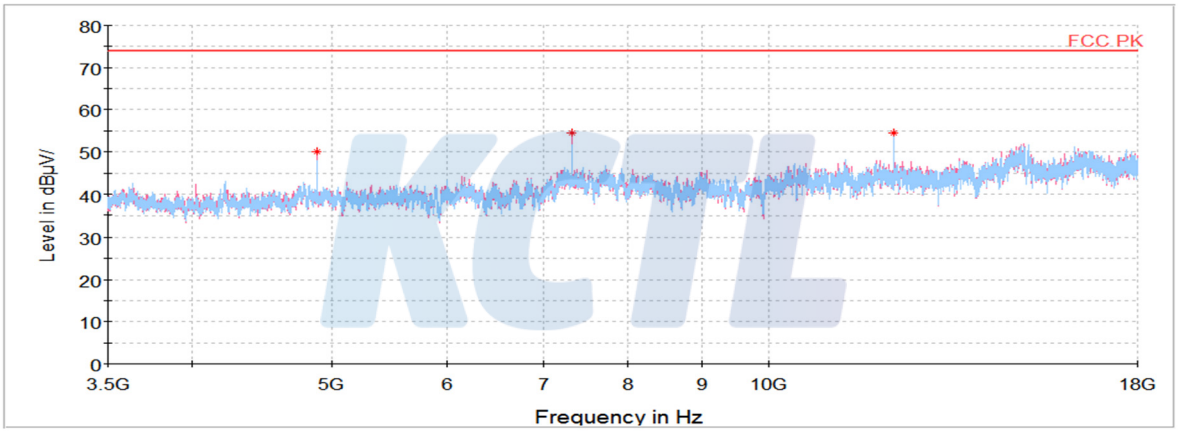

Horizontal/Vertical for 18 ㎓ ~ 26.5 ㎓

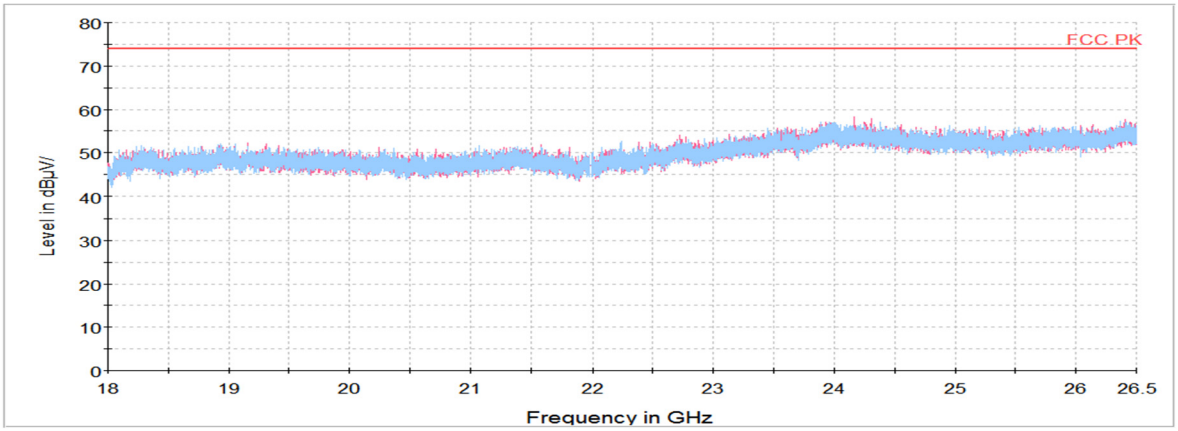

High Channel

Frequency	Pol.	Reading	Antenna Factor	Amp. + Cable	DCCF	Result	Limit	Margin
(MHz)	(V/H)	(dB(μV))	(dB)	(dB)	(dB)	(dB(μV/m))	(dB(μV/m))	(dB)
Peak data								
2 491.59[1)]	H	40.02	32.08	-29.24	-	42.86	74.00	31.14
4 960.03[1)]	V	72.18	33.98	-54.80	-	51.36	74.00	22.64
7 439.92[1)]	V	72.61	35.40	-50.87	-	57.14	74.00	16.86
12 401.19[1)]	V	66.79	39.08	-50.32	-	55.55	74.00	18.45
Average Data								
7 439.92[1)]	V	72.61	35.40	-50.87	-22.50	34.64	54.00	19.36
12 401.19[1)]	V	66.79	39.08	-50.32	-22.50	33.05	54.00	20.95

Horizontal/Vertical for Band-edge

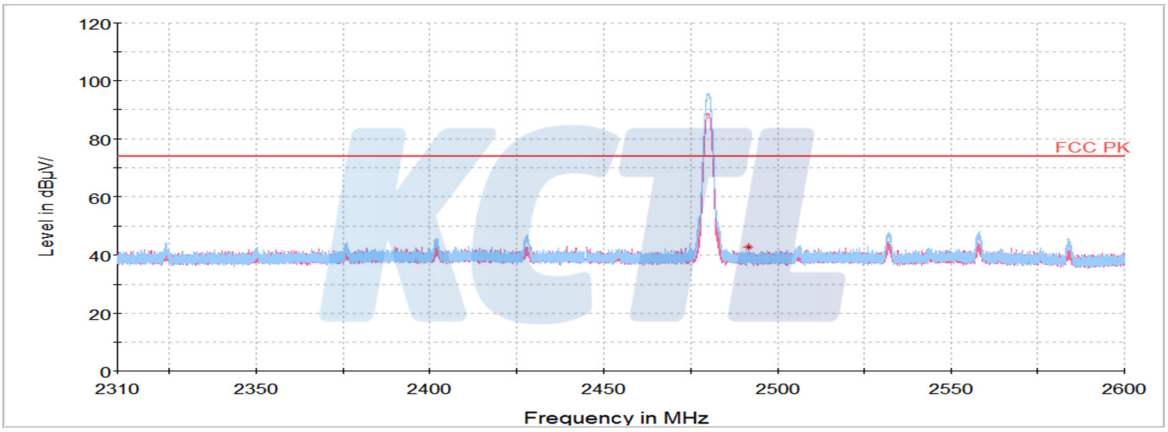

Horizontal/Vertical for 1 ㎓ ~ 3.5 ㎓

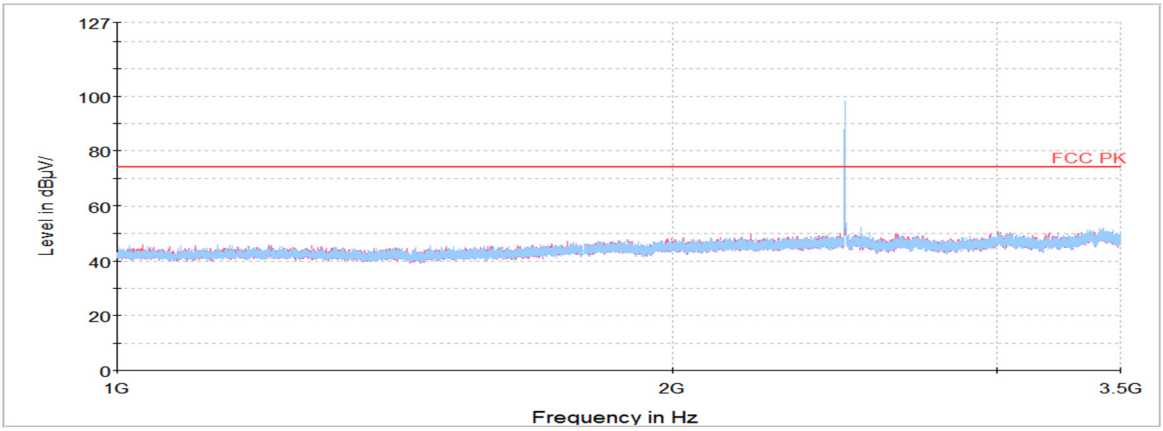

Horizontal/Vertical for 3.5 ㎓ ~ 18 ㎓

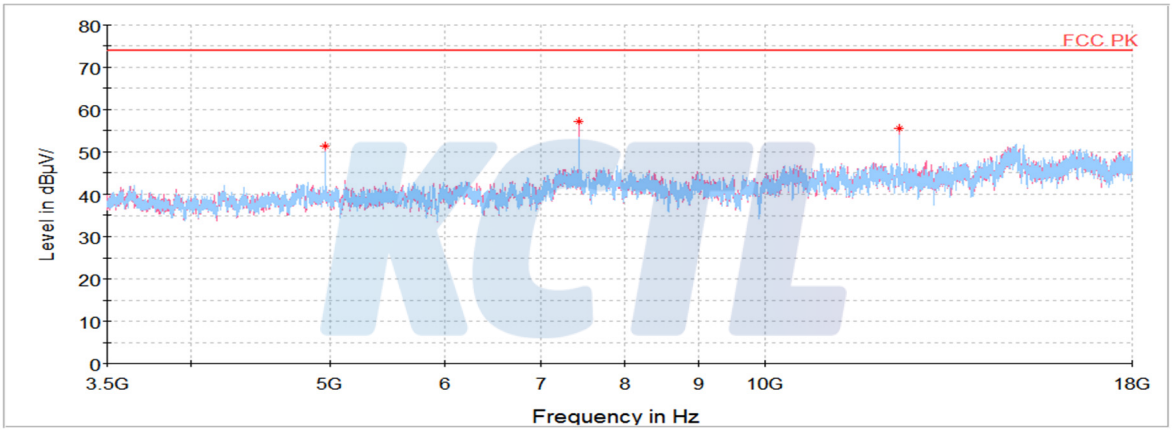

Horizontal/Vertical for 18 ㎓ ~ 26.5 ㎓

8DPSK

Low Channel

Frequency	Pol.	Reading	Antenna Factor	Amp. + Cable	DCCF	Result	Limit	Margin
(MHz)	(V/H)	(dB(μV))	(dB)	(dB)	(dB)	(dB(μV/m))	(dB(μV/m))	(dB)
Peak data								
2 349.68[1)]	H	45.60	31.80	-29.26	-	48.14	74.00	25.86
4 803.64[1)]	V	63.89	33.92	-52.27	-	45.54	74.00	28.46
12 010.59[1)]	V	63.91	38.61	-50.21	-	52.31	74.00	21.69
Average Data								
No spurious emissions were detected within 20 dB of the limit.								

Horizontal/Vertical for Band-edge

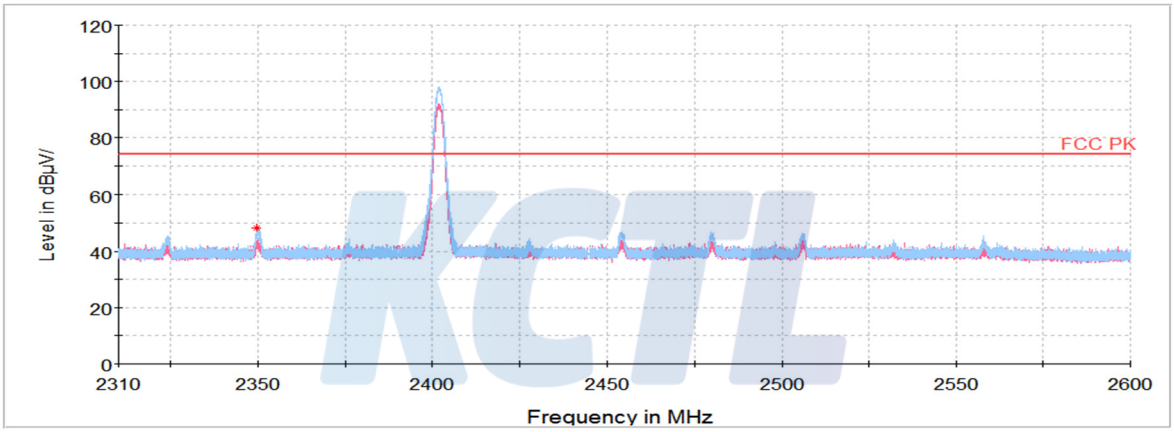

Horizontal/Vertical for 1 ㎓ ~ 3.5 ㎓

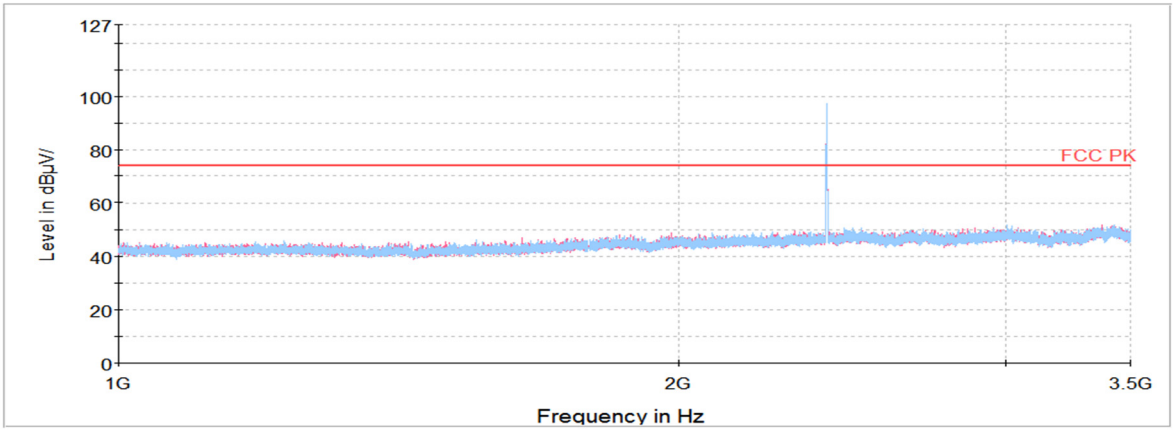

Horizontal/Vertical for 3.5 ㎓ ~ 18 ㎓

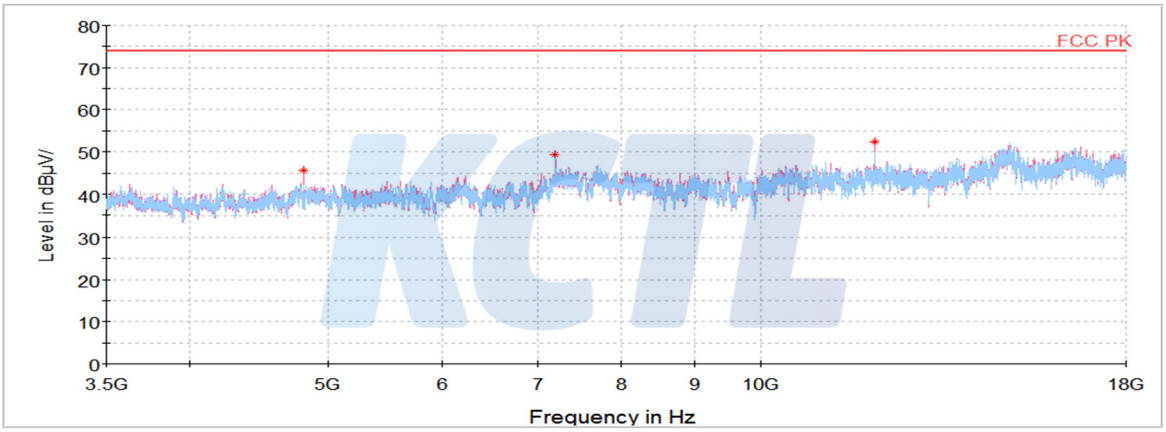

Horizontal/Vertical for 18 ㎓ ~ 26.5 ㎓

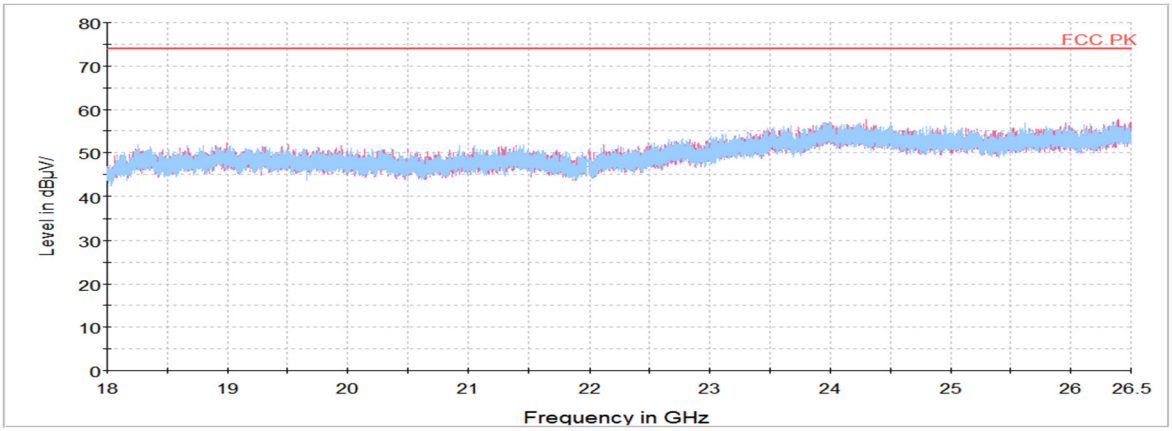

Middle Channel

Frequency	Pol.	Reading	Antenna Factor	Amp. + Cable	DCCF	Result	Limit	Margin
(MHz)	(V/H)	(dB(μV))	(dB)	(dB)	(dB)	(dB(μV/m))	(dB(μV/m))	(dB)
Peak data								
4 881.13[1)]	V	66.18	33.95	-54.40	-	45.73	74.00	28.27
7 323.47[1)]	V	71.93	35.40	-51.44	-	55.89	74.00	18.11
Average Data								
7 323.47[1)]	V	71.93	35.40	-51.44	-22.50	33.39	54.00	20.61

This test report shall not be reproduced, except in full, without the written approval

Horizontal/Vertical for 1 ㎓ ~ 3.5 ㎓

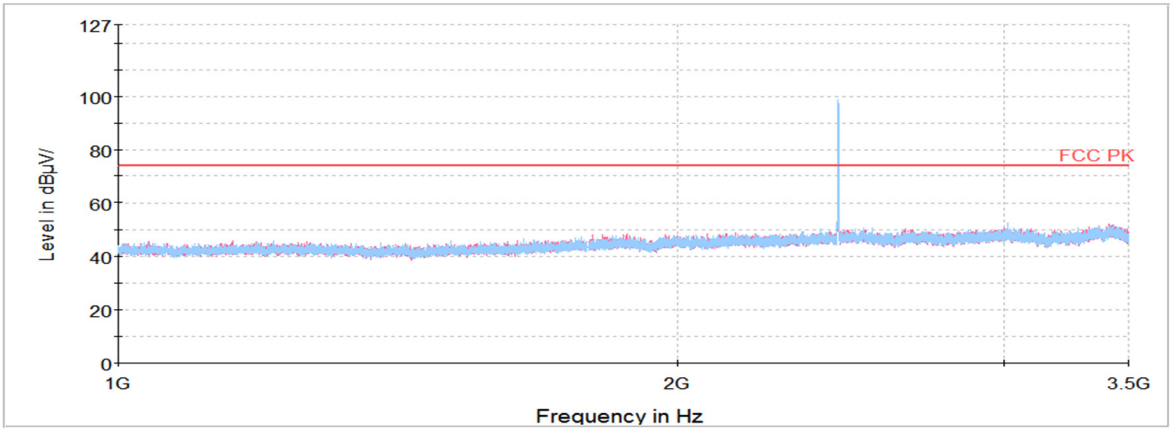

Horizontal/Vertical for 3.5 ㎓ ~ 18 ㎓

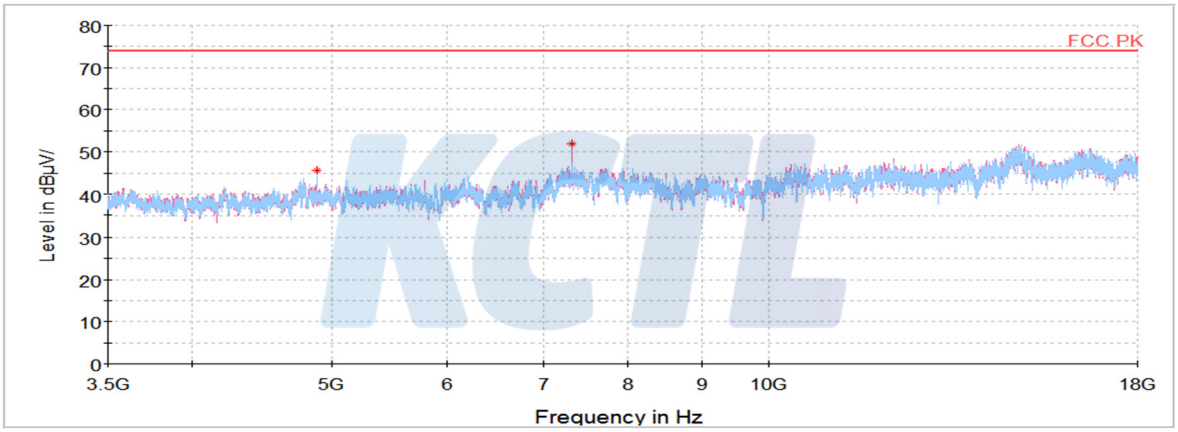

Horizontal/Vertical for 18 ㎓ ~ 26.5 ㎓

High Channel

Frequency	Pol.	Reading	Antenna Factor	Amp. + Cable	DCCF	Result	Limit	Margin
(MHz)	(V/H)	(dB(μV))	(dB)	(dB)	(dB)	(dB(μV/m))	(dB(μV/m))	(dB)
Peak data								
2 483.50[1)]	H	50.07	32.07	-29.21	-	52.93	74.00	21.07
4 959.97[1)]	V	69.84	33.98	-54.80	-	49.02	74.00	24.98
7 439.92[1)]	V	67.80	35.40	-50.87	-	52.33	74.00	21.67
12 399.38[1)]	V	60.82	39.08	-50.32	-	49.58	74.00	24.42
Average Data								
No spurious emissions were detected within 20 dB of the limit.								

Horizontal/Vertical for Band-edge

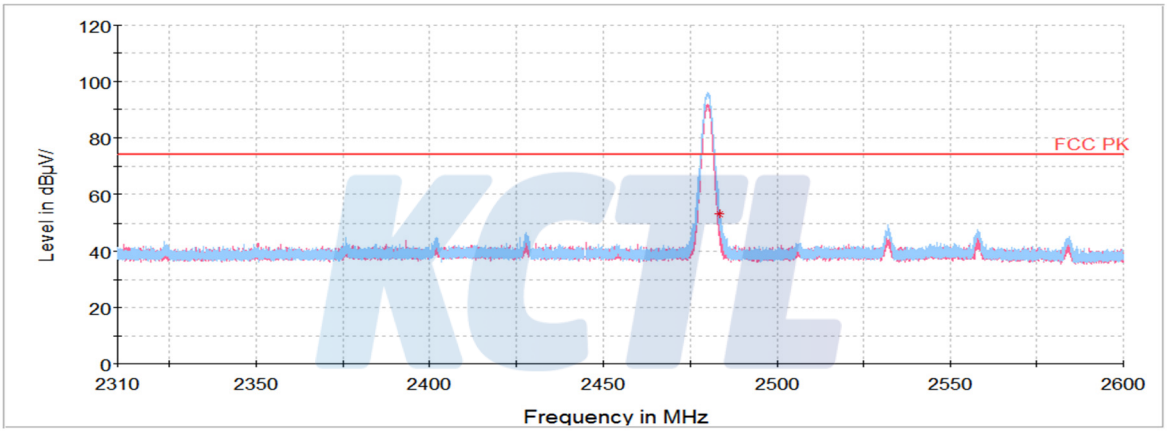

Horizontal/Vertical for 1 ㎓ ~ 3.5 ㎓

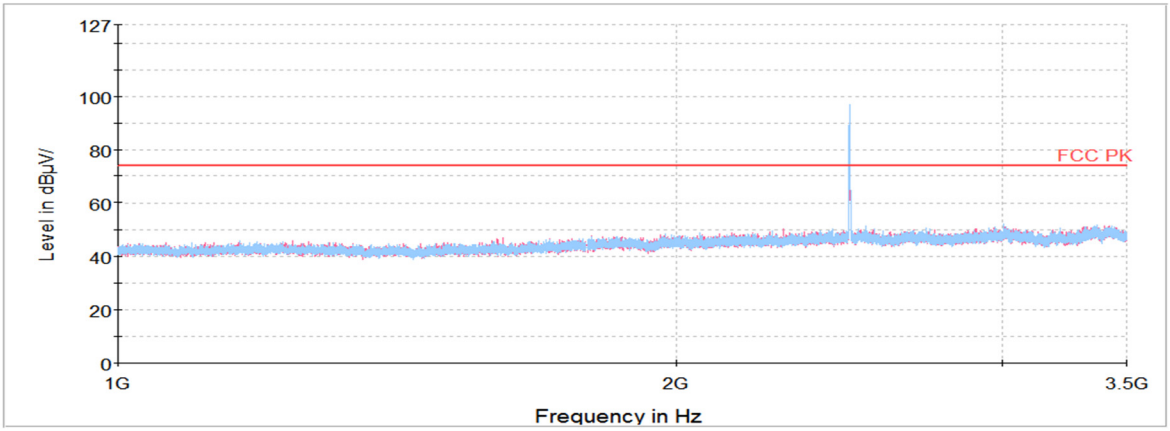

Horizontal/Vertical for 3.5 ㎓ ~ 18 ㎓

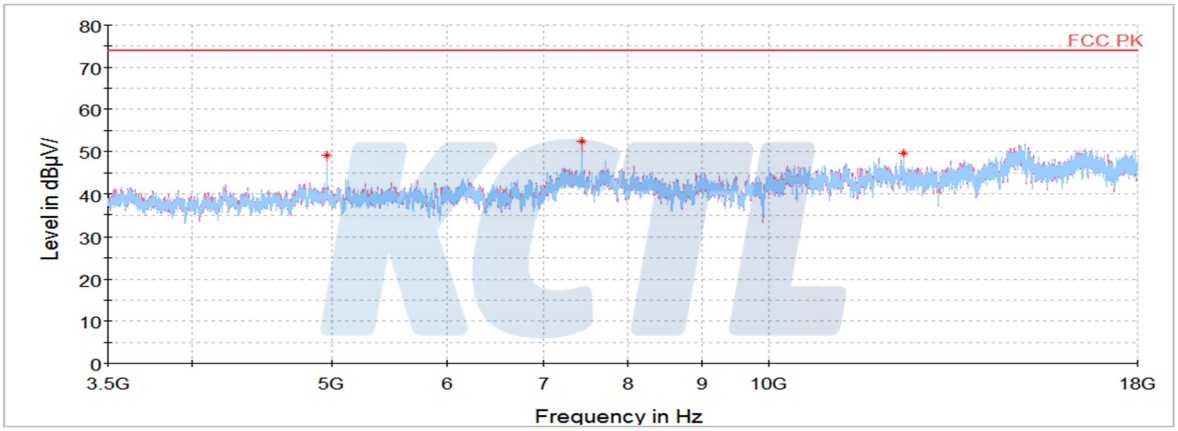

Horizontal/Vertical for 18 ㎓ ~ 26.5 ㎓

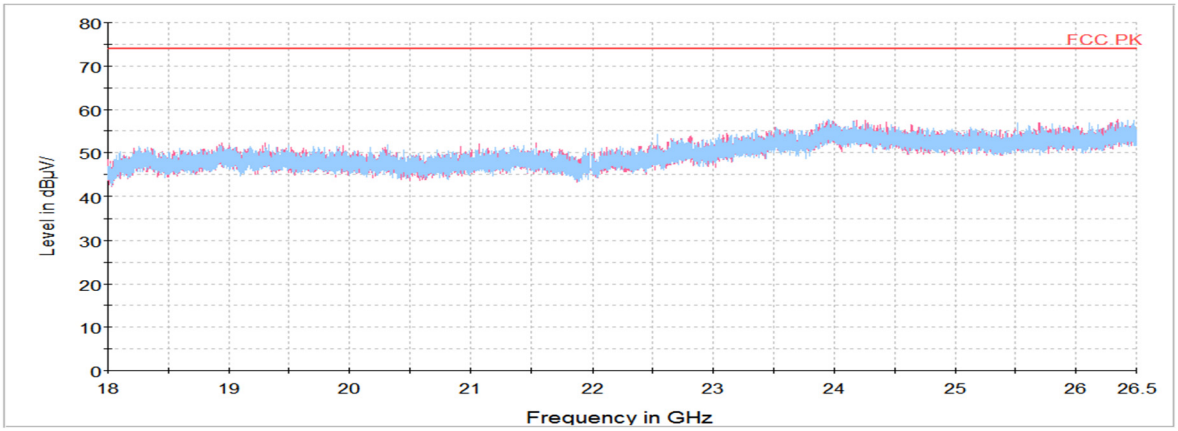

Simultaneous (Ant 1_Bluetooth_GFSK_2480 ㎒ + Ant 2_Bluetooth_GFSK_2480 ㎒)

Frequency	Pol.	Reading	Antenna Factor	Amp. + Cable	DCCF	Result	Limit	Margin
(㎒)	(V/H)	(dB(㎶))	(dB)	(dB)	(dB)	(dB(㎶/m))	(dB(㎶/m))	(dB)
Peak data								
2 483.53[1)]	H	43.54	32.07	-29.21	-	46.40	74.00	27.60
4 959.97[1)]	V	78.89	33.98	-54.80	-	58.07	74.00	15.93
7 440.04[1)]	V	73.89	35.40	-50.87	-	58.42	74.00	15.58
12 400.04[1)]	V	65.04	39.08	-50.32	-	53.80	74.00	20.20
Average Data								
4 959.97[1)]	V	78.89	33.98	-54.80	-22.50	35.57	54.00	18.43
7 440.04[1)]	V	73.89	35.40	-50.87	-22.50	35.92	54.00	18.08
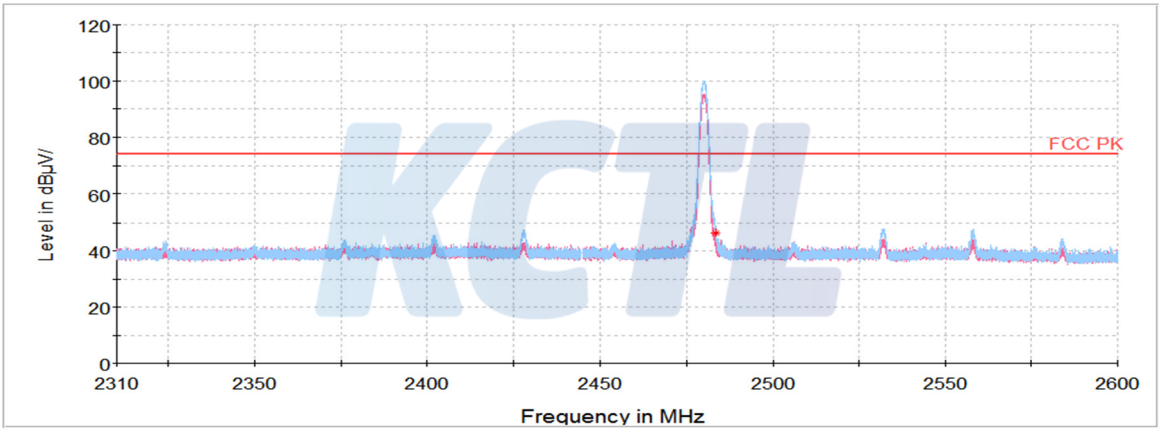
Horizontal/Vertical for Band-edge