Appendix Test Data

Report No.:	18220WC20045002	Test Sample No.:	1-2-2
Start Test Date:	2022.3.9	Finish Test Date:	2022.3.11
Test Engineer:	Tony.He	Auditor:	Edward.Pan
Temperature:	24.3℃	Relative Humidity:	55.7 %
Pressure:	1012 hPa		

Appendix A: DTS Bandwidth

Test Result

Test Mode	Antenna	Channel	DTS BW [MHz]	FL[MHz]	FH[MHz]	Limit[MHz]	Verdict
BLE_1M	Ant1	2402	0.696	2401.648	2402.344	≥0.5	PASS
		2440	0.708	2439.640	2440.348	≥0.5	PASS
		2480	0.720	2479.636	2480.356	≥0.5	PASS

Test Graphs

BLE_1M_Ant1_2402

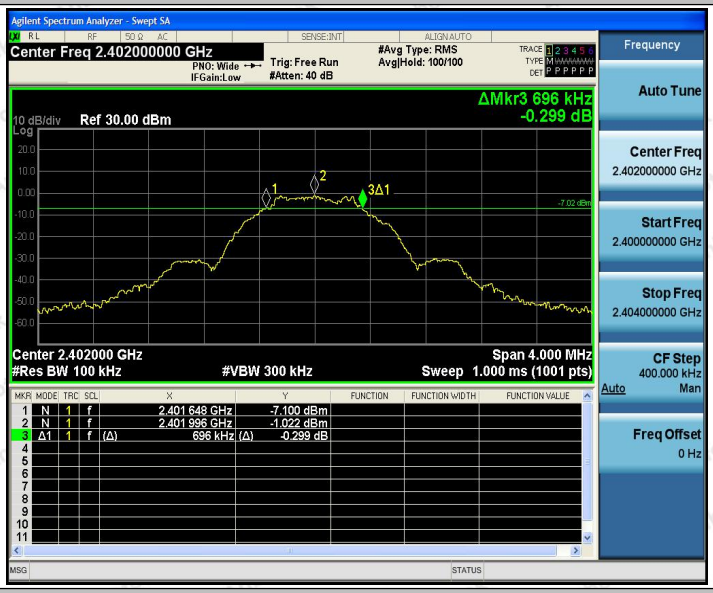

BLE_1M_Ant1_2440

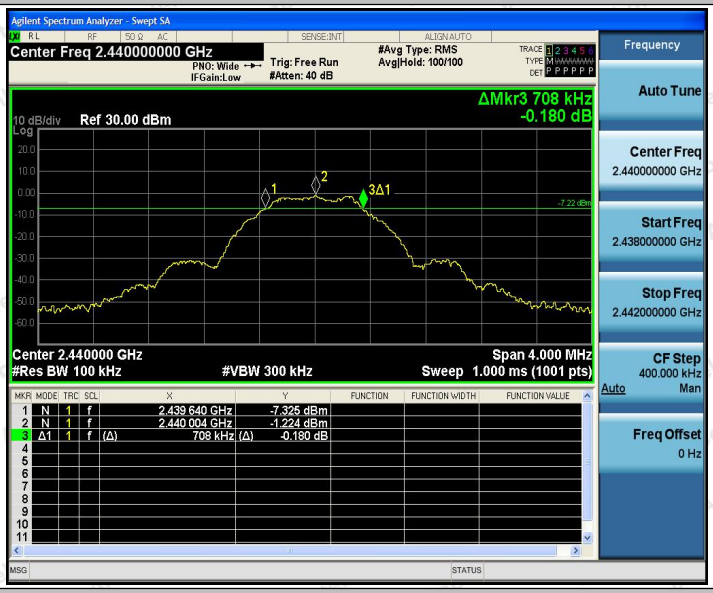

BLE_1M_Ant1_2480

Agilent Spectrum Analyzer - Swept SA
Center Freq 2.480000000 GHz
PNO: Wide
IFGain:Low
Trig: Free Run
#Atten: 40 dB
#Avg Type: RMS
Avg|Hold: 100/100
ΔMkr3 720 kHz
-0.433 dB
10 dB/div
Ref 30.00 dBm
Log
Center 2.480000 GHz
#Res BW 100 kHz
#VBW 300 kHz
Span 4.000 MHz
Sweep 1.000 ms (1001 pts)
1 N 1 f 2.479 636 GHz -6.705 dBm
2 N 1 f 2.480 248 GHz -0.626 dBm
3 Δ1 1 f (Δ) 720 kHz (Δ) -0.433 dB
Frequency
Auto Tune
Center Freq
2.480000000 GHz
Start Freq
2.478000000 GHz
Stop Freq
2.482000000 GHz
CF Step
400.000 kHz
Auto Man
Freq Offset
0 Hz

Appendix B: Occupied Channel Bandwidth

Test Result

Test Mode	Antenna	Channel	OCB [MHz]	FL[MHz]	FH[MHz]	Limit[MHz]	Verdict
BLE_1M	Ant1	2402	1.0302	2401.495	2402.525	---	PASS
		2440	1.0334	2439.495	2440.528	---	PASS
		2480	1.0217	2479.499	2480.521	---	PASS

Test Graphs

BLE_1M_Ant1_2402

BLE_1M_Ant1_2440

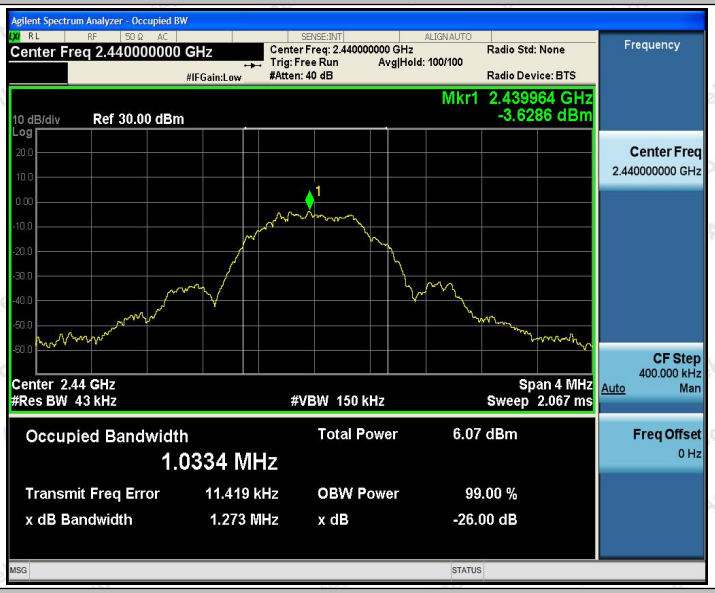

BLE_1M_Ant1_2480

Agilent Spectrum Analyzer - Occupied BW
Center Freq 2.480000000 GHz
Center Freq: 2.480000000 GHz
Trig: Free Run
Avg|Hold: 100/100
#Atten: 40 dB
Radio Std: None
Radio Device: BTS
Mkr1 2.479972 GHz
-2.8417 dBm
10 dB/div
Ref 30.00 dBm
Center 2.48 GHz
#Res BW 43 kHz
#VBW 150 kHz
Span 4 MHz
Sweep 2.067 ms
Occupied Bandwidth
1.0217 MHz
Total Power 6.89 dBm
Transmit Freq Error 10.053 kHz
OBW Power 99.00 %
x dB Bandwidth 1.268 MHz
x dB -26.00 dB
Frequency
Center Freq
2.480000000 GHz
CF Step
400.000 kHz
Auto Man
Freq Offset
0 Hz

Appendix C: Maximum conducted output power

Test Result

Test Mode	Antenna	Channel	Result[dBm]	Limit[dBm]	Verdict
BLE_1M	Ant1	2402	-0.09	≤30	PASS
		2440	-0.28	≤30	PASS
		2480	0.47	≤30	PASS

Test Graphs

BLE_1M_Ant1_2402

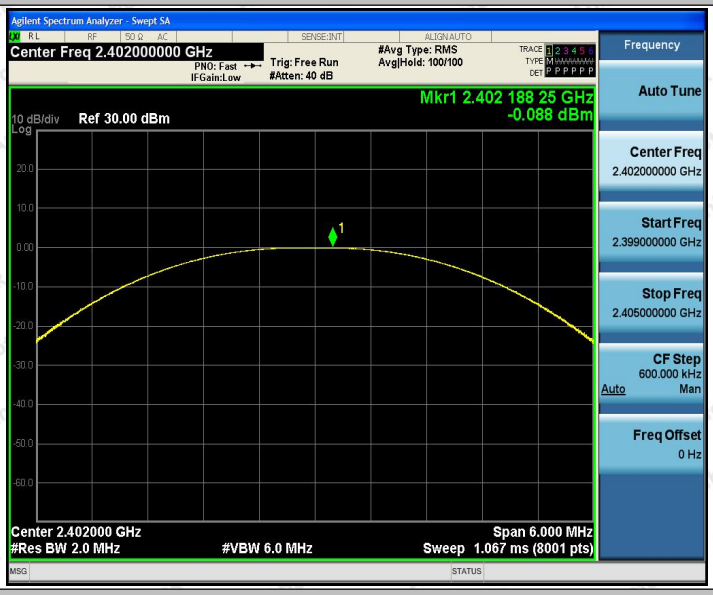

BLE_1M_Ant1_2440

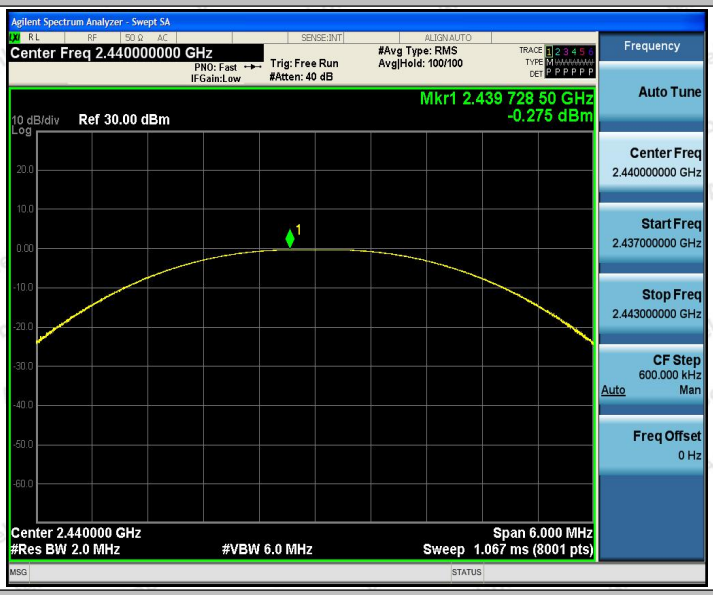

BLE_1M_Ant1_2480

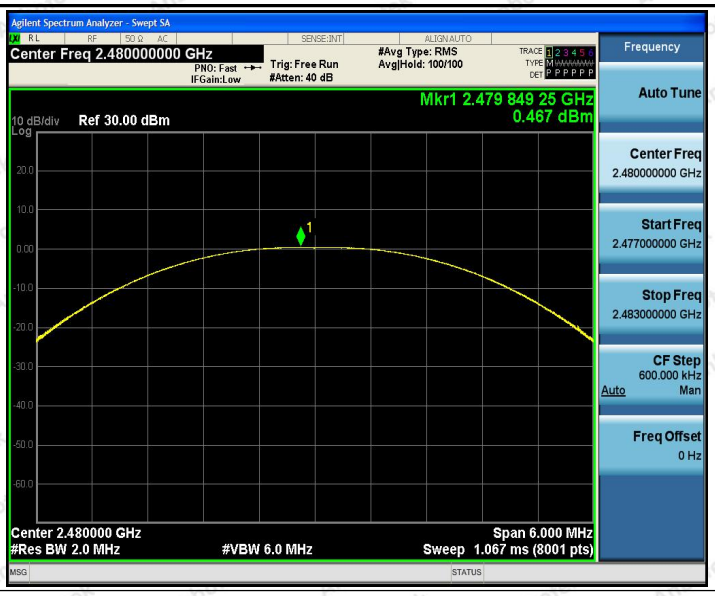
Agilent Spectrum Analyzer - Swept SA
Center Freq 2.480000000 GHz
PNO: Fast
IFGain:Low
Trig: Free Run
#Atten: 40 dB
#Avg Type: RMS
Avg|Hold: 100/100
Mkr1 2.479 849 25 GHz
0.467 dBm
10 dB/div
Log
Ref 30.00 dBm
Center 2.480000 GHz
#Res BW 2.0 MHz
#VBW 6.0 MHz
Span 6.000 MHz
Sweep 1.067 ms (8001 pts)
Frequency
Auto Tune
Center Freq
2.480000000 GHz
Start Freq
2.477000000 GHz
Stop Freq
2.483000000 GHz
CF Step
600.000 kHz
Auto
Man
Freq Offset
0 Hz

Appendix D: Maximum power spectral density

Test Result

Test Mode	Antenna	Channel	Result[dBm/3kHz]	Limit[dBm/3kHz]	Verdict
BLE_1M	Ant1	2402	-15.53	≤8	PASS
		2440	-15.45	≤8	PASS
		2480	-14.71	≤8	PASS

Test Graphs

BLE_1M_Ant1_2402

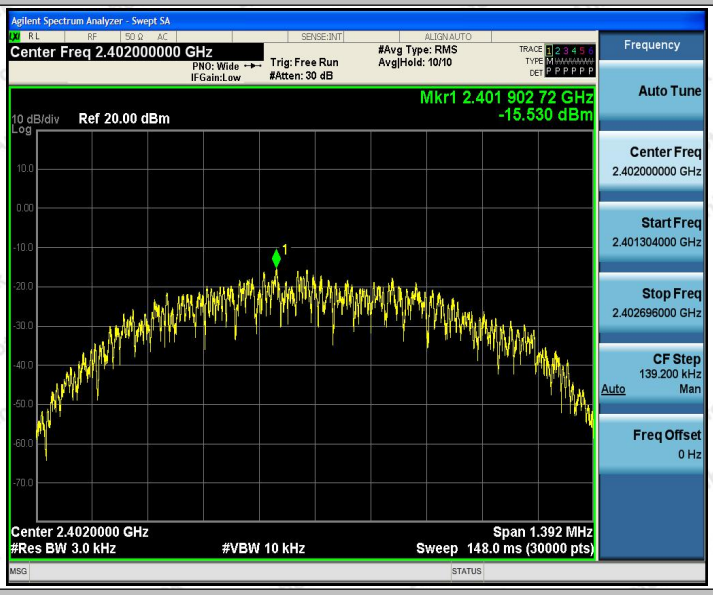

BLE_1M_Ant1_2440

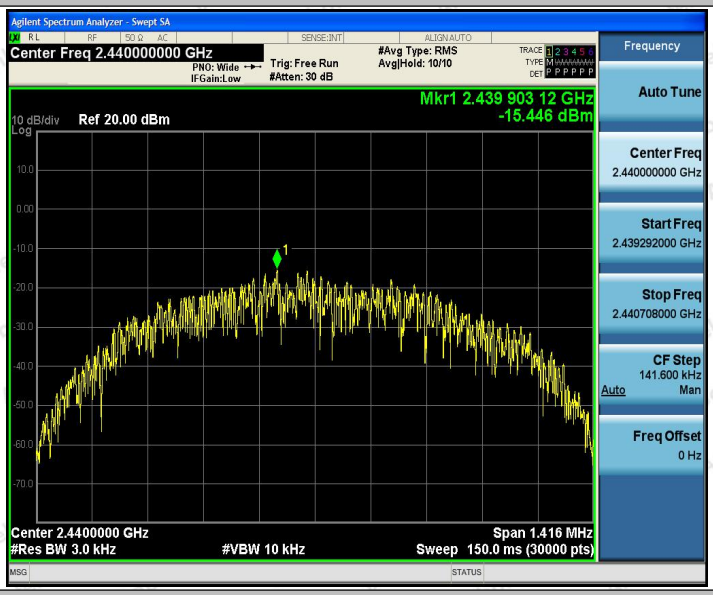

BLE_1M_Ant1_2480

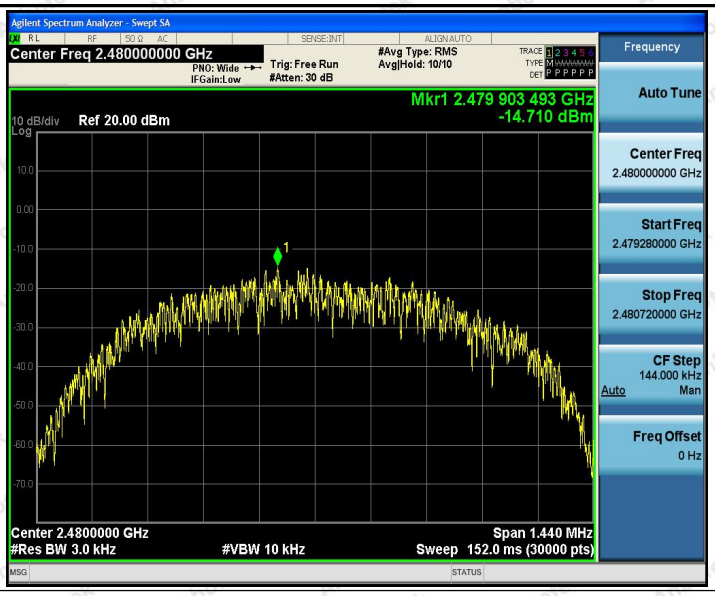
Agilent Spectrum Analyzer - Swept SA
Center Freq 2.480000000 GHz
PNO: Wide
IFGain:Low
Trig: Free Run
#Atten: 30 dB
#Avg Type: RMS
Avg|Hold: 10/10
Mkr1 2.479 903 493 GHz
-14.710 dBm
10 dB/div
Log
Ref 20.00 dBm
Center 2.4800000 GHz
#Res BW 3.0 kHz
#VBW 10 kHz
Span 1.440 MHz
Sweep 152.0 ms (30000 pts)
Frequency
Auto Tune
Center Freq
2.480000000 GHz
Start Freq
2.479280000 GHz
Stop Freq
2.480720000 GHz
CF Step
144.000 kHz
Auto
Man
Freq Offset
0 Hz

Appendix E: Band edge measurements

Test Result

Test Mode	Antenna	Ch Name	Channel	Ref Level[dBm]	Result[dBm]	Limit[dBm]	Verdict
BLE_1M	Ant1	Low	2402	-0.81	-58.8	≤-20.81	PASS
		High	2480	-0.31	-60.39	≤-20.31	PASS

Test Graphs

BLE_1M_Ant1_Low_2402

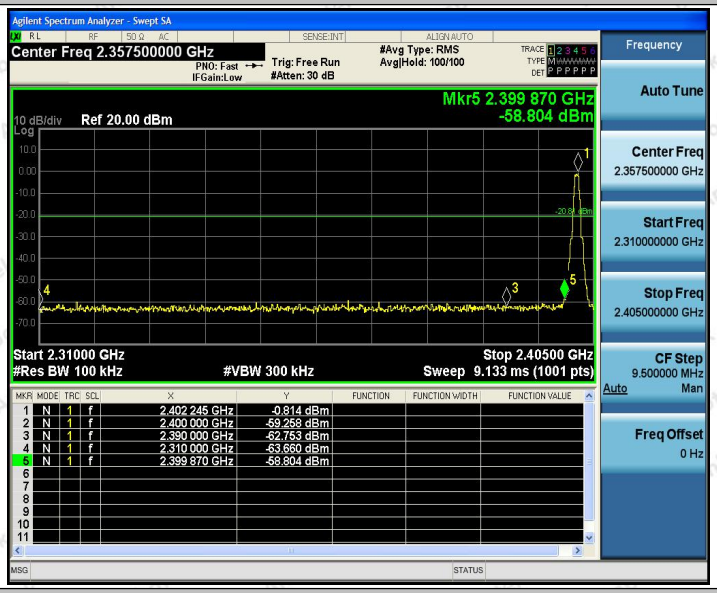

BLE_1M_Ant1_High_2480

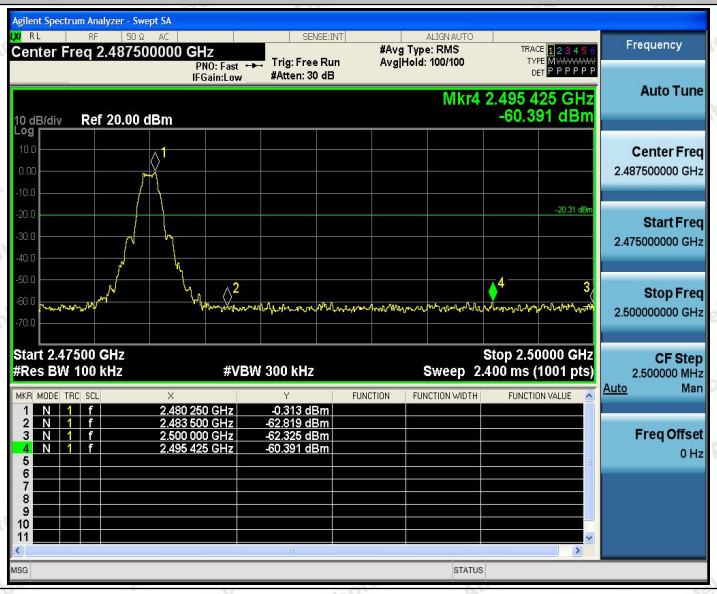

Appendix F: Conducted Spurious Emission

Test Result

Test Mode	Antenna	Channel	Freq Range [MHz]	Ref Level [dBm]	Result[dBm]	Limit[dBm]	Verdict
BLE_1M	Ant1	2402	Reference	-1.16	-1.16	---	PASS
			30~1000	-1.16	-70.59	≤-21.16	PASS
			1000~26500	-1.16	-55.23	≤-21.16	PASS
		2440	Reference	-1.37	-1.37	---	PASS
			30~1000	-1.37	-69.71	≤-21.37	PASS
			1000~26500	-1.37	-55.21	≤-21.37	PASS
		2480	Reference	-0.51	-0.51	---	PASS
			30~1000	-0.51	-69.95	≤-20.51	PASS
			1000~26500	-0.51	-55.22	≤-20.51	PASS

Test Graphs

BLE_1M_Ant1_2402_0~Reference

BLE_1M_Ant1_2402_30~1000

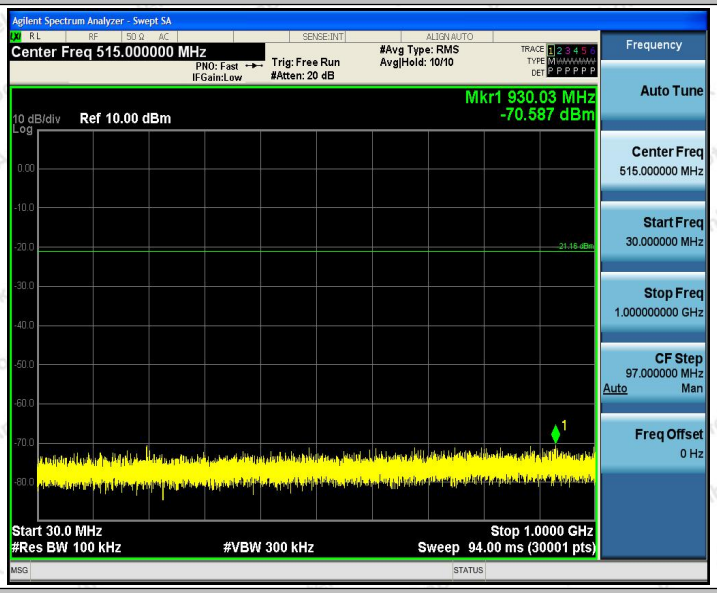

BLE_1M_Ant1_2402_1000~26500

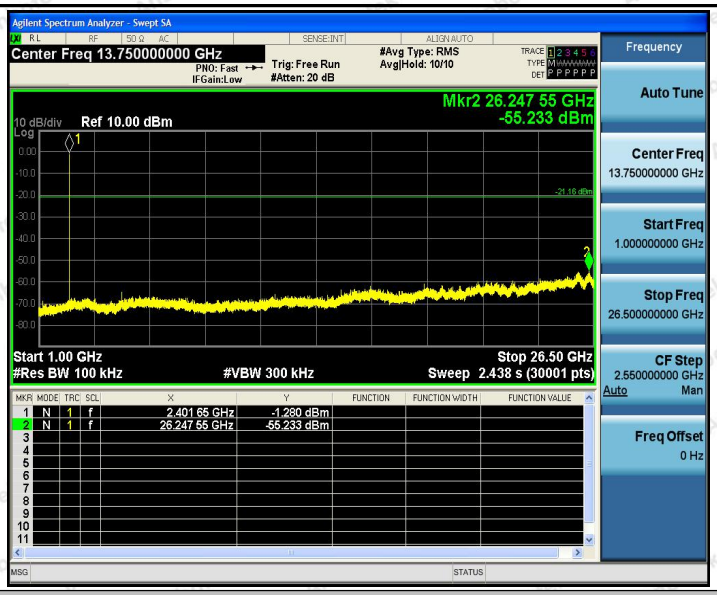

BLE_1M_Ant1_2440_0~Reference

BLE_1M_Ant1_2440_30~1000

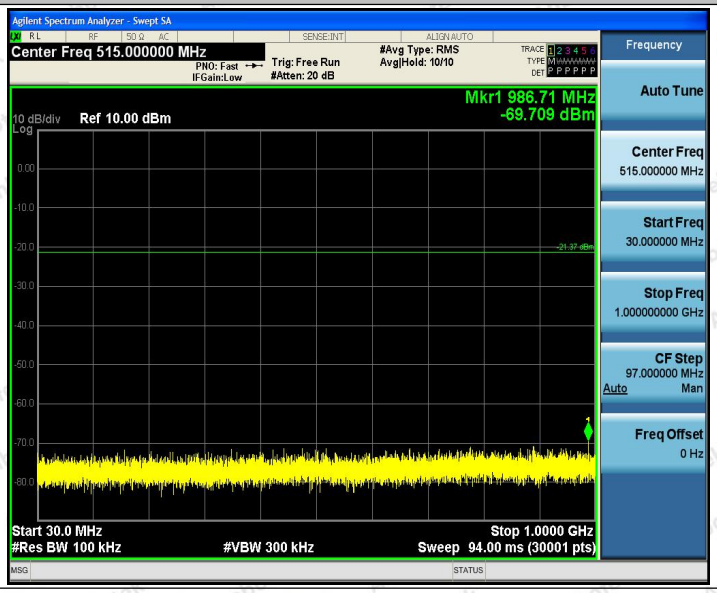

BLE_1M_Ant1_2440_1000~26500

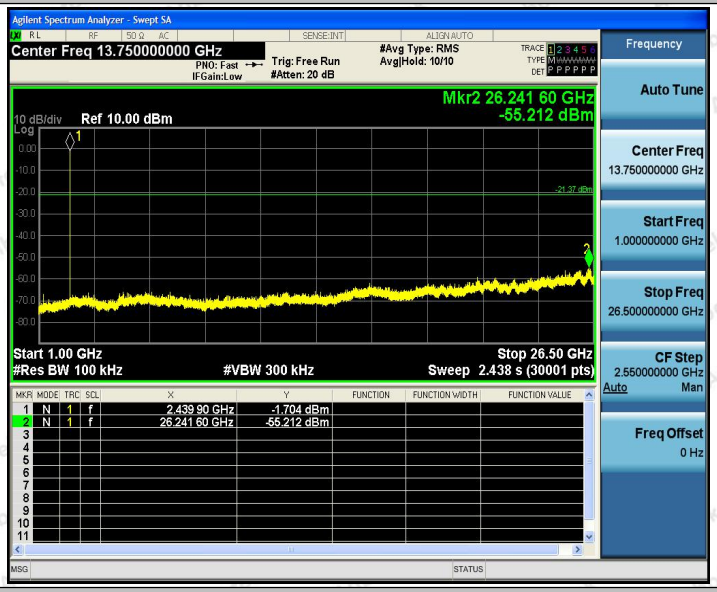

BLE_1M_Ant1_2480_0~Reference

BLE_1M_Ant1_2480_30~1000

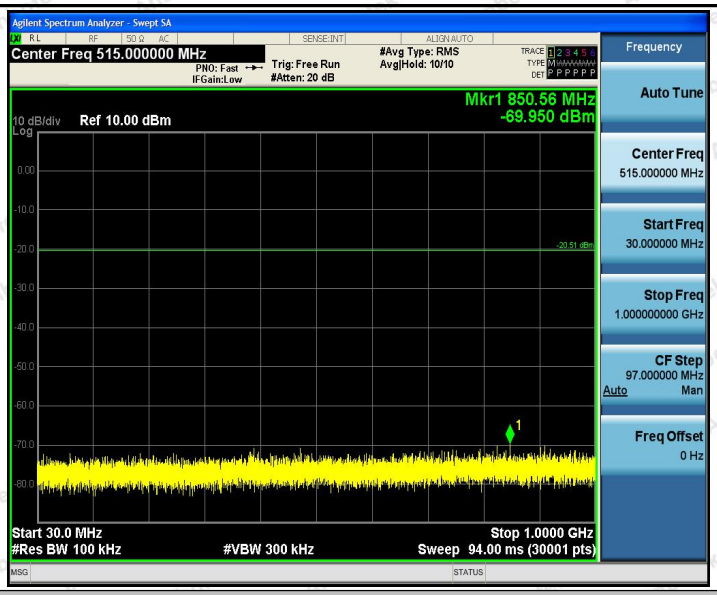

BLE_1M_Ant1_2480_1000~26500

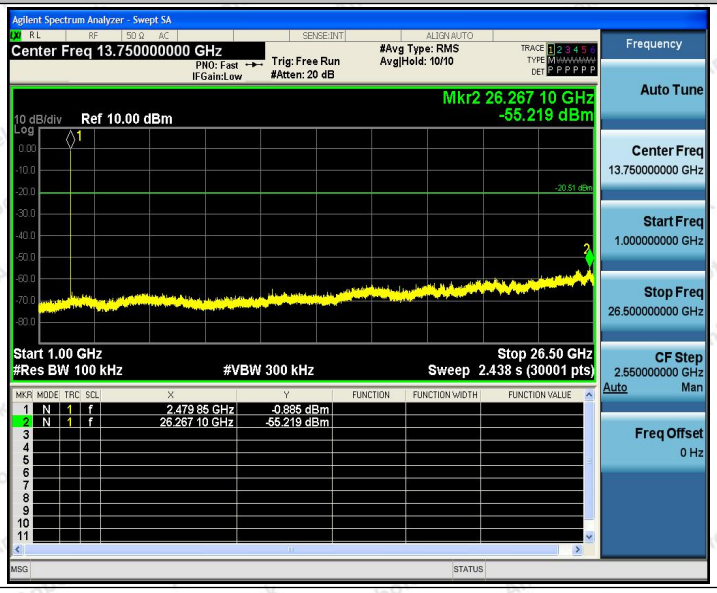

Appendix G: Duty Cycle

Test Result

Test Mode	Antenna	Channel	ON Time [ms]	Period [ms]	X	DC [%]	X Factor	Limit	Verdict
BLE_1M	Ant1	2402	0.38	0.62	0.6129	61.29	2.13	---	PASS
		2440	0.38	0.62	0.6129	61.29	2.13	---	PASS
		2480	0.38	0.62	0.6129	61.29	2.13	---	PASS

Test Graphs

BLE_1M_Ant1_2402

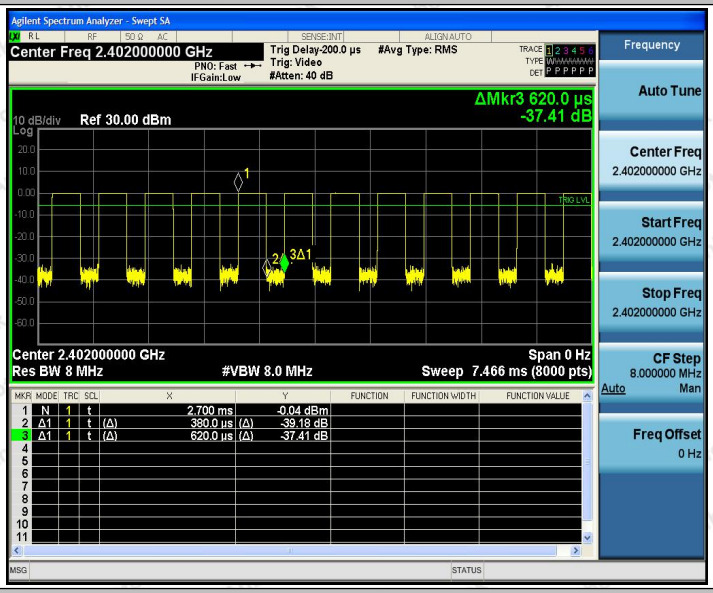

BLE_1M_Ant1_2440

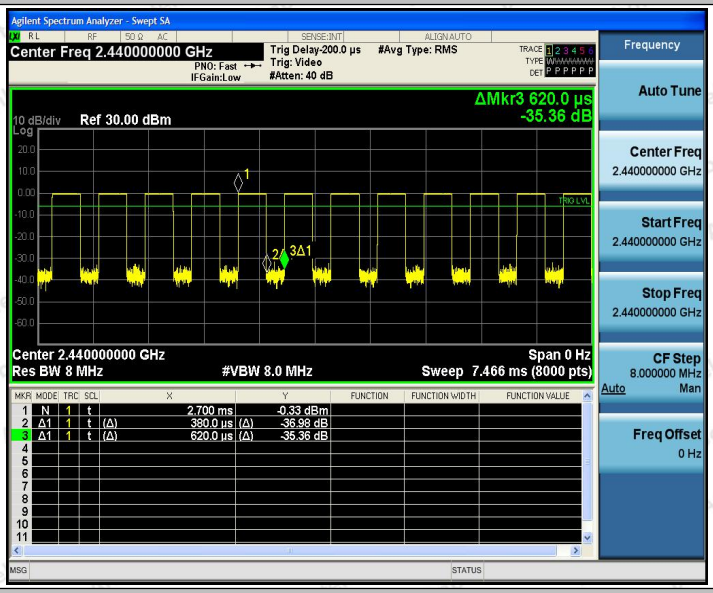

BLE_1M_Ant1_2480

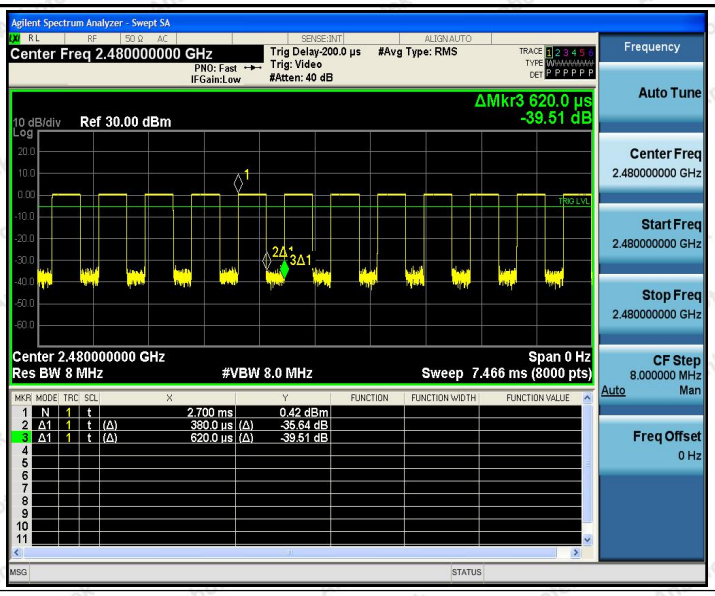
Agilent Spectrum Analyzer - Swept SA
Center Freq 2.480000000 GHz
PNO: Fast
IFGain:Low
Trig Delay-200.0 µs
Trig: Video
#Atten: 40 dB
#Avg Type: RMS
ΔMkr3 620.0 µs
-39.51 dB
10 dB/div
Ref 30.00 dBm
Center 2.480000000 GHz
Res BW 8 MHz
#VBW 8.0 MHz
Span 0 Hz
Sweep 7.466 ms (8000 pts)
1 N 1 t 2.700 ms 0.42 dBm
2 Δ1 1 t (Δ) 380.0 µs (Δ) -35.64 dB
3 Δ1 1 t (Δ) 620.0 µs (Δ) -39.51 dB
Frequency
Auto Tune
Center Freq
2.480000000 GHz
Start Freq
2.480000000 GHz
Stop Freq
2.480000000 GHz
CF Step
8.000000 MHz
Auto Man
Freq Offset
0 Hz

---End---