802.11n(HT20)	802.11n(HT40)

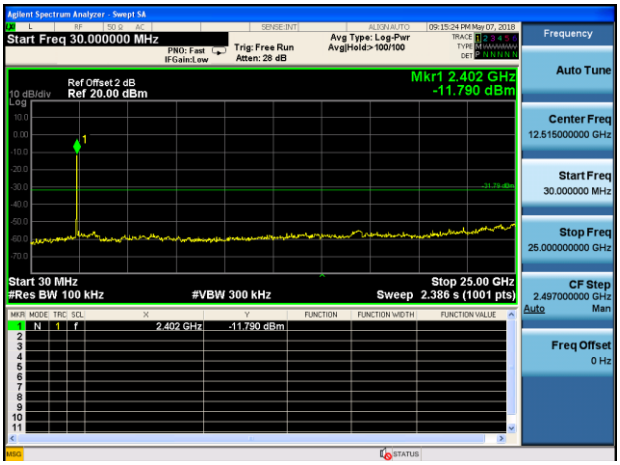

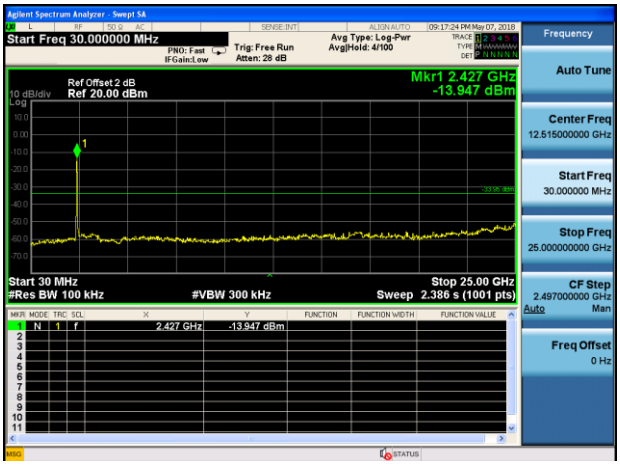

Lowest channel

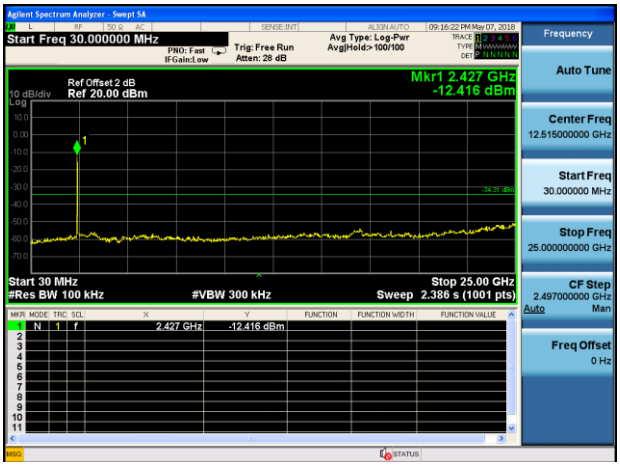

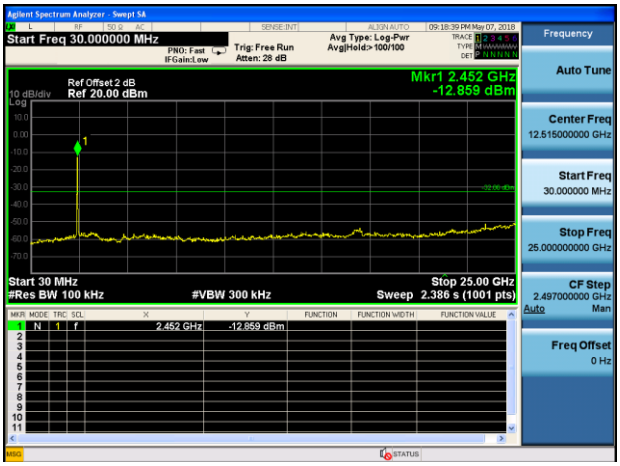

Middle channel

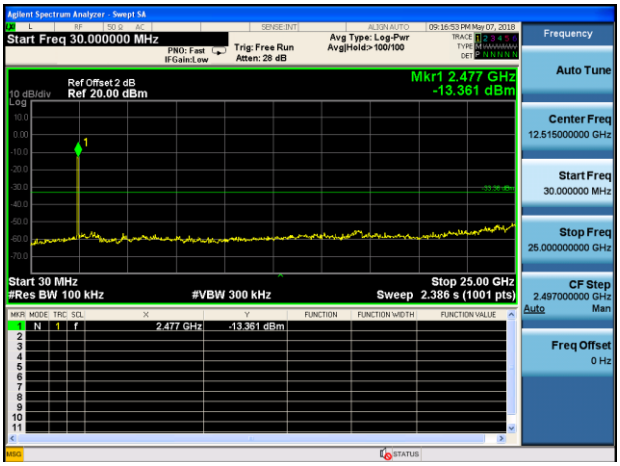

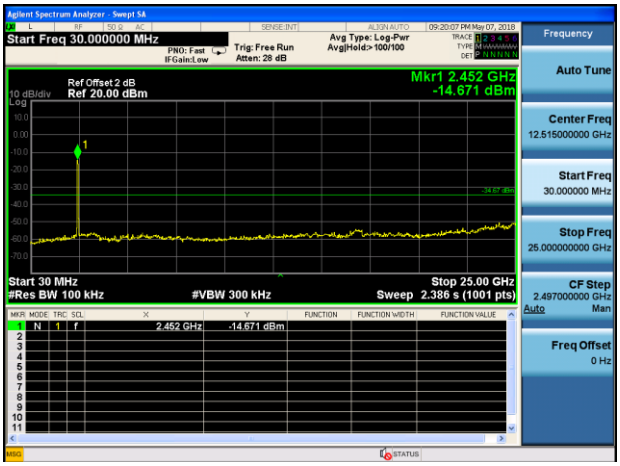

Highest channel

7.7.2 Radiated Emission Method

Test Requirement:	FCC Part15 C Section 15.209
Test Method:	ANSI C63.10:2013
Test Frequency Range:	30MHz to 25GHz
Test site:	Measurement Distance: 3m
Receiver setup:	

Frequency	Detector	RBW	VBW	Value
30MHz-1GHz	Quasi-peak	120KHz	300KHz	Quasi-peak
Above 1GHz	Peak	1MHz	3MHz	Peak
	RMS	1MHz	3MHz	Average

Limit:

Frequency	Limit (dBuV/m @3m)	Value
30MHz-88MHz	40.00	Quasi-peak
88MHz-216MHz	43.50	Quasi-peak
216MHz-960MHz	46.00	Quasi-peak
960MHz-1GHz	54.00	Quasi-peak
Above 1GHz	54.00	Average
	74.00	Peak

Test setup:

Below 1GHz

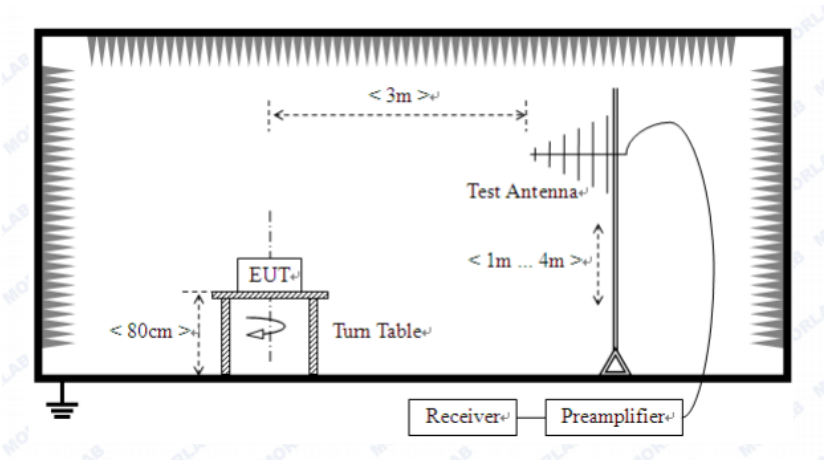

Above 1GHz

	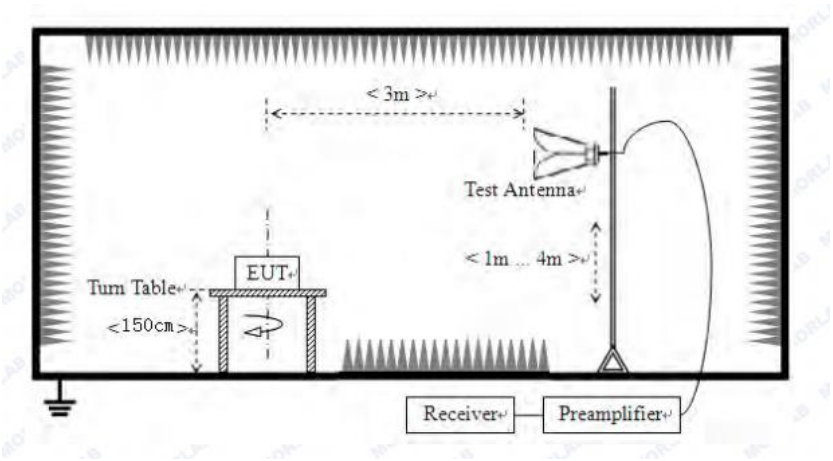
Test Procedure:	1. The EUT was placed on the top of a rotating table(0.8 meters below 1G and 1.5 meters above 1G) above the ground at a 3 meter camber. The table was rotated 360 degrees to determine the position of the highest radiation. 2. The EUT was set 3 meters away from the interference-receiving antenna, which was mounted on the top of a variable-height antenna tower. 3. The antenna height is varied from one meter to four meters above the ground to determine the maximum value of the field strength. Both horizontal and vertical polarizations of the antenna are set to make the measurement. 4. For each suspected emission, the EUT was arranged to its worst case and then the antenna was tuned to heights from 1 meter to 4 meters and the rota table was turned from 0 degrees to 360 degrees to find the maximum reading. 5. The test-receiver system was set to Peak Detect Function and Specified Bandwidth with Maximum Hold Mode. 6. If the emission level of the EUT in peak mode was 10dB lower than the limit specified, then testing could be stopped and the peak values of the EUT would be reported. Otherwise the emissions that did not have 10dB margin would be re-tested one by one using peak, quasi-peak or average method as specified and then reported in a data sheet. 7. The radiation measurements are performed in X, Y, Z axis positioning. And found the Y axis positioning which it is worse case, only the test worst case mode is recorded in the report.
Test Instruments:	Refer to section 6.0 for details
Test mode:	Refer to section 5.2 for details
Test results:	Pass

Remark:

Pre-scan all kind of the place mode (X-axis, Y-axis, Z-axis), and found the Y-axis which it is worse case.

Measurement Data

Vertical:

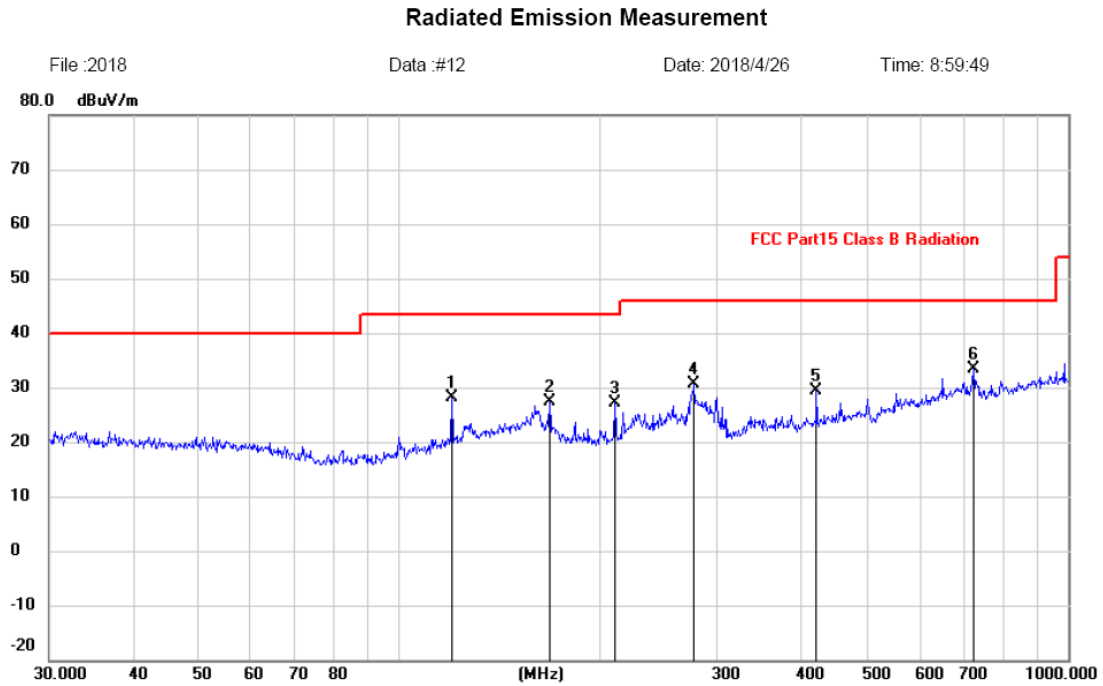

No.	Mk.	Freq.	Reading Level	Correct Factor	Measure-ment	Limit	Margin		Antenna Height	Table Degree	
		MHz	dBuV	dB	dBuV/m	dBuV/m	dB	Detector	cm	degree	Comment
1		119.8555	15.45	12.58	28.03	43.50	-15.47	peak			
2		168.4137	13.47	13.90	27.37	43.50	-16.13	peak			
3		210.0482	16.33	10.69	27.02	43.50	-16.48	peak			
4		276.1235	17.75	12.89	30.64	46.00	-15.36	peak			
5		420.5803	13.36	16.05	29.41	46.00	-16.59	peak			
6	*	724.2609	12.21	21.24	33.45	46.00	-12.55	peak			

Note:1. *:Maximum data; x:Over limit; !:over margin.
2.Measurement=Reading Level+Correct Factor; Correct Factor=Antenna Factor+Cable Loss.

Horizontal:

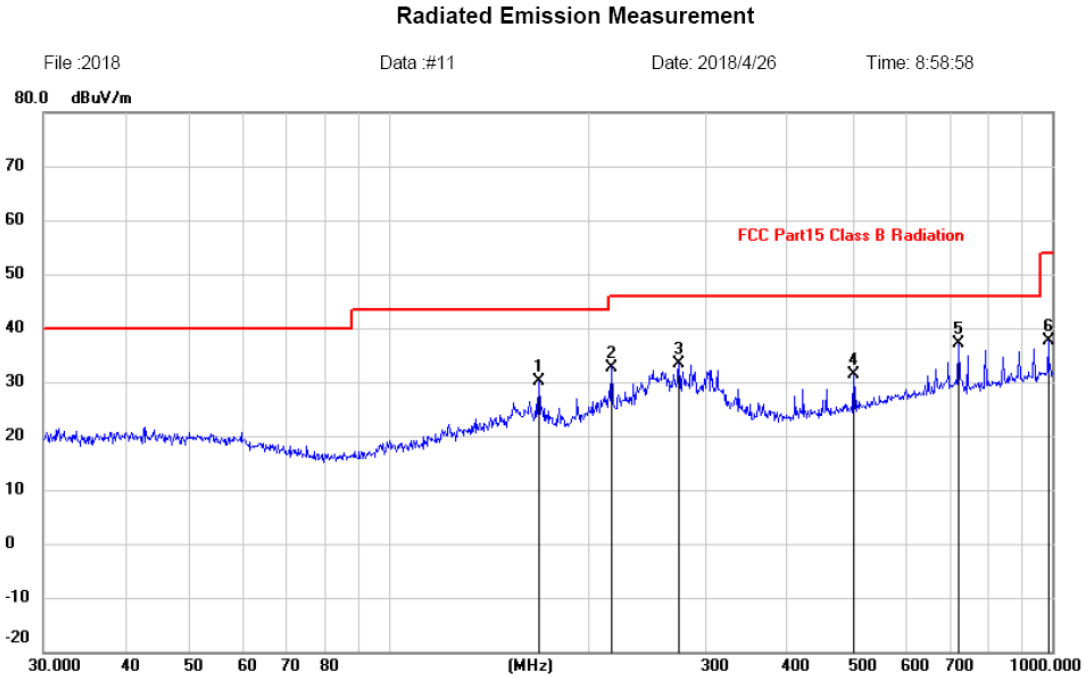

No.	Mk.	Freq.	Reading Level	Correct Factor	Measure-ment	Limit	Margin		Antenna Height	Table Degree	
		MHz	dBuV	dB	dBuV/m	dBuV/m	dB	Detector	cm	degree	Comment
1		168.4137	16.24	13.90	30.14	43.50	-13.36	peak			
2		216.0240	21.69	11.06	32.75	46.00	-13.25	peak			
3		274.1938	20.41	12.86	33.27	46.00	-12.73	peak			
4		501.1789	14.19	17.22	31.41	46.00	-14.59	peak			
5	*	724.2609	15.98	21.24	37.22	46.00	-8.78	peak			
6		989.5353	13.99	23.60	37.59	54.00	-16.41	peak			

Note:1. *:Maximum data; x:Over limit; !:over margin.
2.Measurement=Reading Level+Correct Factor; Correct Factor=Antenna Factor+Cable Loss.

■ **Above 1GHz**

Test mode:	802.11b	Test channel:	Lowest

Peak value:

Frequency (MHz)	Read Level (dBuV)	Antenna Factor (dB/m)	Cable Loss (dB)	Preamp Factor (dB)	Level (dBuV/m)	Limit Line (dBuV/m)	Over Limit (dB)	polarization
4824.00	38.15	31.79	8.62	32.1	46.46	74.00	-27.54	Vertical
7236.00	31.96	36.19	11.68	31.97	47.86	74.00	-26.14	Vertical
9648.00	32.07	38.07	14.16	31.56	52.74	74.00	-21.26	Vertical
12060.00	*					74.00		Vertical
14472.00	*					74.00		Vertical
16884.00	*					74.00		Vertical
4824.00	42.45	31.79	8.62	32.1	50.76	74.00	-23.24	Horizontal
7236.00	34.14	36.19	11.68	31.97	50.04	74.00	-23.96	Horizontal
9648.00	31.08	38.07	14.16	31.56	51.75	74.00	-22.25	Horizontal
12060.00	*					74.00		Horizontal
14472.00	*					74.00		Horizontal
16884.00	*					74.00		Horizontal

Average value:

Frequency (MHz)	Read Level (dBuV)	Antenna Factor (dB/m)	Cable Loss (dB)	Preamp Factor (dB)	Level (dBuV/m)	Limit Line (dBuV/m)	Over Limit (dB)	polarization
4824.00	27.03	31.79	8.62	32.1	35.34	54.00	-18.66	Vertical
7236.00	20.55	36.19	11.68	31.97	36.45	54.00	-17.55	Vertical
9648.00	19.87	38.07	14.16	31.56	40.54	54.00	-13.46	Vertical
12060.00	*					54.00		Vertical
14472.00	*					54.00		Vertical
16884.00	*					54.00		Vertical
4824.00	31.28	31.79	8.62	32.1	39.59	54.00	-14.41	Horizontal
7236.00	22.75	36.19	11.68	31.97	38.65	54.00	-15.35	Horizontal
9648.00	19.52	38.07	14.16	31.56	40.19	54.00	-13.81	Horizontal
12060.00	*					54.00		Horizontal
14472.00	*					54.00		Horizontal
16884.00	*					54.00		Horizontal

Remark:

1. *Final Level =Receiver Read level + Antenna Factor + Cable Loss – Preamplifier Factor*
2. *"*", means this data is the too weak instrument of signal is unable to test.*

Test mode:	802.11b	Test channel:	Middle

Peak value:

Frequency (MHz)	Read Level (dBuV)	Antenna Factor (dB/m)	Cable Loss (dB)	Preamp Factor (dB)	Level (dBuV/m)	Limit Line (dBuV/m)	Over Limit (dB)	polarization
4874.00	37.80	31.85	8.66	32.12	46.19	74.00	-27.81	Vertical
7311.00	32.39	36.37	11.71	31.91	48.56	74.00	-25.44	Vertical
9748.00	31.68	38.27	14.25	31.56	52.64	74.00	-21.36	Vertical
12185.00	*					74.00		Vertical
14622.00	*					74.00		Vertical
17059.00	*					74.00		Vertical
4874.00	42.27	31.85	8.66	32.12	50.66	74.00	-23.34	Horizontal
7311.00	34.18	36.37	11.71	31.91	50.35	74.00	-23.65	Horizontal
9748.00	31.24	38.27	14.25	31.56	52.20	74.00	-21.80	Horizontal
12185.00	*					74.00		Horizontal
14622.00	*					74.00		Horizontal
17059.00	*					74.00		Horizontal

Average value:

Frequency (MHz)	Read Level (dBuV)	Antenna Factor (dB/m)	Cable Loss (dB)	Preamp Factor (dB)	Level (dBuV/m)	Limit Line (dBuV/m)	Over Limit (dB)	polarization
4874.00	27.18	31.85	8.66	32.12	35.57	54.00	-18.43	Vertical
7311.00	20.72	36.37	11.71	31.91	36.89	54.00	-17.11	Vertical
9748.00	20.18	38.27	14.25	31.56	41.14	54.00	-12.86	Vertical
12185.00	*					54.00		Vertical
14622.00	*					54.00		Vertical
17059.00	*					54.00		Vertical
4874.00	31.22	31.85	8.66	32.12	39.61	54.00	-14.39	Horizontal
7311.00	22.57	36.37	11.71	31.91	38.74	54.00	-15.26	Horizontal
9748.00	19.39	38.27	14.25	31.56	40.35	54.00	-13.65	Horizontal
12185.00	*					54.00		Horizontal
14622.00	*					54.00		Horizontal
17059.00	*					54.00		Horizontal

Remark:

1. *Final Level =Receiver Read level + Antenna Factor + Cable Loss – Preamplifier Factor*
2. *"*", means this data is the too weak instrument of signal is unable to test.*

Test mode:	802.11b	Test channel:	Highest

Peak value:

Frequency (MHz)	Read Level (dBuV)	Antenna Factor (dB/m)	Cable Loss (dB)	Preamp Factor (dB)	Level (dBuV/m)	Limit Line (dBuV/m)	Over Limit (dB)	polarization
4924.00	42.65	31.9	8.7	32.15	51.10	74.00	-22.90	Vertical
7386.00	34.15	36.49	11.76	31.83	50.57	74.00	-23.43	Vertical
9848.00	36.29	38.62	14.31	31.77	57.45	74.00	-16.55	Vertical
12310.00	*					74.00		Vertical
14772.00	*					74.00		Vertical
17234.00	*					74.00		Vertical
4924.00	42.06	31.9	8.7	32.15	50.51	74.00	-23.49	Horizontal
7386.00	33.03	36.49	11.76	31.83	49.45	74.00	-24.55	Horizontal
9848.00	32.87	38.62	14.31	31.77	54.03	74.00	-19.97	Horizontal
12310.00	*					74.00		Horizontal
14772.00	*					74.00		Horizontal
17234.00	*					74.00		Horizontal

Average value:

Frequency (MHz)	Read Level (dBuV)	Antenna Factor (dB/m)	Cable Loss (dB)	Preamp Factor (dB)	Level (dBuV/m)	Limit Line (dBuV/m)	Over Limit (dB)	polarization
4924.00	33.91	31.9	8.7	32.15	42.36	54.00	-11.64	Vertical
7386.00	23.91	36.49	11.76	31.83	40.33	54.00	-13.67	Vertical
9848.00	24.75	38.62	14.31	31.77	45.91	54.00	-8.09	Vertical
12310.00	*					54.00		Vertical
14772.00	*					54.00		Vertical
17234.00	*					54.00		Vertical
4924.00	32.93	31.9	8.7	32.15	41.38	54.00	-12.62	Horizontal
7386.00	21.90	36.49	11.76	31.83	38.32	54.00	-15.68	Horizontal
9848.00	22.31	38.62	14.31	31.77	43.47	54.00	-10.53	Horizontal
12310.00	*					54.00		Horizontal
14772.00	*					54.00		Horizontal
17234.00	*					54.00		Horizontal

Remark:

1. *Final Level =Receiver Read level + Antenna Factor + Cable Loss – Preamplifier Factor*
2. *"*", means this data is the too weak instrument of signal is unable to test.*

Test mode:	802.11g	Test channel:	lowest

Peak value:

Frequency (MHz)	Read Level (dBuV)	Antenna Factor (dB/m)	Cable Loss (dB)	Preamp Factor (dB)	Level (dBuV/m)	Limit Line (dBuV/m)	Over Limit (dB)	polarization
4824.00	38.60	31.79	8.62	32.1	46.91	74.00	-27.09	Vertical
7236.00	33.11	36.19	11.68	31.97	49.01	74.00	-24.99	Vertical
9648.00	31.47	38.07	14.16	31.56	52.14	74.00	-21.86	Vertical
12060.00	*					74.00		Vertical
14472.00	*					74.00		Vertical
16884.00	*					74.00		Vertical
4824.00	37.71	31.79	8.62	32.1	46.02	74.00	-27.98	Horizontal
7236.00	32.98	36.19	11.68	31.97	48.88	74.00	-25.12	Horizontal
9648.00	31.11	38.07	14.16	31.56	51.78	74.00	-22.22	Horizontal
12060.00	*					74.00		Horizontal
14472.00	*					74.00		Horizontal
16884.00	*					74.00		Horizontal

Average value:

Frequency (MHz)	Read Level (dBuV)	Antenna Factor (dB/m)	Cable Loss (dB)	Preamp Factor (dB)	Level (dBuV/m)	Limit Line (dBuV/m)	Over Limit (dB)	polarization
4824.00	28.11	31.79	8.62	32.1	36.42	54.00	-17.58	Vertical
7236.00	22.30	36.19	11.68	31.97	38.20	54.00	-15.80	Vertical
9648.00	21.78	38.07	14.16	31.56	42.45	54.00	-11.55	Vertical
12060.00	*					54.00		Vertical
14472.00	*					54.00		Vertical
16884.00	*					54.00		Vertica
4824.00	27.72	31.79	8.62	32.1	36.03	54.00	-17.97	Horizontal
7236.00	21.57	36.19	11.68	31.97	37.47	54.00	-16.53	Horizontal
9648.00	21.23	38.07	14.16	31.56	41.90	54.00	-12.10	Horizontal
12060.00	*					54.00		Horizontal
14472.00	*					54.00		Horizontal
16884.00	*					54.00		Horizontal

Remark:

1. *Final Level =Receiver Read level + Antenna Factor + Cable Loss – Preamplifier Factor*
2. *"*", means this data is the too weak instrument of signal is unable to test.*

Test mode:	802.11g	Test channel:	Middle

Peak value:

Frequency (MHz)	Read Level (dBuV)	Antenna Factor (dB/m)	Cable Loss (dB)	Preamp Factor (dB)	Level (dBuV/m)	Limit Line (dBuV/m)	Over Limit (dB)	polarization
4874.00	37.59	31.85	8.66	32.12	45.98	74.00	-28.02	Vertical
7311.00	33.82	36.37	11.71	31.91	49.99	74.00	-24.01	Vertical
9748.00	33.20	38.27	14.25	31.56	54.16	74.00	-19.84	Vertical
12185.00	*					74.00		Vertical
14622.00	*					74.00		Vertical
17059.00	*					74.00		Vertical
4874.00	38.60	31.85	8.66	32.12	46.99	74.00	-27.01	Horizontal
7311.00	31.55	36.37	11.71	31.91	47.72	74.00	-26.28	Horizontal
9748.00	33.15	38.27	14.25	31.56	54.11	74.00	-19.89	Horizontal
12185.00	*					74.00		Horizontal
14622.00	*					74.00		Horizontal
17059.00	*					74.00		Horizontal

Average value:

Frequency (MHz)	Read Level (dBuV)	Antenna Factor (dB/m)	Cable Loss (dB)	Preamp Factor (dB)	Level (dBuV/m)	Limit Line (dBuV/m)	Over Limit (dB)	polarization
4874.00	28.62	31.85	8.66	32.12	37.01	54.00	-16.99	Vertical
7311.00	22.01	36.37	11.71	31.91	38.18	54.00	-15.82	Vertical
9748.00	22.02	38.27	14.25	31.56	42.98	54.00	-11.02	Vertical
12185.00	*					54.00		Vertical
14622.00	*					54.00		Vertical
17059.00	*					54.00		Vertical
4874.00	28.67	31.85	8.66	32.12	37.06	54.00	-16.94	Horizontal
7311.00	21.70	36.37	11.71	31.91	37.87	54.00	-16.13	Horizontal
9748.00	23.12	38.27	14.25	31.56	44.08	54.00	-9.92	Horizontal
12185.00	*					54.00		Horizontal
14622.00	*					54.00		Horizontal
17059.00	*					54.00		Horizontal

Remark:

1. *Final Level =Receiver Read level + Antenna Factor + Cable Loss – Preamplifier Factor*
2. *"*", means this data is the too weak instrument of signal is unable to test.*

Test mode:	802.11g	Test channel:	Highest

Peak value:

Frequency (MHz)	Read Level (dBuV)	Antenna Factor (dB/m)	Cable Loss (dB)	Preamp Factor (dB)	Level (dBuV/m)	Limit Line (dBuV/m)	Over Limit (dB)	polarization
4924.00	42.72	31.9	8.7	32.15	51.17	74.00	-22.83	Vertical
7386.00	33.59	36.49	11.76	31.83	50.01	74.00	-23.99	Vertical
9848.00	36.43	38.62	14.31	31.77	57.59	74.00	-16.41	Vertical
12310.00	*					74.00		Vertical
14772.00	*					74.00		Vertical
17234.00	*					74.00		Vertical
4924.00	42.74	31.9	8.7	32.15	51.19	74.00	-22.81	Horizontal
7386.00	32.35	36.49	11.76	31.83	48.77	74.00	-25.23	Horizontal
9848.00	31.86	38.62	14.31	31.77	53.02	74.00	-20.98	Horizontal
12310.00	*					74.00		Horizontal
14772.00	*					74.00		Horizontal
17234.00	*					74.00		Horizontal

Average value:

Frequency (MHz)	Read Level (dBuV)	Antenna Factor (dB/m)	Cable Loss (dB)	Preamp Factor (dB)	Level (dBuV/m)	Limit Line (dBuV/m)	Over Limit (dB)	polarization
4924.00	34.22	31.9	8.7	32.15	42.67	54.00	-11.33	Vertical
7386.00	23.70	36.49	11.76	31.83	40.12	54.00	-13.88	Vertical
9848.00	25.22	38.62	14.31	31.77	46.38	54.00	-7.62	Vertical
12310.00	*					54.00		Vertical
14772.00	*					54.00		Vertical
17234.00	*					54.00		Vertical
4924.00	32.68	31.9	8.7	32.15	41.13	54.00	-12.87	Horizontal
7386.00	21.76	36.49	11.76	31.83	38.18	54.00	-15.82	Horizontal
9848.00	22.01	38.62	14.31	31.77	43.17	54.00	-10.83	Horizontal
12310.00	*					54.00		Horizontal
14772.00	*					54.00		Horizontal
17234.00	*					54.00		Horizontal

Remark:

1. *Final Level =Receiver Read level + Antenna Factor + Cable Loss – Preamplifier Factor*
2. *"*", means this data is the too weak instrument of signal is unable to test.*

Test mode:	802.11n(HT20)	Test channel:	Lowest

Peak value:

Frequency (MHz)	Read Level (dBuV)	Antenna Factor (dB/m)	Cable Loss (dB)	Preamp Factor (dB)	Level (dBuV/m)	Limit Line (dBuV/m)	Over Limit (dB)	polarization
4824.00	42.77	31.79	8.62	32.1	51.08	74.00	-22.92	Vertical
7236.00	32.83	36.19	11.68	31.97	48.73	74.00	-25.27	Vertical
9648.00	36.12	38.07	14.16	31.56	56.79	74.00	-17.21	Vertical
12060.00	*					74.00		Vertical
14472.00	*					74.00		Vertical
16884.00	*					74.00		Vertical
4824.00	42.63	31.79	8.62	32.1	50.94	74.00	-23.06	Horizontal
7236.00	32.26	36.19	11.68	31.97	48.16	74.00	-25.84	Horizontal
9648.00	31.50	38.07	14.16	31.56	52.17	74.00	-21.83	Horizontal
12060.00	*					74.00		Horizontal
14472.00	*					74.00		Horizontal
16884.00	*					74.00		Horizontal

Average value:

Frequency (MHz)	Read Level (dBuV)	Antenna Factor (dB/m)	Cable Loss (dB)	Preamp Factor (dB)	Level (dBuV/m)	Limit Line (dBuV/m)	Over Limit (dB)	polarization
4824.00	34.70	31.79	8.62	32.1	43.01	54.00	-10.99	Vertical
7236.00	23.63	36.19	11.68	31.97	39.53	54.00	-14.47	Vertical
9648.00	24.91	38.07	14.16	31.56	45.58	54.00	-8.42	Vertical
12060.00	*					54.00		Vertical
14472.00	*					54.00		Vertical
16884.00	*					54.00		Vertical
4824.00	33.06	31.79	8.62	32.1	41.37	54.00	-12.63	Horizontal
7236.00	22.02	36.19	11.68	31.97	37.92	54.00	-16.08	Horizontal
9648.00	21.72	38.07	14.16	31.56	42.39	54.00	-11.61	Horizontal
12060.00	*					54.00		Horizontal
14472.00	*					54.00		Horizontal
16884.00	*					54.00		Horizontal

Remark:

1. *Final Level =Receiver Read level + Antenna Factor + Cable Loss – Preamplifier Factor*
2. *"*", means this data is the too weak instrument of signal is unable to test.*

Test mode:	802.11n(HT20)	Test channel:	Middle

Peak value:

Frequency (MHz)	Read Level (dBuV)	Antenna Factor (dB/m)	Cable Loss (dB)	Preamp Factor (dB)	Level (dBuV/m)	Limit Line (dBuV/m)	Over Limit (dB)	polarization
4874.00	43.14	31.85	8.66	32.12	51.53	74.00	-22.47	Vertical
7311.00	33.20	36.37	11.71	31.91	49.37	74.00	-24.63	Vertical
9748.00	36.51	38.27	14.25	31.56	57.47	74.00	-16.53	Vertical
12185.00	*					74.00		Vertical
14622.00	*					74.00		Vertical
17059.00	*					74.00		Vertical
4874.00	42.87	31.85	8.66	32.12	51.26	74.00	-22.74	Horizontal
7311.00	32.24	36.37	11.71	31.91	48.41	74.00	-25.59	Horizontal
9748.00	31.48	38.27	14.25	31.56	52.44	74.00	-21.56	Horizontal
12185.00	*					74.00		Horizontal
14622.00	*					74.00		Horizontal
17059.00	*					74.00		Horizontal

Average value:

Frequency (MHz)	Read Level (dBuV)	Antenna Factor (dB/m)	Cable Loss (dB)	Preamp Factor (dB)	Level (dBuV/m)	Limit Line (dBuV/m)	Over Limit (dB)	polarization
4874.00	34.76	31.85	8.66	32.12	43.15	54.00	-10.85	Vertical
7311.00	23.90	36.37	11.71	31.91	40.07	54.00	-13.93	Vertical
9748.00	25.02	38.27	14.25	31.56	45.98	54.00	-8.02	Vertical
12185.00	*					54.00		Vertical
14622.00	*					54.00		Vertical
17059.00	*					54.00		Vertical
4874.00	33.15	31.85	8.66	32.12	41.54	54.00	-12.46	Horizontal
7311.00	22.10	36.37	11.71	31.91	38.27	54.00	-15.73	Horizontal
9748.00	22.15	38.27	14.25	31.56	43.11	54.00	-10.89	Horizontal
12185.00	*					54.00		Horizontal
14622.00	*					54.00		Horizontal
17059.00	*					54.00		Horizontal

Remark:

1. *Final Level =Receiver Read level + Antenna Factor + Cable Loss – Preamplifier Factor*
2. *"*", means this data is the too weak instrument of signal is unable to test.*

Test mode:	802.11n(HT20)	Test channel:	Highest

Peak value:

Frequency (MHz)	Read Level (dBuV)	Antenna Factor (dB/m)	Cable Loss (dB)	Preamp Factor (dB)	Level (dBuV/m)	Limit Line (dBuV/m)	Over Limit (dB)	polarization
4924.00	39.04	31.9	8.7	32.15	47.49	74.00	-26.51	Vertical
7386.00	33.51	36.49	11.76	31.83	49.93	74.00	-24.07	Vertical
9848.00	38.07	38.62	14.31	31.77	59.23	74.00	-14.77	Vertical
12310.00	*					74.00		Vertical
14772.00	*					74.00		Vertical
17234.00	*					74.00		Vertical
4924.00	39.42	31.9	8.7	32.15	47.87	74.00	-26.13	Horizontal
7386.00	33.31	36.49	11.76	31.83	49.73	74.00	-24.27	Horizontal
9848.00	33.47	38.62	14.31	31.77	54.63	74.00	-19.37	Horizontal
12310.00	*					74.00		Horizontal
14772.00	*					74.00		Horizontal
17234.00	*					74.00		Horizontal

Average value:

Frequency (MHz)	Read Level (dBuV)	Antenna Factor (dB/m)	Cable Loss (dB)	Preamp Factor (dB)	Level (dBuV/m)	Limit Line (dBuV/m)	Over Limit (dB)	polarization
4924.00	30.49	31.9	8.7	32.15	38.94	54.00	-15.06	Vertical
7386.00	21.66	36.49	11.76	31.83	38.08	54.00	-15.92	Vertical
9848.00	19.97	38.62	14.31	31.77	41.13	54.00	-12.87	Vertical
12310.00	*					54.00		Vertical
14772.00	*					54.00		Vertical
17234.00	*					54.00		Vertical
4924.00	34.01	31.9	8.7	32.15	42.46	54.00	-11.54	Horizontal
7386.00	23.32	36.49	11.76	31.83	39.74	54.00	-14.26	Horizontal
9848.00	19.32	38.62	14.31	31.77	40.48	54.00	-13.52	Horizontal
12310.00	*					54.00		Horizontal
14772.00	*					54.00		Horizontal
17234.00	*					54.00		Horizontal

Remark:

1 Final Level =Receiver Read level + Antenna Factor + Cable Loss – Preamplifier Factor

2 "", means this data is the too weak instrument of signal is unable to test.*

Test mode:	802.11n(HT40)	Test channel:	Lowest

Peak value:

Frequency (MHz)	Read Level (dBuV)	Antenna Factor (dB/m)	Cable Loss (dB)	Preamp Factor (dB)	Level (dBuV/m)	Limit Line (dBuV/m)	Over Limit (dB)	polarization
4844.00	41.78	31.81	8.63	32.11	50.11	74.00	-23.89	Vertical
7266.00	29.97	36.28	11.69	31.94	46.00	74.00	-28.00	Vertical
9688.00	37.78	38.13	14.21	31.52	58.60	74.00	-15.40	Vertical
12060.00	*					74.00		Vertical
14472.00	*					74.00		Vertical
16884.00	*					74.00		Vertical
4844.00	40.73	31.81	8.63	32.11	49.06	74.00	-24.94	Horizontal
7266.00	32.53	36.28	11.69	31.94	48.56	74.00	-25.44	Horizontal
9688.00	26.35	38.13	14.21	31.52	47.17	74.00	-26.83	Horizontal
12060.00	*					74.00		Horizontal
14472.00	*					74.00		Horizontal
16884.00	*					74.00		Horizontal

Average value:

Frequency (MHz)	Read Level (dBuV)	Antenna Factor (dB/m)	Cable Loss (dB)	Preamp Factor (dB)	Level (dBuV/m)	Limit Line (dBuV/m)	Over Limit (dB)	polarization
4844.00	31.63	31.81	8.63	32.11	39.96	54.00	-14.04	Vertical
7266.00	20.39	36.28	11.69	31.94	36.42	54.00	-17.58	Vertical
9688.00	25.59	38.13	14.21	31.52	46.41	54.00	-7.59	Vertical
12060.00	*					54.00		Vertical
14472.00	*					54.00		Vertical
16884.00	*					54.00		Vertical
4844.00	34.30	31.81	8.63	32.11	42.63	54.00	-11.37	Horizontal
7266.00	23.01	36.28	11.69	31.94	39.04	54.00	-14.96	Horizontal
9688.00	17.34	38.13	14.21	31.52	38.16	54.00	-15.84	Horizontal
12060.00	*					54.00		Horizontal
14472.00	*					54.00		Horizontal
16884.00	*					54.00		Horizontal

Remark:

1. *Final Level =Receiver Read level + Antenna Factor + Cable Loss – Preamplifier Factor*
2. *"*", means this data is the too weak instrument of signal is unable to test.*

Test mode:	802.11n(HT40)	Test channel:	Middle

Peak value:

Frequency (MHz)	Read Level (dBuV)	Antenna Factor (dB/m)	Cable Loss (dB)	Preamp Factor (dB)	Level (dBuV/m)	Limit Line (dBuV/m)	Over Limit (dB)	polarization
4874.00	40.40	31.85	8.66	32.12	48.79	74.00	-25.21	Vertical
7311.00	30.95	36.37	11.71	31.91	47.12	74.00	-26.88	Vertical
9748.00	36.57	38.27	14.25	31.56	57.53	74.00	-16.47	Vertical
12185.00	*					74.00		Vertical
14622.00	*					74.00		Vertical
17059.00	*					74.00		Vertical
4874.00	38.67	31.85	8.66	32.12	47.06	74.00	-26.94	Horizontal
7311.00	29.31	36.37	11.71	31.91	45.48	74.00	-28.52	Horizontal
9748.00	30.14	38.27	14.25	31.56	51.10	74.00	-22.90	Horizontal
12185.00	*					74.00		Horizontal
14622.00	*					74.00		Horizontal
17059.00	*					74.00		Horizontal

Average value:

Frequency (MHz)	Read Level (dBuV)	Antenna Factor (dB/m)	Cable Loss (dB)	Preamp Factor (dB)	Level (dBuV/m)	Limit Line (dBuV/m)	Over Limit (dB)	polarization
4874.00	32.97	31.85	8.66	32.12	41.36	54.00	-12.64	Vertical
7311.00	22.64	36.37	11.71	31.91	38.81	54.00	-15.19	Vertical
9748.00	20.40	38.27	14.25	31.56	41.36	54.00	-12.64	Vertical
12185.00	*					54.00		Vertical
14622.00	*					54.00		Vertical
17059.00	*					54.00		Vertical
4874.00	27.22	31.85	8.66	32.12	35.61	54.00	-18.39	Horizontal
7311.00	18.08	36.37	11.71	31.91	34.25	54.00	-19.75	Horizontal
9748.00	23.20	38.27	14.25	31.56	44.16	54.00	-9.84	Horizontal
12185.00	*					54.00		Horizontal
14622.00	*					54.00		Horizontal
17059.00	*					54.00		Horizontal

Remark:

1. *Final Level =Receiver Read level + Antenna Factor + Cable Loss – Preamplifier Factor*
2. *"*", means this data is the too weak instrument of signal is unable to test.*

Test mode:	802.11n(HT40)	Test channel:	Highest

Peak value:

Frequency (MHz)	Read Level (dBuV)	Antenna Factor (dB/m)	Cable Loss (dB)	Preamp Factor (dB)	Level (dBuV/m)	Limit Line (dBuV/m)	Over Limit (dB)	polarization
4904.00	40.04	31.88	8.68	32.13	48.47	74.00	-25.53	Vertical
7356.00	35.00	36.45	11.75	31.86	51.34	74.00	-22.66	Vertical
9808.00	38.20	38.43	14.29	31.68	59.24	74.00	-14.76	Vertical
12310.00	*					74.00		Vertical
14772.00	*					74.00		Vertical
17234.00	*					74.00		Vertical
4904.00	43.29	31.88	8.68	32.13	51.72	74.00	-22.28	Horizontal
7356.00	31.06	36.45	11.75	31.86	47.40	74.00	-26.60	Horizontal
9808.00	28.09	38.43	14.29	31.68	49.13	74.00	-24.87	Horizontal
12310.00	*					74.00		Horizontal
14772.00	*					74.00		Horizontal
17234.00	*					74.00		Horizontal

Average value:

Frequency (MHz)	Read Level (dBuV)	Antenna Factor (dB/m)	Cable Loss (dB)	Preamp Factor (dB)	Level (dBuV/m)	Limit Line (dBuV/m)	Over Limit (dB)	polarization
4904.00	28.36	31.88	8.68	32.13	36.79	54.00	-17.21	Vertical
7356.00	18.50	36.45	11.75	31.86	34.84	54.00	-19.16	Vertical
9808.00	20.07	38.43	14.29	31.68	41.11	54.00	-12.89	Vertical
12310.00	*					54.00		Vertical
14772.00	*					54.00		Vertical
17234.00	*					54.00		Vertical
4904.00	30.10	31.88	8.68	32.13	38.53	54.00	-15.47	Horizontal
7356.00	17.49	36.45	11.75	31.86	33.83	54.00	-20.17	Horizontal
9808.00	19.44	38.43	14.29	31.68	40.48	54.00	-13.52	Horizontal
12310.00	*					54.00		Horizontal
14772.00	*					54.00		Horizontal
17234.00	*					54.00		Horizontal

Remark:

1 Final Level =Receiver Read level + Antenna Factor + Cable Loss – Preamplifier Factor

2 "", means this data is the too weak instrument of signal is unable to test.*

8 Test Setup Photo

Radiated Emission



Conducted Emission

9 EUT Constructional Details

MIC
ON
OFF
POWER

INCH
1
2
3
4

2
3
4
5
6
7
8
9

INCH
1
2
3
4


3.7V Li-ion Battery 1050mAh 3.885Wh
WARNING
Use specified charger only.
Must be disposed of properly.
Do not disassemble.
Crush puncture short external contacts.
May explode if damaged or disposed of in fire or water


Li-ion
RECHARGEABLE LI-ION BATTERY.
Made in China









------End------