# MANUAL

## FFZ K21 Kids Headphone



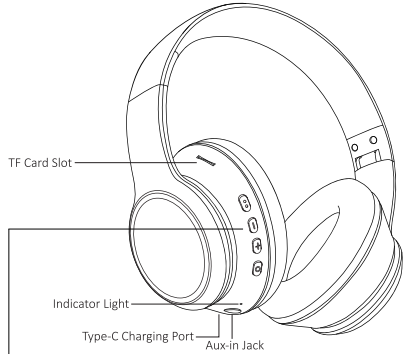


- Click once: Switch between Wireless mode & TF card mode
  Click twice quickly: LED light on / off
  Press & hold 1.5s: Voice assiatant wake-up
- Click once: Volume down
  Press & hold: Previous track
- Click once: Volume up
  Press & hold: Next track
- Press & hold: Turn on / off / reject the incoming call
  Click once: Play / pause / answer the call / hang up the call
  Click twice quickly: Redial the last call

## Wireless

1. Pairing your device before the first use: To pair the headphone with your mobile device, power on the headphone, and its wireless mode is activated. You will hear a voice prompt "wireless mode".
2. Connect to the mobile device: Turn on your smartphone wireless, search and find "K21" to connect. There will be a voice prompt after Bluetooth pairing successfully.




Tips: If cannot find any wireless device in the effective range within 5 minutes, the headphone will be turned off automatically.

## TF(Micro SD)

Power on the headphone and insert TF (Micro SD) card into the TF card slot.

## AUX Input

No need to power on the headphone. Insert the audio cable (included) into the Aux-in jack, insert the other end of the cable into the output of the player i.e. phone /computer, etc.

Notice: If inserting the audio cable into the aux-in jack after power on. The headphone will be turned off automatically, which for protecting the headphone and power saving.

## Charging

Insert the charging cable (included) into the charging port, insert the other end of the cable into the AC adaptor(not included) or computer for charging.

## *Notice

1. When playing music intermittently or shut down automatically, charge the headphone in time.
2. Please do not use these headphones while charging.

## Specifications

Wireless Version: V5.0
Impedance:32C±15%
Frequency Response : 20Hz-20kHz
Working Voltage: 33-4.2 V
Music Time: Appr. 15 hrs (without disco light)
Working Distance: Appr. 10m
Speaker Size: p40mm
Battery Capacity: 400 mAh
Charging Time: Appr. 2 hrs
Appr. 8hrs (with disco light)

## Package Contents:

Kids Headphone*1
Type-C Charging Cable *1
Aux-in Cable *1
User Guide*1

## Battery Cautions:

1.The product is power by a rechargeable battery. The new battery performs better after two or three cycles of full charge and discharge. The battery can be recharged and discharge, but it will wear out.
2.Do not store it in overheat or cold places that may reduce battery capacity and life span. It is recommended to store it in 150 C to 25 0 C environment It may not work in extreme cold or hot environments even it is fully charged.
3.Do not throw it into the fire to prevent exploding. A damaged battery may explode. Please follow the local regulations to handle the battery. Please recycle the battery as far as possible.
4.Please stop using it if there is a severe bulging. Do not use it after it is soaked.

## Tips:

Please regular recharge and discharge it every three months when unused for a long time. Improper battery replacement may cause an explosion, it is only can be replaced with the same type or equivalent type of battery.

## 100% Satisfaction Warranty

FFZ kids headphone is covered by 12 month warranties from the date of its original purchase. If the device fails due to manufacturer defects, please contact us by email and we will make thing right for you!

## Contact US

Manufacturer: Shenzhen Youtian Technology Co., Ltd
Address: 802, Building D, Bantian International Center, Bantian Street, Longgang District, Shenzhen City, Guangdong Province
Email: ffzservice@outlook.com
Made in China

This device complies with part 15 of the FCC Rules. Operation is subject to the following two conditions: (1) this device may not cause harmful interference, and (2) this device must accept any interference received, including interference that may cause undesired operation.
Any changes or modifications not expressly approved by the party responsible for compliance could void the user's authority to operate the equipment.
NOTE: This equipment has been tested and found to comply with the limits for a Class B digital device, pursuant to Part 15 of the FCC Rules. These limits are designed to provide reasonable protection against harmful interference in a residential installation. This equipment generates, uses and can radiate radio frequency energy and, if not installed and used in accordance with the instructions, may cause harmful interference to radio communications. However, there is no guarantee that interference will not occur in a particular installation.
If this equipment does cause harmful interference to radio or television reception,
which can be determined by turning the equipment off and on, the user is encouraged to try to correct the interference by one or more of the following measures:
-- Reorient or relocate the receiving antenna.
-- Increase the separation between the equipment and receiver.
-- Connect the equipment into an outlet on a circuit different
from that to which the receiver is connected.
-- Consult the dealer or an experienced radio/TV technician for help.
The device has been evaluated to meet general RF exposure requirement. The device can be used in portable exposure condition without restriction