48-2_GSM850_GSM Voice_Head Left Cheek_Ch190

DUT: ART2 PRO

Communication System: UID 0, GSM850 (0); Frequency: 836.6 MHz;Duty Cycle: 1:8.30042
Medium: HSL835 Medium parameters used: f = 837 MHz; σ = 0.93 S/m; ε_r = 40.593; ρ = 1000 kg/m^3

DASY5 Configuration:
- Probe: EX3DV4 - SN7520; ConvF(9.55, 9.55, 9.55) @ 836.6 MHz; Calibrated: 11/16/2020
- Sensor-Surface: 1.4mm (Mechanical Surface Detection)
- Electronics: DAE4 Sn1561; Calibrated: 11/23/2020
- Phantom: Twin-SAM V8.0 (20deg probe tilt)-Right; Type: QD 000 P40 CB; Serial: 1368
- Measurement SW: DASY52, Version 52.10 (4);SEMCAD X Version 14.6.14 (7483)

Ch190/Area Scan (61x111x1): Interpolated grid: dx=1.500 mm, dy=1.500 mm
Maximum value of SAR (interpolated) = 0.0758 W/kg

Ch190/Zoom Scan (5x5x7)/Cube 0: Measurement grid: dx=8mm, dy=8mm, dz=5mm
Reference Value = 9.469 V/m; Power Drift = -0.03 dB
Peak SAR (extrapolated) = 0.0840 W/kg
SAR(1 g) = 0.065 W/kg; SAR(10 g) = 0.051 W/kg
Smallest distance from peaks to all points 3 dB below: Larger than measurement grid
Ratio of SAR at M2 to SAR at M1 = 77.7%
Maximum value of SAR (measured) = 0.0770 W/kg

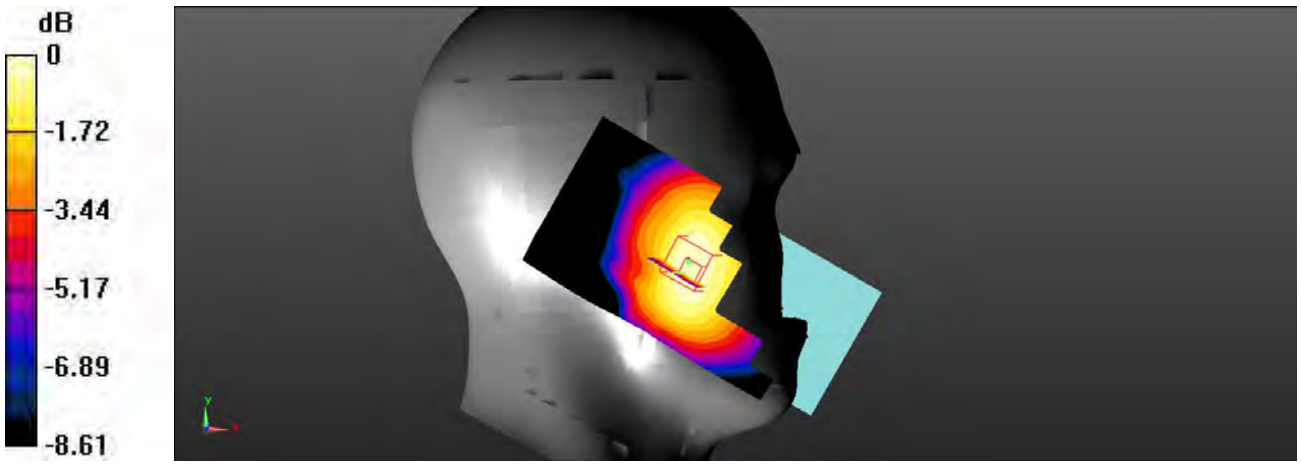

0 dB = 0.0770 W/kg = -11.14 dBW/kg

49-2_GSM850_GSM Voice_Head Left Tilt_Ch190

DUT: ART2 PRO

Communication System: UID 0, GSM850 (0); Frequency: 836.6 MHz;Duty Cycle: 1:8.30042
Medium: HSL835 Medium parameters used: f = 837 MHz; σ = 0.93 S/m; ε_r = 40.593; ρ = 1000 kg/m^3

DASY5 Configuration:
- Probe: EX3DV4 - SN7520; ConvF(9.55, 9.55, 9.55) @ 836.6 MHz; Calibrated: 11/16/2020
- Sensor-Surface: 1.4mm (Mechanical Surface Detection)
- Electronics: DAE4 Sn1561; Calibrated: 11/23/2020
- Phantom: Twin-SAM V8.0 (20deg probe tilt)-Right; Type: QD 000 P40 CB; Serial: 1368
- Measurement SW: DASY52, Version 52.10 (4);SEMCAD X Version 14.6.14 (7483)

Ch190/Area Scan (61x111x1): Interpolated grid: dx=1.500 mm, dy=1.500 mm
Maximum value of SAR (interpolated) = 0.0462 W/kg

Ch190/Zoom Scan (5x5x7)/Cube 0: Measurement grid: dx=8mm, dy=8mm, dz=5mm
Reference Value = 6.991 V/m; Power Drift = 0.02 dB
Peak SAR (extrapolated) = 0.105 W/kg
SAR(1 g) = 0.025 W/kg; SAR(10 g) = 0.016 W/kg
Smallest distance from peaks to all points 3 dB below: Larger than measurement grid
Ratio of SAR at M2 to SAR at M1 = 77.5%
Maximum value of SAR (measured) = 0.0352 W/kg



0 dB = 0.0352 W/kg = -14.53 dBW/kg

51-2_GSM850_GSM Voice_Head Right Tilt_Ch190

DUT: ART2 PRO

Communication System: UID 0, GSM850 (0); Frequency: 836.6 MHz;Duty Cycle: 1:8.30042
Medium: HSL835 Medium parameters used: f = 837 MHz; σ = 0.93 S/m; ε_r = 40.593; ρ = 1000 kg/m^3

DASY5 Configuration:
- Probe: EX3DV4 - SN7520; ConvF(9.55, 9.55, 9.55) @ 836.6 MHz; Calibrated: 11/16/2020
- Sensor-Surface: 1.4mm (Mechanical Surface Detection)
- Electronics: DAE4 Sn1561; Calibrated: 11/23/2020
- Phantom: Twin-SAM V8.0 (20deg probe tilt)-Right; Type: QD 000 P40 CB; Serial: 1368
- Measurement SW: DASY52, Version 52.10 (4);SEMCAD X Version 14.6.14 (7483)

Ch190/Area Scan (61x111x1): Interpolated grid: dx=1.500 mm, dy=1.500 mm
Maximum value of SAR (interpolated) = 0.0483 W/kg

Ch190/Zoom Scan (5x5x7)/Cube 0: Measurement grid: dx=8mm, dy=8mm, dz=5mm
Reference Value = 7.716 V/m; Power Drift = 0.16 dB
Peak SAR (extrapolated) = 0.0560 W/kg
SAR(1 g) = 0.042 W/kg; SAR(10 g) = 0.033 W/kg
Smallest distance from peaks to all points 3 dB below: Larger than measurement grid
Ratio of SAR at M2 to SAR at M1 = 74.7%
Maximum value of SAR (measured) = 0.0510 W/kg

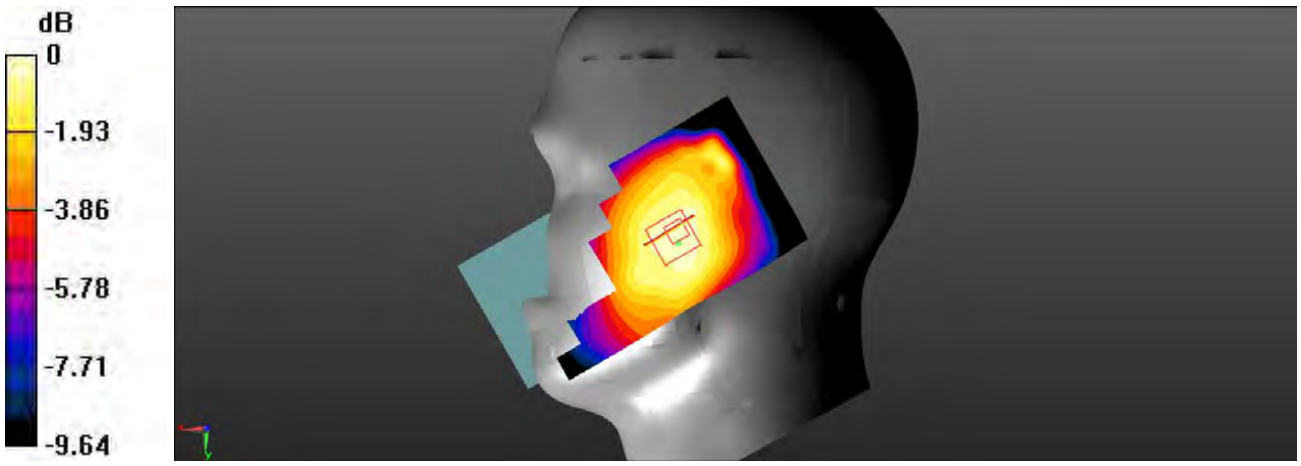

0 dB = 0.0510 W/kg = -12.92 dBW/kg

52-2_GSM850_GSM Voice_Body Back(10mm)_Ch190

DUT: ART2 PRO

Communication System: UID 0, GSM850 (0); Frequency: 836.6 MHz;Duty Cycle: 1:2.0797
Medium: HSL835 Medium parameters used: f = 837 MHz; σ = 0.93 S/m; ε_r = 40.593; ρ = 1000 kg/m^3

DASY5 Configuration:
- Probe: EX3DV4 - SN7520; ConvF(9.55, 9.55, 9.55) @ 836.6 MHz; Calibrated: 11/16/2020
- Sensor-Surface: 1.4mm (Mechanical Surface Detection)
- Electronics: DAE4 Sn1561; Calibrated: 11/23/2020
- Phantom: Twin-SAM V8.0 (20deg probe tilt)-Right; Type: QD 000 P40 CB; Serial: 1368
- Measurement SW: DASY52, Version 52.10 (4);SEMCAD X Version 14.6.14 (7483)

Ch190/Area Scan (61x121x1): Interpolated grid: dx=1.500 mm, dy=1.500 mm
Maximum value of SAR (interpolated) = 0.138 W/kg

Ch190/Zoom Scan (5x5x7)/Cube 0: Measurement grid: dx=8mm, dy=8mm, dz=5mm
Reference Value = 12.15 V/m; Power Drift = 0.00 dB
Peak SAR (extrapolated) = 0.154 W/kg
SAR(1 g) = 0.106 W/kg; SAR(10 g) = 0.079 W/kg
Smallest distance from peaks to all points 3 dB below: Larger than measurement grid
Ratio of SAR at M2 to SAR at M1 = 68.3%
Maximum value of SAR (measured) = 0.135 W/kg

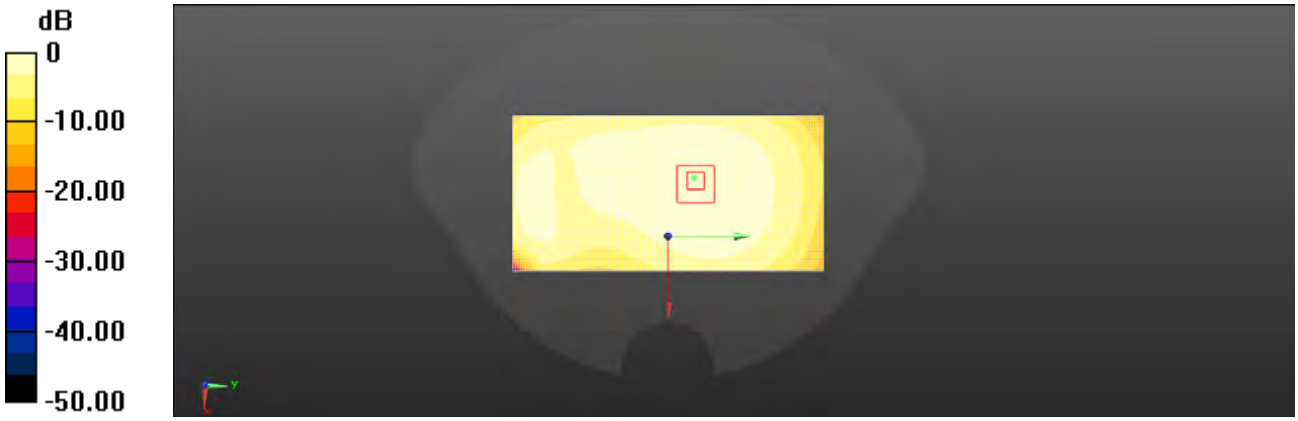

0 dB = 0.138 W/kg = -8.62 dBW/kg

53-2_GSM850_GSM Voice_Body Front(10mm)_Ch190

DUT: ART2 PRO

Communication System: UID 0, GSM850 (0); Frequency: 836.6 MHz;Duty Cycle: 1:2.0797
Medium: HSL835 Medium parameters used: f = 837 MHz; σ = 0.93 S/m; ε_r = 40.593; ρ = 1000 kg/m^3

DASY5 Configuration:
- Probe: EX3DV4 - SN7520; ConvF(9.55, 9.55, 9.55) @ 836.6 MHz; Calibrated: 11/16/2020
- Sensor-Surface: 1.4mm (Mechanical Surface Detection)
- Electronics: DAE4 Sn1561; Calibrated: 11/23/2020
- Phantom: Twin-SAM V8.0 (20deg probe tilt)-Right; Type: QD 000 P40 CB; Serial: 1368
- Measurement SW: DASY52, Version 52.10 (4);SEMCAD X Version 14.6.14 (7483)

Ch190/Area Scan (61x121x1): Interpolated grid: dx=1.500 mm, dy=1.500 mm
Maximum value of SAR (interpolated) = 0.108 W/kg

Ch190/Zoom Scan (5x5x7)/Cube 0: Measurement grid: dx=8mm, dy=8mm, dz=5mm
Reference Value = 10.96 V/m; Power Drift = -0.13 dB
Peak SAR (extrapolated) = 0.112 W/kg
SAR(1 g) = 0.079 W/kg; SAR(10 g) = 0.059 W/kg
Smallest distance from peaks to all points 3 dB below: Larger than measurement grid
Ratio of SAR at M2 to SAR at M1 = 70.9%
Maximum value of SAR (measured) = 0.0993 W/kg

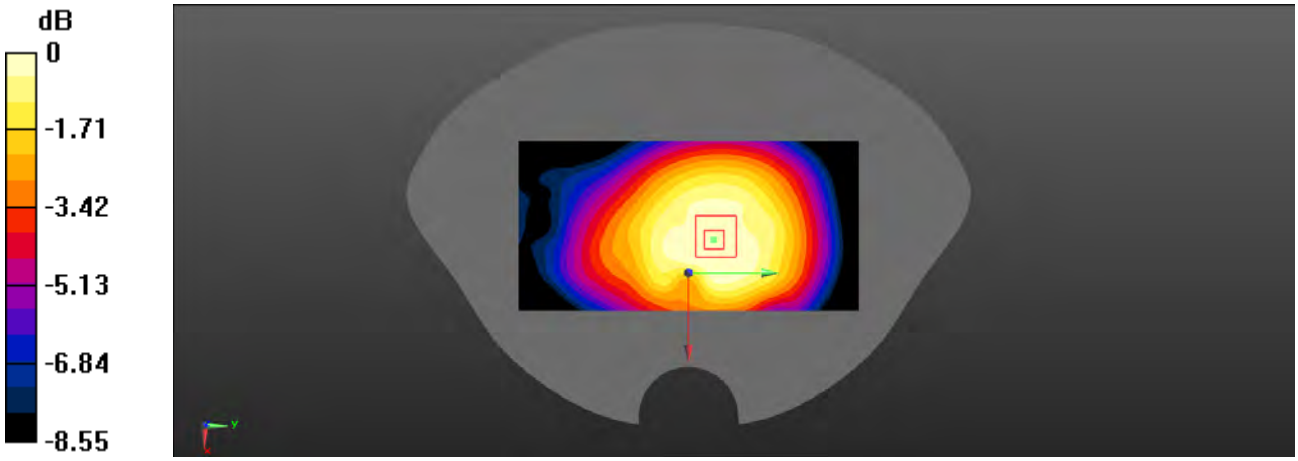

0 dB = 0.0993 W/kg = -10.03 dBW/kg

55-2_GSM850_GPRS(4 Tx slots)_Body Front(10mm)_Ch190

DUT: ART2 PRO

Communication System: UID 0, GSM850 (0); Frequency: 836.6 MHz;Duty Cycle: 1:2.0797
Medium: HSL835 Medium parameters used: f = 837 MHz; σ = 0.93 S/m; ε_r = 40.593; ρ = 1000 kg/m^3

DASY5 Configuration:
- Probe: EX3DV4 - SN7520; ConvF(9.55, 9.55, 9.55) @ 836.6 MHz; Calibrated: 11/16/2020
- Sensor-Surface: 1.4mm (Mechanical Surface Detection)
- Electronics: DAE4 Sn1561; Calibrated: 11/23/2020
- Phantom: Twin-SAM V8.0 (20deg probe tilt)-Right; Type: QD 000 P40 CB; Serial: 1368
- Measurement SW: DASY52, Version 52.10 (4);SEMCAD X Version 14.6.14 (7483)

Ch190/Area Scan (61x121x1): Interpolated grid: dx=1.500 mm, dy=1.500 mm
Maximum value of SAR (interpolated) = 0.113 W/kg

Ch190/Zoom Scan (5x5x7)/Cube 0: Measurement grid: dx=8mm, dy=8mm, dz=5mm
Reference Value = 11.38 V/m; Power Drift = -0.03 dB
Peak SAR (extrapolated) = 0.139 W/kg
SAR(1 g) = 0.088 W/kg; SAR(10 g) = 0.068 W/kg
Smallest distance from peaks to all points 3 dB below: Larger than measurement grid
Ratio of SAR at M2 to SAR at M1 = 57.8%
Maximum value of SAR (measured) = 0.114 W/kg

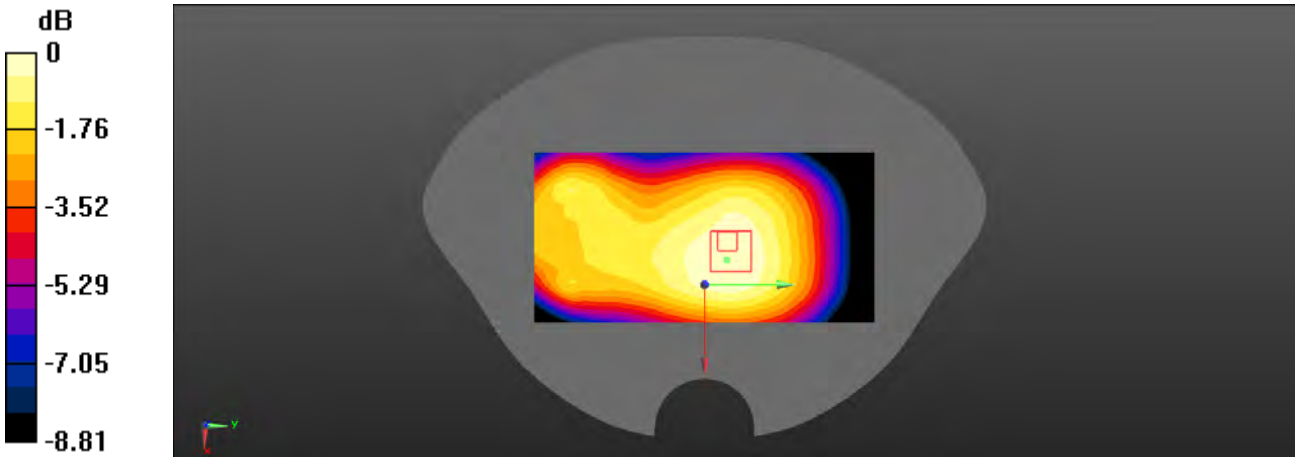

0 dB = 0.114 W/kg = -9.43 dBW/kg

56-2_GSM850_GPRS(4 Tx slots)_Body Left(10mm)_Ch190

DUT: ART2 PRO

Communication System: UID 0, GSM850 (0); Frequency: 836.6 MHz;Duty Cycle: 1:2.0797
Medium: HSL835 Medium parameters used: f = 837 MHz; σ = 0.93 S/m; ε_r = 40.593; ρ = 1000 kg/m^3

DASY5 Configuration:
- Probe: EX3DV4 - SN7520; ConvF(9.55, 9.55, 9.55) @ 836.6 MHz; Calibrated: 11/16/2020
- Sensor-Surface: 1.4mm (Mechanical Surface Detection)
- Electronics: DAE4 Sn1561; Calibrated: 11/23/2020
- Phantom: Twin-SAM V8.0 (20deg probe tilt)-Right; Type: QD 000 P40 CB; Serial: 1368
- Measurement SW: DASY52, Version 52.10 (4);SEMCAD X Version 14.6.14 (7483)

Ch190/Area Scan (21x121x1): Interpolated grid: dx=1.500 mm, dy=1.500 mm
Maximum value of SAR (interpolated) = 0.0794 W/kg

Ch190/Zoom Scan (5x5x7)/Cube 0: Measurement grid: dx=8mm, dy=8mm, dz=5mm
Reference Value = 9.746 V/m; Power Drift = -0.09 dB
Peak SAR (extrapolated) = 0.113 W/kg
SAR(1 g) = 0.059 W/kg; SAR(10 g) = 0.037 W/kg
Smallest distance from peaks to all points 3 dB below: Larger than measurement grid
Ratio of SAR at M2 to SAR at M1 = 63%
Maximum value of SAR (measured) = 0.0804 W/kg

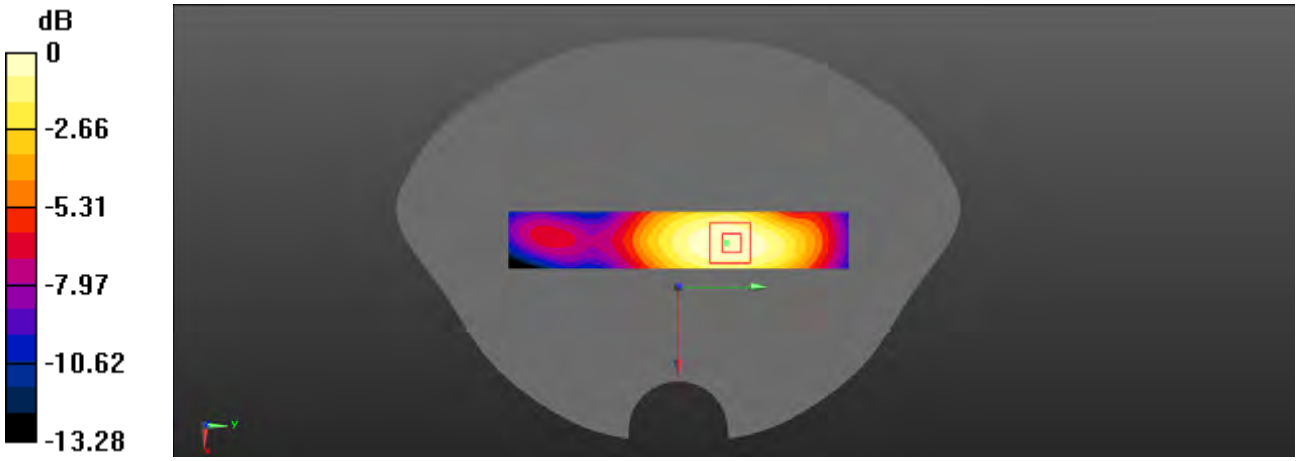

0 dB = 0.0804 W/kg = -10.95 dBW/kg

128_GSM850_GPRS(4 Tx slots)_Body Right(10mm)_Ch190

DUT: ART2 PRO

Communication System: UID 0, GSM850 (0); Frequency: 836.6 MHz;Duty Cycle: 1:2.0797
Medium: HSL835 Medium parameters used: f = 837 MHz; σ = 0.93 S/m; ε_r = 40.593; ρ = 1000 kg/m^3

DASY5 Configuration:
- Probe: EX3DV4 - SN7520; ConvF(9.55, 9.55, 9.55) @ 836.6 MHz; Calibrated: 11/16/2020
- Sensor-Surface: 1.4mm (Mechanical Surface Detection)
- Electronics: DAE4 Sn1561; Calibrated: 11/23/2020
- Phantom: Twin-SAM V8.0 (20deg probe tilt)-Right; Type: QD 000 P40 CB; Serial: 1368
- Measurement SW: DASY52, Version 52.10 (4);SEMCAD X Version 14.6.14 (7483)

Ch190/Area Scan (21x121x1): Interpolated grid: dx=1.500 mm, dy=1.500 mm
Maximum value of SAR (interpolated) = 0.0927 W/kg

Ch190/Zoom Scan (5x5x7)/Cube 0: Measurement grid: dx=8mm, dy=8mm, dz=5mm
Reference Value = 9.588 V/m; Power Drift = -0.11 dB
Peak SAR (extrapolated) = 0.108 W/kg
SAR(1 g) = 0.068 W/kg; SAR(10 g) = 0.046 W/kg
Smallest distance from peaks to all points 3 dB below: Larger than measurement grid
Ratio of SAR at M2 to SAR at M1 = 62.7%
Maximum value of SAR (measured) = 0.0923 W/kg

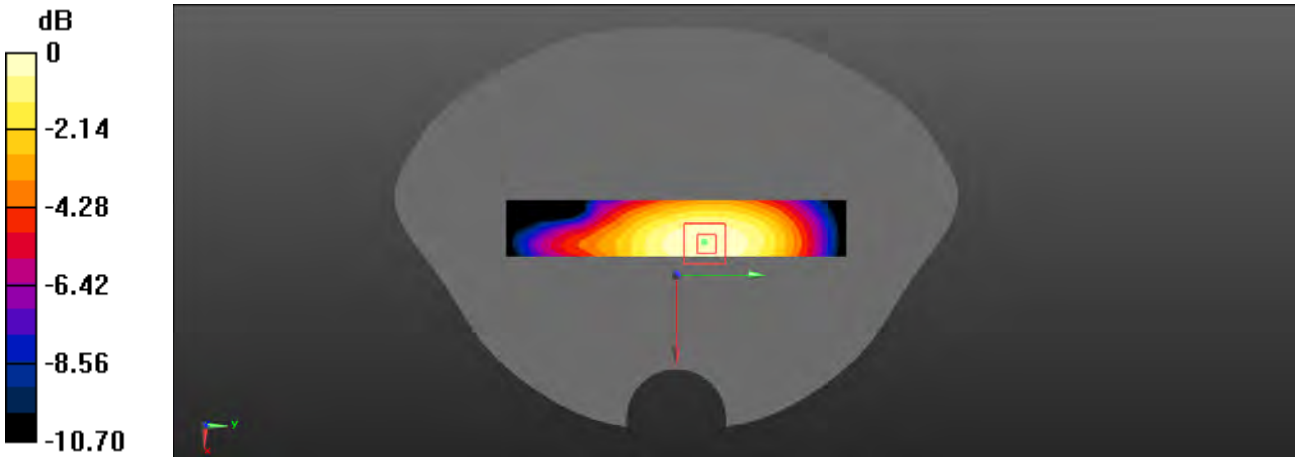

0 dB = 0.0923 W/kg = -10.35 dBW/kg

57-2_GSM850_GPRS(4 Tx slots)_Body Bottom(10mm)_Ch190

DUT: ART2 PRO

Communication System: UID 0, GSM850 (0); Frequency: 836.6 MHz;Duty Cycle: 1:2.0797
Medium: HSL835 Medium parameters used: f = 837 MHz; σ = 0.93 S/m; ε_r = 40.593; ρ = 1000 kg/m^3

DASY5 Configuration:
- Probe: EX3DV4 - SN7520; ConvF(9.55, 9.55, 9.55) @ 836.6 MHz; Calibrated: 11/16/2020
- Sensor-Surface: 1.4mm (Mechanical Surface Detection)
- Electronics: DAE4 Sn1561; Calibrated: 11/23/2020
- Phantom: Twin-SAM V8.0 (20deg probe tilt)-Right; Type: QD 000 P40 CB; Serial: 1368
- Measurement SW: DASY52, Version 52.10 (4);SEMCAD X Version 14.6.14 (7483)

Ch190/Area Scan (31x61x1): Interpolated grid: dx=1.500 mm, dy=1.500 mm
Maximum value of SAR (interpolated) = 0.123 W/kg

Ch190/Zoom Scan (5x5x7)/Cube 0: Measurement grid: dx=8mm, dy=8mm, dz=5mm
Reference Value = 12.48 V/m; Power Drift = -0.14 dB
Peak SAR (extrapolated) = 0.183 W/kg
SAR(1 g) = 0.080 W/kg; SAR(10 g) = 0.040 W/kg
Smallest distance from peaks to all points 3 dB below = 8.2 mm
Ratio of SAR at M2 to SAR at M1 = 43.1%
Maximum value of SAR (measured) = 0.126 W/kg

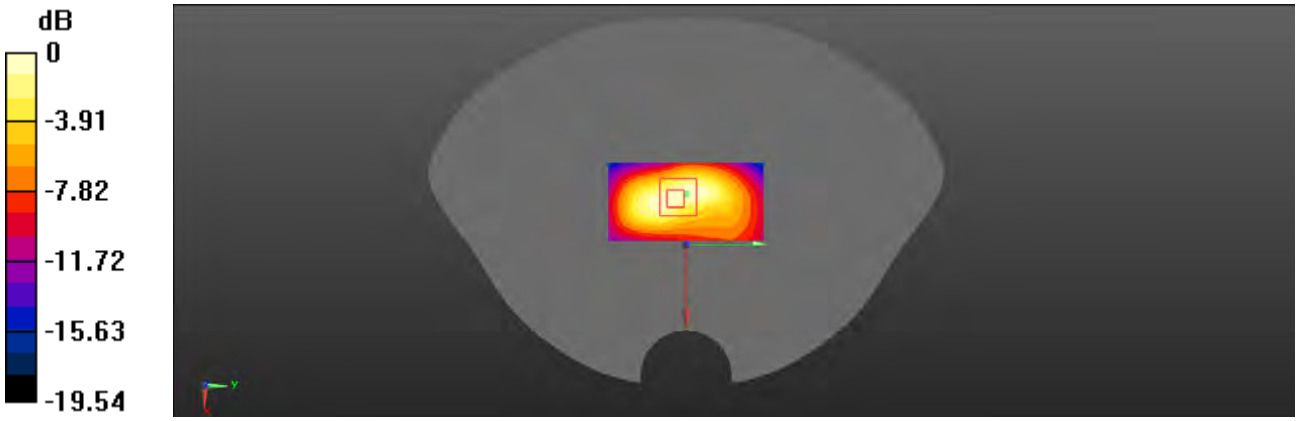

0 dB = 0.126 W/kg = -9.00 dBW/kg

39-2_PCS 1900_GSM Voice_Head Left Tilt_Ch810

DUT: ART2 PRO

Communication System: UID 0, PCS (0); Frequency: 1880 MHz;Duty Cycle: 1:8.30042
Medium: HSL2000 Medium parameters used: f = 1880 MHz; σ = 1.377 S/m; ε_r = 38.627; ρ = 1000 kg/m^3

DASY5 Configuration:
- Probe: EX3DV4 - SN7520; ConvF(8.35, 8.35, 8.35) @ 1880 MHz; Calibrated: 11/16/2020
- Sensor-Surface: 1.4mm (Mechanical Surface Detection)
- Electronics: DAE4 Sn1561; Calibrated: 11/23/2020
- Phantom: Twin-SAM V8.0 (20deg probe tilt)-Right; Type: QD 000 P40 CB; Serial: 1368
- Measurement SW: DASY52, Version 52.10 (4);SEMCAD X Version 14.6.14 (7483)

Ch661/Area Scan (71x141x1): Interpolated grid: dx=1.200 mm, dy=1.200 mm
Maximum value of SAR (interpolated) = 0.0347 W/kg

Ch661/Zoom Scan (7x7x7)/Cube 0: Measurement grid: dx=5mm, dy=5mm, dz=5mm
Reference Value = 1.477 V/m; Power Drift = -0.02 dB
Peak SAR (extrapolated) = 0.0230 W/kg
SAR(1 g) = 0.00753 W/kg; SAR(10 g) = 0.00235 W/kg
Smallest distance from peaks to all points 3 dB below: Larger than measurement grid
Ratio of SAR at M2 to SAR at M1 = 46.9%
Maximum value of SAR (measured) = 0.0127 W/kg



0 dB = 0.0127 W/kg = -18.96 dBW/kg

40-2_PCS 1900_GSM Voice_Head Right Cheek_Ch810

DUT: ART2 PRO

Communication System: UID 0, PCS (0); Frequency: 1880 MHz;Duty Cycle: 1:8.30042
Medium: HSL2000 Medium parameters used: f = 1880 MHz; σ = 1.377 S/m; ε_r = 38.627; ρ = 1000 kg/m^3

DASY5 Configuration:
- Probe: EX3DV4 - SN7520; ConvF(8.35, 8.35, 8.35) @ 1880 MHz; Calibrated: 11/16/2020
- Sensor-Surface: 1.4mm (Mechanical Surface Detection)
- Electronics: DAE4 Sn1561; Calibrated: 11/23/2020
- Phantom: Twin-SAM V8.0 (20deg probe tilt)-Right; Type: QD 000 P40 CB; Serial: 1368
- Measurement SW: DASY52, Version 52.10 (4);SEMCAD X Version 14.6.14 (7483)

Ch661/Area Scan (71x141x1): Interpolated grid: dx=1.200 mm, dy=1.200 mm
Maximum value of SAR (interpolated) = 0.0255 W/kg

Ch661/Zoom Scan (7x7x7)/Cube 0: Measurement grid: dx=5mm, dy=5mm, dz=5mm
Reference Value = 3.495 V/m; Power Drift = 0.16 dB
Peak SAR (extrapolated) = 0.0720 W/kg
SAR(1 g) = 0.016 W/kg; SAR(10 g) = 0.00925 W/kg
Smallest distance from peaks to all points 3 dB below: Larger than measurement grid
Ratio of SAR at M2 to SAR at M1 = 57.5%
Maximum value of SAR (measured) = 0.0242 W/kg



0 dB = 0.0242 W/kg = -16.16 dBW/kg

41-2_PCS 1900_GSM Voice_Head Right Tilt_Ch810

DUT: ART2 PRO

Communication System: UID 0, PCS (0); Frequency: 1880 MHz;Duty Cycle: 1:8.30042
Medium: HSL2000 Medium parameters used: f = 1880 MHz; σ = 1.377 S/m; ε_r = 38.627; ρ = 1000 kg/m^3

DASY5 Configuration:
- Probe: EX3DV4 - SN7520; ConvF(8.35, 8.35, 8.35) @ 1880 MHz; Calibrated: 11/16/2020
- Sensor-Surface: 1.4mm (Mechanical Surface Detection)
- Electronics: DAE4 Sn1561; Calibrated: 11/23/2020
- Phantom: Twin-SAM V8.0 (20deg probe tilt)-Right; Type: QD 000 P40 CB; Serial: 1368
- Measurement SW: DASY52, Version 52.10 (4);SEMCAD X Version 14.6.14 (7483)

Ch661/Area Scan (71x141x1): Interpolated grid: dx=1.200 mm, dy=1.200 mm
Maximum value of SAR (interpolated) = 0.0329 W/kg

Ch661/Zoom Scan (7x7x7)/Cube 0: Measurement grid: dx=5mm, dy=5mm, dz=5mm
Reference Value = 2.141 V/m; Power Drift = -0.07 dB
Peak SAR (extrapolated) = 0.0240 W/kg
SAR(1 g) = 0.00755 W/kg; SAR(10 g) = 0.00266 W/kg
Smallest distance from peaks to all points 3 dB below: Larger than measurement grid
Ratio of SAR at M2 to SAR at M1 = 42.8%
Maximum value of SAR (measured) = 0.0143 W/kg

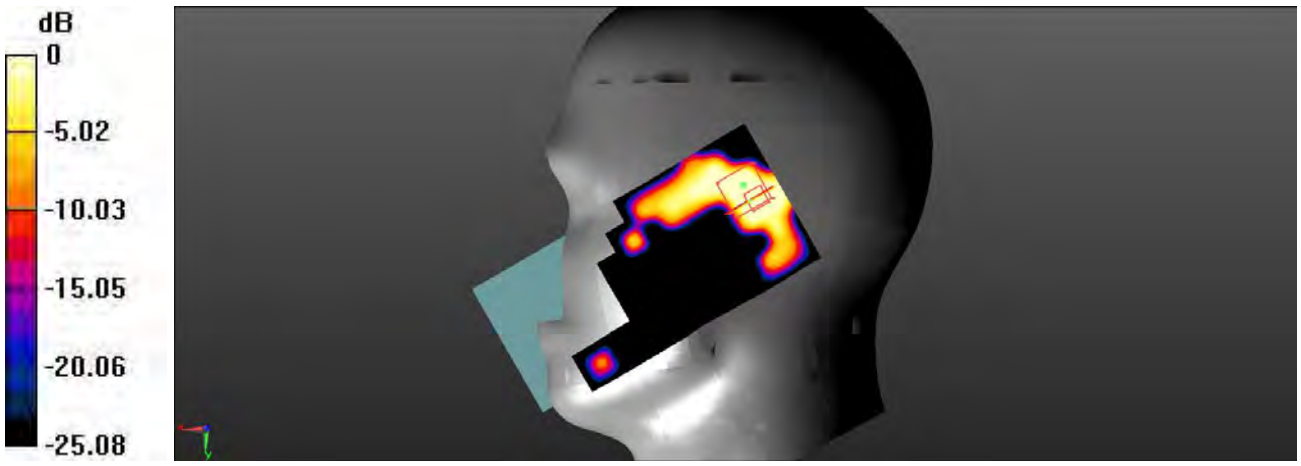

0 dB = 0.0143 W/kg = -18.45 dBW/kg

42-2_PCS 1900_GSM Voice_Body Back(10mm)_Ch810

DUT: ART2 PRO

Communication System: UID 0, PCS (0); Frequency: 1880 MHz;Duty Cycle: 1:2.0797
Medium: HSL2000 Medium parameters used: f = 1880 MHz; σ = 1.377 S/m; ε_r = 38.627; ρ = 1000 kg/m^3

DASY5 Configuration:
- Probe: EX3DV4 - SN7520; ConvF(8.35, 8.35, 8.35) @ 1880 MHz; Calibrated: 11/16/2020
- Sensor-Surface: 1.4mm (Mechanical Surface Detection)
- Electronics: DAE4 Sn1561; Calibrated: 11/23/2020
- Phantom: Twin-SAM V8.0 (20deg probe tilt)-Right; Type: QD 000 P40 CB; Serial: 1368
- Measurement SW: DASY52, Version 52.10 (4);SEMCAD X Version 14.6.14 (7483)

Ch661/Area Scan (71x141x1): Interpolated grid: dx=1.200 mm, dy=1.200 mm
Maximum value of SAR (interpolated) = 0.0925 W/kg

Ch661/Zoom Scan (7x7x7)/Cube 0: Measurement grid: dx=5mm, dy=5mm, dz=5mm
Reference Value = 5.970 V/m; Power Drift = -0.04 dB
Peak SAR (extrapolated) = 0.117 W/kg
SAR(1 g) = 0.055 W/kg; SAR(10 g) = 0.027 W/kg
Smallest distance from peaks to all points 3 dB below: Larger than measurement grid
Ratio of SAR at M2 to SAR at M1 = 47.1%
Maximum value of SAR (measured) = 0.0914 W/kg

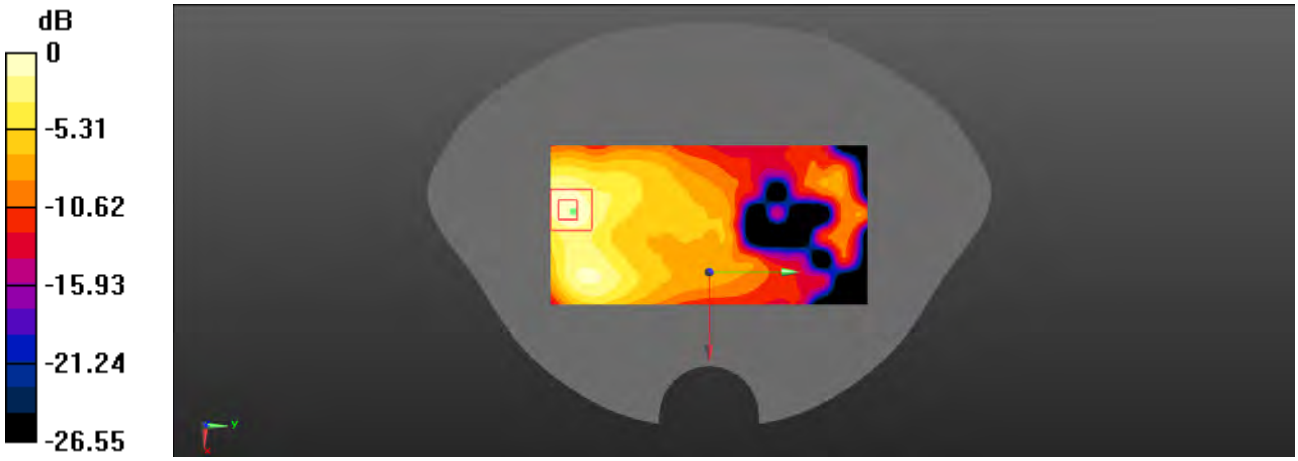

0 dB = 0.0914 W/kg = -10.39 dBW/kg

43-2_PCS 1900_GSM Voice_Body Front(10mm)_Ch810

DUT: ART2 PRO

Communication System: UID 0, PCS (0); Frequency: 1880 MHz;Duty Cycle: 1:2.0797
Medium: HSL2000 Medium parameters used: f = 1880 MHz; σ = 1.377 S/m; ε_r = 38.627; ρ = 1000 kg/m^3

DASY5 Configuration:
- Probe: EX3DV4 - SN7520; ConvF(8.35, 8.35, 8.35) @ 1880 MHz; Calibrated: 11/16/2020
- Sensor-Surface: 1.4mm (Mechanical Surface Detection)
- Electronics: DAE4 Sn1561; Calibrated: 11/23/2020
- Phantom: Twin-SAM V8.0 (20deg probe tilt)-Right; Type: QD 000 P40 CB; Serial: 1368
- Measurement SW: DASY52, Version 52.10 (4);SEMCAD X Version 14.6.14 (7483)

Ch661/Area Scan (71x141x1): Interpolated grid: dx=1.200 mm, dy=1.200 mm
Maximum value of SAR (interpolated) = 0.0538 W/kg

Ch661/Zoom Scan (7x7x7)/Cube 0: Measurement grid: dx=5mm, dy=5mm, dz=5mm
Reference Value = 6.411 V/m; Power Drift = 0.13 dB
Peak SAR (extrapolated) = 0.0700 W/kg
SAR(1 g) = 0.038 W/kg; SAR(10 g) = 0.020 W/kg
Smallest distance from peaks to all points 3 dB below: Larger than measurement grid
Ratio of SAR at M2 to SAR at M1 = 52.5%
Maximum value of SAR (measured) = 0.0579 W/kg

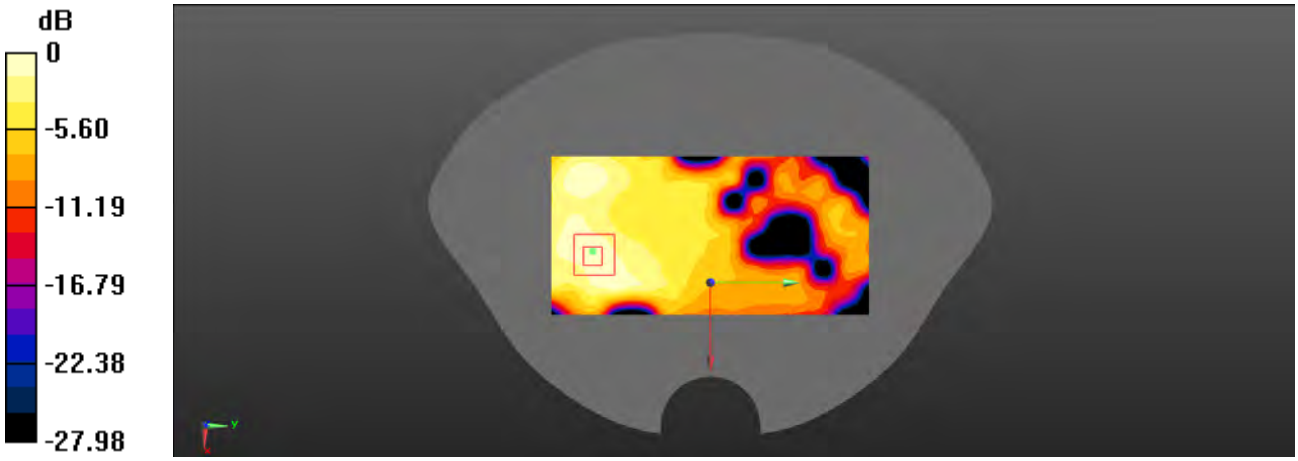

0 dB = 0.0579 W/kg = -12.37 dBW/kg

44-2_PCS 1900_GPRS(2 Tx slots)_Body Back(10mm)_Ch661

DUT: ART2 PRO

Communication System: UID 0, PCS (0); Frequency: 1880 MHz;Duty Cycle: 1:2.0797
Medium: HSL2000 Medium parameters used: f = 1880 MHz; σ = 1.377 S/m; ε_r = 38.627; ρ = 1000 kg/m^3

DASY5 Configuration:
- Probe: EX3DV4 - SN7520; ConvF(8.35, 8.35, 8.35) @ 1880 MHz; Calibrated: 11/16/2020
- Sensor-Surface: 1.4mm (Mechanical Surface Detection)
- Electronics: DAE4 Sn1561; Calibrated: 11/23/2020
- Phantom: Twin-SAM V8.0 (20deg probe tilt)-Right; Type: QD 000 P40 CB; Serial: 1368
- Measurement SW: DASY52, Version 52.10 (4);SEMCAD X Version 14.6.14 (7483)

Ch661/Area Scan (71x141x1): Interpolated grid: dx=1.200 mm, dy=1.200 mm
Maximum value of SAR (interpolated) = 0.136 W/kg

Ch661/Zoom Scan (7x7x7)/Cube 0: Measurement grid: dx=5mm, dy=5mm, dz=5mm
Reference Value = 6.981 V/m; Power Drift = -0.03 dB
Peak SAR (extrapolated) = 0.178 W/kg
SAR(1 g) = 0.081 W/kg; SAR(10 g) = 0.038 W/kg
Smallest distance from peaks to all points 3 dB below = 10.6 mm
Ratio of SAR at M2 to SAR at M1 = 44.3%
Maximum value of SAR (measured) = 0.135 W/kg

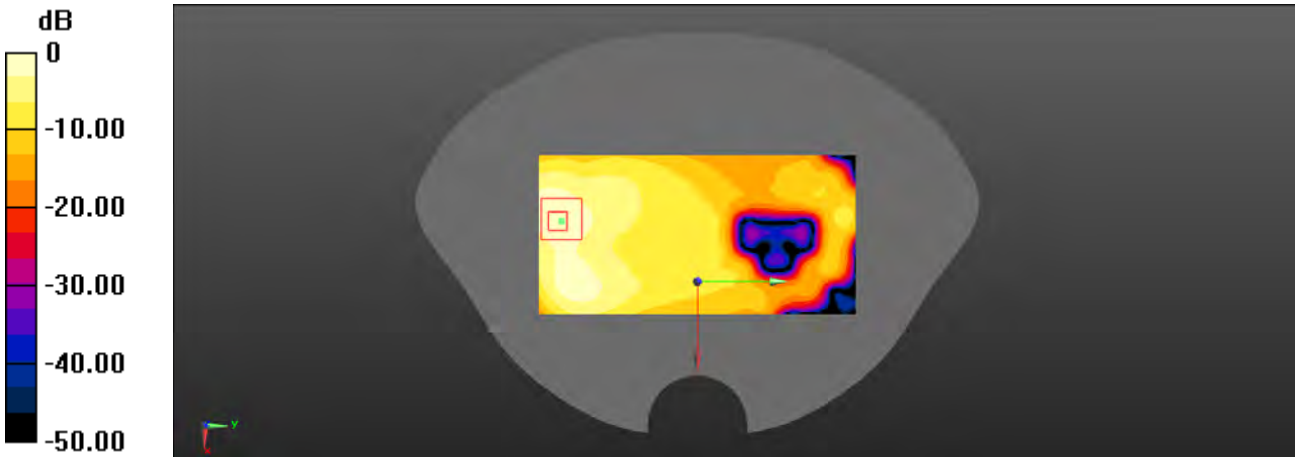

0 dB = 0.135 W/kg = -8.70 dBW/kg

45-2_PCS 1900_GPRS(2 Tx slots)_Body Front(10mm)_Ch661

DUT: ART2 PRO

Communication System: UID 0, PCS (0); Frequency: 1880 MHz;Duty Cycle: 1:2.0797
Medium: HSL2000 Medium parameters used: f = 1880 MHz; σ = 1.377 S/m; ε_r = 38.627; ρ = 1000 kg/m^3

DASY5 Configuration:
- Probe: EX3DV4 - SN7520; ConvF(8.35, 8.35, 8.35) @ 1880 MHz; Calibrated: 11/16/2020
- Sensor-Surface: 1.4mm (Mechanical Surface Detection)
- Electronics: DAE4 Sn1561; Calibrated: 11/23/2020
- Phantom: Twin-SAM V8.0 (20deg probe tilt)-Right; Type: QD 000 P40 CB; Serial: 1368
- Measurement SW: DASY52, Version 52.10 (4);SEMCAD X Version 14.6.14 (7483)

Ch661/Area Scan (71x141x1): Interpolated grid: dx=1.200 mm, dy=1.200 mm
Maximum value of SAR (interpolated) = 0.0747 W/kg

Ch661/Zoom Scan (7x7x7)/Cube 0: Measurement grid: dx=5mm, dy=5mm, dz=5mm
Reference Value = 7.469 V/m; Power Drift = 0.05 dB
Peak SAR (extrapolated) = 0.0960 W/kg
SAR(1 g) = 0.052 W/kg; SAR(10 g) = 0.027 W/kg
Smallest distance from peaks to all points 3 dB below: Larger than measurement grid
Ratio of SAR at M2 to SAR at M1 = 54.9%
Maximum value of SAR (measured) = 0.0780 W/kg

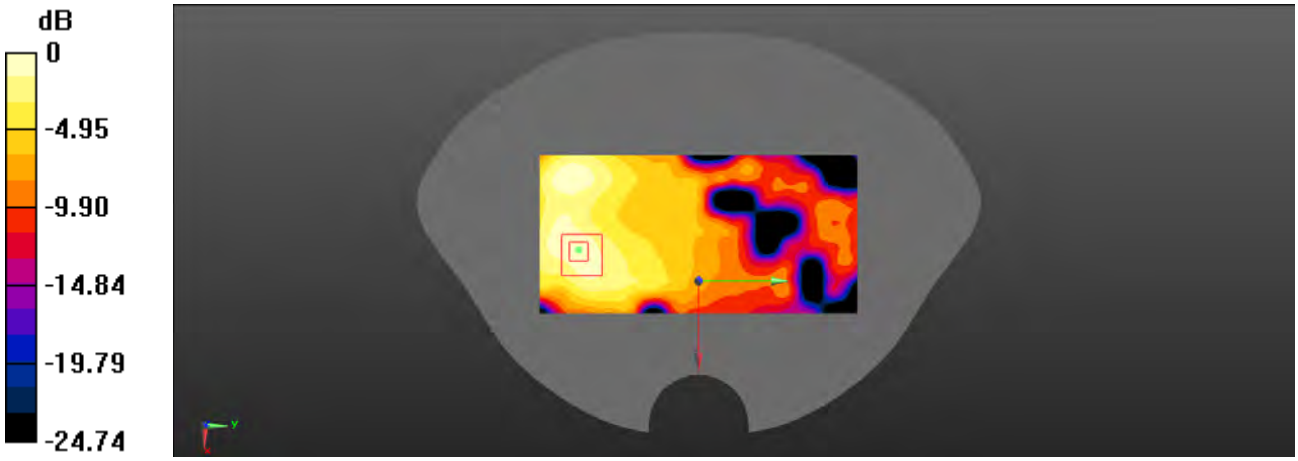

0 dB = 0.0780 W/kg = -11.08 dBW/kg

46-2_PCS 1900_GPRS(2 Tx slots)_Body Left(10mm)_Ch661

DUT: ART2 PRO

Communication System: UID 0, PCS (0); Frequency: 1880 MHz;Duty Cycle: 1:2.0797
Medium: HSL2000 Medium parameters used: f = 1880 MHz; σ = 1.377 S/m; ε_r = 38.627; ρ = 1000 kg/m^3

DASY5 Configuration:
- Probe: EX3DV4 - SN7520; ConvF(8.35, 8.35, 8.35) @ 1880 MHz; Calibrated: 11/16/2020
- Sensor-Surface: 1.4mm (Mechanical Surface Detection)
- Electronics: DAE4 Sn1561; Calibrated: 11/23/2020
- Phantom: Twin-SAM V8.0 (20deg probe tilt)-Right; Type: QD 000 P40 CB; Serial: 1368
- Measurement SW: DASY52, Version 52.10 (4);SEMCAD X Version 14.6.14 (7483)

Ch661/Area Scan (21x141x1): Interpolated grid: dx=1.200 mm, dy=1.200 mm
Maximum value of SAR (interpolated) = 0.0416 W/kg

Ch661/Zoom Scan (7x7x7)/Cube 0: Measurement grid: dx=5mm, dy=5mm, dz=5mm
Reference Value = 5.652 V/m; Power Drift = 0.09 dB
Peak SAR (extrapolated) = 0.0530 W/kg
SAR(1 g) = 0.026 W/kg; SAR(10 g) = 0.014 W/kg
Smallest distance from peaks to all points 3 dB below: Larger than measurement grid
Ratio of SAR at M2 to SAR at M1 = 51.1%
Maximum value of SAR (measured) = 0.0421 W/kg

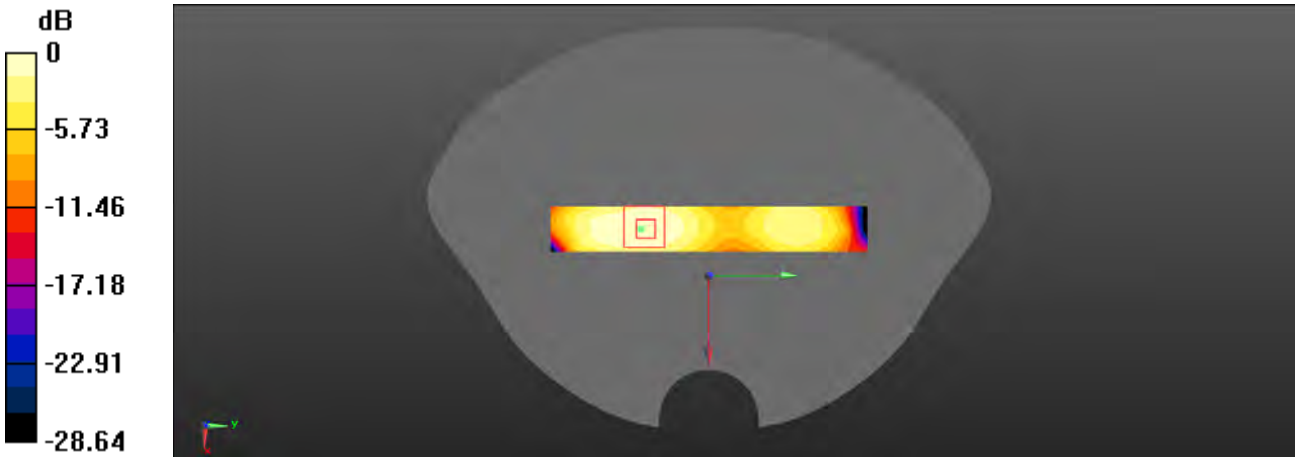

0 dB = 0.0421 W/kg = -13.76 dBW/kg

47-2_PCS 1900_GPRS(2 Tx slots)_Body Bottom(10mm)_Ch661

DUT: ART2 PRO

Communication System: UID 0, PCS (0); Frequency: 1880 MHz;Duty Cycle: 1:2.0797
Medium: HSL2000 Medium parameters used: f = 1880 MHz; σ = 1.377 S/m; ε_r = 38.627; ρ = 1000 kg/m^3

DASY5 Configuration:
- Probe: EX3DV4 - SN7520; ConvF(8.35, 8.35, 8.35) @ 1880 MHz; Calibrated: 11/16/2020
- Sensor-Surface: 1.4mm (Mechanical Surface Detection)
- Electronics: DAE4 Sn1561; Calibrated: 11/23/2020
- Phantom: Twin-SAM V8.0 (20deg probe tilt)-Right; Type: QD 000 P40 CB; Serial: 1368
- Measurement SW: DASY52, Version 52.10 (4);SEMCAD X Version 14.6.14 (7483)

Ch661/Area Scan (31x71x1): Interpolated grid: dx=1.200 mm, dy=1.200 mm
Maximum value of SAR (interpolated) = 0.103 W/kg

Ch661/Zoom Scan (7x7x7)/Cube 0: Measurement grid: dx=5mm, dy=5mm, dz=5mm
Reference Value = 7.540 V/m; Power Drift = -0.01 dB
Peak SAR (extrapolated) = 0.133 W/kg
SAR(1 g) = 0.062 W/kg; SAR(10 g) = 0.032 W/kg
Smallest distance from peaks to all points 3 dB below = 12.7 mm
Ratio of SAR at M2 to SAR at M1 = 43.8%
Maximum value of SAR (measured) = 0.103 W/kg



0 dB = 0.103 W/kg = -9.86 dBW/kg

28-2_WCDMA Band 2_RMC_Head Left Cheek_Ch9400

DUT: ART2 PRO

Communication System: UID 0, WCDMA (0); Frequency: 1880 MHz;Duty Cycle: 1:1
Medium: HSL2000 Medium parameters used: f = 1880 MHz; σ = 1.377 S/m; ε_r = 38.627; ρ = 1000 kg/m^3

DASY5 Configuration:
- Probe: EX3DV4 - SN7520; ConvF(8.35, 8.35, 8.35) @ 1880 MHz; Calibrated: 11/16/2020
- Sensor-Surface: 1.4mm (Mechanical Surface Detection)
- Electronics: DAE4 Sn1561; Calibrated: 11/23/2020
- Phantom: Twin-SAM V8.0 (20deg probe tilt)-Right; Type: QD 000 P40 CB; Serial: 1368
- Measurement SW: DASY52, Version 52.10 (4);SEMCAD X Version 14.6.14 (7483)

Ch9400/Area Scan (71x141x1): Interpolated grid: dx=1.200 mm, dy=1.200 mm
Maximum value of SAR (interpolated) = 0.0488 W/kg

Ch9400/Zoom Scan (7x7x7)/Cube 0: Measurement grid: dx=5mm, dy=5mm, dz=5mm
Reference Value = 5.115 V/m; Power Drift = 0.19 dB
Peak SAR (extrapolated) = 0.115 W/kg
SAR(1 g) = 0.032 W/kg; SAR(10 g) = 0.019 W/kg
Smallest distance from peaks to all points 3 dB below: Larger than measurement grid
Ratio of SAR at M2 to SAR at M1 = 55.5%
Maximum value of SAR (measured) = 0.0477 W/kg

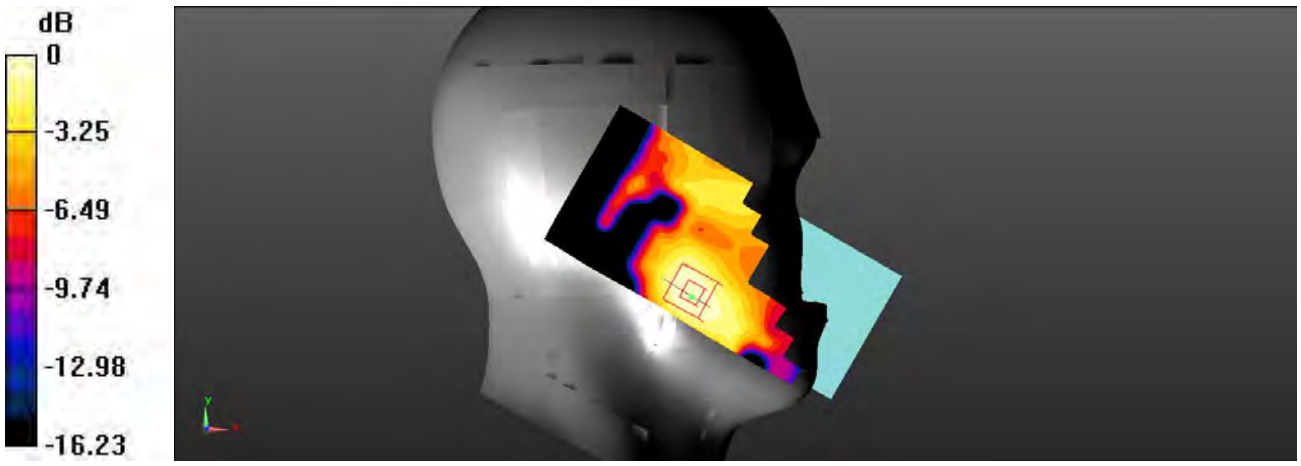

0 dB = 0.0477 W/kg = -13.21 dBW/kg

29-2_WCDMA Band 2_RMC_Head Left Tilt_Ch9400

DUT: ART2 PRO

Communication System: UID 0, WCDMA (0); Frequency: 1880 MHz;Duty Cycle: 1:1
Medium: HSL2000 Medium parameters used: f = 1880 MHz; σ = 1.377 S/m; ε_r = 38.627; ρ = 1000 kg/m^3

DASY5 Configuration:
- Probe: EX3DV4 - SN7520; ConvF(8.35, 8.35, 8.35) @ 1880 MHz; Calibrated: 11/16/2020
- Sensor-Surface: 1.4mm (Mechanical Surface Detection)
- Electronics: DAE4 Sn1561; Calibrated: 11/23/2020
- Phantom: Twin-SAM V8.0 (20deg probe tilt)-Right; Type: QD 000 P40 CB; Serial: 1368
- Measurement SW: DASY52, Version 52.10 (4);SEMCAD X Version 14.6.14 (7483)

Ch9400/Area Scan (71x141x1): Interpolated grid: dx=1.200 mm, dy=1.200 mm
Maximum value of SAR (interpolated) = 0.0377 W/kg

Ch9400/Zoom Scan (7x7x7)/Cube 0: Measurement grid: dx=5mm, dy=5mm, dz=5mm
Reference Value = 4.180 V/m; Power Drift = 0.16 dB
Peak SAR (extrapolated) = 0.0350 W/kg
SAR(1 g) = 0.017 W/kg; SAR(10 g) = 0.00704 W/kg
Smallest distance from peaks to all points 3 dB below: Larger than measurement grid
Ratio of SAR at M2 to SAR at M1 = 50.9%
Maximum value of SAR (measured) = 0.0287 W/kg



0 dB = 0.0287 W/kg = -15.42 dBW/kg

31-2_WCDMA Band 2_RMC_Head Right Tilt_Ch9400

DUT: ART2 PRO

Communication System: UID 0, WCDMA (0); Frequency: 1880 MHz;Duty Cycle: 1:1
Medium: HSL2000 Medium parameters used: f = 1880 MHz; σ = 1.377 S/m; ε_r = 38.627; ρ = 1000 kg/m^3

DASY5 Configuration:
- Probe: EX3DV4 - SN7520; ConvF(8.35, 8.35, 8.35) @ 1880 MHz; Calibrated: 11/16/2020
- Sensor-Surface: 1.4mm (Mechanical Surface Detection)
- Electronics: DAE4 Sn1561; Calibrated: 11/23/2020
- Phantom: Twin-SAM V8.0 (20deg probe tilt)-Right; Type: QD 000 P40 CB; Serial: 1368
- Measurement SW: DASY52, Version 52.10 (4);SEMCAD X Version 14.6.14 (7483)

Ch9400/Area Scan (71x141x1): Interpolated grid: dx=1.200 mm, dy=1.200 mm
Maximum value of SAR (interpolated) = 0.0482 W/kg

Ch9400/Zoom Scan (7x7x7)/Cube 0: Measurement grid: dx=5mm, dy=5mm, dz=5mm
Reference Value = 3.463 V/m; Power Drift = 0.07 dB
Peak SAR (extrapolated) = 0.0290 W/kg
SAR(1 g) = 0.00517 W/kg; SAR(10 g) = 0.00162 W/kg
Smallest distance from peaks to all points 3 dB below: Larger than measurement grid
Ratio of SAR at M2 to SAR at M1 = 71.9%
Maximum value of SAR (measured) = 0.0236 W/kg



0 dB = 0.0236 W/kg = -16.27 dBW/kg

33-2_WCDMA Band 2_RMC_Body Front(10mm)_Ch9400

DUT: ART2 PRO

Communication System: UID 0, WCDMA (0); Frequency: 1880 MHz;Duty Cycle: 1:1
Medium: HSL2000 Medium parameters used: f = 1880 MHz; σ = 1.377 S/m; ε_r = 38.627; ρ = 1000 kg/m^3

DASY5 Configuration:
- Probe: EX3DV4 - SN7520; ConvF(8.35, 8.35, 8.35) @ 1880 MHz; Calibrated: 11/16/2020
- Sensor-Surface: 1.4mm (Mechanical Surface Detection)
- Electronics: DAE4 Sn1561; Calibrated: 11/23/2020
- Phantom: Twin-SAM V8.0 (20deg probe tilt)-Right; Type: QD 000 P40 CB; Serial: 1368
- Measurement SW: DASY52, Version 52.10 (4);SEMCAD X Version 14.6.14 (7483)

Ch9400/Area Scan (71x141x1): Interpolated grid: dx=1.200 mm, dy=1.200 mm
Maximum value of SAR (interpolated) = 0.190 W/kg

Ch9400/Zoom Scan (7x7x7)/Cube 0: Measurement grid: dx=5mm, dy=5mm, dz=5mm
Reference Value = 12.04 V/m; Power Drift = 0.03 dB
Peak SAR (extrapolated) = 0.234 W/kg
SAR(1 g) = 0.135 W/kg; SAR(10 g) = 0.075 W/kg
Smallest distance from peaks to all points 3 dB below = 12.5 mm
Ratio of SAR at M2 to SAR at M1 = 56.6%
Maximum value of SAR (measured) = 0.197 W/kg

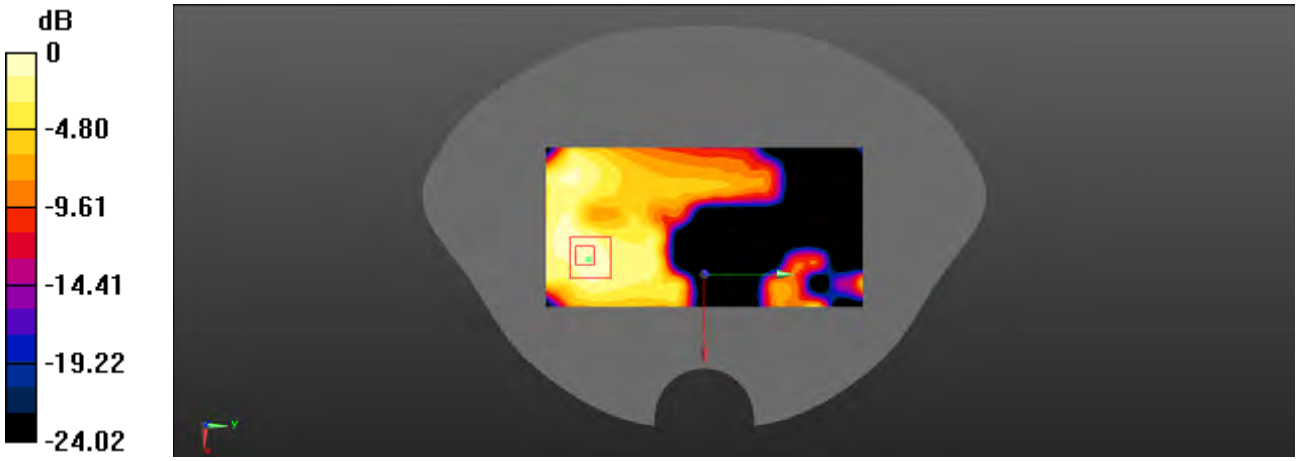

0 dB = 0.197 W/kg = -7.06 dBW/kg

36-2_WCDMA Band 2_RMC_Body Left(10mm)_Ch9400

DUT: ART2 PRO

Communication System: UID 0, WCDMA (0); Frequency: 1880 MHz;Duty Cycle: 1:1
Medium: HSL2000 Medium parameters used: f = 1880 MHz; σ = 1.377 S/m; ε_r = 38.627; ρ = 1000 kg/m^3

DASY5 Configuration:
- Probe: EX3DV4 - SN7520; ConvF(8.35, 8.35, 8.35) @ 1880 MHz; Calibrated: 11/16/2020
- Sensor-Surface: 1.4mm (Mechanical Surface Detection)
- Electronics: DAE4 Sn1561; Calibrated: 11/23/2020
- Phantom: Twin-SAM V8.0 (20deg probe tilt)-Right; Type: QD 000 P40 CB; Serial: 1368
- Measurement SW: DASY52, Version 52.10 (4);SEMCAD X Version 14.6.14 (7483)

Ch9400/Area Scan (21x141x1): Interpolated grid: dx=1.200 mm, dy=1.200 mm
Maximum value of SAR (interpolated) = 0.149 W/kg

Ch9400/Zoom Scan (7x7x7)/Cube 0: Measurement grid: dx=5mm, dy=5mm, dz=5mm
Reference Value = 10.15 V/m; Power Drift = 0.03 dB
Peak SAR (extrapolated) = 0.183 W/kg
SAR(1 g) = 0.095 W/kg; SAR(10 g) = 0.053 W/kg
Smallest distance from peaks to all points 3 dB below = 14 mm
Ratio of SAR at M2 to SAR at M1 = 50.9%
Maximum value of SAR (measured) = 0.148 W/kg

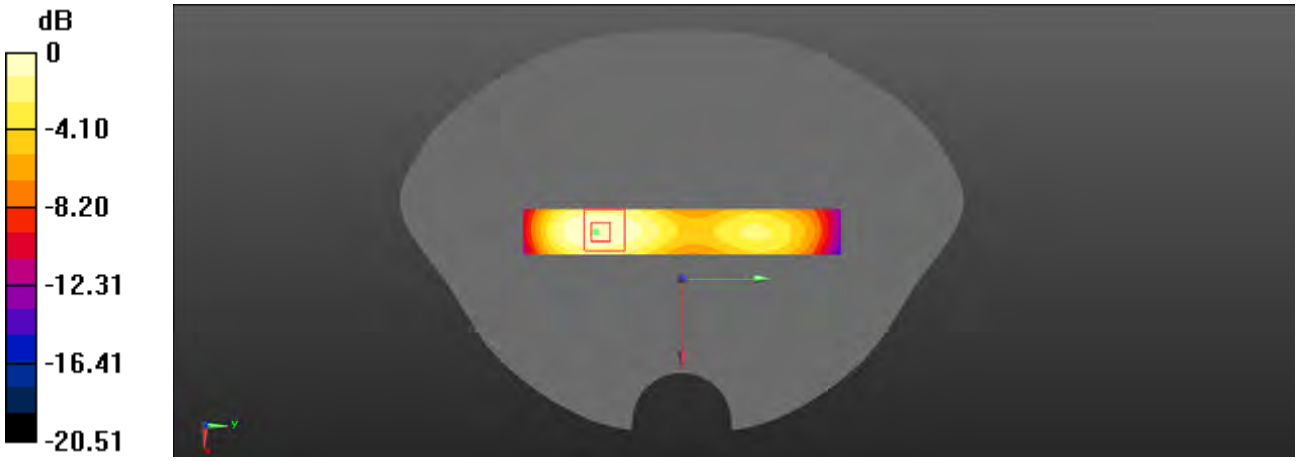

0 dB = 0.148 W/kg = -8.30 dBW/kg

130_WCDMA Band 2_RMC_Body Right(10mm)_Ch9400

DUT: ART2 PRO

Communication System: UID 0, WCDMA (0); Frequency: 1880 MHz;Duty Cycle: 1:1
Medium: HSL2000 Medium parameters used: f = 1880 MHz; σ = 1.377 S/m; ε_r = 38.627; ρ = 1000 kg/m^3

DASY5 Configuration:
- Probe: EX3DV4 - SN7520; ConvF(8.35, 8.35, 8.35) @ 1880 MHz; Calibrated: 11/16/2020
- Sensor-Surface: 1.4mm (Mechanical Surface Detection)
- Electronics: DAE4 Sn1561; Calibrated: 11/23/2020
- Phantom: Twin-SAM V8.0 (20deg probe tilt)-Right; Type: QD 000 P40 CB; Serial: 1368
- Measurement SW: DASY52, Version 52.10 (4);SEMCAD X Version 14.6.14 (7483)

Ch661/Area Scan (21x121x1): Interpolated grid: dx=1.500 mm, dy=1.500 mm
Maximum value of SAR (interpolated) = 0.160 W/kg

Ch661/Zoom Scan (5x5x7)/Cube 0: Measurement grid: dx=8mm, dy=8mm, dz=5mm
Reference Value = 10.21 V/m; Power Drift = -0.01 dB
Peak SAR (extrapolated) = 0.190 W/kg
SAR(1 g) = 0.116 W/kg; SAR(10 g) = 0.078 W/kg
Smallest distance from peaks to all points 3 dB below: Larger than measurement grid
Ratio of SAR at M2 to SAR at M1 = 60.9%
Maximum value of SAR (measured) = 0.160 W/kg

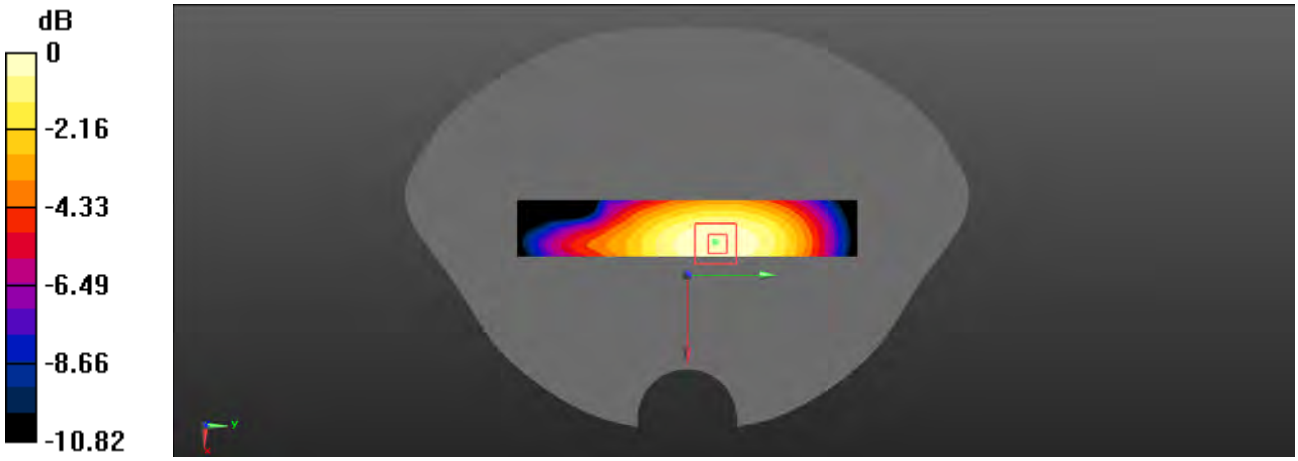

0 dB = 0.160 W/kg = -7.96 dBW/kg

37-2_WCDMA Band 2_RMC_Body Bottom(10mm)_Ch9400

DUT: ART2 PRO

Communication System: UID 0, WCDMA (0); Frequency: 1880 MHz;Duty Cycle: 1:1
Medium: HSL2000 Medium parameters used: f = 1880 MHz; σ = 1.377 S/m; ε_r = 38.627; ρ = 1000 kg/m^3

DASY5 Configuration:
- Probe: EX3DV4 - SN7520; ConvF(8.35, 8.35, 8.35) @ 1880 MHz; Calibrated: 11/16/2020
- Sensor-Surface: 1.4mm (Mechanical Surface Detection)
- Electronics: DAE4 Sn1561; Calibrated: 11/23/2020
- Phantom: Twin-SAM V8.0 (20deg probe tilt)-Right; Type: QD 000 P40 CB; Serial: 1368
- Measurement SW: DASY52, Version 52.10 (4);SEMCAD X Version 14.6.14 (7483)

Ch9400/Area Scan (31x81x1): Interpolated grid: dx=1.200 mm, dy=1.200 mm
Maximum value of SAR (interpolated) = 0.474 W/kg

Ch9400/Zoom Scan (7x7x7)/Cube 0: Measurement grid: dx=5mm, dy=5mm, dz=5mm
Reference Value = 16.03 V/m; Power Drift = -0.00 dB
Peak SAR (extrapolated) = 0.582 W/kg
SAR(1 g) = 0.276 W/kg; SAR(10 g) = 0.147 W/kg
Smallest distance from peaks to all points 3 dB below = 13 mm
Ratio of SAR at M2 to SAR at M1 = 43.6%
Maximum value of SAR (measured) = 0.442 W/kg

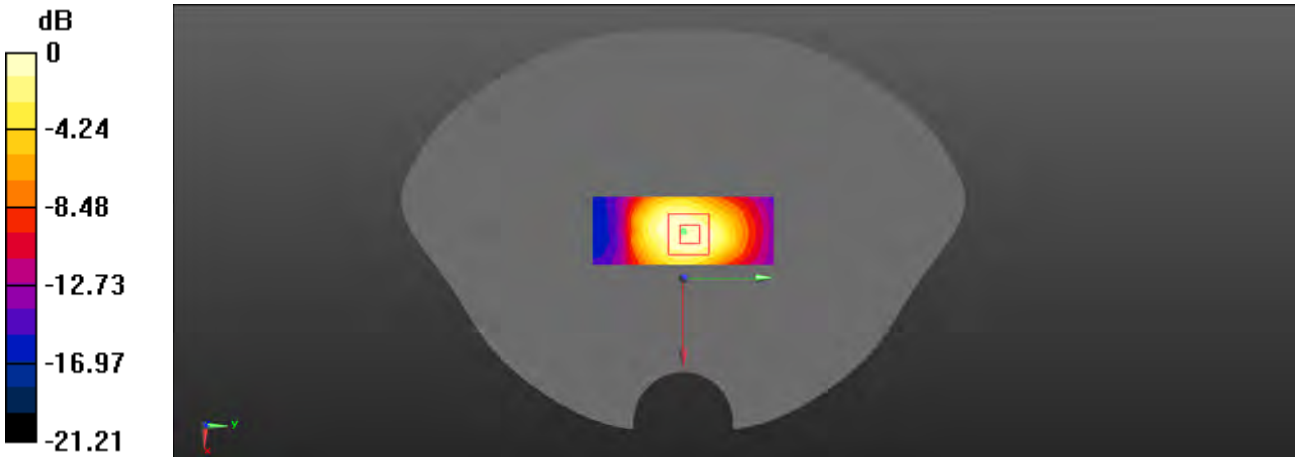

0 dB = 0.442 W/kg = -3.55 dBW/kg

58-2_WCDMA Band 5_RMC_Head Left Cheek_Ch4182

DUT: ART2 PRO

Communication System: UID 0, WCDMA (0); Frequency: 836.4 MHz;Duty Cycle: 1:1
Medium: HSL835 Medium parameters used (interpolated): f = 836.4 MHz; σ = 0.929 S/m; ε_r = 40.603; ρ = 1000 kg/m^3

DASY5 Configuration:
- Probe: EX3DV4 - SN7520; ConvF(9.55, 9.55, 9.55) @ 836.4 MHz; Calibrated: 11/16/2020
- Sensor-Surface: 1.4mm (Mechanical Surface Detection)
- Electronics: DAE4 Sn1561; Calibrated: 11/23/2020
- Phantom: Twin-SAM V8.0 (20deg probe tilt)-Right; Type: QD 000 P40 CB; Serial: 1368
- Measurement SW: DASY52, Version 52.10 (4);SEMCAD X Version 14.6.14 (7483)

Ch4182/Area Scan (61x111x1): Interpolated grid: dx=1.500 mm, dy=1.500 mm
Maximum value of SAR (interpolated) = 0.0427 W/kg

Ch4182/Zoom Scan (5x5x7)/Cube 0: Measurement grid: dx=8mm, dy=8mm, dz=5mm
Reference Value = 6.997 V/m; Power Drift = -0.09 dB
Peak SAR (extrapolated) = 0.0460 W/kg
SAR(1 g) = 0.036 W/kg; SAR(10 g) = 0.027 W/kg
Smallest distance from peaks to all points 3 dB below: Larger than measurement grid
Ratio of SAR at M2 to SAR at M1 = 78.1%
Maximum value of SAR (measured) = 0.0424 W/kg

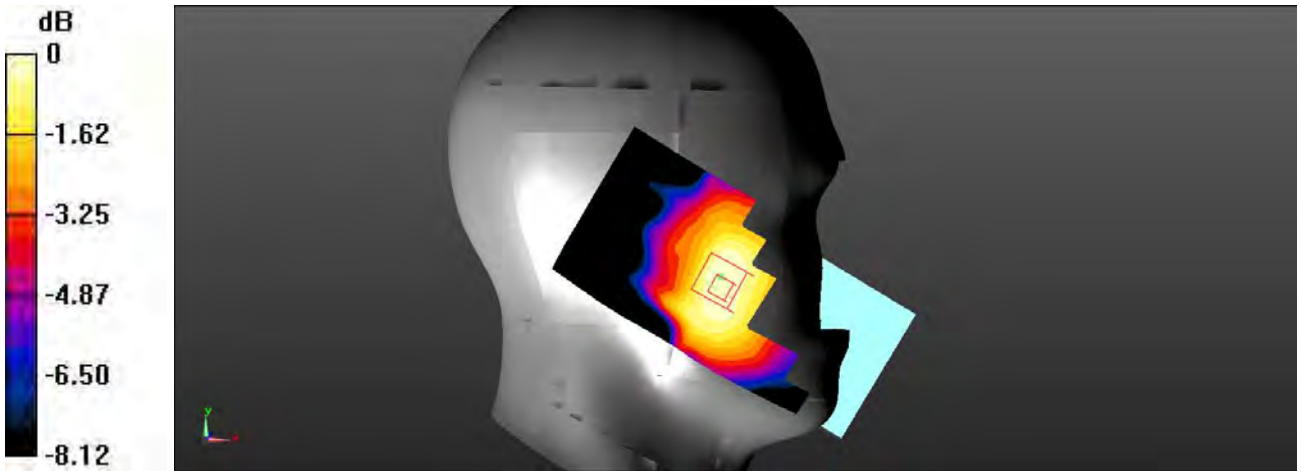

0 dB = 0.0424 W/kg = -13.73 dBW/kg

59-2_WCDMA Band 5_RMC_Head Left Tilt_Ch4182

DUT: ART2 PRO

Communication System: UID 0, WCDMA (0); Frequency: 836.4 MHz;Duty Cycle: 1:1
Medium: HSL835 Medium parameters used (interpolated): f = 836.4 MHz; σ = 0.929 S/m; ε_r = 40.603; ρ = 1000 kg/m^3

DASY5 Configuration:
- Probe: EX3DV4 - SN7520; ConvF(9.55, 9.55, 9.55) @ 836.4 MHz; Calibrated: 11/16/2020
- Sensor-Surface: 1.4mm (Mechanical Surface Detection)
- Electronics: DAE4 Sn1561; Calibrated: 11/23/2020
- Phantom: Twin-SAM V8.0 (20deg probe tilt)-Right; Type: QD 000 P40 CB; Serial: 1368
- Measurement SW: DASY52, Version 52.10 (4);SEMCAD X Version 14.6.14 (7483)

Ch4182/Area Scan (61x111x1): Interpolated grid: dx=1.500 mm, dy=1.500 mm
Maximum value of SAR (interpolated) = 0.0264 W/kg

Ch4182/Zoom Scan (5x5x7)/Cube 0: Measurement grid: dx=8mm, dy=8mm, dz=5mm
Reference Value = 5.835 V/m; Power Drift = -0.11 dB
Peak SAR (extrapolated) = 0.0280 W/kg
SAR(1 g) = 0.023 W/kg; SAR(10 g) = 0.018 W/kg
Smallest distance from peaks to all points 3 dB below: Larger than measurement grid
Ratio of SAR at M2 to SAR at M1 = 81.3%
Maximum value of SAR (measured) = 0.0259 W/kg

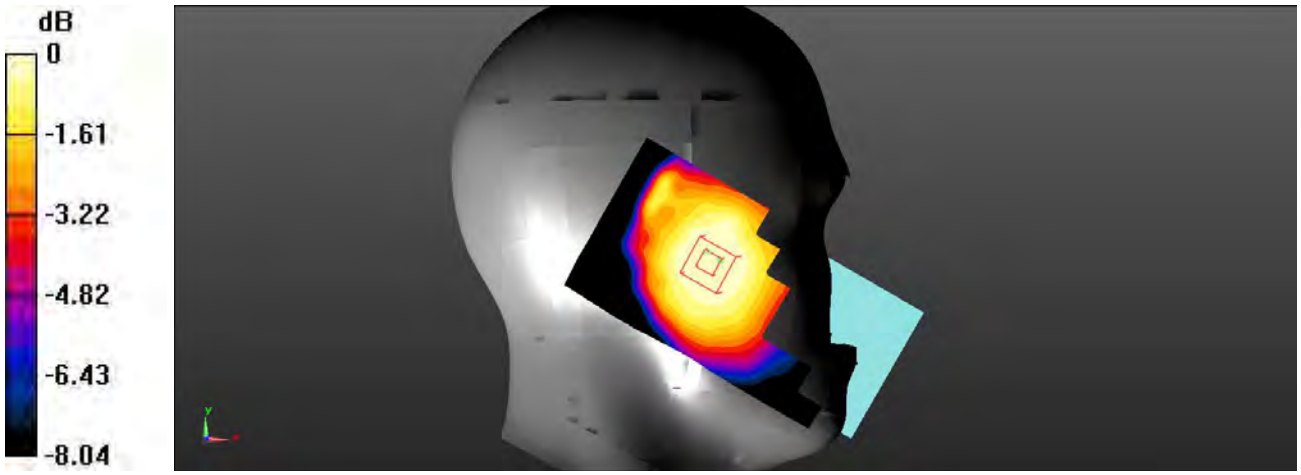

0 dB = 0.0259 W/kg = -15.87 dBW/kg

61-2_WCDMA Band 5_RMC_Head Right Tilt_Ch4182

DUT: ART2 PRO

Communication System: UID 0, WCDMA (0); Frequency: 836.4 MHz;Duty Cycle: 1:1
Medium: HSL835 Medium parameters used (interpolated): f = 836.4 MHz; σ = 0.929 S/m; ε_r = 40.603; ρ = 1000 kg/m^3

DASY5 Configuration:
- Probe: EX3DV4 - SN7520; ConvF(9.55, 9.55, 9.55) @ 836.4 MHz; Calibrated: 11/16/2020
- Sensor-Surface: 1.4mm (Mechanical Surface Detection)
- Electronics: DAE4 Sn1561; Calibrated: 11/23/2020
- Phantom: Twin-SAM V8.0 (20deg probe tilt)-Right; Type: QD 000 P40 CB; Serial: 1368
- Measurement SW: DASY52, Version 52.10 (4);SEMCAD X Version 14.6.14 (7483)

Ch4182/Area Scan (61x111x1): Interpolated grid: dx=1.500 mm, dy=1.500 mm
Maximum value of SAR (interpolated) = 0.0253 W/kg

Ch4182/Zoom Scan (5x5x7)/Cube 0: Measurement grid: dx=8mm, dy=8mm, dz=5mm
Reference Value = 5.655 V/m; Power Drift = 0.09 dB
Peak SAR (extrapolated) = 0.0560 W/kg
SAR(1 g) = 0.030 W/kg; SAR(10 g) = 0.014 W/kg
Smallest distance from peaks to all points 3 dB below: Larger than measurement grid
Ratio of SAR at M2 to SAR at M1 = 87.7%
Maximum value of SAR (measured) = 0.0412 W/kg

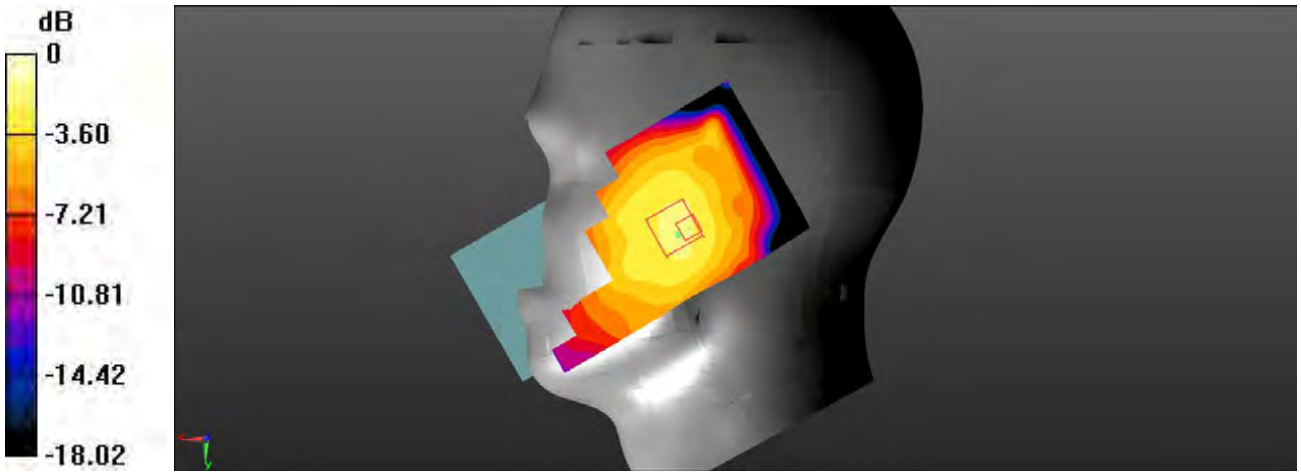

0 dB = 0.0412 W/kg = -13.85 dBW/kg

65-2_WCDMA Band 5_RMC_Body Front(10mm)_Ch4182

DUT: ART2 PRO

Communication System: UID 0, WCDMA (0); Frequency: 836.4 MHz;Duty Cycle: 1:1
Medium: HSL835 Medium parameters used (interpolated): f = 836.4 MHz; σ = 0.929 S/m; ε_r = 40.603; ρ = 1000 kg/m^3

DASY5 Configuration:
- Probe: EX3DV4 - SN7520; ConvF(9.55, 9.55, 9.55) @ 836.4 MHz; Calibrated: 11/16/2020
- Sensor-Surface: 1.4mm (Mechanical Surface Detection)
- Electronics: DAE4 Sn1561; Calibrated: 11/23/2020
- Phantom: Twin-SAM V8.0 (20deg probe tilt)-Right; Type: QD 000 P40 CB; Serial: 1368
- Measurement SW: DASY52, Version 52.10 (4);SEMCAD X Version 14.6.14 (7483)

Ch4182/Area Scan (61x121x1): Interpolated grid: dx=1.500 mm, dy=1.500 mm
Maximum value of SAR (interpolated) = 0.0569 W/kg

Ch4182/Zoom Scan (5x5x7)/Cube 0: Measurement grid: dx=8mm, dy=8mm, dz=5mm
Reference Value = 8.039 V/m; Power Drift = -0.09 dB
Peak SAR (extrapolated) = 0.0640 W/kg
SAR(1 g) = 0.047 W/kg; SAR(10 g) = 0.036 W/kg
Smallest distance from peaks to all points 3 dB below: Larger than measurement grid
Ratio of SAR at M2 to SAR at M1 = 73.8%
Maximum value of SAR (measured) = 0.0578 W/kg

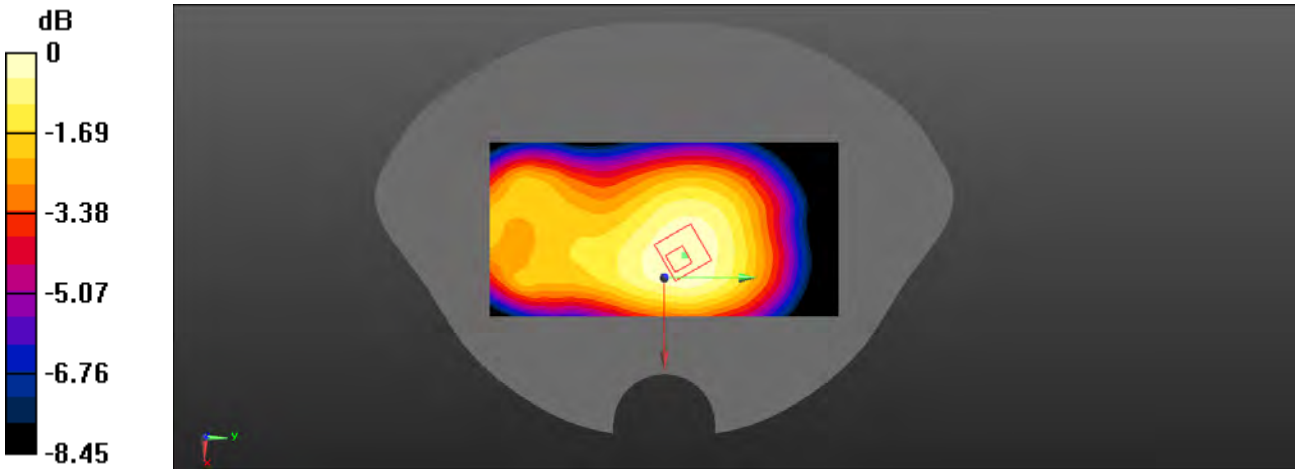

0 dB = 0.0578 W/kg = -12.38 dBW/kg

66-2_WCDMA Band 5_RMC_Body Left(10mm)_Ch4182

DUT: ART2 PRO

Communication System: UID 0, WCDMA (0); Frequency: 836.4 MHz;Duty Cycle: 1:1
Medium: HSL835 Medium parameters used (interpolated): f = 836.4 MHz; σ = 0.929 S/m; ε_r = 40.603; ρ = 1000 kg/m^3

DASY5 Configuration:
- Probe: EX3DV4 - SN7520; ConvF(9.55, 9.55, 9.55) @ 836.4 MHz; Calibrated: 11/16/2020
- Sensor-Surface: 1.4mm (Mechanical Surface Detection)
- Electronics: DAE4 Sn1561; Calibrated: 11/23/2020
- Phantom: Twin-SAM V8.0 (20deg probe tilt)-Right; Type: QD 000 P40 CB; Serial: 1368
- Measurement SW: DASY52, Version 52.10 (4);SEMCAD X Version 14.6.14 (7483)

Ch4182/Area Scan (31x121x1): Interpolated grid: dx=1.500 mm, dy=1.500 mm
Maximum value of SAR (interpolated) = 0.0455 W/kg

Ch4182/Zoom Scan (5x5x7)/Cube 0: Measurement grid: dx=8mm, dy=8mm, dz=5mm
Reference Value = 7.147 V/m; Power Drift = -0.07 dB
Peak SAR (extrapolated) = 0.0550 W/kg
SAR(1 g) = 0.035 W/kg; SAR(10 g) = 0.024 W/kg
Smallest distance from peaks to all points 3 dB below: Larger than measurement grid
Ratio of SAR at M2 to SAR at M1 = 64.3%
Maximum value of SAR (measured) = 0.0475 W/kg

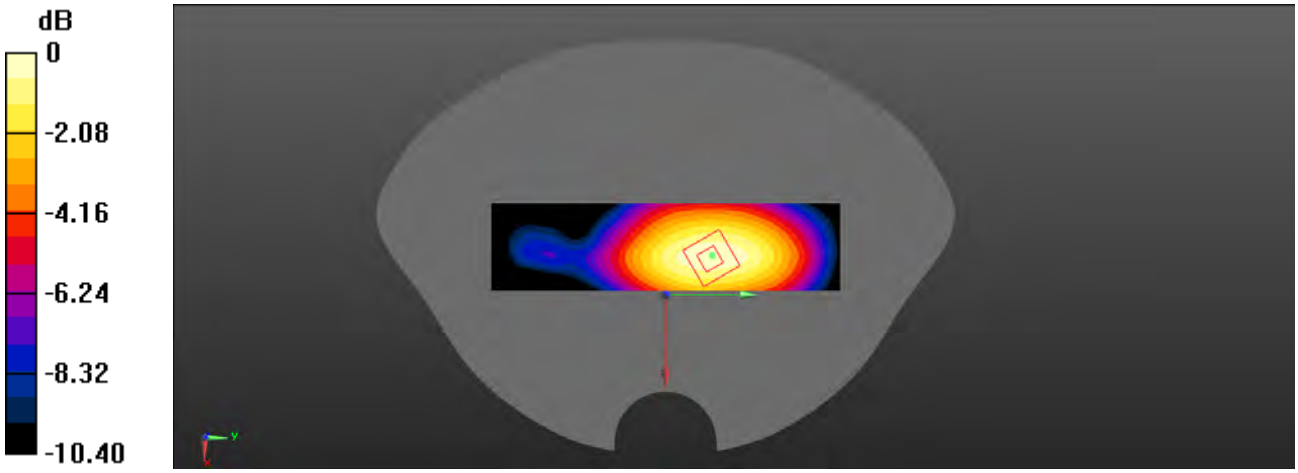

0 dB = 0.0475 W/kg = -13.23 dBW/kg

131_WCDMA Band 5_RMC_Body Right(10mm)_Ch4182

DUT: ART2 PRO

Communication System: UID 0, WCDMA (0); Frequency: 836.4 MHz;Duty Cycle: 1:1
Medium: HSL835 Medium parameters used (interpolated): f = 836.4 MHz; σ = 0.929 S/m; ε_r = 40.603; ρ = 1000 kg/m^3

DASY5 Configuration:
- Probe: EX3DV4 - SN7520; ConvF(9.55, 9.55, 9.55) @ 836.4 MHz; Calibrated: 11/16/2020
- Sensor-Surface: 1.4mm (Mechanical Surface Detection)
- Electronics: DAE4 Sn1561; Calibrated: 11/23/2020
- Phantom: Twin-SAM V8.0 (20deg probe tilt)-Right; Type: QD 000 P40 CB; Serial: 1368
- Measurement SW: DASY52, Version 52.10 (4);SEMCAD X Version 14.6.14 (7483)

Ch661/Area Scan (21x121x1): Interpolated grid: dx=1.500 mm, dy=1.500 mm
Maximum value of SAR (interpolated) = 0.0924 W/kg

Ch661/Zoom Scan (5x5x7)/Cube 0: Measurement grid: dx=8mm, dy=8mm, dz=5mm
Reference Value = 9.577 V/m; Power Drift = -0.01 dB
Peak SAR (extrapolated) = 0.108 W/kg
SAR(1 g) = 0.068 W/kg; SAR(10 g) = 0.046 W/kg
Smallest distance from peaks to all points 3 dB below: Larger than measurement grid
Ratio of SAR at M2 to SAR at M1 = 62.8%
Maximum value of SAR (measured) = 0.0920 W/kg

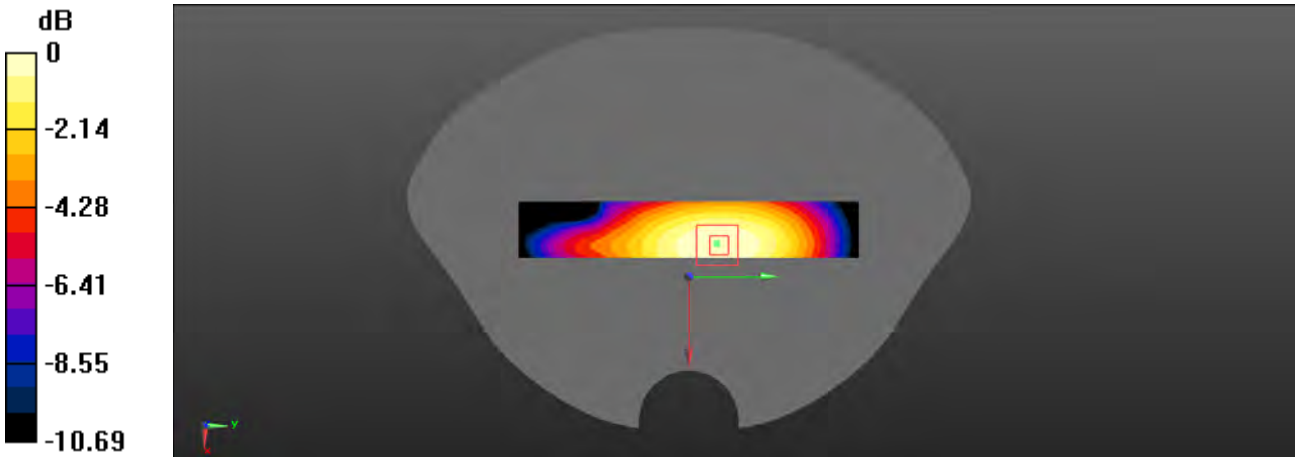

0 dB = 0.0920 W/kg = -10.36 dBW/kg

67-2_WCDMA Band 5_RMC_Body Bottom(10mm)_Ch4182

DUT: ART2 PRO

Communication System: UID 0, WCDMA (0); Frequency: 836.4 MHz;Duty Cycle: 1:1
Medium: HSL835 Medium parameters used (interpolated): f = 836.4 MHz; σ = 0.929 S/m; ε_r = 40.603; ρ = 1000 kg/m^3

DASY5 Configuration:
- Probe: EX3DV4 - SN7520; ConvF(9.55, 9.55, 9.55) @ 836.4 MHz; Calibrated: 11/16/2020
- Sensor-Surface: 1.4mm (Mechanical Surface Detection)
- Electronics: DAE4 Sn1561; Calibrated: 11/23/2020
- Phantom: Twin-SAM V8.0 (20deg probe tilt)-Right; Type: QD 000 P40 CB; Serial: 1368
- Measurement SW: DASY52, Version 52.10 (4);SEMCAD X Version 14.6.14 (7483)

Ch4182/Area Scan (31x61x1): Interpolated grid: dx=1.500 mm, dy=1.500 mm
Maximum value of SAR (interpolated) = 0.0525 W/kg

Ch4182/Zoom Scan (5x5x7)/Cube 0: Measurement grid: dx=8mm, dy=8mm, dz=5mm
Reference Value = 8.626 V/m; Power Drift = -0.17 dB
Peak SAR (extrapolated) = 0.0860 W/kg
SAR(1 g) = 0.038 W/kg; SAR(10 g) = 0.019 W/kg
Smallest distance from peaks to all points 3 dB below: Larger than measurement grid
Ratio of SAR at M2 to SAR at M1 = 44.4%
Maximum value of SAR (measured) = 0.0658 W/kg

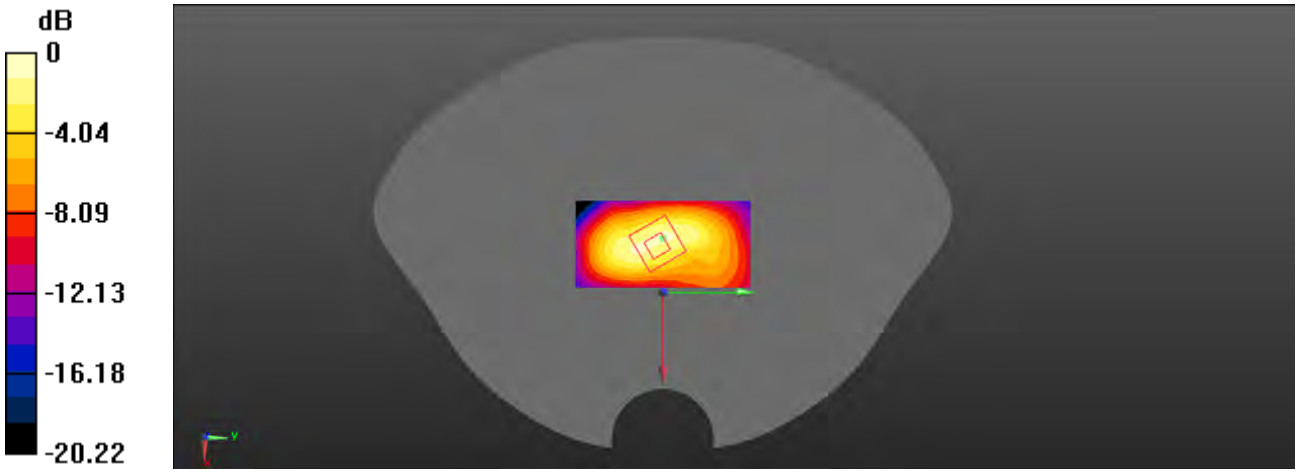

0 dB = 0.0658 W/kg = -11.82 dBW/kg

18-2_LTE FDD Band 2_20M_QPSK_1RB_0Offset_Head Left Cheek_Ch18900

DUT: ART2 PRO

Communication System: UID 0, LTE (0); Frequency: 1880 MHz;Duty Cycle: 1:1
Medium: HSL2000 Medium parameters used: f = 1880 MHz; σ = 1.369 S/m; ε_r = 38.441; ρ = 1000 kg/m^3

DASY5 Configuration:
- Probe: EX3DV4 - SN7520; ConvF(8.35, 8.35, 8.35) @ 1880 MHz; Calibrated: 11/16/2020
- Sensor-Surface: 1.4mm (Mechanical Surface Detection)
- Electronics: DAE4 Sn1561; Calibrated: 11/23/2020
- Phantom: Twin-SAM V8.0 (20deg probe tilt)-Right; Type: QD 000 P40 CB; Serial: 1368
- Measurement SW: DASY52, Version 52.10 (4);SEMCAD X Version 14.6.14 (7483)

Ch18900/Area Scan (71x141x1): Interpolated grid: dx=1.200 mm, dy=1.200 mm
Maximum value of SAR (interpolated) = 0.0594 W/kg

Ch18900/Zoom Scan (7x7x7)/Cube 0: Measurement grid: dx=5mm, dy=5mm, dz=5mm
Reference Value = 5.781 V/m; Power Drift = 0.13 dB
Peak SAR (extrapolated) = 0.157 W/kg
SAR(1 g) = 0.046 W/kg; SAR(10 g) = 0.018 W/kg
Smallest distance from peaks to all points 3 dB below: Larger than measurement grid
Ratio of SAR at M2 to SAR at M1 = 0%
Maximum value of SAR (measured) = 0.157 W/kg

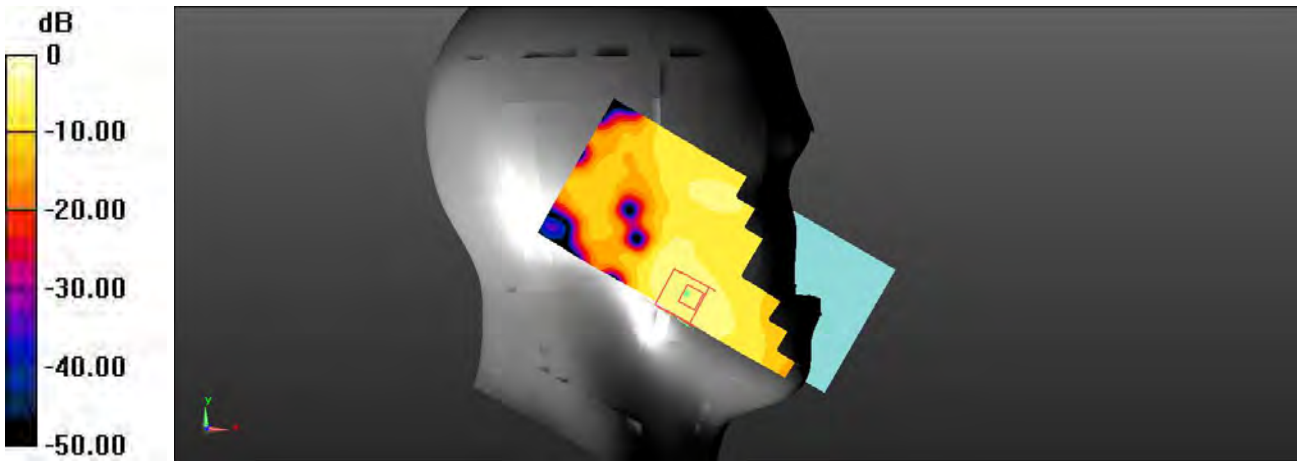

0 dB = 0.157 W/kg = -8.04 dBW/kg

18-4_LTE FDD Band 2_20M_QPSK_50%RB_0Offset_Head Left Cheek_Ch18900

DUT: ART2 PRO

Communication System: UID 0, LTE (0); Frequency: 1880 MHz;Duty Cycle: 1:1
Medium: HSL2000 Medium parameters used: f = 1880 MHz; σ = 1.369 S/m; ε_r = 38.441; ρ = 1000 kg/m^3

DASY5 Configuration:
- Probe: EX3DV4 - SN7520; ConvF(8.35, 8.35, 8.35) @ 1880 MHz; Calibrated: 11/16/2020
- Sensor-Surface: 1.4mm (Mechanical Surface Detection)
- Electronics: DAE4 Sn1561; Calibrated: 11/23/2020
- Phantom: Twin-SAM V8.0 (20deg probe tilt)-Right; Type: QD 000 P40 CB; Serial: 1368
- Measurement SW: DASY52, Version 52.10 (4);SEMCAD X Version 14.6.14 (7483)

Ch18900 50RB/Area Scan (61x111x1): Interpolated grid: dx=1.500 mm, dy=1.500 mm
Maximum value of SAR (interpolated) = 0.0472 W/kg

Ch18900 50RB/Zoom Scan (5x5x7)/Cube 0: Measurement grid: dx=8mm, dy=8mm, dz=5mm
Reference Value = 4.758 V/m; Power Drift = 0.11 dB
Peak SAR (extrapolated) = 0.309 W/kg
SAR(1 g) = 0.033 W/kg; SAR(10 g) = 0.00708 W/kg
Smallest distance from peaks to all points 3 dB below: Larger than measurement grid
Ratio of SAR at M2 to SAR at M1 = 0.5%
Maximum value of SAR (measured) = 0.309 W/kg

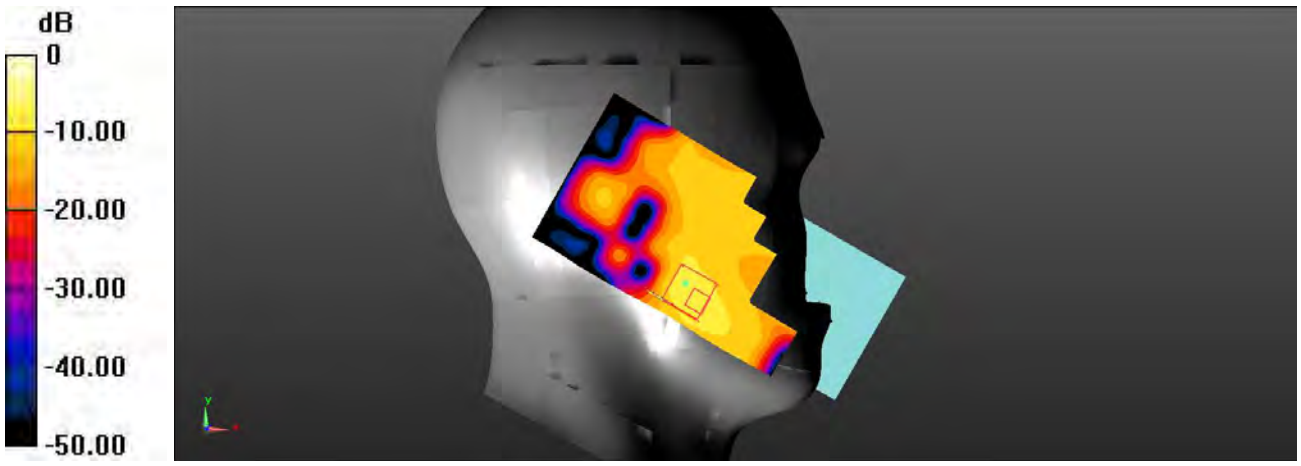

0 dB = 0.309 W/kg = -5.10 dBW/kg

19-2_LTE FDD Band 2_20M_QPSK_1RB_0Offset_Head Left Tilt_Ch18900

DUT: ART2 PRO

Communication System: UID 0, LTE (0); Frequency: 1880 MHz;Duty Cycle: 1:1
Medium: HSL2000 Medium parameters used: f = 1880 MHz; σ = 1.369 S/m; ε_r = 38.441; ρ = 1000 kg/m^3

DASY5 Configuration:
- Probe: EX3DV4 - SN7520; ConvF(8.35, 8.35, 8.35) @ 1880 MHz; Calibrated: 11/16/2020
- Sensor-Surface: 1.4mm (Mechanical Surface Detection)
- Electronics: DAE4 Sn1561; Calibrated: 11/23/2020
- Phantom: Twin-SAM V8.0 (20deg probe tilt)-Right; Type: QD 000 P40 CB; Serial: 1368
- Measurement SW: DASY52, Version 52.10 (4);SEMCAD X Version 14.6.14 (7483)

Ch18900/Area Scan (71x141x1): Interpolated grid: dx=1.200 mm, dy=1.200 mm
Maximum value of SAR (interpolated) = 0.0457 W/kg

Ch18900/Zoom Scan (7x7x7)/Cube 0: Measurement grid: dx=5mm, dy=5mm, dz=5mm
Reference Value = 3.509 V/m; Power Drift = -0.01 dB
Peak SAR (extrapolated) = 0.0550 W/kg
SAR(1 g) = 0.028 W/kg; SAR(10 g) = 0.015 W/kg
Smallest distance from peaks to all points 3 dB below: Larger than measurement grid
Ratio of SAR at M2 to SAR at M1 = 48%
Maximum value of SAR (measured) = 0.0450 W/kg



0 dB = 0.0450 W/kg = -13.47 dBW/kg

19-4_LTE FDD Band 2_20M_QPSK_50%RB_0Offset_Head Left Tilt_Ch18900

DUT: ART2 PRO

Communication System: UID 0, LTE (0); Frequency: 1880 MHz;Duty Cycle: 1:1
Medium: HSL2000 Medium parameters used: f = 1880 MHz; σ = 1.369 S/m; ε_r = 38.441; ρ = 1000 kg/m^3

DASY5 Configuration:
- Probe: EX3DV4 - SN7520; ConvF(8.35, 8.35, 8.35) @ 1880 MHz; Calibrated: 11/16/2020
- Sensor-Surface: 1.4mm (Mechanical Surface Detection)
- Electronics: DAE4 Sn1561; Calibrated: 11/23/2020
- Phantom: Twin-SAM V8.0 (20deg probe tilt)-Right; Type: QD 000 P40 CB; Serial: 1368
- Measurement SW: DASY52, Version 52.10 (4);SEMCAD X Version 14.6.14 (7483)

Ch18900 50RB/Area Scan (71x141x1): Interpolated grid: dx=1.200 mm, dy=1.200 mm
Maximum value of SAR (interpolated) = 0.0893 W/kg

Ch18900 50RB/Zoom Scan (7x7x7)/Cube 0: Measurement grid: dx=5mm, dy=5mm, dz=5mm
Reference Value = 3.034 V/m; Power Drift = 0.13 dB
Peak SAR (extrapolated) = 0.0930 W/kg
SAR(1 g) = 0.021 W/kg; SAR(10 g) = 0.00788 W/kg
Smallest distance from peaks to all points 3 dB below: Larger than measurement grid
Ratio of SAR at M2 to SAR at M1 = 51.5%
Maximum value of SAR (measured) = 0.0331 W/kg



0 dB = 0.0331 W/kg = -14.80 dBW/kg

20-4_LTE FDD Band 2_20M_QPSK_50%RB_0Offset_Head Right Cheek_Ch18900

DUT: ART2 PRO

Communication System: UID 0, LTE (0); Frequency: 1880 MHz;Duty Cycle: 1:1
Medium: HSL2000 Medium parameters used: f = 1880 MHz; σ = 1.369 S/m; ε_r = 38.441; ρ = 1000 kg/m^3

DASY5 Configuration:
- Probe: EX3DV4 - SN7520; ConvF(8.35, 8.35, 8.35) @ 1880 MHz; Calibrated: 11/16/2020
- Sensor-Surface: 1.4mm (Mechanical Surface Detection)
- Electronics: DAE4 Sn1561; Calibrated: 11/23/2020
- Phantom: Twin-SAM V8.0 (20deg probe tilt)-Right; Type: QD 000 P40 CB; Serial: 1368
- Measurement SW: DASY52, Version 52.10 (4);SEMCAD X Version 14.6.14 (7483)

Ch18900 50RB/Area Scan (71x141x1): Interpolated grid: dx=1.200 mm, dy=1.200 mm
Maximum value of SAR (interpolated) = 0.0618 W/kg

Ch18900 50RB/Zoom Scan (7x7x7)/Cube 0: Measurement grid: dx=5mm, dy=5mm, dz=5mm
Reference Value = 6.216 V/m; Power Drift = 0.03 dB
Peak SAR (extrapolated) = 0.0770 W/kg
SAR(1 g) = 0.043 W/kg; SAR(10 g) = 0.027 W/kg
Smallest distance from peaks to all points 3 dB below: Larger than measurement grid
Ratio of SAR at M2 to SAR at M1 = 62.9%
Maximum value of SAR (measured) = 0.0658 W/kg

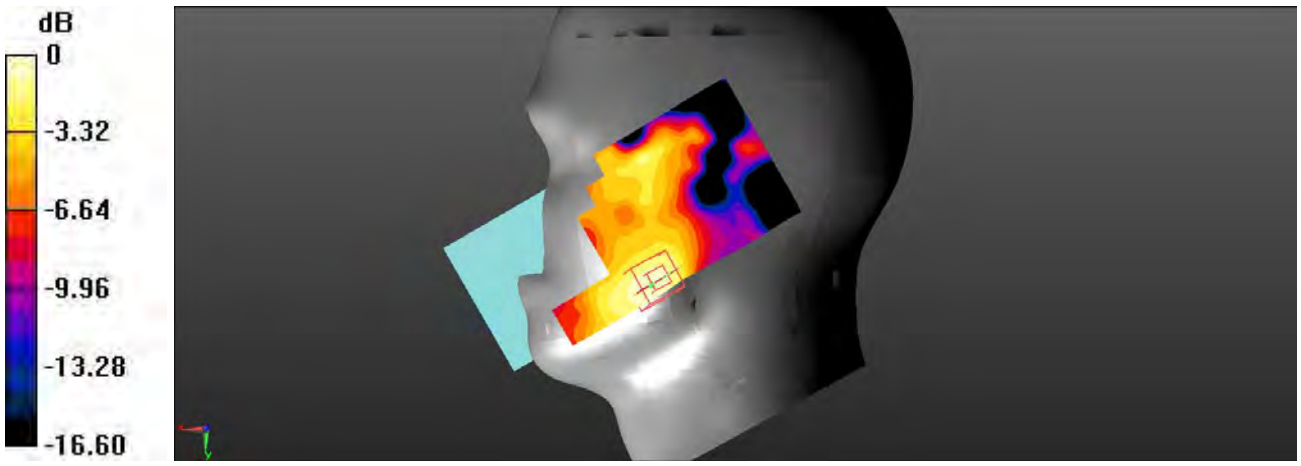

0 dB = 0.0658 W/kg = -11.82 dBW/kg

21-2_LTE FDD Band 2_20M_QPSK_1RB_0Offset_Head Right Tilt_Ch18900

DUT: ART2 PRO

Communication System: UID 0, LTE (0); Frequency: 1880 MHz;Duty Cycle: 1:1
Medium: HSL2000 Medium parameters used: f = 1880 MHz; σ = 1.369 S/m; ε_r = 38.441; ρ = 1000 kg/m^3

DASY5 Configuration:
- Probe: EX3DV4 - SN7520; ConvF(8.35, 8.35, 8.35) @ 1880 MHz; Calibrated: 11/16/2020
- Sensor-Surface: 1.4mm (Mechanical Surface Detection)
- Electronics: DAE4 Sn1561; Calibrated: 11/23/2020
- Phantom: Twin-SAM V8.0 (20deg probe tilt)-Right; Type: QD 000 P40 CB; Serial: 1368
- Measurement SW: DASY52, Version 52.10 (4);SEMCAD X Version 14.6.14 (7483)

Ch18900/Area Scan (71x141x1): Interpolated grid: dx=1.200 mm, dy=1.200 mm
Maximum value of SAR (interpolated) = 0.0473 W/kg

Ch18900/Zoom Scan (7x7x7)/Cube 0: Measurement grid: dx=5mm, dy=5mm, dz=5mm
Reference Value = 4.099 V/m; Power Drift = -0.07 dB
Peak SAR (extrapolated) = 0.0560 W/kg
SAR(1 g) = 0.030 W/kg; SAR(10 g) = 0.016 W/kg
Smallest distance from peaks to all points 3 dB below: Larger than measurement grid
Ratio of SAR at M2 to SAR at M1 = 51.1%
Maximum value of SAR (measured) = 0.0449 W/kg

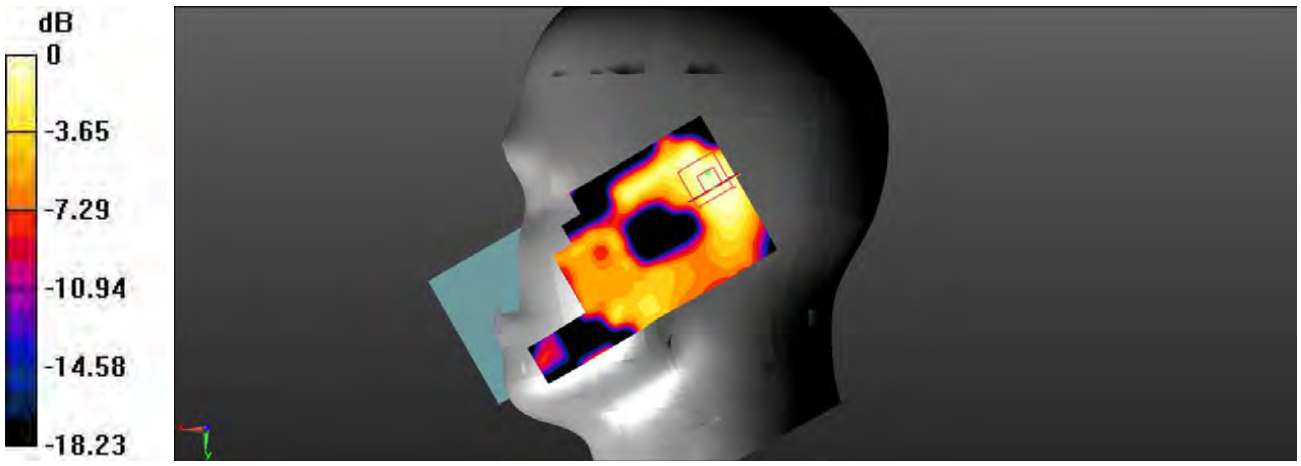

0 dB = 0.0449 W/kg = -13.48 dBW/kg

21-4_LTE FDD Band 2_20M_QPSK_50%RB_0Offset_Head Right Tilt_Ch18900

DUT: ART2 PRO

Communication System: UID 0, LTE (0); Frequency: 1880 MHz;Duty Cycle: 1:1
Medium: HSL2000 Medium parameters used: f = 1880 MHz; σ = 1.369 S/m; ε_r = 38.441; ρ = 1000 kg/m^3

DASY5 Configuration:
- Probe: EX3DV4 - SN7520; ConvF(8.35, 8.35, 8.35) @ 1880 MHz; Calibrated: 11/16/2020
- Sensor-Surface: 1.4mm (Mechanical Surface Detection)
- Electronics: DAE4 Sn1561; Calibrated: 11/23/2020
- Phantom: Twin-SAM V8.0 (20deg probe tilt)-Right; Type: QD 000 P40 CB; Serial: 1368
- Measurement SW: DASY52, Version 52.10 (4);SEMCAD X Version 14.6.14 (7483)

Ch18900 50RB/Area Scan (71x141x1): Interpolated grid: dx=1.200 mm, dy=1.200 mm
Maximum value of SAR (interpolated) = 0.0492 W/kg

Ch18900 50RB/Zoom Scan (7x7x7)/Cube 0: Measurement grid: dx=5mm, dy=5mm, dz=5mm
Reference Value = 4.027 V/m; Power Drift = -0.05 dB
Peak SAR (extrapolated) = 0.0430 W/kg
SAR(1 g) = 0.025 W/kg; SAR(10 g) = 0.013 W/kg
Smallest distance from peaks to all points 3 dB below: Larger than measurement grid
Ratio of SAR at M2 to SAR at M1 = 55.6%
Maximum value of SAR (measured) = 0.0360 W/kg

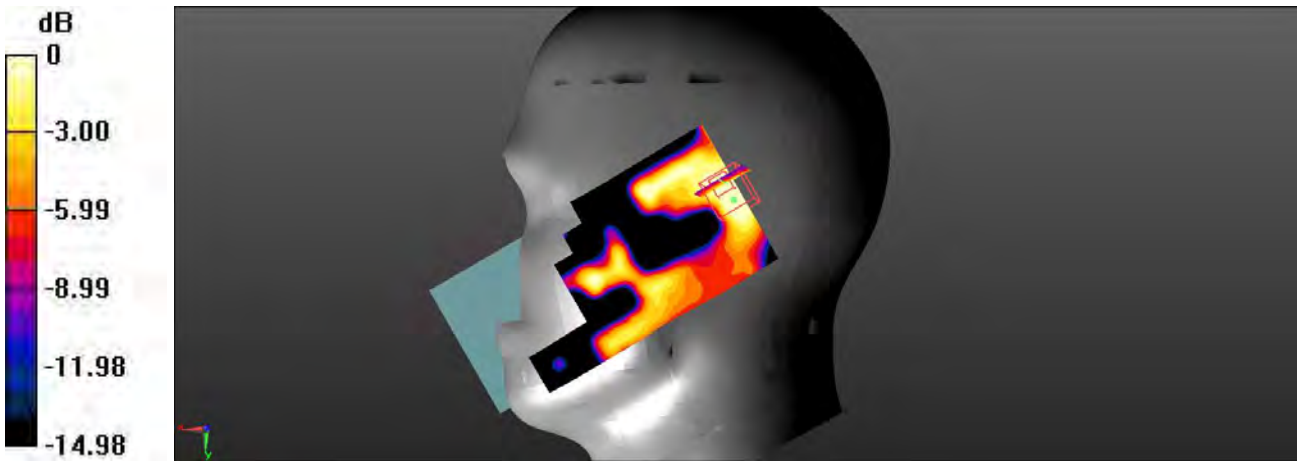

0 dB = 0.0360 W/kg = -14.44 dBW/kg

24-4_LTE FDD Band 2_20M_QPSK_50%RB_0Offset_Body Back(10mm)_Ch18900

DUT: ART2 PRO

Communication System: UID 0, LTE (0); Frequency: 1880 MHz;Duty Cycle: 1:1
Medium: HSL2000 Medium parameters used: f = 1880 MHz; σ = 1.377 S/m; ε_r = 38.627; ρ = 1000 kg/m^3

DASY5 Configuration:
- Probe: EX3DV4 - SN7520; ConvF(8.35, 8.35, 8.35) @ 1880 MHz; Calibrated: 11/16/2020
- Sensor-Surface: 1.4mm (Mechanical Surface Detection)
- Electronics: DAE4 Sn1561; Calibrated: 11/23/2020
- Phantom: Twin-SAM V8.0 (20deg probe tilt)-Right; Type: QD 000 P40 CB; Serial: 1368
- Measurement SW: DASY52, Version 52.10 (4);SEMCAD X Version 14.6.14 (7483)

Ch18900 50RB/Area Scan (71x151x1): Interpolated grid: dx=1.200 mm, dy=1.200 mm
Maximum value of SAR (interpolated) = 0.315 W/kg

Ch18900 50RB/Zoom Scan (7x7x7)/Cube 0: Measurement grid: dx=5mm, dy=5mm, dz=5mm
Reference Value = 10.59 V/m; Power Drift = 0.01 dB
Peak SAR (extrapolated) = 0.414 W/kg
SAR(1 g) = 0.194 W/kg; SAR(10 g) = 0.095 W/kg
Smallest distance from peaks to all points 3 dB below = 10.4 mm
Ratio of SAR at M2 to SAR at M1 = 46.4%
Maximum value of SAR (measured) = 0.325 W/kg

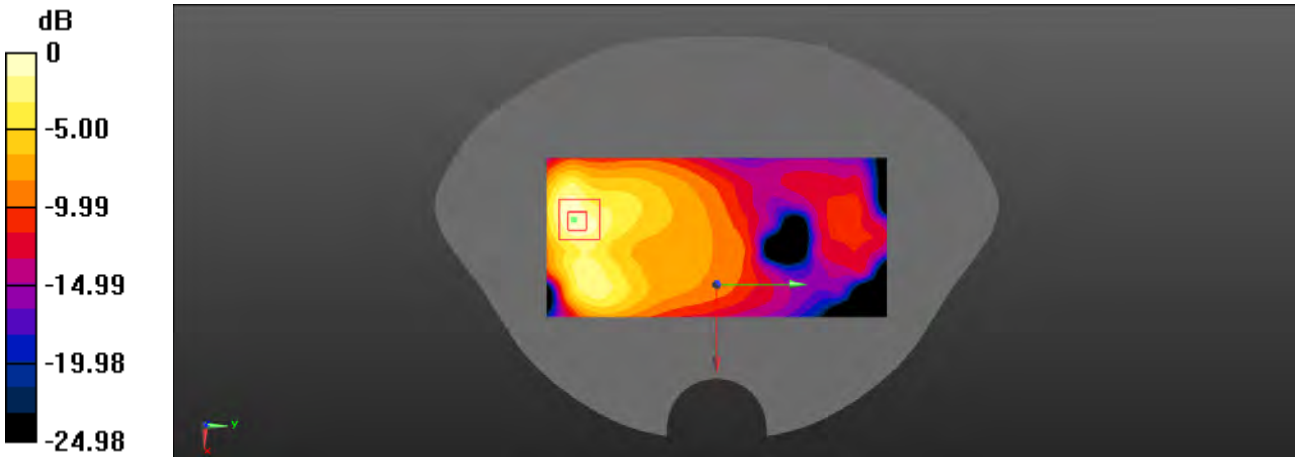

0 dB = 0.325 W/kg = -4.88 dBW/kg