25-2_LTE FDD Band 2_20M_QPSK_1RB_0Offset_Body Front(10mm)_Ch18900

DUT: ART2 PRO

Communication System: UID 0, LTE (0); Frequency: 1880 MHz;Duty Cycle: 1:1
Medium: HSL2000 Medium parameters used: f = 1880 MHz; σ = 1.377 S/m; ε_r = 38.627; ρ = 1000 kg/m^3

DASY5 Configuration:
- Probe: EX3DV4 - SN7520; ConvF(8.35, 8.35, 8.35) @ 1880 MHz; Calibrated: 11/16/2020
- Sensor-Surface: 1.4mm (Mechanical Surface Detection)
- Electronics: DAE4 Sn1561; Calibrated: 11/23/2020
- Phantom: Twin-SAM V8.0 (20deg probe tilt)-Right; Type: QD 000 P40 CB; Serial: 1368
- Measurement SW: DASY52, Version 52.10 (4);SEMCAD X Version 14.6.14 (7483)

Ch18900/Area Scan (71x151x1): Interpolated grid: dx=1.200 mm, dy=1.200 mm
Maximum value of SAR (interpolated) = 0.251 W/kg

Ch18900/Zoom Scan (7x7x7)/Cube 0: Measurement grid: dx=5mm, dy=5mm, dz=5mm
Reference Value = 13.55 V/m; Power Drift = 0.05 dB
Peak SAR (extrapolated) = 0.297 W/kg
SAR(1 g) = 0.174 W/kg; SAR(10 g) = 0.099 W/kg
Smallest distance from peaks to all points 3 dB below = 11.7 mm
Ratio of SAR at M2 to SAR at M1 = 58.2%
Maximum value of SAR (measured) = 0.252 W/kg

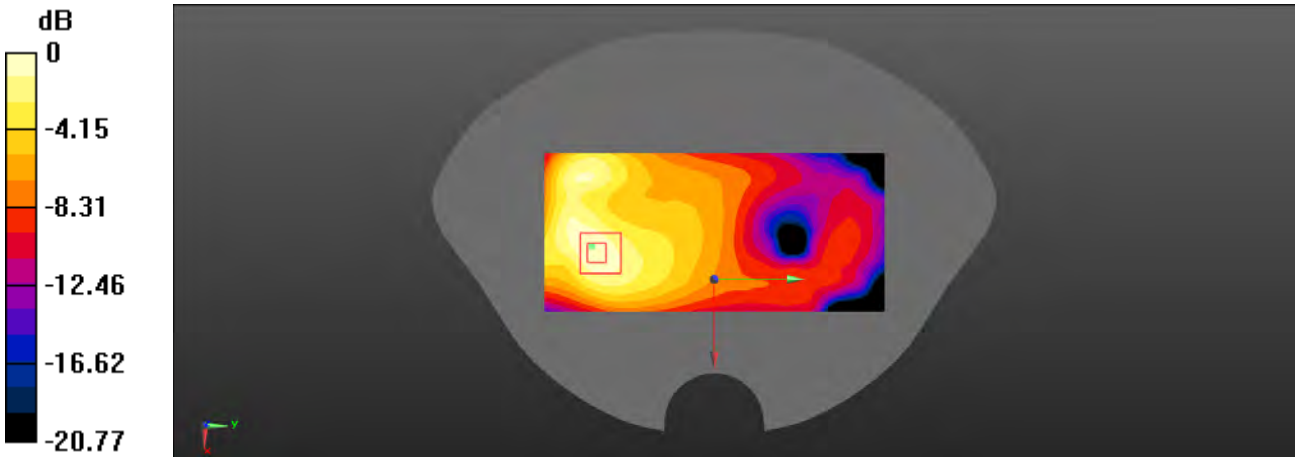

0 dB = 0.252 W/kg = -5.99 dBW/kg

25-4_LTE FDD Band 2_20M_QPSK_50%RB_0Offset_Body Front(10mm)_Ch18900

DUT: ART2 PRO

Communication System: UID 0, LTE (0); Frequency: 1880 MHz;Duty Cycle: 1:1
Medium: HSL2000 Medium parameters used: f = 1880 MHz; σ = 1.377 S/m; ε_r = 38.627; ρ = 1000 kg/m^3

DASY5 Configuration:
- Probe: EX3DV4 - SN7520; ConvF(8.35, 8.35, 8.35) @ 1880 MHz; Calibrated: 11/16/2020
- Sensor-Surface: 1.4mm (Mechanical Surface Detection)
- Electronics: DAE4 Sn1561; Calibrated: 11/23/2020
- Phantom: Twin-SAM V8.0 (20deg probe tilt)-Right; Type: QD 000 P40 CB; Serial: 1368
- Measurement SW: DASY52, Version 52.10 (4);SEMCAD X Version 14.6.14 (7483)

Ch18900 50RB/Area Scan (71x151x1): Interpolated grid: dx=1.200 mm, dy=1.200 mm
Maximum value of SAR (interpolated) = 0.188 W/kg

Ch18900 50RB/Zoom Scan (7x7x7)/Cube 0: Measurement grid: dx=5mm, dy=5mm, dz=5mm
Reference Value = 11.81 V/m; Power Drift = -0.12 dB
Peak SAR (extrapolated) = 0.251 W/kg
SAR(1 g) = 0.130 W/kg; SAR(10 g) = 0.066 W/kg
Smallest distance from peaks to all points 3 dB below = 12 mm
Ratio of SAR at M2 to SAR at M1 = 57.6%
Maximum value of SAR (measured) = 0.188 W/kg

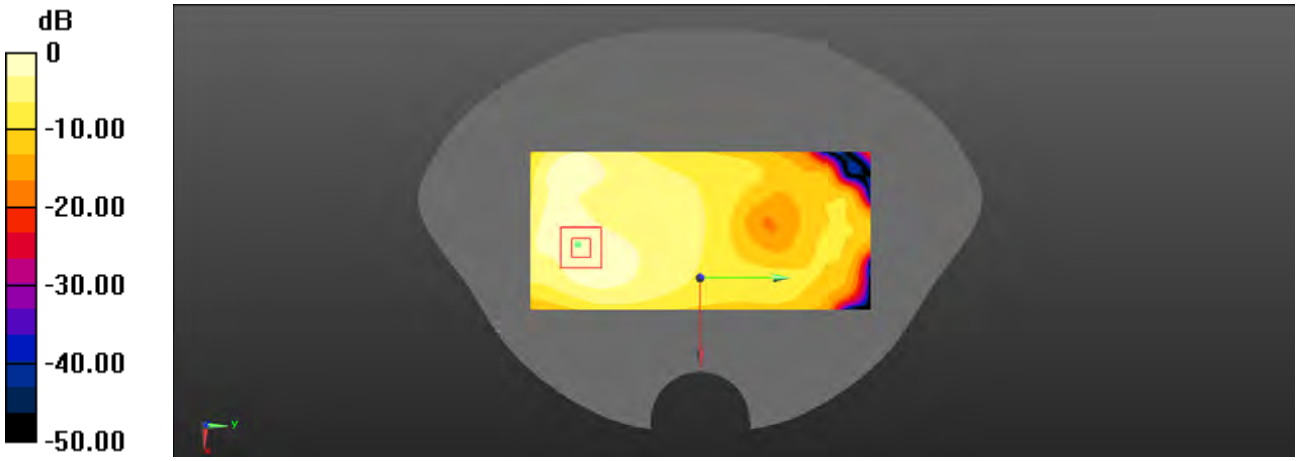

0 dB = 0.188 W/kg = -7.26 dBW/kg

26-2_LTE FDD Band 2_20M_QPSK_1RB_0Offset_Body Left(10mm)_Ch18900

DUT: ART2 PRO

Communication System: UID 0, LTE (0); Frequency: 1880 MHz;Duty Cycle: 1:1
Medium: HSL2000 Medium parameters used: f = 1880 MHz; σ = 1.377 S/m; ε_r = 38.627; ρ = 1000 kg/m^3

DASY5 Configuration:
- Probe: EX3DV4 - SN7520; ConvF(8.35, 8.35, 8.35) @ 1880 MHz; Calibrated: 11/16/2020
- Sensor-Surface: 1.4mm (Mechanical Surface Detection)
- Electronics: DAE4 Sn1561; Calibrated: 11/23/2020
- Phantom: Twin-SAM V8.0 (20deg probe tilt)-Right; Type: QD 000 P40 CB; Serial: 1368
- Measurement SW: DASY52, Version 52.10 (4);SEMCAD X Version 14.6.14 (7483)

Ch18900/Area Scan (31x151x1): Interpolated grid: dx=1.200 mm, dy=1.200 mm
Maximum value of SAR (interpolated) = 0.145 W/kg

Ch18900/Zoom Scan (7x7x7)/Cube 0: Measurement grid: dx=5mm, dy=5mm, dz=5mm
Reference Value = 9.979 V/m; Power Drift = 0.03 dB
Peak SAR (extrapolated) = 0.182 W/kg
SAR(1 g) = 0.095 W/kg; SAR(10 g) = 0.053 W/kg
Smallest distance from peaks to all points 3 dB below = 14.6 mm
Ratio of SAR at M2 to SAR at M1 = 51.1%
Maximum value of SAR (measured) = 0.147 W/kg

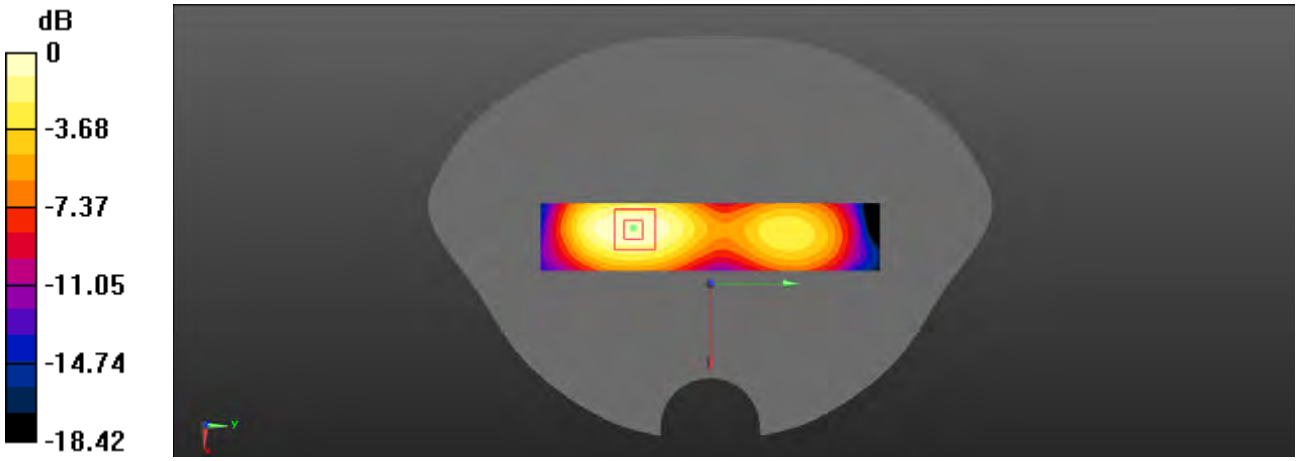

0 dB = 0.147 W/kg = -8.33 dBW/kg

26-4_LTE FDD Band 2_20M_QPSK_50%RB_0Offset_Body Left(10mm)_Ch18900

DUT: ART2 PRO

Communication System: UID 0, LTE (0); Frequency: 1880 MHz;Duty Cycle: 1:1
Medium: HSL2000 Medium parameters used: f = 1880 MHz; σ = 1.377 S/m; ε_r = 38.627; ρ = 1000 kg/m^3

DASY5 Configuration:
- Probe: EX3DV4 - SN7520; ConvF(8.35, 8.35, 8.35) @ 1880 MHz; Calibrated: 11/16/2020
- Sensor-Surface: 1.4mm (Mechanical Surface Detection)
- Electronics: DAE4 Sn1561; Calibrated: 11/23/2020
- Phantom: Twin-SAM V8.0 (20deg probe tilt)-Right; Type: QD 000 P40 CB; Serial: 1368
- Measurement SW: DASY52, Version 52.10 (4);SEMCAD X Version 14.6.14 (7483)

Ch18900 50RB/Area Scan (31x151x1): Interpolated grid: dx=1.200 mm, dy=1.200 mm
Maximum value of SAR (interpolated) = 0.110 W/kg

Ch18900 50RB/Zoom Scan (7x7x7)/Cube 0: Measurement grid: dx=5mm, dy=5mm, dz=5mm
Reference Value = 8.624 V/m; Power Drift = 0.10 dB
Peak SAR (extrapolated) = 0.136 W/kg
SAR(1 g) = 0.071 W/kg; SAR(10 g) = 0.039 W/kg
Smallest distance from peaks to all points 3 dB below = 13.9 mm
Ratio of SAR at M2 to SAR at M1 = 51.4%
Maximum value of SAR (measured) = 0.110 W/kg

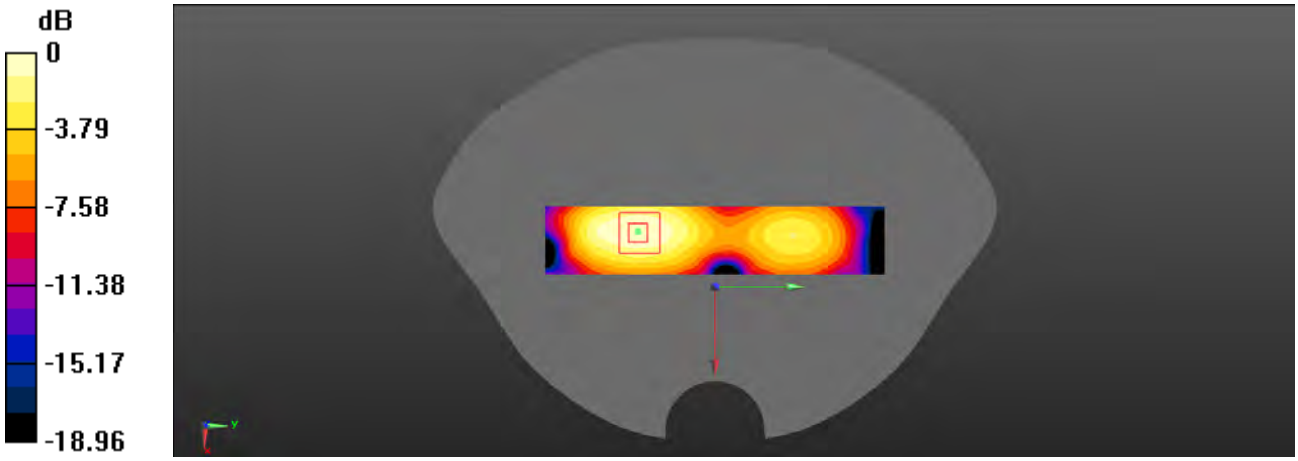

0 dB = 0.110 W/kg = -9.59 dBW/kg

133_LTE FDD Band 2_20M_QPSK_1RB_0Offset_Body Right(10mm)_Ch18900

DUT: ART2 PRO

Communication System: UID 0, LTE (0); Frequency: 1880 MHz;Duty Cycle: 1:1
Medium: HSL2000 Medium parameters used: f = 1880 MHz; σ = 1.377 S/m; ε_r = 38.627; ρ = 1000 kg/m^3

DASY5 Configuration:
- Probe: EX3DV4 - SN7520; ConvF(8.35, 8.35, 8.35) @ 1880 MHz; Calibrated: 11/16/2020
- Sensor-Surface: 1.4mm (Mechanical Surface Detection)
- Electronics: DAE4 Sn1561; Calibrated: 11/23/2020
- Phantom: Twin-SAM V8.0 (20deg probe tilt)-Right; Type: QD 000 P40 CB; Serial: 1368
- Measurement SW: DASY52, Version 52.10 (4);SEMCAD X Version 14.6.14 (7483)

Ch18900/Area Scan (31x121x1): Interpolated grid: dx=1.500 mm, dy=1.500 mm
Maximum value of SAR (interpolated) = 0.300 W/kg

Ch18900/Zoom Scan (5x5x7)/Cube 0: Measurement grid: dx=8mm, dy=8mm, dz=5mm
Reference Value = 14.63 V/m; Power Drift = -0.13 dB
Peak SAR (extrapolated) = 0.339 W/kg
SAR(1 g) = 0.227 W/kg; SAR(10 g) = 0.162 W/kg
Smallest distance from peaks to all points 3 dB below: Larger than measurement grid
Ratio of SAR at M2 to SAR at M1 = 67.8%
Maximum value of SAR (measured) = 0.295 W/kg

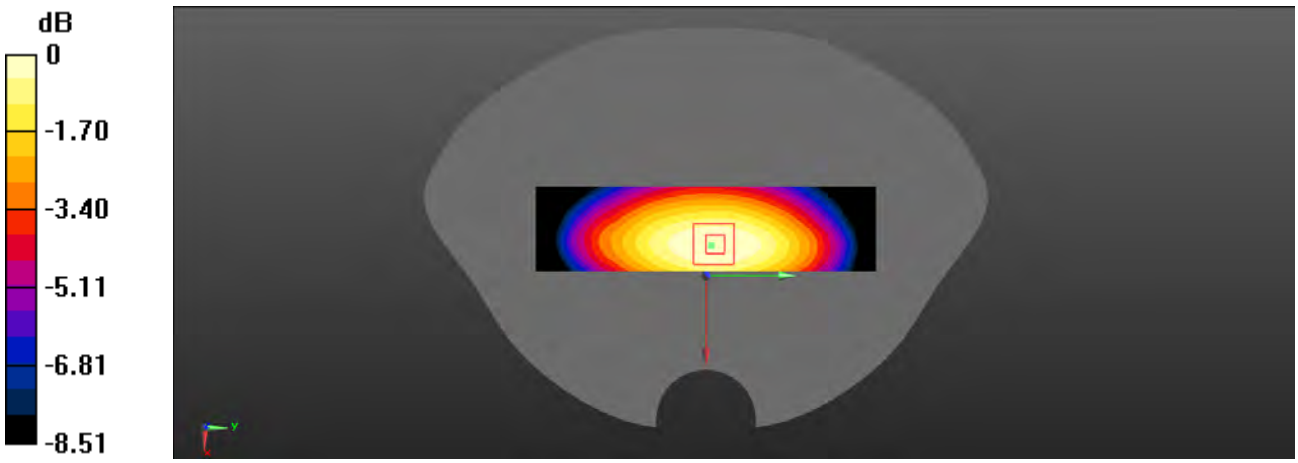

0 dB = 0.295 W/kg = -5.30 dBW/kg

133-2_LTE FDD Band 2_20M_QPSK_50%RB_0Offset_Body Right(10mm)_Ch18900

DUT: ART2 PRO

Communication System: UID 0, LTE (0); Frequency: 1880 MHz;Duty Cycle: 1:1
Medium: HSL2000 Medium parameters used: f = 1880 MHz; σ = 1.377 S/m; ε_r = 38.627; ρ = 1000 kg/m^3

DASY5 Configuration:
- Probe: EX3DV4 - SN7520; ConvF(8.35, 8.35, 8.35) @ 1880 MHz; Calibrated: 11/16/2020
- Sensor-Surface: 1.4mm (Mechanical Surface Detection)
- Electronics: DAE4 Sn1561; Calibrated: 11/23/2020
- Phantom: Twin-SAM V8.0 (20deg probe tilt)-Right; Type: QD 000 P40 CB; Serial: 1368
- Measurement SW: DASY52, Version 52.10 (4);SEMCAD X Version 14.6.14 (7483)

Ch18900 50%RB/Area Scan (31x121x1): Interpolated grid: dx=1.500 mm, dy=1.500 mm
Maximum value of SAR (interpolated) = 0.235 W/kg

Ch18900 50%RB/Zoom Scan (5x5x7)/Cube 0: Measurement grid: dx=8mm, dy=8mm, dz=5mm
Reference Value = 12.65 V/m; Power Drift = -0.02 dB
Peak SAR (extrapolated) = 0.263 W/kg
SAR(1 g) = 0.176 W/kg; SAR(10 g) = 0.126 W/kg
Smallest distance from peaks to all points 3 dB below: Larger than measurement grid
Ratio of SAR at M2 to SAR at M1 = 66.6%
Maximum value of SAR (measured) = 0.228 W/kg

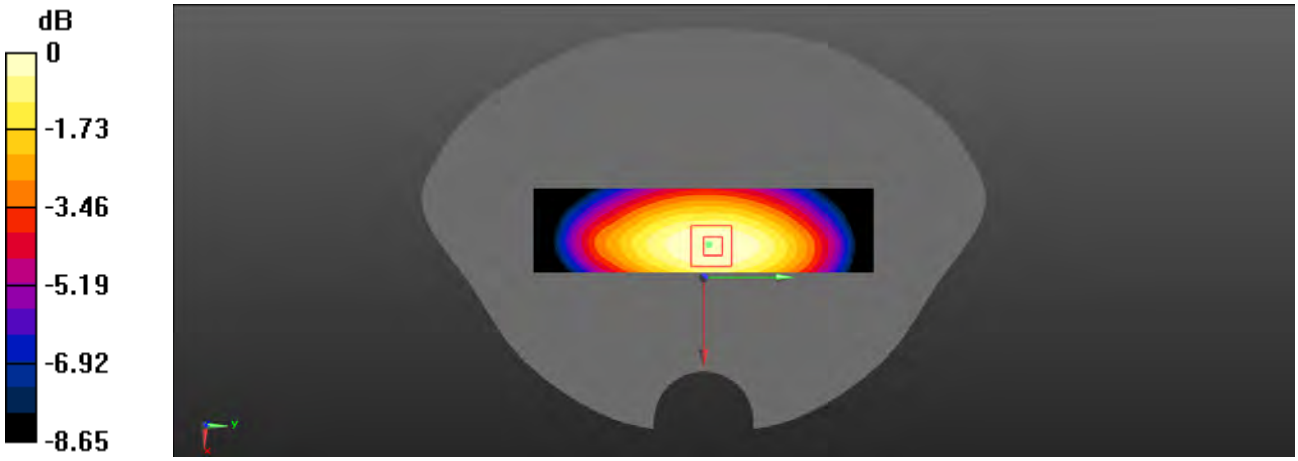

0 dB = 0.228 W/kg = -6.42 dBW/kg

27-2_LTE FDD Band 2_20M_QPSK_1RB_0Offset_Body Bottom(10mm)_Ch18900

DUT: ART2 PRO

Communication System: UID 0, LTE (0); Frequency: 1880 MHz;Duty Cycle: 1:1
Medium: HSL2000 Medium parameters used: f = 1880 MHz; σ = 1.377 S/m; ε_r = 38.627; ρ = 1000 kg/m^3

DASY5 Configuration:
- Probe: EX3DV4 - SN7520; ConvF(8.35, 8.35, 8.35) @ 1880 MHz; Calibrated: 11/16/2020
- Sensor-Surface: 1.4mm (Mechanical Surface Detection)
- Electronics: DAE4 Sn1561; Calibrated: 11/23/2020
- Phantom: Twin-SAM V8.0 (20deg probe tilt)-Right; Type: QD 000 P40 CB; Serial: 1368
- Measurement SW: DASY52, Version 52.10 (4);SEMCAD X Version 14.6.14 (7483)

Ch18900/Area Scan (31x71x1): Interpolated grid: dx=1.200 mm, dy=1.200 mm
Maximum value of SAR (interpolated) = 0.401 W/kg

Ch18900/Zoom Scan (7x7x7)/Cube 0: Measurement grid: dx=5mm, dy=5mm, dz=5mm
Reference Value = 15.72 V/m; Power Drift = 0.07 dB
Peak SAR (extrapolated) = 0.483 W/kg
SAR(1 g) = 0.234 W/kg; SAR(10 g) = 0.126 W/kg
Smallest distance from peaks to all points 3 dB below = 13 mm
Ratio of SAR at M2 to SAR at M1 = 46.4%
Maximum value of SAR (measured) = 0.376 W/kg

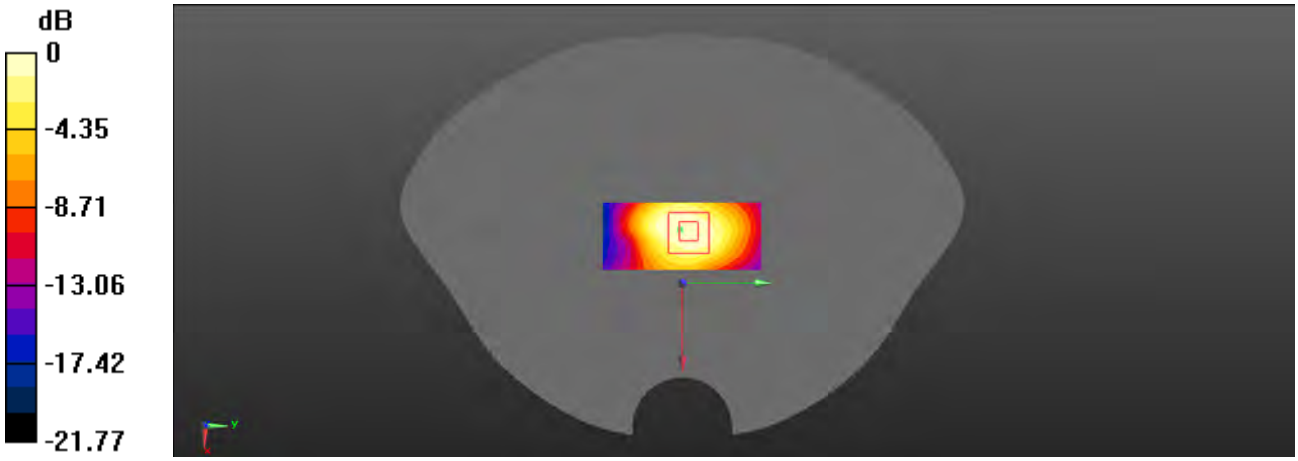

0 dB = 0.376 W/kg = -4.25 dBW/kg

27-4_LTE FDD Band 2_20M_QPSK_50%RB_0Offset_Body Bottom(10mm)_Ch18900

DUT: ART2 PRO

Communication System: UID 0, LTE (0); Frequency: 1880 MHz;Duty Cycle: 1:1
Medium: HSL2000 Medium parameters used: f = 1880 MHz; σ = 1.377 S/m; ε_r = 38.627; ρ = 1000 kg/m^3

DASY5 Configuration:
- Probe: EX3DV4 - SN7520; ConvF(8.35, 8.35, 8.35) @ 1880 MHz; Calibrated: 11/16/2020
- Sensor-Surface: 1.4mm (Mechanical Surface Detection)
- Electronics: DAE4 Sn1561; Calibrated: 11/23/2020
- Phantom: Twin-SAM V8.0 (20deg probe tilt)-Right; Type: QD 000 P40 CB; Serial: 1368
- Measurement SW: DASY52, Version 52.10 (4);SEMCAD X Version 14.6.14 (7483)

Ch18900 50RB/Area Scan (31x71x1): Interpolated grid: dx=1.200 mm, dy=1.200 mm
Maximum value of SAR (interpolated) = 0.302 W/kg

Ch18900 50RB/Zoom Scan (7x7x7)/Cube 0: Measurement grid: dx=5mm, dy=5mm, dz=5mm
Reference Value = 13.63 V/m; Power Drift = 0.02 dB
Peak SAR (extrapolated) = 0.362 W/kg
SAR(1 g) = 0.178 W/kg; SAR(10 g) = 0.095 W/kg
Smallest distance from peaks to all points 3 dB below = 13.5 mm
Ratio of SAR at M2 to SAR at M1 = 46%
Maximum value of SAR (measured) = 0.283 W/kg

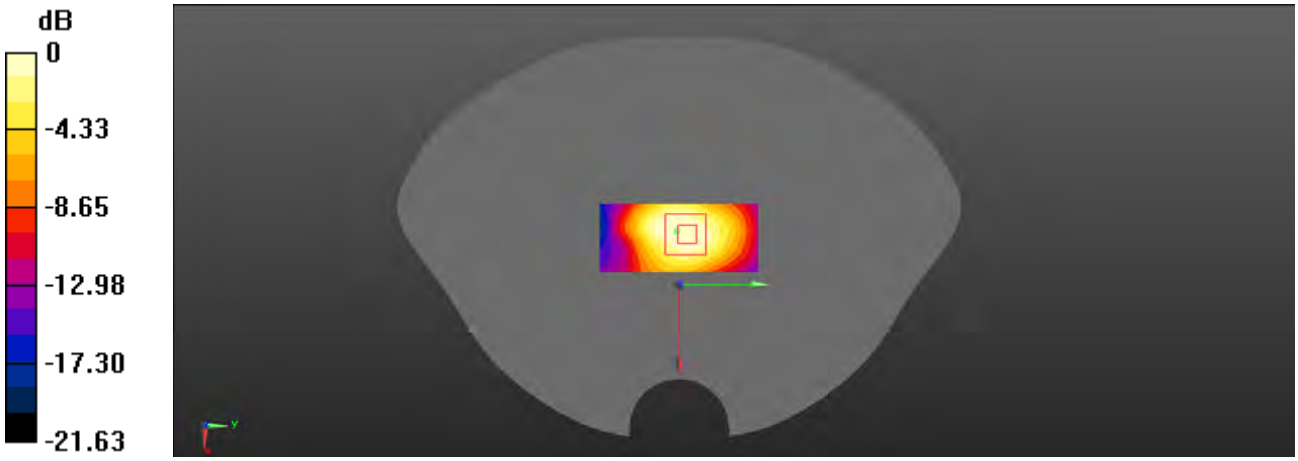

0 dB = 0.283 W/kg = -5.48 dBW/kg

108-2_LTE FDD Band 4_20M_QPSK_1RB_0Offset_Head Left Cheek_Ch20175

DUT: ART2 PRO

Communication System: UID 0, LTE (0); Frequency: 1732.5 MHz;Duty Cycle: 1:1
Medium: HSL1800 Medium parameters used (interpolated): f = 1732.5 MHz; σ = 1.331 S/m; ε_r = 40.112; ρ = 1000 kg/m^3

DASY5 Configuration:
- Probe: EX3DV4 - SN7520; ConvF(8.66, 8.66, 8.66) @ 1732.5 MHz; Calibrated: 11/16/2020
- Sensor-Surface: 1.4mm (Mechanical Surface Detection)
- Electronics: DAE4 Sn1561; Calibrated: 11/23/2020
- Phantom: Twin-SAM V8.0 (20deg probe tilt)-Right; Type: QD 000 P40 CB; Serial: 1368
- Measurement SW: DASY52, Version 52.10 (4);SEMCAD X Version 14.6.14 (7483)

Ch20175/Area Scan (61x111x1): Interpolated grid: dx=1.500 mm, dy=1.500 mm
Maximum value of SAR (interpolated) = 0.0467 W/kg

Ch20175/Zoom Scan (5x5x7)/Cube 0: Measurement grid: dx=8mm, dy=8mm, dz=5mm
Reference Value = 5.019 V/m; Power Drift = 0.11 dB
Peak SAR (extrapolated) = 0.0500 W/kg
SAR(1 g) = 0.031 W/kg; SAR(10 g) = 0.018 W/kg
Smallest distance from peaks to all points 3 dB below: Larger than measurement grid
Ratio of SAR at M2 to SAR at M1 = 64.3%
Maximum value of SAR (measured) = 0.0430 W/kg

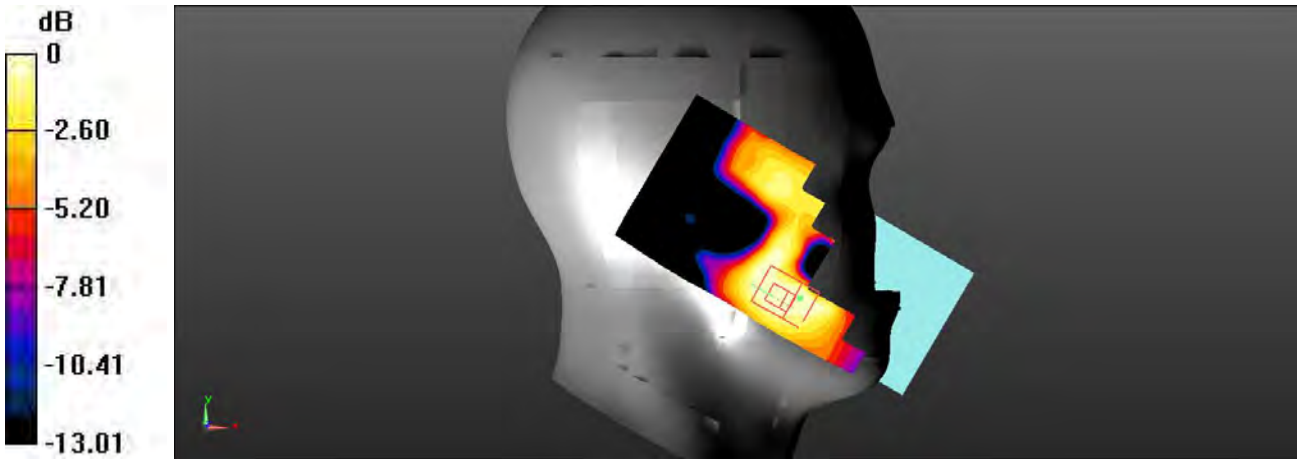

0 dB = 0.0430 W/kg = -13.67 dBW/kg

108-4_LTE FDD Band 4_20M_QPSK_50%RB_0Offset_Head Left Cheek_Ch20175

DUT: ART2 PRO

Communication System: UID 0, LTE (0); Frequency: 1732.5 MHz;Duty Cycle: 1:1
Medium: HSL1800 Medium parameters used (interpolated): f = 1732.5 MHz; σ = 1.331 S/m; ε_r = 40.112; ρ = 1000 kg/m^3

DASY5 Configuration:
- Probe: EX3DV4 - SN7520; ConvF(8.66, 8.66, 8.66) @ 1732.5 MHz; Calibrated: 11/16/2020
- Sensor-Surface: 1.4mm (Mechanical Surface Detection)
- Electronics: DAE4 Sn1561; Calibrated: 11/23/2020
- Phantom: Twin-SAM V8.0 (20deg probe tilt)-Right; Type: QD 000 P40 CB; Serial: 1368
- Measurement SW: DASY52, Version 52.10 (4);SEMCAD X Version 14.6.14 (7483)

Ch20175 50%RB/Area Scan (61x111x1): Interpolated grid: dx=1.500 mm, dy=1.500 mm
Maximum value of SAR (interpolated) = 0.0427 W/kg

Ch20175 50%RB/Zoom Scan (5x5x7)/Cube 0: Measurement grid: dx=8mm, dy=8mm, dz=5mm
Reference Value = 4.636 V/m; Power Drift = 0.15 dB
Peak SAR (extrapolated) = 0.0390 W/kg
SAR(1 g) = 0.024 W/kg; SAR(10 g) = 0.015 W/kg
Smallest distance from peaks to all points 3 dB below: Larger than measurement grid
Ratio of SAR at M2 to SAR at M1 = 59.7%
Maximum value of SAR (measured) = 0.0322 W/kg

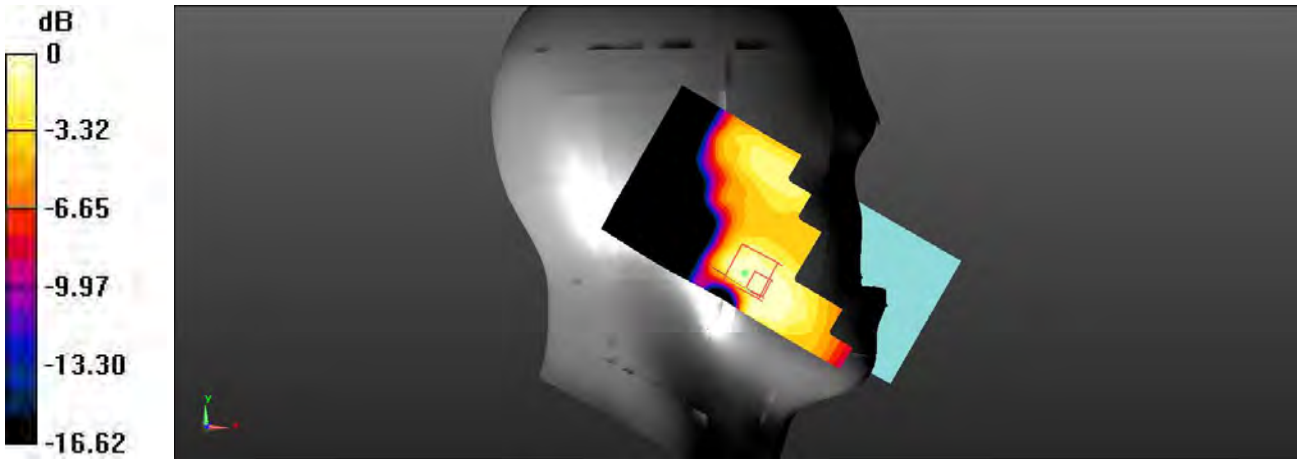

0 dB = 0.0322 W/kg = -14.92 dBW/kg

109-2_LTE FDD Band 4_20M_QPSK_1RB_0Offset_Head Left Tilt_Ch20175

DUT: ART2 PRO

Communication System: UID 0, LTE (0); Frequency: 1732.5 MHz;Duty Cycle: 1:1
Medium: HSL1800 Medium parameters used (interpolated): f = 1732.5 MHz; σ = 1.331 S/m; ε_r = 40.112; ρ = 1000 kg/m^3

DASY5 Configuration:
- Probe: EX3DV4 - SN7520; ConvF(8.66, 8.66, 8.66) @ 1732.5 MHz; Calibrated: 11/16/2020
- Sensor-Surface: 1.4mm (Mechanical Surface Detection)
- Electronics: DAE4 Sn1561; Calibrated: 11/23/2020
- Phantom: Twin-SAM V8.0 (20deg probe tilt)-Right; Type: QD 000 P40 CB; Serial: 1368
- Measurement SW: DASY52, Version 52.10 (4);SEMCAD X Version 14.6.14 (7483)

Ch20175/Area Scan (61x111x1): Interpolated grid: dx=1.500 mm, dy=1.500 mm
Maximum value of SAR (interpolated) = 0.0275 W/kg

Ch20175/Zoom Scan (5x5x7)/Cube 0: Measurement grid: dx=8mm, dy=8mm, dz=5mm
Reference Value = 2.435 V/m; Power Drift = 0.13 dB
Peak SAR (extrapolated) = 0.0220 W/kg
SAR(1 g) = 0.013 W/kg; SAR(10 g) = 0.0056 W/kg
Smallest distance from peaks to all points 3 dB below: Larger than measurement grid
Ratio of SAR at M2 to SAR at M1 = 62.2%
Maximum value of SAR (measured) = 0.0171 W/kg



0 dB = 0.0171 W/kg = -17.67 dBW/kg

109-4_LTE FDD Band 4_20M_QPSK_50%RB_0Offset_Head Left Tilt_Ch20175

DUT: ART2 PRO

Communication System: UID 0, LTE (0); Frequency: 1732.5 MHz;Duty Cycle: 1:1
Medium: HSL1800 Medium parameters used (interpolated): f = 1732.5 MHz; σ = 1.331 S/m; ε_r = 40.112; ρ = 1000 kg/m^3

DASY5 Configuration:
- Probe: EX3DV4 - SN7520; ConvF(8.66, 8.66, 8.66) @ 1732.5 MHz; Calibrated: 11/16/2020
- Sensor-Surface: 1.4mm (Mechanical Surface Detection)
- Electronics: DAE4 Sn1561; Calibrated: 11/23/2020
- Phantom: Twin-SAM V8.0 (20deg probe tilt)-Right; Type: QD 000 P40 CB; Serial: 1368
- Measurement SW: DASY52, Version 52.10 (4);SEMCAD X Version 14.6.14 (7483)

Ch20175 50%RB/Area Scan (61x111x1): Interpolated grid: dx=1.500 mm, dy=1.500 mm
Maximum value of SAR (interpolated) = 0.0281 W/kg

Ch20175 50%RB/Zoom Scan (5x5x7)/Cube 0: Measurement grid: dx=8mm, dy=8mm, dz=5mm
Reference Value = 1.236 V/m; Power Drift = -0.13 dB
Peak SAR (extrapolated) = 0.0230 W/kg
SAR(1 g) = 0.0094 W/kg; SAR(10 g) = 0.00373 W/kg
Smallest distance from peaks to all points 3 dB below: Larger than measurement grid
Ratio of SAR at M2 to SAR at M1 = 53.1%
Maximum value of SAR (measured) = 0.0146 W/kg



0 dB = 0.0146 W/kg = -18.36 dBW/kg

110-4_LTE FDD Band 4_20M_QPSK_50%RB_0Offset_Head Right Cheek_Ch20175

DUT: ART2 PRO

Communication System: UID 0, LTE (0); Frequency: 1732.5 MHz;Duty Cycle: 1:1
Medium: HSL1800 Medium parameters used (interpolated): f = 1732.5 MHz; σ = 1.331 S/m; ε_r = 40.112; ρ = 1000 kg/m^3

DASY5 Configuration:
- Probe: EX3DV4 - SN7520; ConvF(8.66, 8.66, 8.66) @ 1732.5 MHz; Calibrated: 11/16/2020
- Sensor-Surface: 1.4mm (Mechanical Surface Detection)
- Electronics: DAE4 Sn1561; Calibrated: 11/23/2020
- Phantom: Twin-SAM V8.0 (20deg probe tilt)-Right; Type: QD 000 P40 CB; Serial: 1368
- Measurement SW: DASY52, Version 52.10 (4);SEMCAD X Version 14.6.14 (7483)

Ch20175 50%RB/Area Scan (61x111x1): Interpolated grid: dx=1.500 mm, dy=1.500 mm
Maximum value of SAR (interpolated) = 0.0495 W/kg

Ch20175 50%RB/Zoom Scan (5x5x7)/Cube 0: Measurement grid: dx=8mm, dy=8mm, dz=5mm
Reference Value = 4.702 V/m; Power Drift = 0.07 dB
Peak SAR (extrapolated) = 0.0610 W/kg
SAR(1 g) = 0.038 W/kg; SAR(10 g) = 0.023 W/kg
Smallest distance from peaks to all points 3 dB below: Larger than measurement grid
Ratio of SAR at M2 to SAR at M1 = 65%
Maximum value of SAR (measured) = 0.0540 W/kg

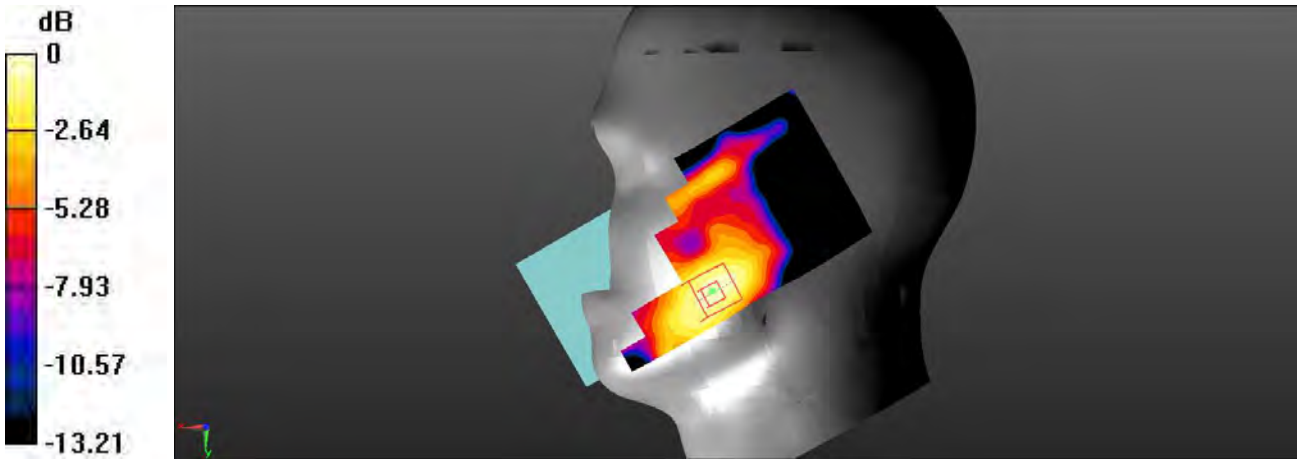

0 dB = 0.0540 W/kg = -12.68 dBW/kg

111-2_LTE FDD Band 4_20M_QPSK_1RB_0Offset_Head Right Tilt_Ch20175

DUT: ART2 PRO

Communication System: UID 0, LTE (0); Frequency: 1732.5 MHz;Duty Cycle: 1:1
Medium: HSL1800 Medium parameters used (interpolated): f = 1732.5 MHz; σ = 1.331 S/m; ε_r = 40.112; ρ = 1000 kg/m^3

DASY5 Configuration:
- Probe: EX3DV4 - SN7520; ConvF(8.66, 8.66, 8.66) @ 1732.5 MHz; Calibrated: 11/16/2020
- Sensor-Surface: 1.4mm (Mechanical Surface Detection)
- Electronics: DAE4 Sn1561; Calibrated: 11/23/2020
- Phantom: Twin-SAM V8.0 (20deg probe tilt)-Right; Type: QD 000 P40 CB; Serial: 1368
- Measurement SW: DASY52, Version 52.10 (4);SEMCAD X Version 14.6.14 (7483)

Ch20050/Area Scan (61x111x1): Interpolated grid: dx=1.500 mm, dy=1.500 mm
Maximum value of SAR (interpolated) = 0.0612 W/kg

Ch20050/Zoom Scan (5x5x7)/Cube 0: Measurement grid: dx=8mm, dy=8mm, dz=5mm
Reference Value = 2.519 V/m; Power Drift = -0.12 dB
Peak SAR (extrapolated) = 0.0610 W/kg
SAR(1 g) = 0.019 W/kg; SAR(10 g) = 0.00826 W/kg
Smallest distance from peaks to all points 3 dB below: Larger than measurement grid
Ratio of SAR at M2 to SAR at M1 = 59.6%
Maximum value of SAR (measured) = 0.0235 W/kg



0 dB = 0.0235 W/kg = -16.29 dBW/kg

111-4_LTE FDD Band 4_20M_QPSK_50%RB_0Offset_Head Right Tilt_Ch20175

DUT: ART2 PRO

Communication System: UID 0, LTE (0); Frequency: 1732.5 MHz;Duty Cycle: 1:1
Medium: HSL1800 Medium parameters used (interpolated): f = 1732.5 MHz; σ = 1.331 S/m; ε_r = 40.112; ρ = 1000 kg/m^3

DASY5 Configuration:
- Probe: EX3DV4 - SN7520; ConvF(8.66, 8.66, 8.66) @ 1732.5 MHz; Calibrated: 11/16/2020
- Sensor-Surface: 1.4mm (Mechanical Surface Detection)
- Electronics: DAE4 Sn1561; Calibrated: 11/23/2020
- Phantom: Twin-SAM V8.0 (20deg probe tilt)-Right; Type: QD 000 P40 CB; Serial: 1368
- Measurement SW: DASY52, Version 52.10 (4);SEMCAD X Version 14.6.14 (7483)

Ch20050 50RB/Area Scan (61x111x1): Interpolated grid: dx=1.500 mm, dy=1.500 mm
Maximum value of SAR (interpolated) = 0.0491 W/kg

Ch20050 50RB/Zoom Scan (5x5x7)/Cube 0: Measurement grid: dx=8mm, dy=8mm, dz=5mm
Reference Value = 1.578 V/m; Power Drift = 0.11 dB
Peak SAR (extrapolated) = 0.0300 W/kg
SAR(1 g) = 0.014 W/kg; SAR(10 g) = 0.00557 W/kg
Smallest distance from peaks to all points 3 dB below: Larger than measurement grid
Ratio of SAR at M2 to SAR at M1 = 57.7%
Maximum value of SAR (measured) = 0.0206 W/kg

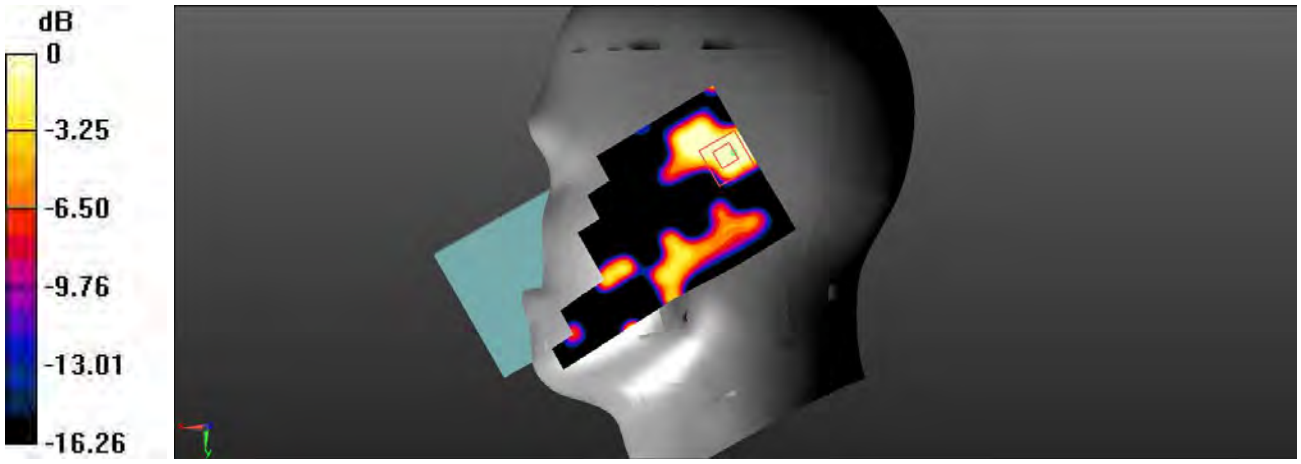

0 dB = 0.0206 W/kg = -16.86 dBW/kg

114-2_LTE FDD Band 4_20M_QPSK_1RB_0Offset_Body Back(10mm)_Ch20175

DUT: ART2 PRO

Communication System: UID 0, LTE (0); Frequency: 1732.5 MHz;Duty Cycle: 1:1
Medium: HSL1800 Medium parameters used (interpolated): f = 1732.5 MHz; σ = 1.331 S/m; ε_r = 40.112; ρ = 1000 kg/m^3

DASY5 Configuration:
- Probe: EX3DV4 - SN7520; ConvF(8.66, 8.66, 8.66) @ 1732.5 MHz; Calibrated: 11/16/2020
- Sensor-Surface: 1.4mm (Mechanical Surface Detection)
- Electronics: DAE4 Sn1561; Calibrated: 11/23/2020
- Phantom: Twin-SAM V8.0 (20deg probe tilt)-Right; Type: QD 000 P40 CB; Serial: 1368
- Measurement SW: DASY52, Version 52.10 (4);SEMCAD X Version 14.6.14 (7483)

Ch20175/Area Scan (61x121x1): Interpolated grid: dx=1.500 mm, dy=1.500 mm
Maximum value of SAR (interpolated) = 0.286 W/kg

Ch20175/Zoom Scan (5x5x7)/Cube 0: Measurement grid: dx=8mm, dy=8mm, dz=5mm
Reference Value = 10.76 V/m; Power Drift = -0.07 dB
Peak SAR (extrapolated) = 0.387 W/kg
SAR(1 g) = 0.194 W/kg; SAR(10 g) = 0.099 W/kg
Smallest distance from peaks to all points 3 dB below = 11.5 mm
Ratio of SAR at M2 to SAR at M1 = 50.4%
Maximum value of SAR (measured) = 0.313 W/kg

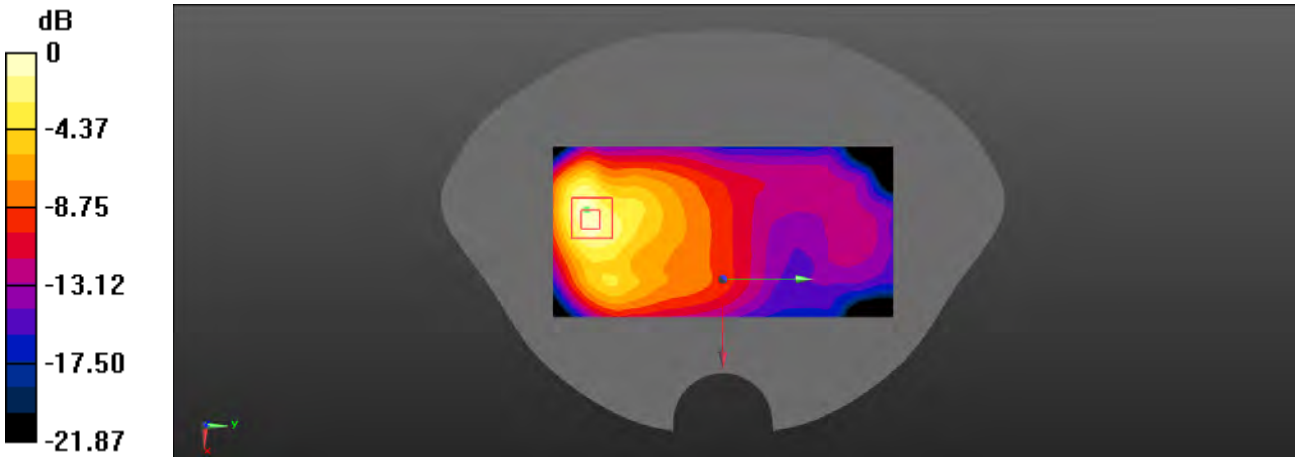

0 dB = 0.313 W/kg = -5.04 dBW/kg

114-4_LTE FDD Band 4_20M_QPSK_50%RB_0Offset_Body Back(10mm)_Ch20175

DUT: ART2 PRO

Communication System: UID 0, LTE (0); Frequency: 1732.5 MHz;Duty Cycle: 1:1
Medium: HSL1800 Medium parameters used (interpolated): f = 1732.5 MHz; σ = 1.331 S/m; ε_r = 40.112; ρ = 1000 kg/m^3

DASY5 Configuration:
- Probe: EX3DV4 - SN7520; ConvF(8.66, 8.66, 8.66) @ 1732.5 MHz; Calibrated: 11/16/2020
- Sensor-Surface: 1.4mm (Mechanical Surface Detection)
- Electronics: DAE4 Sn1561; Calibrated: 11/23/2020
- Phantom: Twin-SAM V8.0 (20deg probe tilt)-Right; Type: QD 000 P40 CB; Serial: 1368
- Measurement SW: DASY52, Version 52.10 (4);SEMCAD X Version 14.6.14 (7483)

Ch20175 50%RB/Area Scan (61x121x1): Interpolated grid: dx=1.500 mm, dy=1.500 mm
Maximum value of SAR (interpolated) = 0.236 W/kg

Ch20175 50%RB/Zoom Scan (5x5x7)/Cube 0: Measurement grid: dx=8mm, dy=8mm, dz=5mm
Reference Value = 9.703 V/m; Power Drift = -0.08 dB
Peak SAR (extrapolated) = 0.316 W/kg
SAR(1 g) = 0.159 W/kg; SAR(10 g) = 0.081 W/kg
Smallest distance from peaks to all points 3 dB below = 10.7 mm
Ratio of SAR at M2 to SAR at M1 = 50.6%
Maximum value of SAR (measured) = 0.248 W/kg

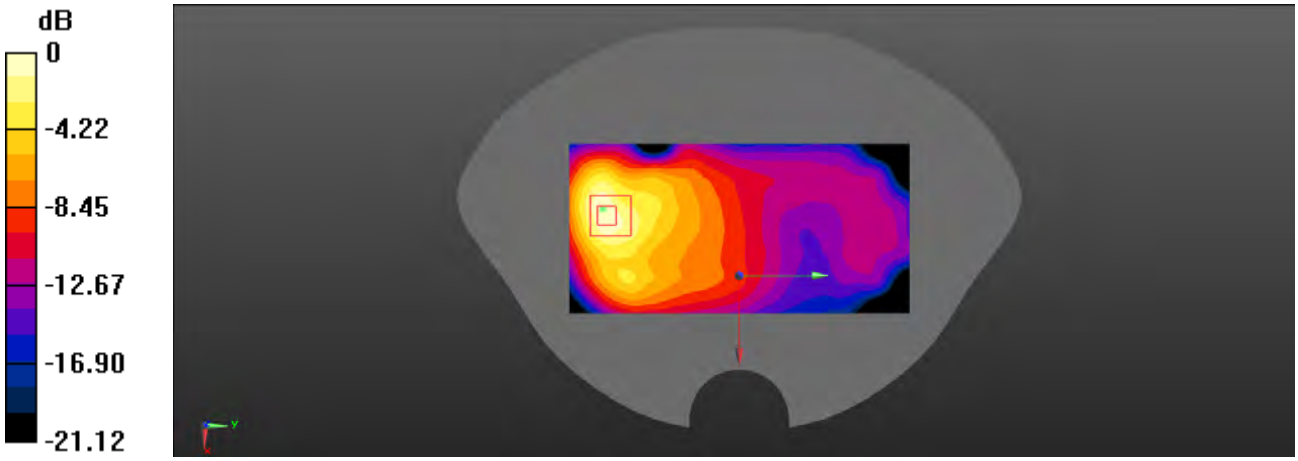

0 dB = 0.248 W/kg = -6.06 dBW/kg

115-2_LTE FDD Band 4_20M_QPSK_1RB_0Offset_Body Front(10mm)_Ch20175

DUT: ART2 PRO

Communication System: UID 0, LTE (0); Frequency: 1732.5 MHz;Duty Cycle: 1:1
Medium: HSL1800 Medium parameters used (interpolated): f = 1732.5 MHz; σ = 1.331 S/m; ε_r = 40.112; ρ = 1000 kg/m^3

DASY5 Configuration:
- Probe: EX3DV4 - SN7520; ConvF(8.66, 8.66, 8.66) @ 1732.5 MHz; Calibrated: 11/16/2020
- Sensor-Surface: 1.4mm (Mechanical Surface Detection)
- Electronics: DAE4 Sn1561; Calibrated: 11/23/2020
- Phantom: Twin-SAM V8.0 (20deg probe tilt)-Right; Type: QD 000 P40 CB; Serial: 1368
- Measurement SW: DASY52, Version 52.10 (4);SEMCAD X Version 14.6.14 (7483)

Ch20175/Area Scan (61x121x1): Interpolated grid: dx=1.500 mm, dy=1.500 mm
Maximum value of SAR (interpolated) = 0.218 W/kg

Ch20175/Zoom Scan (5x5x7)/Cube 0: Measurement grid: dx=8mm, dy=8mm, dz=5mm
Reference Value = 13.10 V/m; Power Drift = 0.00 dB
Peak SAR (extrapolated) = 0.250 W/kg
SAR(1 g) = 0.156 W/kg; SAR(10 g) = 0.093 W/kg
Smallest distance from peaks to all points 3 dB below = 15.1 mm
Ratio of SAR at M2 to SAR at M1 = 64.9%
Maximum value of SAR (measured) = 0.217 W/kg

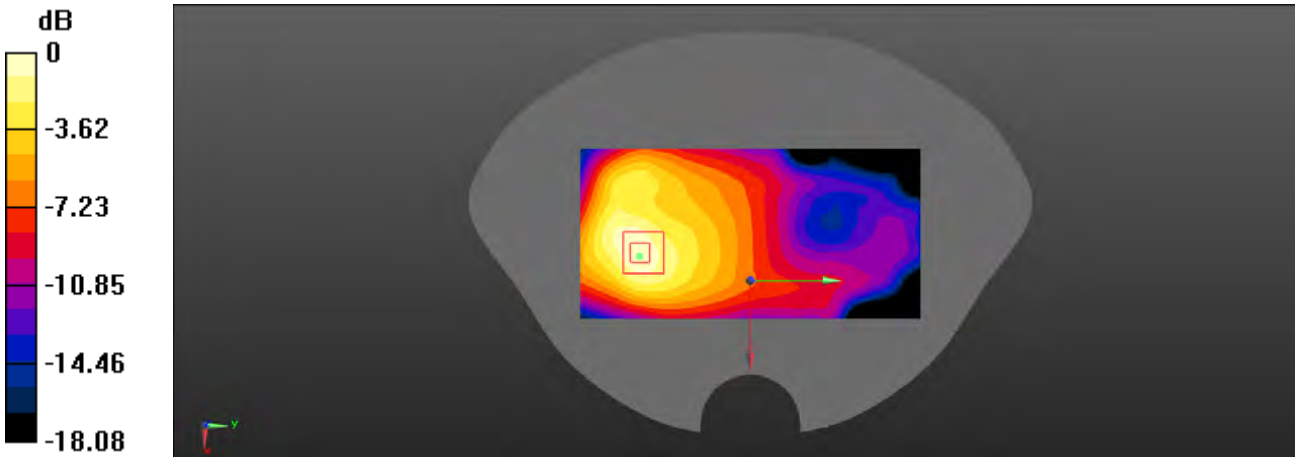

0 dB = 0.217 W/kg = -6.64 dBW/kg

115-4_LTE FDD Band 4_20M_QPSK_50%RB_0Offset_Body Front(10mm)_Ch20175

DUT: ART2 PRO

Communication System: UID 0, LTE (0); Frequency: 1732.5 MHz;Duty Cycle: 1:1
Medium: HSL1800 Medium parameters used (interpolated): f = 1732.5 MHz; σ = 1.331 S/m; ε_r = 40.112; ρ = 1000 kg/m^3

DASY5 Configuration:
- Probe: EX3DV4 - SN7520; ConvF(8.66, 8.66, 8.66) @ 1732.5 MHz; Calibrated: 11/16/2020
- Sensor-Surface: 1.4mm (Mechanical Surface Detection)
- Electronics: DAE4 Sn1561; Calibrated: 11/23/2020
- Phantom: Twin-SAM V8.0 (20deg probe tilt)-Right; Type: QD 000 P40 CB; Serial: 1368
- Measurement SW: DASY52, Version 52.10 (4);SEMCAD X Version 14.6.14 (7483)

Ch20175 50%RB/Area Scan (61x121x1): Interpolated grid: dx=1.500 mm, dy=1.500 mm
Maximum value of SAR (interpolated) = 0.183 W/kg

Ch20175 50%RB/Zoom Scan (5x5x7)/Cube 0: Measurement grid: dx=8mm, dy=8mm, dz=5mm
Reference Value = 11.96 V/m; Power Drift = -0.03 dB
Peak SAR (extrapolated) = 0.205 W/kg
SAR(1 g) = 0.130 W/kg; SAR(10 g) = 0.077 W/kg
Smallest distance from peaks to all points 3 dB below = 15.1 mm
Ratio of SAR at M2 to SAR at M1 = 65.2%
Maximum value of SAR (measured) = 0.180 W/kg

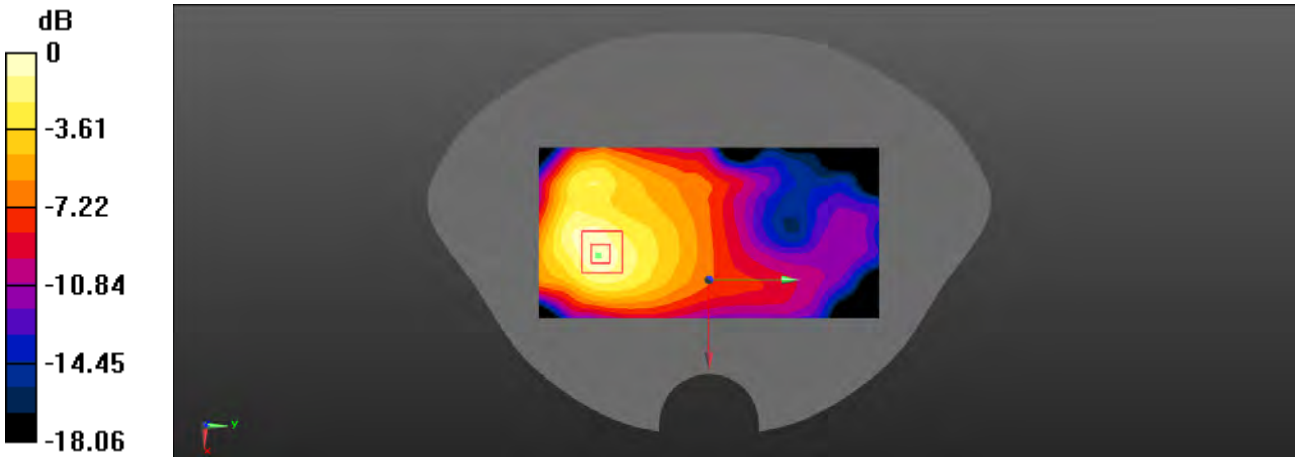

0 dB = 0.180 W/kg = -7.45 dBW/kg

116-2_LTE FDD Band 4_20M_QPSK_1RB_0Offset_Body Left(10mm)_Ch20175

DUT: ART2 PRO

Communication System: UID 0, LTE (0); Frequency: 1732.5 MHz;Duty Cycle: 1:1
Medium: HSL1800 Medium parameters used (interpolated): f = 1732.5 MHz; σ = 1.331 S/m; ε_r = 40.112; ρ = 1000 kg/m^3

DASY5 Configuration:
- Probe: EX3DV4 - SN7520; ConvF(8.66, 8.66, 8.66) @ 1732.5 MHz; Calibrated: 11/16/2020
- Sensor-Surface: 1.4mm (Mechanical Surface Detection)
- Electronics: DAE4 Sn1561; Calibrated: 11/23/2020
- Phantom: Twin-SAM V8.0 (20deg probe tilt)-Right; Type: QD 000 P40 CB; Serial: 1368
- Measurement SW: DASY52, Version 52.10 (4);SEMCAD X Version 14.6.14 (7483)

Ch20175/Area Scan (31x121x1): Interpolated grid: dx=1.500 mm, dy=1.500 mm
Maximum value of SAR (interpolated) = 0.0786 W/kg

Ch20175/Zoom Scan (5x5x7)/Cube 0: Measurement grid: dx=8mm, dy=8mm, dz=5mm
Reference Value = 7.337 V/m; Power Drift = 0.07 dB
Peak SAR (extrapolated) = 0.0920 W/kg
SAR(1 g) = 0.052 W/kg; SAR(10 g) = 0.030 W/kg
Smallest distance from peaks to all points 3 dB below: Larger than measurement grid
Ratio of SAR at M2 to SAR at M1 = 56.1%
Maximum value of SAR (measured) = 0.0775 W/kg

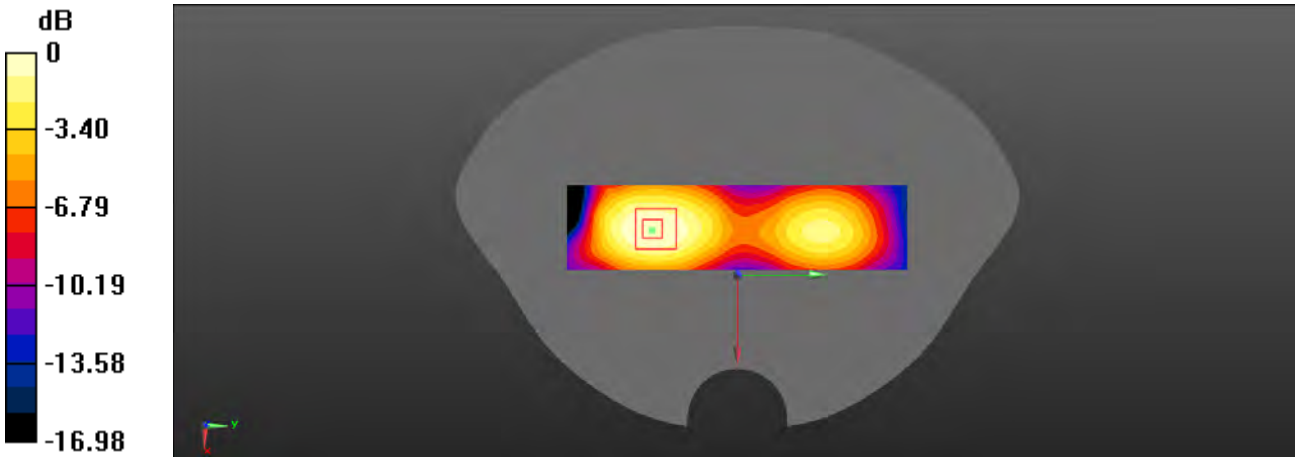

0 dB = 0.0775 W/kg = -11.11 dBW/kg

116-4_LTE FDD Band 4_20M_QPSK_50%RB_0Offset_Body Left(10mm)_Ch20175

DUT: ART2 PRO

Communication System: UID 0, LTE (0); Frequency: 1732.5 MHz;Duty Cycle: 1:1
Medium: HSL1800 Medium parameters used (interpolated): f = 1732.5 MHz; σ = 1.331 S/m; ε_r = 40.112; ρ = 1000 kg/m^3

DASY5 Configuration:
- Probe: EX3DV4 - SN7520; ConvF(8.66, 8.66, 8.66) @ 1732.5 MHz; Calibrated: 11/16/2020
- Sensor-Surface: 1.4mm (Mechanical Surface Detection)
- Electronics: DAE4 Sn1561; Calibrated: 11/23/2020
- Phantom: Twin-SAM V8.0 (20deg probe tilt)-Right; Type: QD 000 P40 CB; Serial: 1368
- Measurement SW: DASY52, Version 52.10 (4);SEMCAD X Version 14.6.14 (7483)

Ch20175 50%RB/Area Scan (31x121x1): Interpolated grid: dx=1.500 mm, dy=1.500 mm
Maximum value of SAR (interpolated) = 0.0614 W/kg

Ch20175 50%RB/Zoom Scan (5x5x7)/Cube 0: Measurement grid: dx=8mm, dy=8mm, dz=5mm
Reference Value = 6.651 V/m; Power Drift = 0.09 dB
Peak SAR (extrapolated) = 0.0750 W/kg
SAR(1 g) = 0.042 W/kg; SAR(10 g) = 0.024 W/kg
Smallest distance from peaks to all points 3 dB below: Larger than measurement grid
Ratio of SAR at M2 to SAR at M1 = 56%
Maximum value of SAR (measured) = 0.0622 W/kg

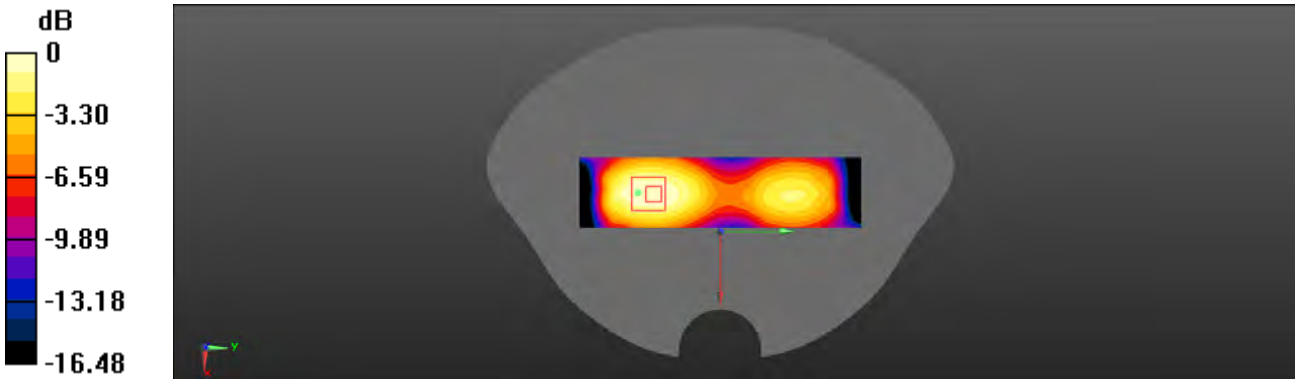

0 dB = 0.0622 W/kg = -12.06 dBW/kg

135-2_LTE FDD Band 4_20M_QPSK_50%RB_0Offset_Body Right(10mm)_Ch20175

DUT: ART2 PRO

Communication System: UID 0, LTE (0); Frequency: 1732.5 MHz;Duty Cycle: 1:1
Medium: HSL1800 Medium parameters used (interpolated): f = 1732.5 MHz; σ = 1.331 S/m; ε_r = 40.112; ρ = 1000 kg/m^3

DASY5 Configuration:
- Probe: EX3DV4 - SN7520; ConvF(8.66, 8.66, 8.66) @ 1732.5 MHz; Calibrated: 11/16/2020
- Sensor-Surface: 1.4mm (Mechanical Surface Detection)
- Electronics: DAE4 Sn1561; Calibrated: 11/23/2020
- Phantom: Twin-SAM V8.0 (20deg probe tilt)-Right; Type: QD 000 P40 CB; Serial: 1368
- Measurement SW: DASY52, Version 52.10 (4);SEMCAD X Version 14.6.14 (7483)

Ch20175 50%RB/Area Scan (31x121x1): Interpolated grid: dx=1.500 mm, dy=1.500 mm
Maximum value of SAR (interpolated) = 0.213 W/kg

Ch20175 50%RB/Zoom Scan (5x5x7)/Cube 0: Measurement grid: dx=8mm, dy=8mm, dz=5mm
Reference Value = 12.42 V/m; Power Drift = -0.02 dB
Peak SAR (extrapolated) = 0.235 W/kg
SAR(1 g) = 0.163 W/kg; SAR(10 g) = 0.117 W/kg
Smallest distance from peaks to all points 3 dB below: Larger than measurement grid
Ratio of SAR at M2 to SAR at M1 = 68.4%
Maximum value of SAR (measured) = 0.207 W/kg

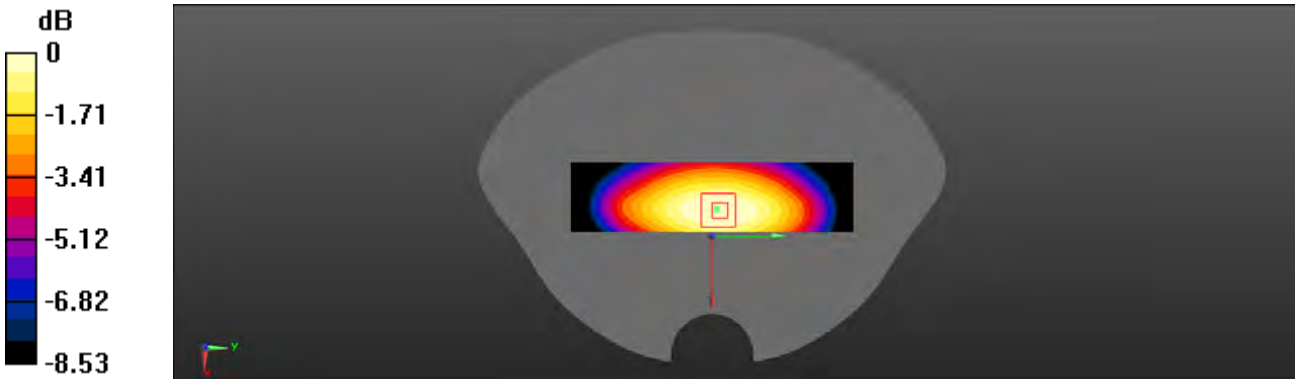

0 dB = 0.207 W/kg = -6.84 dBW/kg

117-2_LTE FDD Band 4_20M_QPSK_1RB_0Offset_Body Bottom(10mm)_Ch20175

DUT: ART2 PRO

Communication System: UID 0, LTE (0); Frequency: 1732.5 MHz;Duty Cycle: 1:1
Medium: HSL1800 Medium parameters used (interpolated): f = 1732.5 MHz; σ = 1.331 S/m; ε_r = 40.112; ρ = 1000 kg/m^3

DASY5 Configuration:
- Probe: EX3DV4 - SN7520; ConvF(8.66, 8.66, 8.66) @ 1732.5 MHz; Calibrated: 11/16/2020
- Sensor-Surface: 1.4mm (Mechanical Surface Detection)
- Electronics: DAE4 Sn1561; Calibrated: 11/23/2020
- Phantom: Twin-SAM V8.0 (20deg probe tilt)-Right; Type: QD 000 P40 CB; Serial: 1368
- Measurement SW: DASY52, Version 52.10 (4);SEMCAD X Version 14.6.14 (7483)

Ch20175/Area Scan (31x61x1): Interpolated grid: dx=1.500 mm, dy=1.500 mm
Maximum value of SAR (interpolated) = 0.350 W/kg

Ch20175/Zoom Scan (5x5x7)/Cube 0: Measurement grid: dx=8mm, dy=8mm, dz=5mm
Reference Value = 14.60 V/m; Power Drift = 0.04 dB
Peak SAR (extrapolated) = 0.406 W/kg
SAR(1 g) = 0.205 W/kg; SAR(10 g) = 0.110 W/kg
Smallest distance from peaks to all points 3 dB below = 11.6 mm
Ratio of SAR at M2 to SAR at M1 = 50.3%
Maximum value of SAR (measured) = 0.324 W/kg

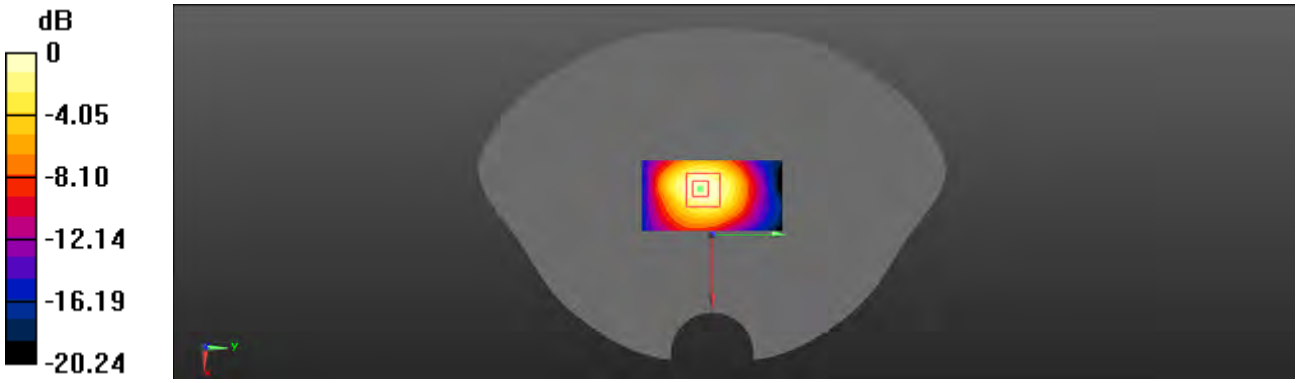

0 dB = 0.324 W/kg = -4.89 dBW/kg

117-4_LTE FDD Band 4_20M_QPSK_50%RB_0Offset_Body Bottom(10mm)_Ch20175

DUT: ART2 PRO

Communication System: UID 0, LTE (0); Frequency: 1732.5 MHz;Duty Cycle: 1:1
Medium: HSL1800 Medium parameters used (interpolated): f = 1732.5 MHz; σ = 1.331 S/m; ε_r = 40.112; ρ = 1000 kg/m^3

DASY5 Configuration:
- Probe: EX3DV4 - SN7520; ConvF(8.66, 8.66, 8.66) @ 1732.5 MHz; Calibrated: 11/16/2020
- Sensor-Surface: 1.4mm (Mechanical Surface Detection)
- Electronics: DAE4 Sn1561; Calibrated: 11/23/2020
- Phantom: Twin-SAM V8.0 (20deg probe tilt)-Right; Type: QD 000 P40 CB; Serial: 1368
- Measurement SW: DASY52, Version 52.10 (4);SEMCAD X Version 14.6.14 (7483)

Ch20175 50%RB/Area Scan (31x61x1): Interpolated grid: dx=1.500 mm, dy=1.500 mm
Maximum value of SAR (interpolated) = 0.316 W/kg

Ch20175 50%RB/Zoom Scan (5x5x7)/Cube 0: Measurement grid: dx=8mm, dy=8mm, dz=5mm
Reference Value = 13.99 V/m; Power Drift = 0.07 dB
Peak SAR (extrapolated) = 0.378 W/kg
SAR(1 g) = 0.189 W/kg; SAR(10 g) = 0.101 W/kg
Smallest distance from peaks to all points 3 dB below = 11.3 mm
Ratio of SAR at M2 to SAR at M1 = 50.8%
Maximum value of SAR (measured) = 0.296 W/kg

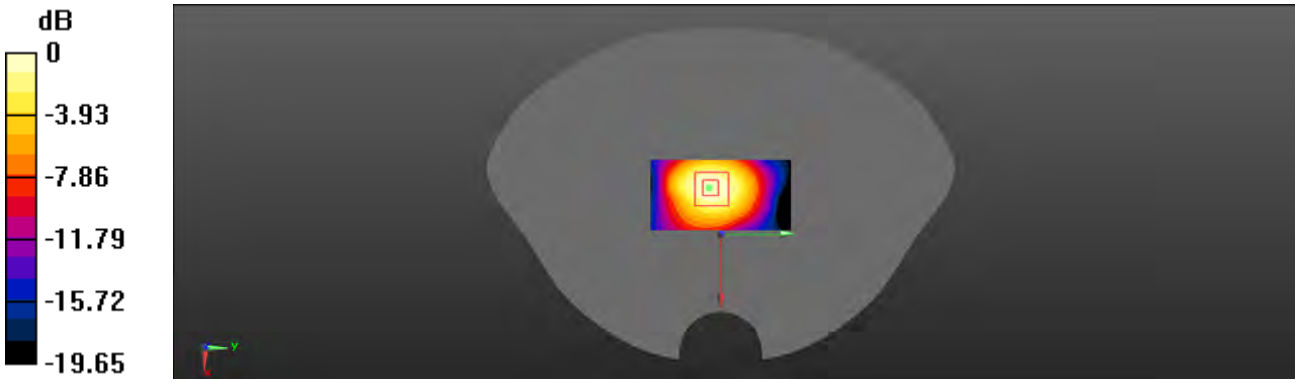

0 dB = 0.296 W/kg = -5.29 dBW/kg

1-4_LTE FDD Band 7_20M_QPSK_50%RB_0Offset_Head Left Cheek_Ch21100

DUT: ART2 PRO

Communication System: UID 0, LTE (0); Frequency: 2535 MHz;Duty Cycle: 1:1
Medium: HSL2600 Medium parameters used: f = 2535 MHz; σ = 1.865 S/m; ε_r = 38.985; ρ = 1000 kg/m^3

DASY5 Configuration:
- Probe: EX3DV4 - SN7520; ConvF(7.43, 7.43, 7.43) @ 2535 MHz; Calibrated: 11/16/2020
- Sensor-Surface: 1.4mm (Mechanical Surface Detection)
- Electronics: DAE4 Sn1561; Calibrated: 11/23/2020
- Phantom: Twin-SAM V8.0 (20deg probe tilt)-Right; Type: QD 000 P40 CB; Serial: 1368
- Measurement SW: DASY52, Version 52.10 (4);SEMCAD X Version 14.6.14 (7483)

Ch21100 50%RB/Area Scan (71x141x1): Interpolated grid: dx=1.200 mm, dy=1.200 mm
Maximum value of SAR (interpolated) = 0.387 W/kg

Ch21100 50%RB/Zoom Scan (7x7x7)/Cube 0: Measurement grid: dx=5mm, dy=5mm, dz=5mm
Reference Value = 11.66 V/m; Power Drift = -0.02 dB
Peak SAR (extrapolated) = 0.468 W/kg
SAR(1 g) = 0.244 W/kg; SAR(10 g) = 0.126 W/kg
Smallest distance from peaks to all points 3 dB below = 10.4 mm
Ratio of SAR at M2 to SAR at M1 = 53.1%
Maximum value of SAR (measured) = 0.374 W/kg

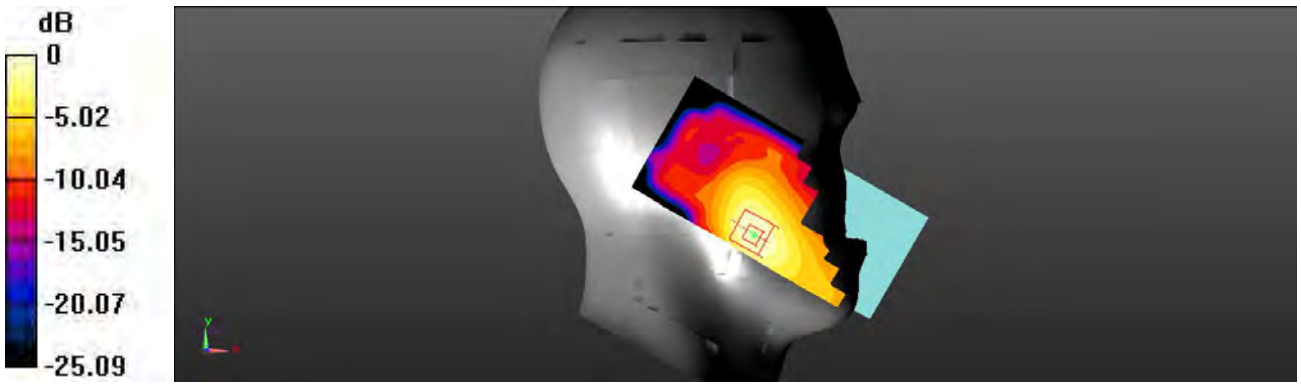

0 dB = 0.374 W/kg = -4.27 dBW/kg

2_LTE FDD Band 7_20M_QPSK_1RB_0Offset_Head Left Tilt_Ch21100

DUT: ART2 PRO

Communication System: UID 0, LTE (0); Frequency: 2535 MHz;Duty Cycle: 1:1
Medium: HSL2600 Medium parameters used: f = 2535 MHz; σ = 1.865 S/m; ε_r = 38.985; ρ = 1000 kg/m^3

DASY5 Configuration:
- Probe: EX3DV4 - SN7520; ConvF(7.43, 7.43, 7.43) @ 2535 MHz; Calibrated: 11/16/2020
- Sensor-Surface: 1.4mm (Mechanical Surface Detection)
- Electronics: DAE4 Sn1561; Calibrated: 11/23/2020
- Phantom: Twin-SAM V8.0 (20deg probe tilt)-Right; Type: QD 000 P40 CB; Serial: 1368
- Measurement SW: DASY52, Version 52.10 (4);SEMCAD X Version 14.6.14 (7483)

Ch21100/Area Scan (71x141x1): Interpolated grid: dx=1.200 mm, dy=1.200 mm
Maximum value of SAR (interpolated) = 0.203 W/kg

Ch21100/Zoom Scan (7x7x7)/Cube 0: Measurement grid: dx=5mm, dy=5mm, dz=5mm
Reference Value = 10.24 V/m; Power Drift = 0.04 dB
Peak SAR (extrapolated) = 0.249 W/kg
SAR(1 g) = 0.131 W/kg; SAR(10 g) = 0.067 W/kg
Smallest distance from peaks to all points 3 dB below = 12 mm
Ratio of SAR at M2 to SAR at M1 = 49.6%
Maximum value of SAR (measured) = 0.201 W/kg

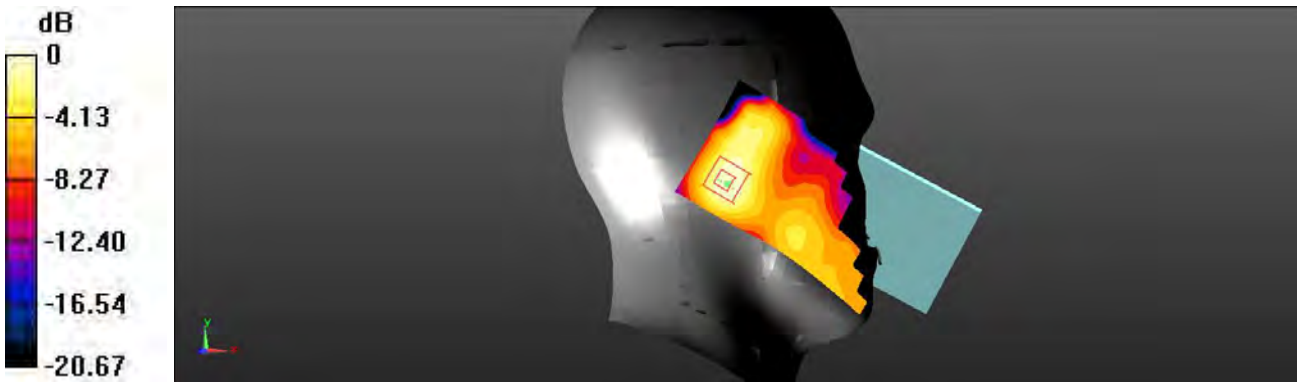

0 dB = 0.201 W/kg = -6.97 dBW/kg

2-4_LTE FDD Band 7_20M_QPSK_50%RB_0Offset_Head Left Tilt_Ch21100

DUT: ART2 PRO

Communication System: UID 0, LTE (0); Frequency: 2535 MHz;Duty Cycle: 1:1
Medium: HSL2600 Medium parameters used: f = 2535 MHz; σ = 1.865 S/m; ε_r = 38.985; ρ = 1000 kg/m^3

DASY5 Configuration:
- Probe: EX3DV4 - SN7520; ConvF(7.43, 7.43, 7.43) @ 2535 MHz; Calibrated: 11/16/2020
- Sensor-Surface: 1.4mm (Mechanical Surface Detection)
- Electronics: DAE4 Sn1561; Calibrated: 11/23/2020
- Phantom: Twin-SAM V8.0 (20deg probe tilt)-Right; Type: QD 000 P40 CB; Serial: 1368
- Measurement SW: DASY52, Version 52.10 (4);SEMCAD X Version 14.6.14 (7483)

Ch21100 50%RB/Area Scan (71x141x1): Interpolated grid: dx=1.200 mm, dy=1.200 mm
Maximum value of SAR (interpolated) = 0.153 W/kg

Ch21100 50%RB/Zoom Scan (7x7x7)/Cube 0: Measurement grid: dx=5mm, dy=5mm, dz=5mm
Reference Value = 8.856 V/m; Power Drift = 0.16 dB
Peak SAR (extrapolated) = 0.186 W/kg
SAR(1 g) = 0.098 W/kg; SAR(10 g) = 0.049 W/kg
Smallest distance from peaks to all points 3 dB below = 11.6 mm
Ratio of SAR at M2 to SAR at M1 = 52.7%
Maximum value of SAR (measured) = 0.152 W/kg

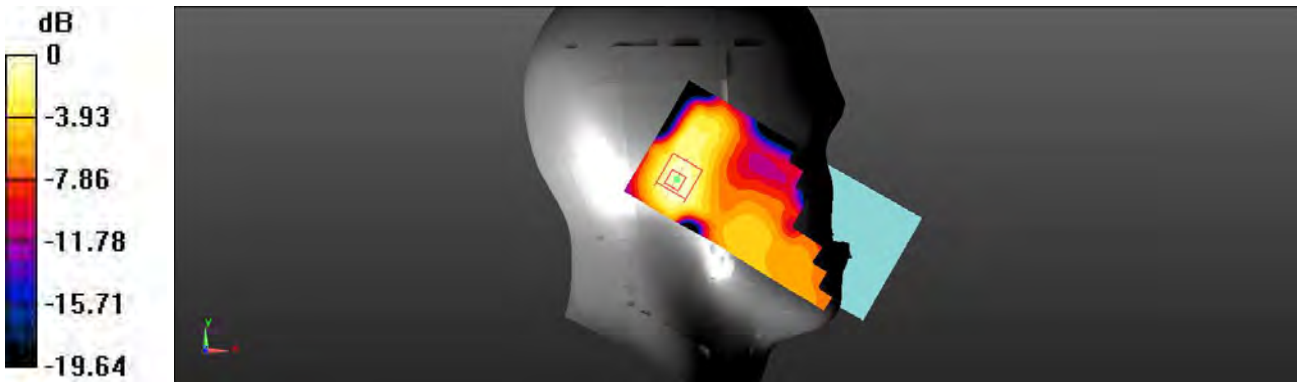

0 dB = 0.152 W/kg = -8.18 dBW/kg

3_LTE FDD Band 7_20M_QPSK_1RB_0Offset_Head Right Cheek_Ch21100

DUT: ART2 PRO

Communication System: UID 0, LTE (0); Frequency: 2535 MHz;Duty Cycle: 1:1
Medium: HSL2600 Medium parameters used: f = 2535 MHz; σ = 1.865 S/m; ε_r = 38.985; ρ = 1000 kg/m^3

DASY5 Configuration:
- Probe: EX3DV4 - SN7520; ConvF(7.43, 7.43, 7.43) @ 2535 MHz; Calibrated: 11/16/2020
- Sensor-Surface: 1.4mm (Mechanical Surface Detection)
- Electronics: DAE4 Sn1561; Calibrated: 11/23/2020
- Phantom: Twin-SAM V8.0 (20deg probe tilt)-Right; Type: QD 000 P40 CB; Serial: 1368
- Measurement SW: DASY52, Version 52.10 (4);SEMCAD X Version 14.6.14 (7483)

Ch21100/Area Scan (71x141x1): Interpolated grid: dx=1.200 mm, dy=1.200 mm
Maximum value of SAR (interpolated) = 0.288 W/kg

Ch21100/Zoom Scan (7x7x7)/Cube 0: Measurement grid: dx=5mm, dy=5mm, dz=5mm
Reference Value = 12.11 V/m; Power Drift = 0.16 dB
Peak SAR (extrapolated) = 0.343 W/kg
SAR(1 g) = 0.191 W/kg; SAR(10 g) = 0.102 W/kg
Smallest distance from peaks to all points 3 dB below = 17.4 mm
Ratio of SAR at M2 to SAR at M1 = 54.5%
Maximum value of SAR (measured) = 0.288 W/kg

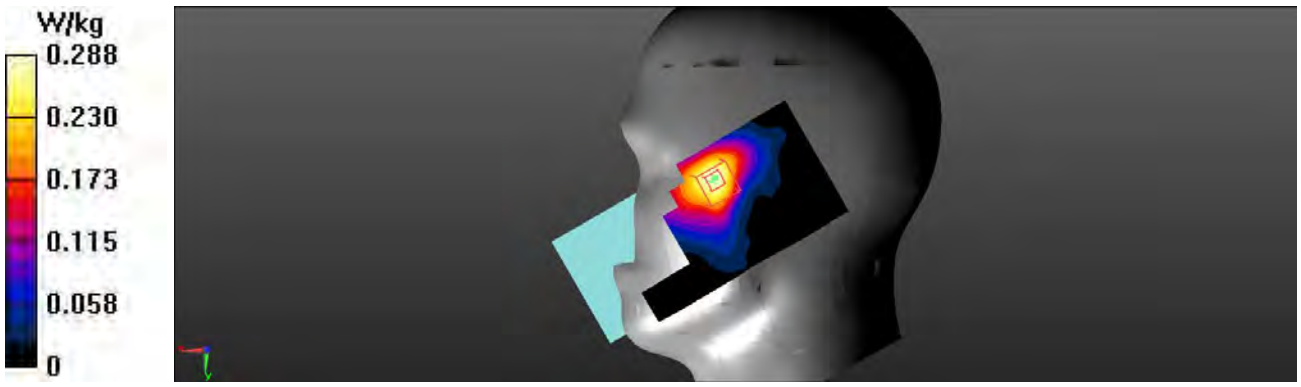

3-4_LTE FDD Band 7_20M_QPSK_50%RB_0Offset_Head Right Cheek_Ch21100

DUT: ART2 PRO

Communication System: UID 0, LTE (0); Frequency: 2535 MHz;Duty Cycle: 1:1
Medium: HSL2600 Medium parameters used: f = 2535 MHz; σ = 1.865 S/m; ε_r = 38.985; ρ = 1000 kg/m^3

DASY5 Configuration:
- Probe: EX3DV4 - SN7520; ConvF(7.43, 7.43, 7.43) @ 2535 MHz; Calibrated: 11/16/2020
- Sensor-Surface: 1.4mm (Mechanical Surface Detection)
- Electronics: DAE4 Sn1561; Calibrated: 11/23/2020
- Phantom: Twin-SAM V8.0 (20deg probe tilt)-Right; Type: QD 000 P40 CB; Serial: 1368
- Measurement SW: DASY52, Version 52.10 (4);SEMCAD X Version 14.6.14 (7483)

Ch21100 50%RB/Area Scan (71x141x1): Interpolated grid: dx=1.200 mm, dy=1.200 mm
Maximum value of SAR (interpolated) = 0.208 W/kg

Ch21100 50%RB/Zoom Scan (7x7x7)/Cube 0: Measurement grid: dx=5mm, dy=5mm, dz=5mm
Reference Value = 10.35 V/m; Power Drift = 0.1 dB
Peak SAR (extrapolated) = 0.258 W/kg
SAR(1 g) = 0.136 W/kg; SAR(10 g) = 0.071 W/kg
Smallest distance from peaks to all points 3 dB below = 15.7 mm
Ratio of SAR at M2 to SAR at M1 = 52.6%
Maximum value of SAR (measured) = 0.214 W/kg

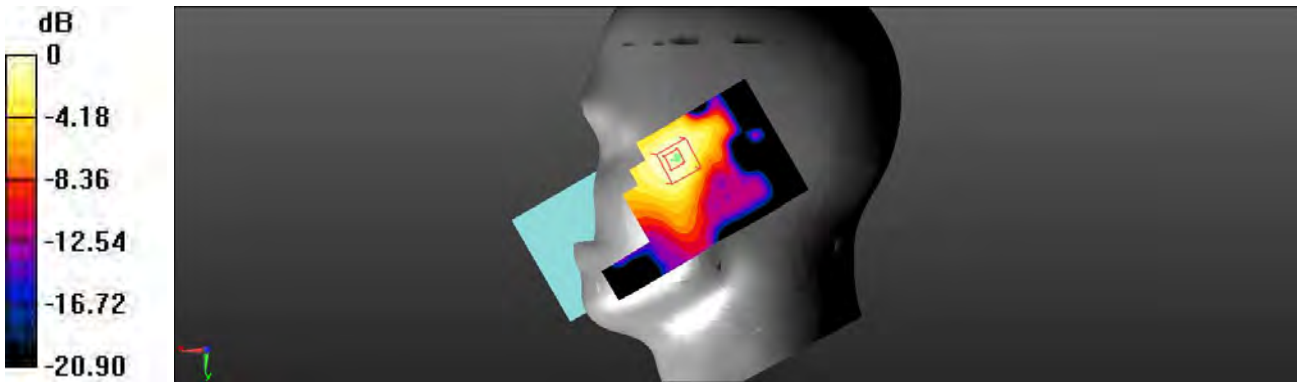

0 dB = 0.214 W/kg = -6.70 dBW/kg

4_LTE FDD Band 7_20M_QPSK_1RB_0Offset_Head Right Tilt_Ch21100

DUT: ART2 PRO

Communication System: UID 0, LTE (0); Frequency: 2535 MHz;Duty Cycle: 1:1
Medium: HSL2600 Medium parameters used: f = 2535 MHz; σ = 1.865 S/m; ε_r = 38.985; ρ = 1000 kg/m^3

DASY5 Configuration:
- Probe: EX3DV4 - SN7520; ConvF(7.43, 7.43, 7.43) @ 2535 MHz; Calibrated: 11/16/2020
- Sensor-Surface: 1.4mm (Mechanical Surface Detection)
- Electronics: DAE4 Sn1561; Calibrated: 11/23/2020
- Phantom: Twin-SAM V8.0 (20deg probe tilt)-Right; Type: QD 000 P40 CB; Serial: 1368
- Measurement SW: DASY52, Version 52.10 (4);SEMCAD X Version 14.6.14 (7483)

Ch21100/Area Scan (71x141x1): Interpolated grid: dx=1.200 mm, dy=1.200 mm
Maximum value of SAR (interpolated) = 0.293 W/kg

Ch21100/Zoom Scan (7x7x7)/Cube 0: Measurement grid: dx=5mm, dy=5mm, dz=5mm
Reference Value = 12.70 V/m; Power Drift = 0.05 dB
Peak SAR (extrapolated) = 0.349 W/kg
SAR(1 g) = 0.193 W/kg; SAR(10 g) = 0.098 W/kg
Smallest distance from peaks to all points 3 dB below = 12.9 mm
Ratio of SAR at M2 to SAR at M1 = 54.1%
Maximum value of SAR (measured) = 0.294 W/kg



4-4_LTE FDD Band 7_20M_QPSK_50%RB_0Offset_Head Right Tilt_Ch21100

DUT: ART2 PRO

Communication System: UID 0, LTE (0); Frequency: 2535 MHz;Duty Cycle: 1:1
Medium: HSL2600 Medium parameters used: f = 2535 MHz; σ = 1.865 S/m; ε_r = 38.985; ρ = 1000 kg/m^3

DASY5 Configuration:
- Probe: EX3DV4 - SN7520; ConvF(7.43, 7.43, 7.43) @ 2535 MHz; Calibrated: 11/16/2020
- Sensor-Surface: 1.4mm (Mechanical Surface Detection)
- Electronics: DAE4 Sn1561; Calibrated: 11/23/2020
- Phantom: Twin-SAM V8.0 (20deg probe tilt)-Right; Type: QD 000 P40 CB; Serial: 1368
- Measurement SW: DASY52, Version 52.10 (4);SEMCAD X Version 14.6.14 (7483)

Ch21100 50%RB/Area Scan (71x141x1): Interpolated grid: dx=1.200 mm, dy=1.200 mm
Maximum value of SAR (interpolated) = 0.220 W/kg

Ch21100 50%RB/Zoom Scan (7x7x7)/Cube 0: Measurement grid: dx=5mm, dy=5mm, dz=5mm
Reference Value = 10.96 V/m; Power Drift = 0.10 dB
Peak SAR (extrapolated) = 0.268 W/kg
SAR(1 g) = 0.148 W/kg; SAR(10 g) = 0.074 W/kg
Smallest distance from peaks to all points 3 dB below = 12.3 mm
Ratio of SAR at M2 to SAR at M1 = 56.6%
Maximum value of SAR (measured) = 0.219 W/kg

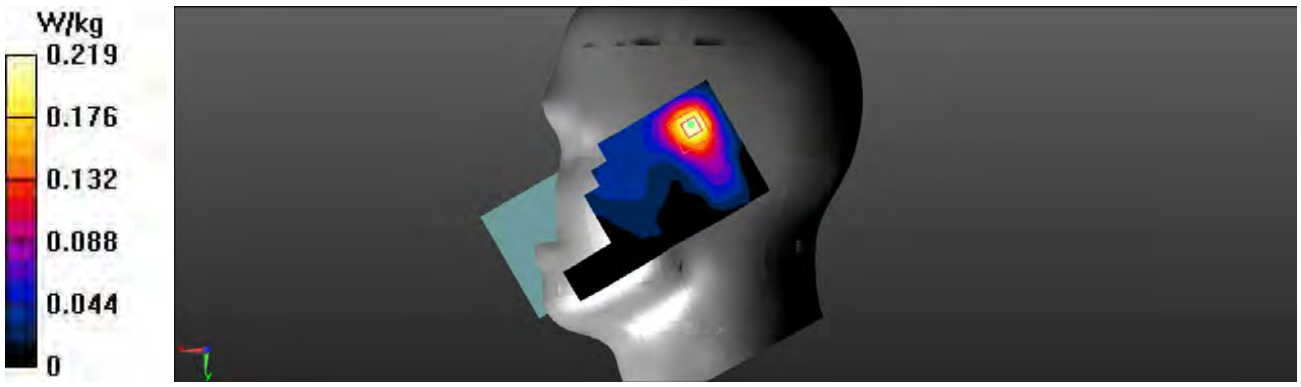

6_LTE FDD Band 7_20M_QPSK_1RB_0Offset_Body Left(10mm)_Ch21100

DUT: ART2 PRO

Communication System: UID 0, LTE (0); Frequency: 2535 MHz;Duty Cycle: 1:1
Medium: HSL2600 Medium parameters used: f = 2535 MHz; σ = 1.864 S/m; ε_r = 38.999; ρ = 1000 kg/m^3

DASY5 Configuration:
- Probe: EX3DV4 - SN7520; ConvF(7.43, 7.43, 7.43) @ 2535 MHz; Calibrated: 11/16/2020
- Sensor-Surface: 1.4mm (Mechanical Surface Detection)
- Electronics: DAE4 Sn1561; Calibrated: 11/23/2020
- Phantom: Twin-SAM V8.0 (20deg probe tilt)-Right; Type: QD 000 P40 CB; Serial: 1368
- Measurement SW: DASY52, Version 52.10 (4);SEMCAD X Version 14.6.14 (7483)

Ch21100/Area Scan (21x151x1): Interpolated grid: dx=1.200 mm, dy=1.200 mm
Maximum value of SAR (interpolated) = 0.596 W/kg

Ch21100/Zoom Scan (7x7x7)/Cube 0: Measurement grid: dx=5mm, dy=5mm, dz=5mm
Reference Value = 18.37 V/m; Power Drift = 0.03 dB
Peak SAR (extrapolated) = 0.738 W/kg
SAR(1 g) = 0.352 W/kg; SAR(10 g) = 0.177 W/kg
Smallest distance from peaks to all points 3 dB below = 14 mm
Ratio of SAR at M2 to SAR at M1 = 45.7%
Maximum value of SAR (measured) = 0.581 W/kg

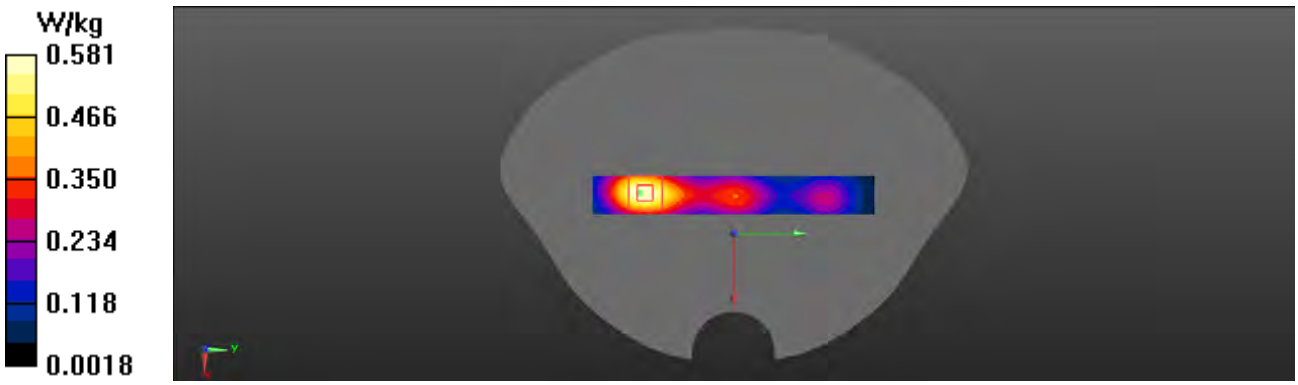

6-4_LTE FDD Band 7_20M_QPSK_50%RB_0Offset_Body Left(10mm)_Ch21100

DUT: ART2 PRO

Communication System: UID 0, LTE (0); Frequency: 2535 MHz;Duty Cycle: 1:1
Medium: HSL2600 Medium parameters used: f = 2535 MHz; σ = 1.864 S/m; ε_r = 38.999; ρ = 1000 kg/m^3

DASY5 Configuration:
- Probe: EX3DV4 - SN7520; ConvF(7.43, 7.43, 7.43) @ 2535 MHz; Calibrated: 11/16/2020
- Sensor-Surface: 1.4mm (Mechanical Surface Detection)
- Electronics: DAE4 Sn1561; Calibrated: 11/23/2020
- Phantom: Twin-SAM V8.0 (20deg probe tilt)-Right; Type: QD 000 P40 CB; Serial: 1368
- Measurement SW: DASY52, Version 52.10 (4);SEMCAD X Version 14.6.14 (7483)

Ch21100 50%RB/Area Scan (21x151x1): Interpolated grid: dx=1.200 mm, dy=1.200 mm
Maximum value of SAR (interpolated) = 0.444 W/kg

Ch21100 50%RB/Zoom Scan (7x7x7)/Cube 0: Measurement grid: dx=5mm, dy=5mm, dz=5mm
Reference Value = 15.81 V/m; Power Drift = -0.07 dB
Peak SAR (extrapolated) = 0.545 W/kg
SAR(1 g) = 0.259 W/kg; SAR(10 g) = 0.130 W/kg
Smallest distance from peaks to all points 3 dB below = 14 mm
Ratio of SAR at M2 to SAR at M1 = 45.6%
Maximum value of SAR (measured) = 0.428 W/kg

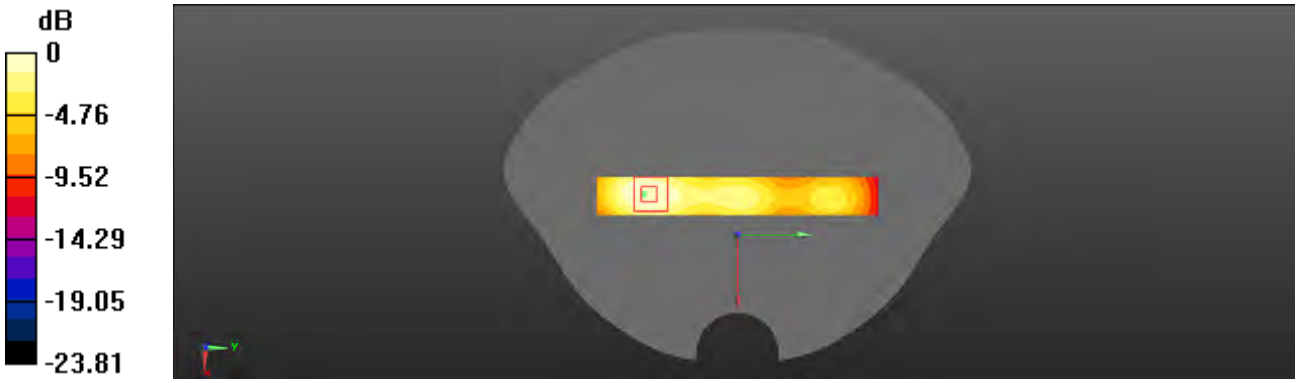

0 dB = 0.428 W/kg = -3.69 dBW/kg

136_LTE FDD Band 7_20M_QPSK_1RB_0Offset_Body Right(10mm)_Ch21100

DUT: ART2 PRO

Communication System: UID 0, LTE (0); Frequency: 2535 MHz;Duty Cycle: 1:1
Medium: HSL2600 Medium parameters used: f = 2535 MHz; σ = 1.864 S/m; ε_r = 38.999; ρ = 1000 kg/m^3

DASY5 Configuration:
- Probe: EX3DV4 - SN7520; ConvF(7.43, 7.43, 7.43) @ 2535 MHz; Calibrated: 11/16/2020
- Sensor-Surface: 1.4mm (Mechanical Surface Detection)
- Electronics: DAE4 Sn1561; Calibrated: 11/23/2020
- Phantom: Twin-SAM V8.0 (20deg probe tilt)-Right; Type: QD 000 P40 CB; Serial: 1368
- Measurement SW: DASY52, Version 52.10 (4);SEMCAD X Version 14.6.14 (7483)

Ch21100/Area Scan (31x121x1): Interpolated grid: dx=1.500 mm, dy=1.500 mm
Maximum value of SAR (interpolated) = 0.435 W/kg

Ch21100/Zoom Scan (5x5x7)/Cube 0: Measurement grid: dx=8mm, dy=8mm, dz=5mm
Reference Value = 15.40 V/m; Power Drift = -0.13 dB
Peak SAR (extrapolated) = 0.483 W/kg
SAR(1 g) = 0.335 W/kg; SAR(10 g) = 0.240 W/kg
Smallest distance from peaks to all points 3 dB below: Larger than measurement grid
Ratio of SAR at M2 to SAR at M1 = 70%
Maximum value of SAR (measured) = 0.428 W/kg

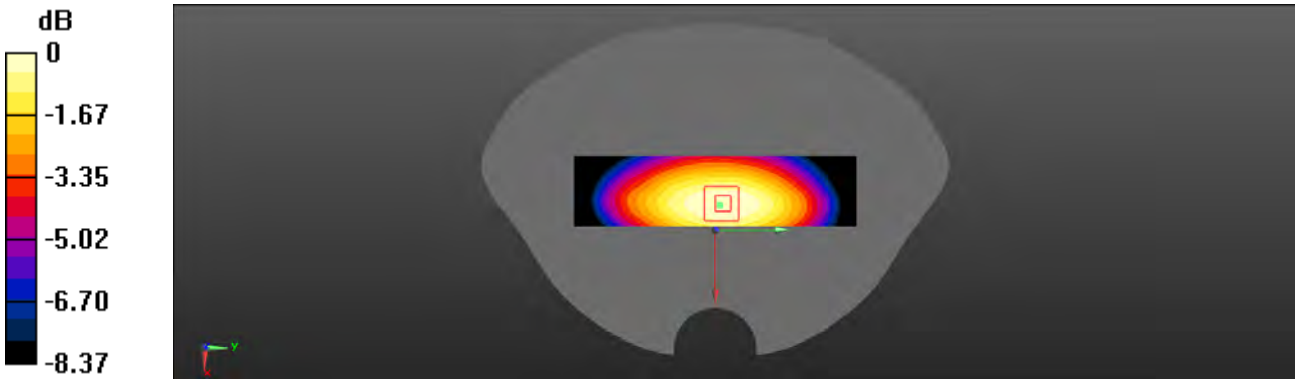

0 dB = 0.428 W/kg = -3.69 dBW/kg

136-4_LTE FDD Band 7_20M_QPSK_50%RB_0Offset_Body Right(10mm)_Ch21100

DUT: ART2 PRO

Communication System: UID 0, LTE (0); Frequency: 2535 MHz;Duty Cycle: 1:1
Medium: HSL2600 Medium parameters used: f = 2535 MHz; σ = 1.864 S/m; ε_r = 38.999; ρ = 1000 kg/m^3

DASY5 Configuration:
- Probe: EX3DV4 - SN7520; ConvF(7.43, 7.43, 7.43) @ 2535 MHz; Calibrated: 11/16/2020
- Sensor-Surface: 1.4mm (Mechanical Surface Detection)
- Electronics: DAE4 Sn1561; Calibrated: 11/23/2020
- Phantom: Twin-SAM V8.0 (20deg probe tilt)-Right; Type: QD 000 P40 CB; Serial: 1368
- Measurement SW: DASY52, Version 52.10 (4);SEMCAD X Version 14.6.14 (7483)

Ch21100 50%RB/Area Scan (31x121x1): Interpolated grid: dx=1.500 mm, dy=1.500 mm
Maximum value of SAR (interpolated) = 0.341 W/kg

Ch21100 50%RB/Zoom Scan (5x5x7)/Cube 0: Measurement grid: dx=8mm, dy=8mm, dz=5mm
Reference Value = 13.31 V/m; Power Drift = -0.02 dB
Peak SAR (extrapolated) = 0.375 W/kg
SAR(1 g) = 0.261 W/kg; SAR(10 g) = 0.187 W/kg
Smallest distance from peaks to all points 3 dB below: Larger than measurement grid
Ratio of SAR at M2 to SAR at M1 = 68.8%
Maximum value of SAR (measured) = 0.331 W/kg

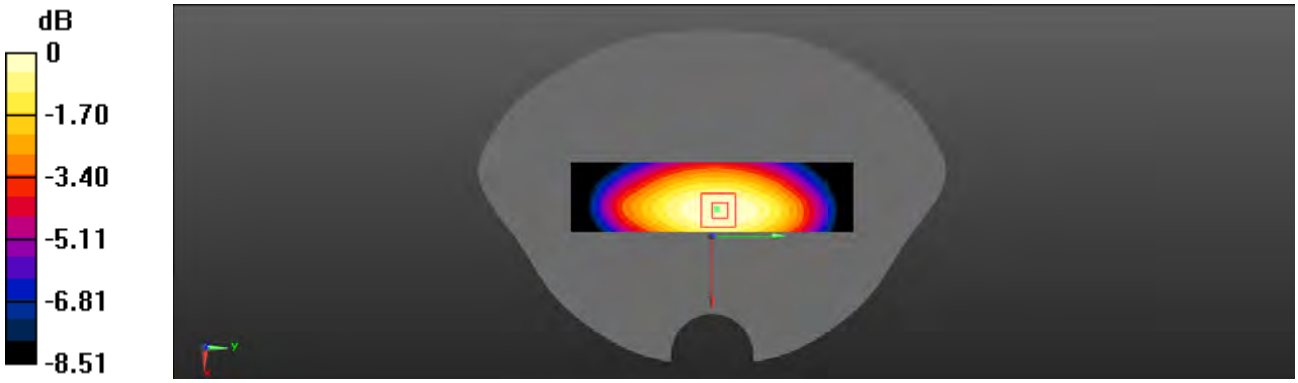

0 dB = 0.331 W/kg = -4.80 dBW/kg

8_LTE FDD Band 7_20M_QPSK_1RB_0Offset_Body Bottom(10mm)_Ch21100

DUT: ART2 PRO

Communication System: UID 0, LTE (0); Frequency: 2535 MHz;Duty Cycle: 1:1
Medium: HSL2600 Medium parameters used: f = 2535 MHz; σ = 1.864 S/m; ε_r = 38.999; ρ = 1000 kg/m^3

DASY5 Configuration:
- Probe: EX3DV4 - SN7520; ConvF(7.43, 7.43, 7.43) @ 2535 MHz; Calibrated: 11/16/2020
- Sensor-Surface: 1.4mm (Mechanical Surface Detection)
- Electronics: DAE4 Sn1561; Calibrated: 11/23/2020
- Phantom: Twin-SAM V8.0 (20deg probe tilt)-Right; Type: QD 000 P40 CB; Serial: 1368
- Measurement SW: DASY52, Version 52.10 (4);SEMCAD X Version 14.6.14 (7483)

Ch21100/Area Scan (21x71x1): Interpolated grid: dx=1.200 mm, dy=1.200 mm
Maximum value of SAR (interpolated) = 0.645 W/kg

Ch21100/Zoom Scan (7x7x7)/Cube 0: Measurement grid: dx=5mm, dy=5mm, dz=5mm
Reference Value = 18.14 V/m; Power Drift = 0.06 dB
Peak SAR (extrapolated) = 0.855 W/kg
SAR(1 g) = 0.355 W/kg; SAR(10 g) = 0.151 W/kg
Smallest distance from peaks to all points 3 dB below = 8 mm
Ratio of SAR at M2 to SAR at M1 = 42.3%
Maximum value of SAR (measured) = 0.659 W/kg

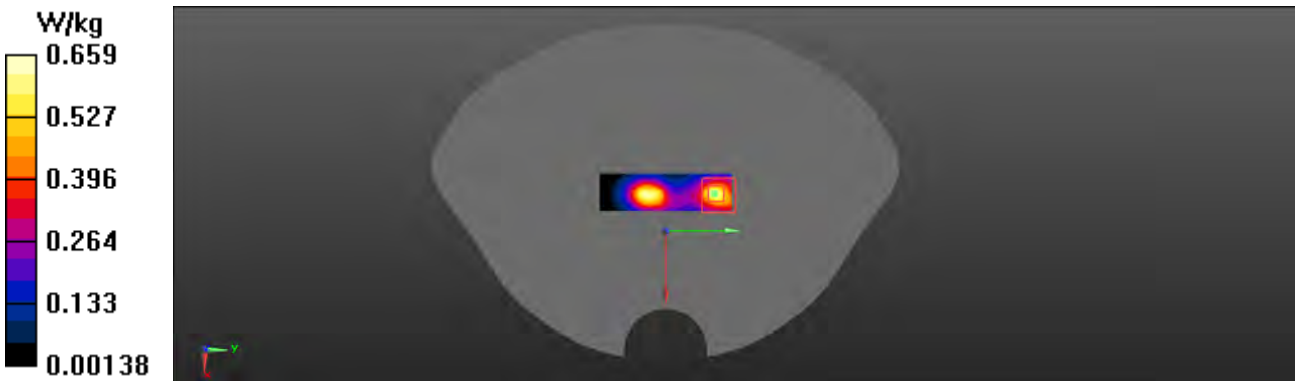

8-4_LTE FDD Band 7_20M_QPSK_50%RB_0Offset_Body Bottom(10mm)_Ch21100

DUT: ART2 PRO

Communication System: UID 0, LTE (0); Frequency: 2535 MHz;Duty Cycle: 1:1
Medium: HSL2600 Medium parameters used: f = 2535 MHz; σ = 1.864 S/m; ε_r = 38.999; ρ = 1000 kg/m^3

DASY5 Configuration:
- Probe: EX3DV4 - SN7520; ConvF(7.43, 7.43, 7.43) @ 2535 MHz; Calibrated: 11/16/2020
- Sensor-Surface: 1.4mm (Mechanical Surface Detection)
- Electronics: DAE4 Sn1561; Calibrated: 11/23/2020
- Phantom: Twin-SAM V8.0 (20deg probe tilt)-Right; Type: QD 000 P40 CB; Serial: 1368
- Measurement SW: DASY52, Version 52.10 (4);SEMCAD X Version 14.6.14 (7483)

Ch21100 50%RB/Area Scan (21x71x1): Interpolated grid: dx=1.200 mm, dy=1.200 mm
Maximum value of SAR (interpolated) = 0.639 W/kg

Ch21100 50%RB/Zoom Scan (7x7x7)/Cube 0: Measurement grid: dx=5mm, dy=5mm, dz=5mm
Reference Value = 18.09 V/m; Power Drift = -0.06 dB
Peak SAR (extrapolated) = 0.829 W/kg
SAR(1 g) = 0.341 W/kg; SAR(10 g) = 0.143 W/kg
Smallest distance from peaks to all points 3 dB below = 7.6 mm
Ratio of SAR at M2 to SAR at M1 = 42.1%
Maximum value of SAR (measured) = 0.628 W/kg

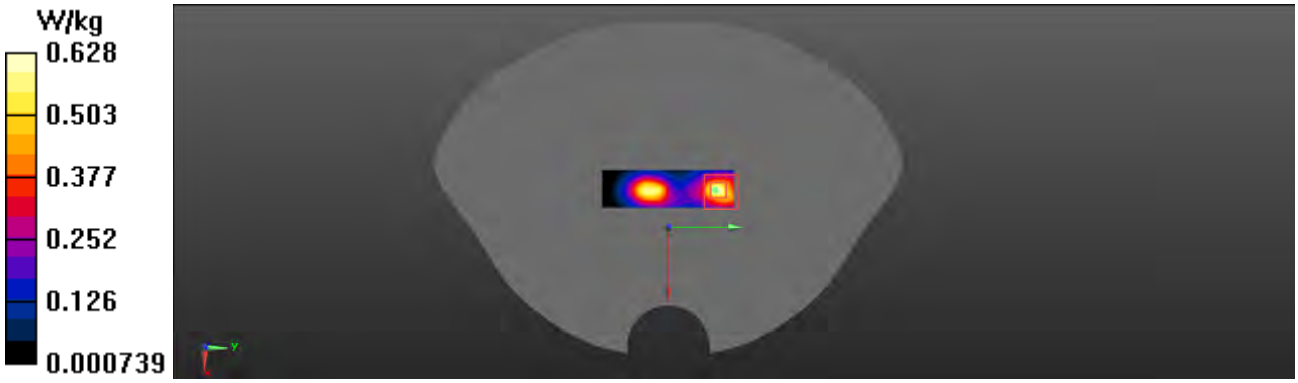

15-4_LTE FDD Band 7_20M_QPSK_50%RB_0Offset_Body Back(10mm)_Ch21100

DUT: ART2 PRO

Communication System: UID 0, LTE (0); Frequency: 2535 MHz;Duty Cycle: 1:1
Medium: HSL2600 Medium parameters used: f = 2535 MHz; σ = 1.864 S/m; ε_r = 38.999; ρ = 1000 kg/m^3

DASY5 Configuration:
- Probe: EX3DV4 - SN7520; ConvF(7.43, 7.43, 7.43) @ 2535 MHz; Calibrated: 11/16/2020
- Sensor-Surface: 1.4mm (Mechanical Surface Detection)
- Electronics: DAE4 Sn1561; Calibrated: 11/23/2020
- Phantom: Twin-SAM V8.0 (20deg probe tilt)-Right; Type: QD 000 P40 CB; Serial: 1368
- Measurement SW: DASY52, Version 52.10 (4);SEMCAD X Version 14.6.14 (7483)

Ch21100 50%RB/Area Scan (71x151x1): Interpolated grid: dx=1.200 mm, dy=1.200 mm
Maximum value of SAR (interpolated) = 0.478 W/kg

Ch21100 50%RB/Zoom Scan (7x7x7)/Cube 0: Measurement grid: dx=5mm, dy=5mm, dz=5mm
Reference Value = 11.23 V/m; Power Drift = -0.10 dB
Peak SAR (extrapolated) = 0.580 W/kg
SAR(1 g) = 0.266 W/kg; SAR(10 g) = 0.134 W/kg
Smallest distance from peaks to all points 3 dB below = 10.4 mm
Ratio of SAR at M2 to SAR at M1 = 44.9%
Maximum value of SAR (measured) = 0.457 W/kg

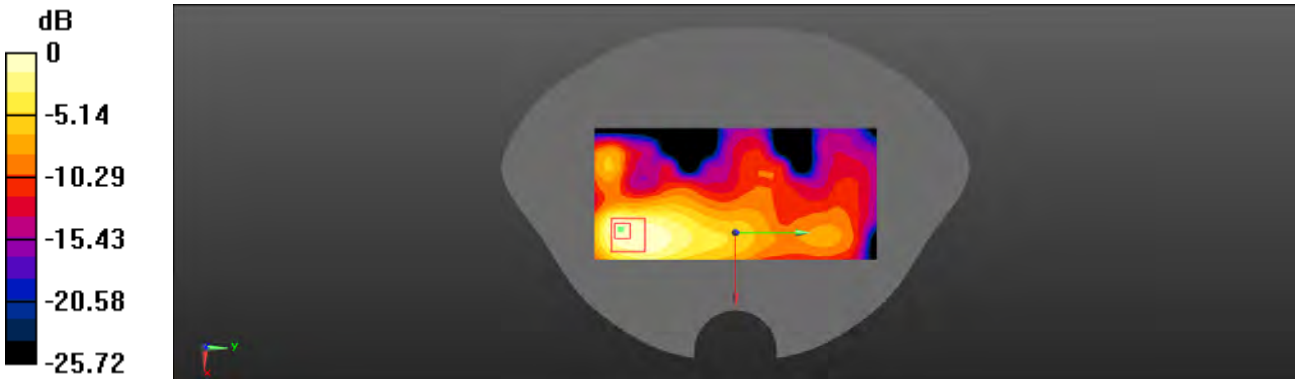

0 dB = 0.457 W/kg = -3.40 dBW/kg

16_LTE FDD Band 7_20M_QPSK_1RB_0Offset_Body Front(10mm)_Ch21100

DUT: ART2 PRO

Communication System: UID 0, LTE (0); Frequency: 2535 MHz;Duty Cycle: 1:1
Medium: HSL2600 Medium parameters used: f = 2535 MHz; σ = 1.864 S/m; ε_r = 38.999; ρ = 1000 kg/m^3

DASY5 Configuration:
- Probe: EX3DV4 - SN7520; ConvF(7.43, 7.43, 7.43) @ 2535 MHz; Calibrated: 11/16/2020
- Sensor-Surface: 1.4mm (Mechanical Surface Detection)
- Electronics: DAE4 Sn1561; Calibrated: 11/23/2020
- Phantom: Twin-SAM V8.0 (20deg probe tilt)-Right; Type: QD 000 P40 CB; Serial: 1368
- Measurement SW: DASY52, Version 52.10 (4);SEMCAD X Version 14.6.14 (7483)

Ch21100/Area Scan (71x151x1): Interpolated grid: dx=1.200 mm, dy=1.200 mm
Maximum value of SAR (interpolated) = 0.387 W/kg

Ch21100/Zoom Scan (7x7x7)/Cube 0: Measurement grid: dx=5mm, dy=5mm, dz=5mm
Reference Value = 12.80 V/m; Power Drift = 0.15 dB
Peak SAR (extrapolated) = 0.594 W/kg
SAR(1 g) = 0.298 W/kg; SAR(10 g) = 0.154 W/kg
Smallest distance from peaks to all points 3 dB below = 13 mm
Ratio of SAR at M2 to SAR at M1 = 49.1%
Maximum value of SAR (measured) = 0.479 W/kg

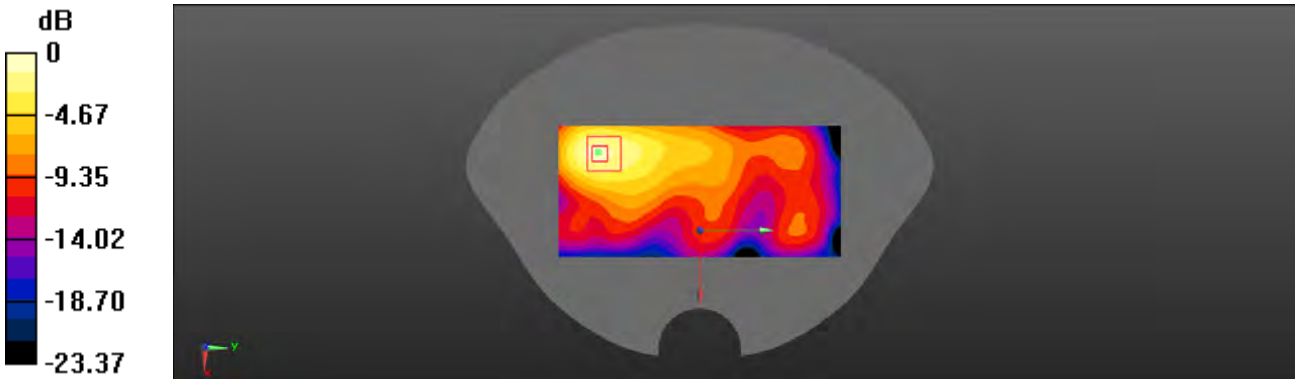

0 dB = 0.479 W/kg = -3.20 dBW/kg

16-4_LTE FDD Band 7_20M_QPSK_50%RB_0Offset_Body Front(10mm)_Ch21100

DUT: ART2 PRO

Communication System: UID 0, LTE (0); Frequency: 2535 MHz;Duty Cycle: 1:1
Medium: HSL2600 Medium parameters used: f = 2535 MHz; σ = 1.864 S/m; ε_r = 38.999; ρ = 1000 kg/m^3

DASY5 Configuration:
- Probe: EX3DV4 - SN7520; ConvF(7.43, 7.43, 7.43) @ 2535 MHz; Calibrated: 11/16/2020
- Sensor-Surface: 1.4mm (Mechanical Surface Detection)
- Electronics: DAE4 Sn1561; Calibrated: 11/23/2020
- Phantom: Twin-SAM V8.0 (20deg probe tilt)-Right; Type: QD 000 P40 CB; Serial: 1368
- Measurement SW: DASY52, Version 52.10 (4);SEMCAD X Version 14.6.14 (7483)

Ch21100 50%RB/Area Scan (71x151x1): Interpolated grid: dx=1.200 mm, dy=1.200 mm
Maximum value of SAR (interpolated) = 0.341 W/kg

Ch21100 50%RB/Zoom Scan (7x7x7)/Cube 0: Measurement grid: dx=5mm, dy=5mm, dz=5mm
Reference Value = 12.00 V/m; Power Drift = 0.08 dB
Peak SAR (extrapolated) = 0.417 W/kg
SAR(1 g) = 0.206 W/kg; SAR(10 g) = 0.104 W/kg
Smallest distance from peaks to all points 3 dB below = 14 mm
Ratio of SAR at M2 to SAR at M1 = 48%
Maximum value of SAR (measured) = 0.334 W/kg

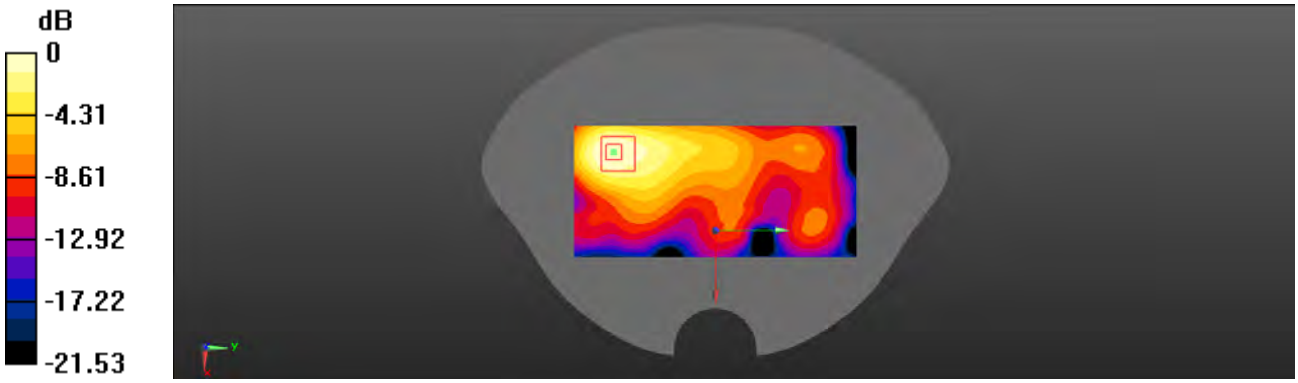

0 dB = 0.334 W/kg = -4.76 dBW/kg