Plot 1#: GSM 850_Head Left Cheek_Mid

DUT: Mobile Phone; Type: ART 3 LITE; Serial: SZNS220524-22419E-SA-S1

Communication System: UID 0, Generic GSM (0); Frequency: 836.6 MHz;Duty Cycle: 1:8
Medium parameters used (interpolated): f = 836.6 MHz; σ = 0.928 S/m; ε_r = 41.606; ρ = 1000 kg/m^3
Phantom section: Left Section

DASY5 Configuration:

- Probe: EX3DV4- SN3619; ConvF(8.5, 8.5, 8.5); Calibrated: 2021/08/25
- Sensor-Surface: 4mm (Mechanical Surface Detection)
- Electronics: DAE4 Sn1211; Calibrated: 2022/03/01
- Phantom: Twin SAM; Type: QD000P40CD; Serial: TP:1744
- Measurement SW: DASY52, Version 52.10 (4); SEMCAD X Version 14.6.14 (7501)

Head Left Cheek/GSM 850 Mid/Area Scan (71x91x1): Interpolated grid: dx=1.500 mm, dy=1.500 mm
Maximum value of SAR (interpolated) = 0.140 W/kg

Head Left Cheek/GSM 850 Mid/Zoom Scan (5x5x7)/Cube 0: Measurement grid: dx=8mm, dy=8mm, dz=5mm
Reference Value = 6.537 V/m; Power Drift = -0.15 dB
Peak SAR (extrapolated) = 0.128 W/kg
SAR(1 g) = 0.109 W/kg; SAR(10 g) = 0.087 W/kg
Maximum value of SAR (measured) = 0.116 W/kg

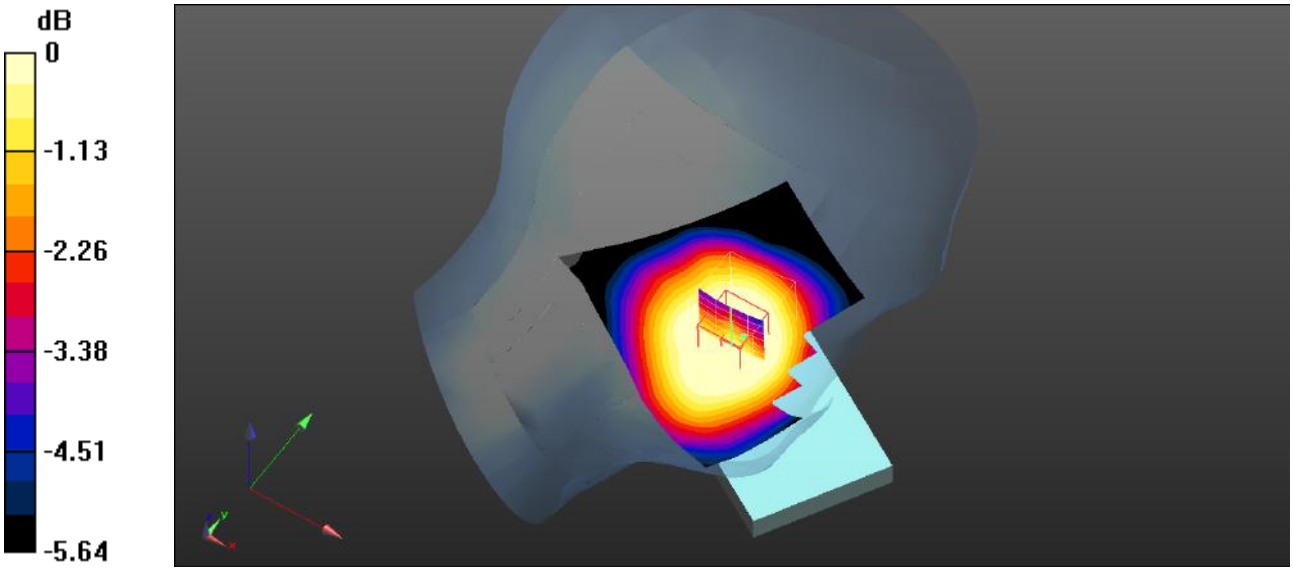

0 dB = 0.116 W/kg = -9.36 dBW/kg

Plot 2#: GSM 850_Head Left Tilt_Mid

DUT: Mobile Phone; Type: ART 3 LITE; Serial: SZNS220524-22419E-SA-S1

Communication System: UID 0, Generic GSM (0); Frequency: 836.6 MHz;Duty Cycle: 1:8
Medium parameters used (interpolated): f = 836.6 MHz; σ = 0.928 S/m; ε_r = 41.606; ρ = 1000 kg/m^3
Phantom section: Left Section

DASY5 Configuration:

- Probe: EX3DV4- SN3619; ConvF(8.5, 8.5, 8.5); Calibrated: 2021/08/25
- Sensor-Surface: 4mm (Mechanical Surface Detection)
- Electronics: DAE4 Sn1211; Calibrated: 2022/03/01
- Phantom: Twin SAM; Type: QD000P40CD; Serial: TP:1744
- Measurement SW: DASY52, Version 52.10 (4); SEMCAD X Version 14.6.14 (7501)

Head Left Tilt/GSM 850 Mid/Area Scan (71x91x1): Interpolated grid: dx=1.500 mm, dy=1.500 mmMaximum value of SAR (interpolated) = 0.0839 W/kg

Head Left Tilt/GSM 850 Mid/Zoom Scan (5x5x7)/Cube 0: Measurement grid: dx=8mm, dy=8mm, dz=5mm
Reference Value = 5.375 V/m; Power Drift = 0.1 dB
Peak SAR (extrapolated) = 0.0620 W/kg
SAR(1 g) = 0.053 W/kg; SAR(10 g) = 0.045 W/kg
Maximum value of SAR (measured) = 0.0557 W/kg

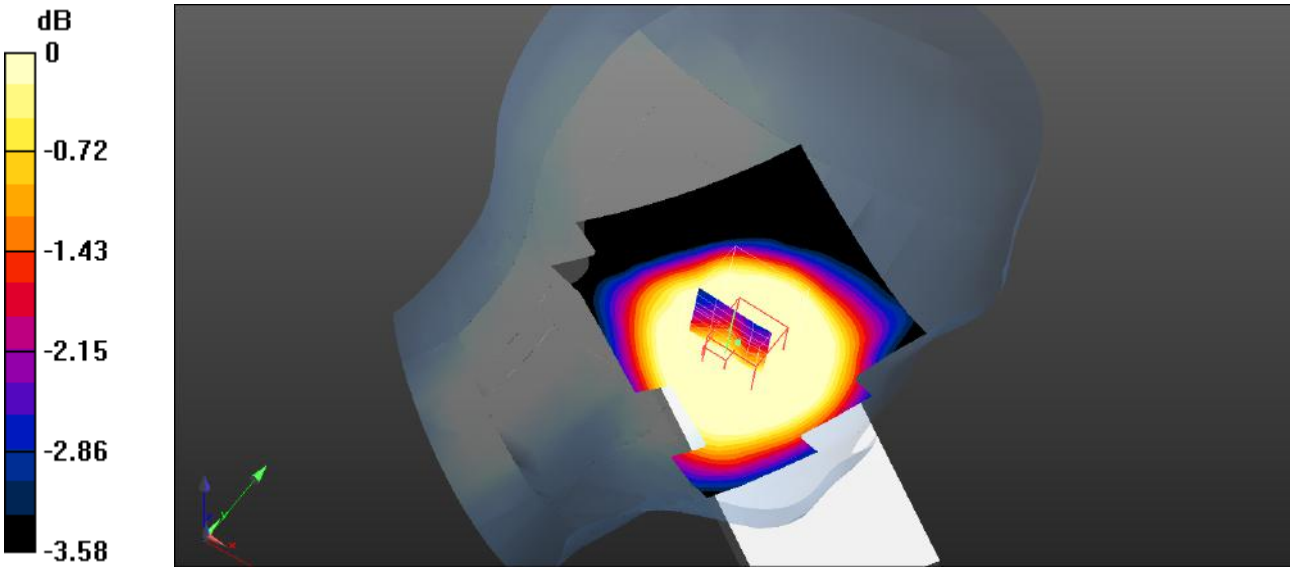

0 dB = 0.0557 W/kg = -12.54 dBW/kg

Plot 3#: GSM 850_Head Right Cheek_Mid

DUT: Mobile Phone; Type: ART 3 LITE; Serial: SZNS220524-22419E-SA-S1

Communication System: UID 0, Generic GSM (0); Frequency: 836.6 MHz;Duty Cycle: 1:8

Medium parameters used (interpolated): f = 836.6 MHz; σ = 0.928 S/m; ε_r = 41.606; ρ = 1000 kg/m^3

Phantom section: Right Section

DASY5 Configuration:

- Probe: EX3DV4- SN3619; ConvF(8.5, 8.5, 8.5); Calibrated: 2021/08/25
- Sensor-Surface: 4mm (Mechanical Surface Detection)
- Electronics: DAE4 Sn1211; Calibrated: 2022/03/01
- Phantom: Twin SAM; Type: QD000P40CD; Serial: TP:1744
- Measurement SW: DASY52, Version 52.10 (4); SEMCAD X Version 14.6.14 (7501)

Head Right Cheek/GSM 850 Mid/Area Scan (71x91x1): Interpolated grid: dx=1.500 mm, dy=1.500 mm

Maximum value of SAR (interpolated) = 0.156 W/kg

Head Right Cheek/GSM 850 Mid/Zoom Scan (5x5x7)/Cube 0: Measurement grid: dx=8mm, dy=8mm, dz=5mm

Reference Value = 5.644 V/m; Power Drift = -0.11 dB

Peak SAR (extrapolated) = 0.153 W/kg

SAR(1 g) = 0.133 W/kg; SAR(10 g) = 0.106 W/kg

Maximum value of SAR (measured) = 0.137 W/kg

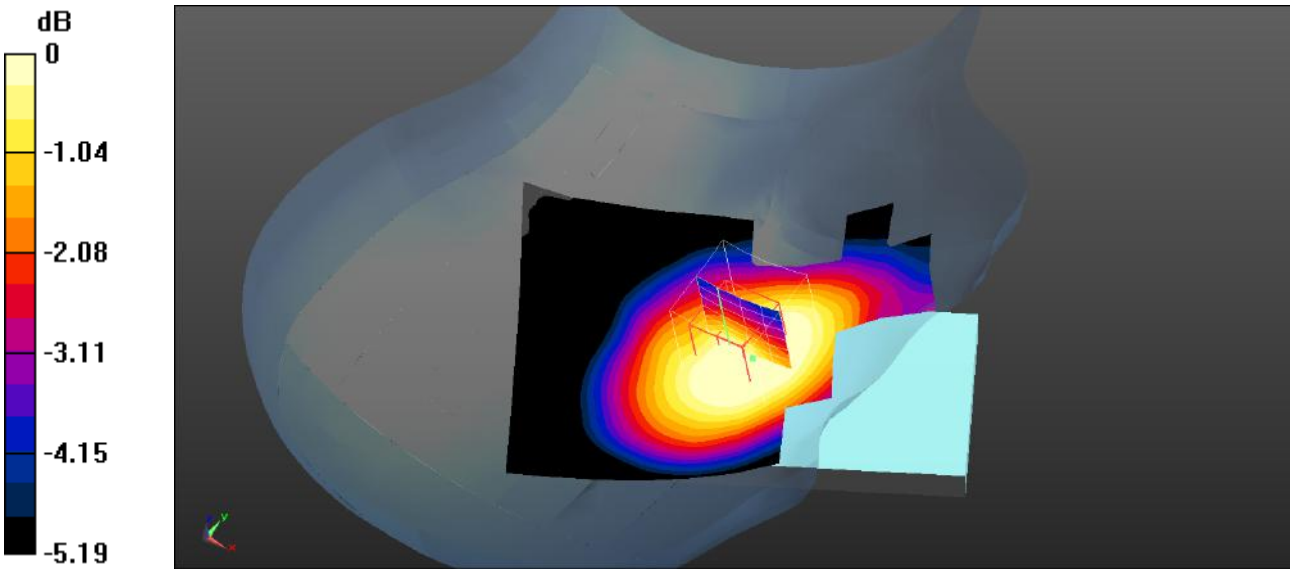

0 dB = 0.137 W/kg = -8.63 dBW/kg

Plot 4#: GSM 850_Head Right Tilt_Mid

DUT: Mobile Phone; Type: ART 3 LITE; Serial: SZNS220524-22419E-SA-S1

Communication System: UID 0, Generic GSM (0); Frequency: 836.6 MHz;Duty Cycle: 1:8

Medium parameters used (interpolated): f = 836.6 MHz; σ = 0.928 S/m; ε_r = 41.606; ρ = 1000 kg/m^3

Phantom section: Right Section

DASY5 Configuration:

- Probe: EX3DV4- SN3619; ConvF(8.5, 8.5, 8.5); Calibrated: 2021/08/25
- Sensor-Surface: 4mm (Mechanical Surface Detection)
- Electronics: DAE4 Sn1211; Calibrated: 2022/03/01
- Phantom: Twin SAM; Type: QD000P40CD; Serial: TP:1744
- Measurement SW: DASY52, Version 52.10 (4); SEMCAD X Version 14.6.14 (7501)

Head Right Tilt/GSM 850 Mid/Area Scan (71x91x1): Interpolated grid: dx=1.500 mm, dy=1.500 mm

Maximum value of SAR (interpolated) = 0.0900 W/kg

Head Right Tilt/GSM 850 Mid/Zoom Scan (5x5x7)/Cube 0: Measurement grid: dx=8mm, dy=8mm, dz=5mm

Reference Value = 6.486 V/m; Power Drift = -0.15dB

Peak SAR (extrapolated) = 0.0660 W/kg

SAR(1 g) = 0.062 W/kg; SAR(10 g) = 0.053 W/kg

Maximum value of SAR (measured) = 0.0635 W/kg

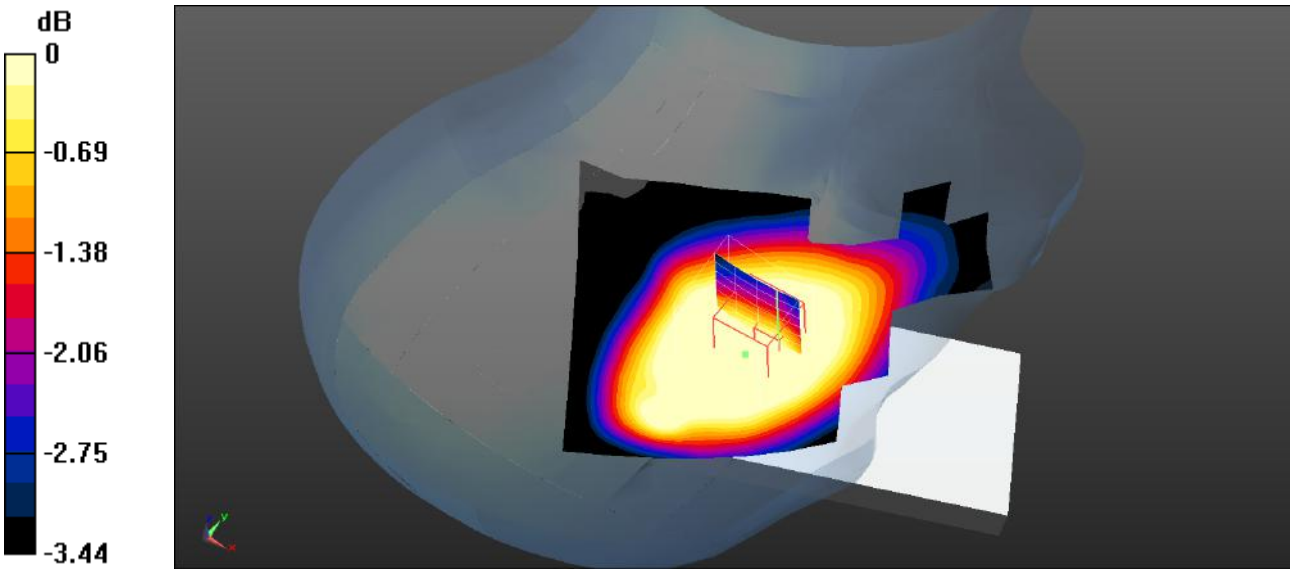

0 dB = 0.0635 W/kg = -11.97 dBW/kg

Plot 5#: GSM 850_Body Worn Back_Mid

DUT: Mobile Phone; Type: ART 3 LITE; Serial: SZNS220524-22419E-SA-S1

Communication System: UID 0, Generic GSM (0); Frequency: 836.6 MHz;Duty Cycle: 1:8

Medium parameters used (interpolated): f = 836.6 MHz; σ = 0.928 S/m; ε_r = 41.606; ρ = 1000 kg/m^3

Phantom section: Flat Section

DASY5 Configuration:

- Probe: EX3DV4- SN3619; ConvF(8.5, 8.5, 8.5); Calibrated: 2021/08/25
- Sensor-Surface: 4mm (Mechanical Surface Detection)
- Electronics: DAE4 Sn1211; Calibrated: 2022/03/01
- Phantom: Twin SAM; Type: QD000P40CD; Serial: TP:1744
- Measurement SW: DASY52, Version 52.10 (4); SEMCAD X Version 14.6.14 (7501)

Body Worn Back/GSM 850 Mid/Area Scan (71x121x1): Interpolated grid: dx=1.500 mm, dy=1.500 mm，Maximum value of SAR (interpolated) = 0.221 W/kg

Body Worn Back/GSM 850 Mid/Zoom Scan (5x5x7)/Cube 0: Measurement grid: dx=8mm, dy=8mm, dz=5mm

Reference Value = 15.77 V/m; Power Drift = -0.20 dB

Peak SAR (extrapolated) = 0.249 W/kg

SAR(1 g) = 0.213 W/kg; SAR(10 g) = 0.173 W/kg

Maximum value of SAR (measured) = 0.220 W/kg

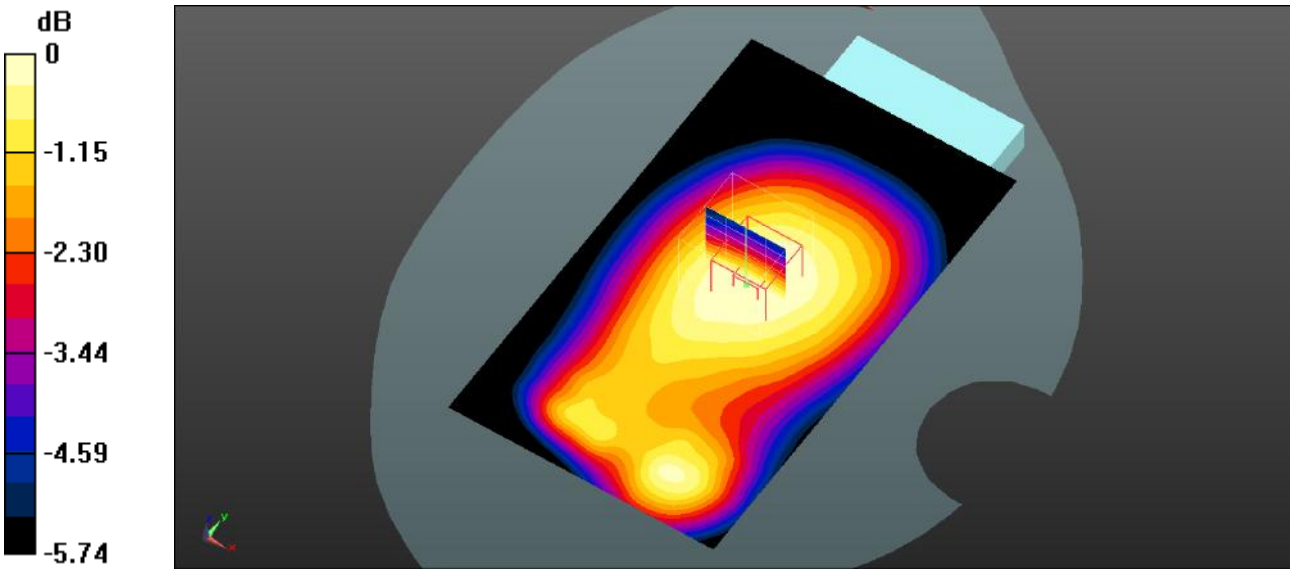

0 dB = 0.220 W/kg = -6.58 dBW/kg

Plot 6#: GSM 850_Body Front_Mid

DUT: Mobile Phone; Type: ART 3 LITE; Serial: SZNS220524-22419E-SA-S1

Communication System: UID 0, Generic GPRS-2 slots (0); Frequency: 836.6 MHz;Duty Cycle: 1:4
Medium parameters used (interpolated): f = 836.6 MHz; σ = 0.928 S/m; ε_r = 41.606; ρ = 1000 kg/m^3
Phantom section: Flat Section

DASY5 Configuration:

- Probe: EX3DV4- SN3619; ConvF(8.5, 8.5, 8.5); Calibrated: 2021/08/25
- Sensor-Surface: 4mm (Mechanical Surface Detection)
- Electronics: DAE4 Sn1211; Calibrated: 2022/03/01
- Phantom: Twin SAM; Type: QD000P40CD; Serial: TP:1744
- Measurement SW: DASY52, Version 52.10 (4); SEMCAD X Version 14.6.14 (7501)

Body Front/GSM 850 Mid/Area Scan (71x121x1): Interpolated grid: dx=1.500 mm, dy=1.500 mm,Maximum value of SAR (interpolated) = 0.143 W/kg

Body Front/GSM 850 Mid/Zoom Scan (5x5x7)/Cube 0: Measurement grid: dx=8mm, dy=8mm, dz=5mm
Reference Value = 12.22 V/m; Power Drift = -0.09 dB
Peak SAR (extrapolated) = 0.164 W/kg
SAR(1 g) = 0.137 W/kg; SAR(10 g) = 0.109 W/kg
Maximum value of SAR (measured) = 0.141 W/kg

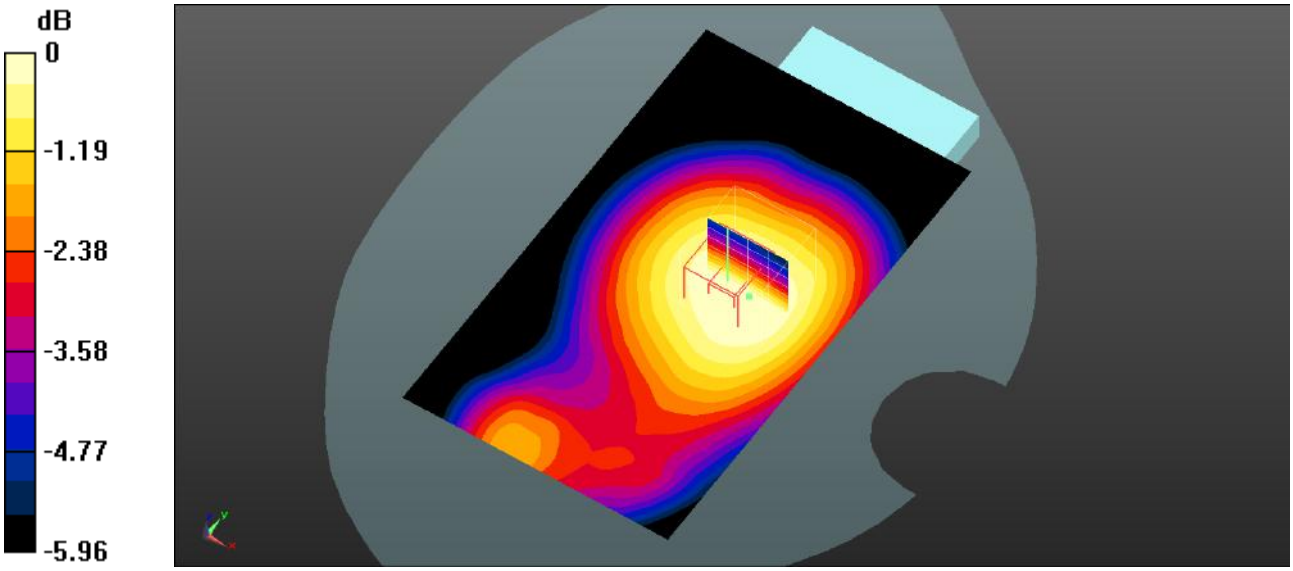

0 dB = 0.141 W/kg = -8.51 dBW/kg

Plot 7#: GSM 850_Body Back_Mid

DUT: Mobile Phone; Type: ART 3 LITE; Serial: SZNS220524-22419E-SA-S1

Communication System: UID 0, Generic GPRS-2 slots (0); Frequency: 836.6 MHz;Duty Cycle: 1:4
Medium parameters used (interpolated): f = 836.6 MHz; σ = 0.928 S/m; ε_r = 41.606; ρ = 1000 kg/m^3
Phantom section: Flat Section

DASY5 Configuration:

- Probe: EX3DV4- SN3619; ConvF(8.5, 8.5, 8.5); Calibrated: 2021/08/25
- Sensor-Surface: 4mm (Mechanical Surface Detection)
- Electronics: DAE4 Sn1211; Calibrated: 2022/03/01
- Phantom: Twin SAM; Type: QD000P40CD; Serial: TP:1744
- Measurement SW: DASY52, Version 52.10 (4); SEMCAD X Version 14.6.14 (7501)

Body Back/GSM 850 Mid/Area Scan (71x121x1): Interpolated grid: dx=1.500 mm, dy=1.500 mm,Maximum value of SAR (interpolated) = 0.191 W/kg

Body Back/GSM 850 Mid/Zoom Scan (5x5x7)/Cube 0: Measurement grid: dx=8mm, dy=8mm, dz=5mm
Reference Value = 14.20 V/m; Power Drift = -0.04 dB
Peak SAR (extrapolated) = 0.218 W/kg
SAR(1 g) = 0.185 W/kg; SAR(10 g) = 0.147 W/kg
Maximum value of SAR (measured) = 0.190 W/kg

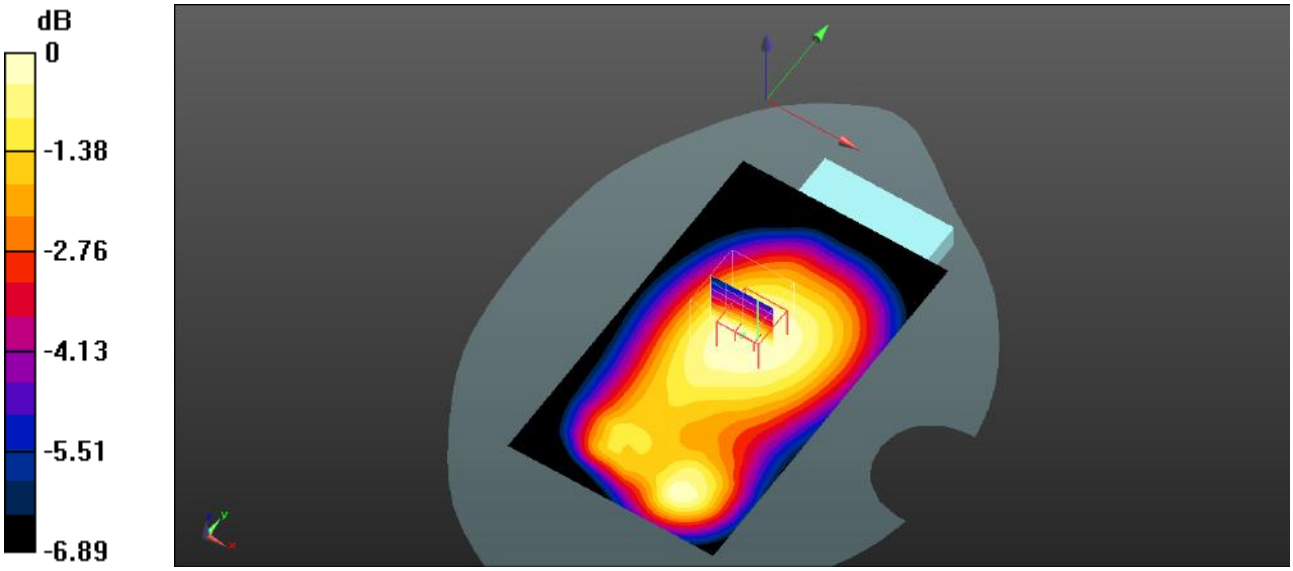

0 dB = 0.190 W/kg = -7.21 dBW/kg

Plot 8#:GSM 850_Body Left_Mid

DUT: Mobile Phone; Type: ART 3 LITE; Serial: SZNS220524-22419E-SA-S1

Communication System: UID 0, Generic GPRS-2 slots (0); Frequency: 836.6 MHz;Duty Cycle: 1:4
Medium parameters used (interpolated): f = 836.6 MHz; σ = 0.928 S/m; ε_r = 41.606; ρ = 1000 kg/m^3
Phantom section: Flat Section

DASY5 Configuration:

- Probe: EX3DV4- SN3619; ConvF(8.5, 8.5, 8.5); Calibrated: 2021/08/25
- Sensor-Surface: 4mm (Mechanical Surface Detection)
- Electronics: DAE4 Sn1211; Calibrated: 2022/03/01
- Phantom: Twin SAM; Type: QD000P40CD; Serial: TP:1744
- Measurement SW: DASY52, Version 52.10 (4); SEMCAD X Version 14.6.14 (7501)

Body Left/GSM 850 Mid/Area Scan (61x91x1): Interpolated grid: dx=1.500 mm, dy=1.500 mm,Maximum value of SAR (interpolated) = 0.105 W/kg

Body Left/GSM 850 Mid/Zoom Scan (5x5x7)/Cube 0: Measurement grid: dx=8mm, dy=8mm, dz=5mm
Reference Value = 11.03 V/m; Power Drift = -0.13dB
Peak SAR (extrapolated) = 0.126 W/kg
SAR(1 g) = 0.100 W/kg; SAR(10 g) = 0.075 W/kg
Maximum value of SAR (measured) = 0.104 W/kg

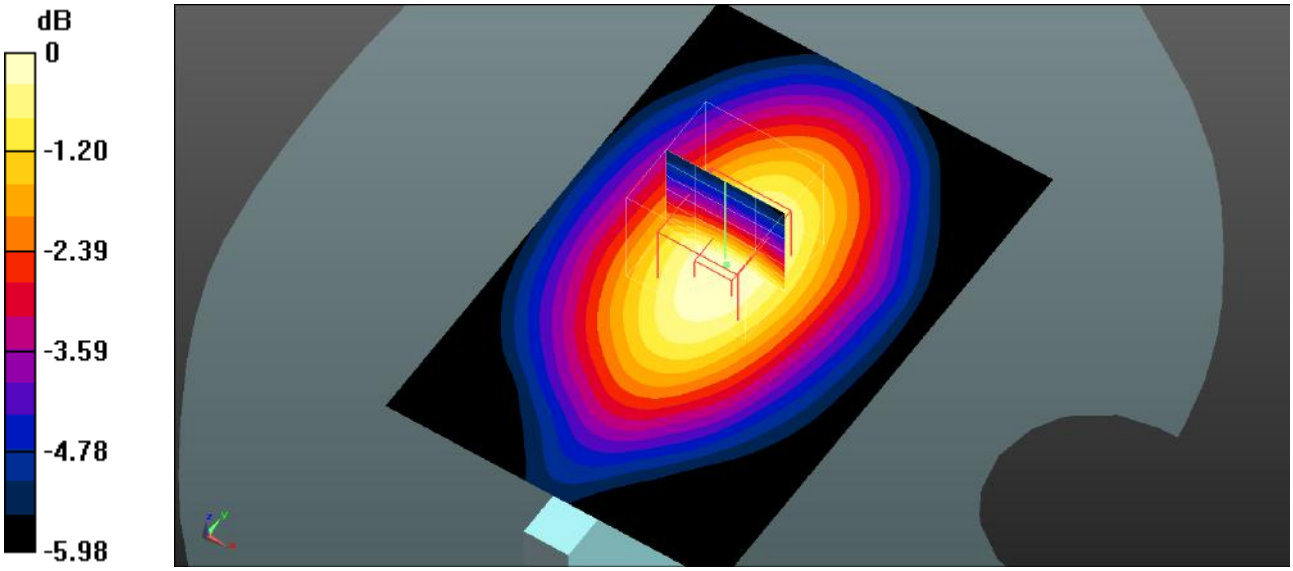

0 dB = 0.104 W/kg = -9.83 dBW/kg

Plot 9#: GSM 850_Body Right_Mid

DUT: Mobile Phone; Type: ART 3 LITE; Serial: SZNS220524-22419E-SA-S1

Communication System: UID 0, Generic GPRS-2 slots (0); Frequency: 836.6 MHz;Duty Cycle: 1:4
Medium parameters used (interpolated): f = 836.6 MHz; σ = 0.928 S/m; ε_r = 41.606; ρ = 1000 kg/m^3
Phantom section: Flat Section

DASY5 Configuration:

- Probe: EX3DV4- SN3619; ConvF(8.5, 8.5, 8.5); Calibrated: 2021/08/25
- Sensor-Surface: 4mm (Mechanical Surface Detection)
- Electronics: DAE4 Sn1211; Calibrated: 2022/03/01
- Phantom: Twin SAM; Type: QD000P40CD; Serial: TP:1744
- Measurement SW: DASY52, Version 52.10 (4); SEMCAD X Version 14.6.14 (7501)

Body Right/GSM 850 Mid/Area Scan (61x91x1): Interpolated grid: dx=1.500 mm, dy=1.500 mm,Maximum value of SAR (interpolated) = 0.111 W/kg

Body Right/GSM 850 Mid/Zoom Scan (5x5x7)/Cube 0: Measurement grid: dx=8mm, dy=8mm, dz=5mm
Reference Value = 11.29 V/m; Power Drift = -0.20 dB
Peak SAR (extrapolated) = 0.134 W/kg
SAR(1 g) = 0.107 W/kg; SAR(10 g) = 0.082 W/kg
Maximum value of SAR (measured) = 0.111 W/kg

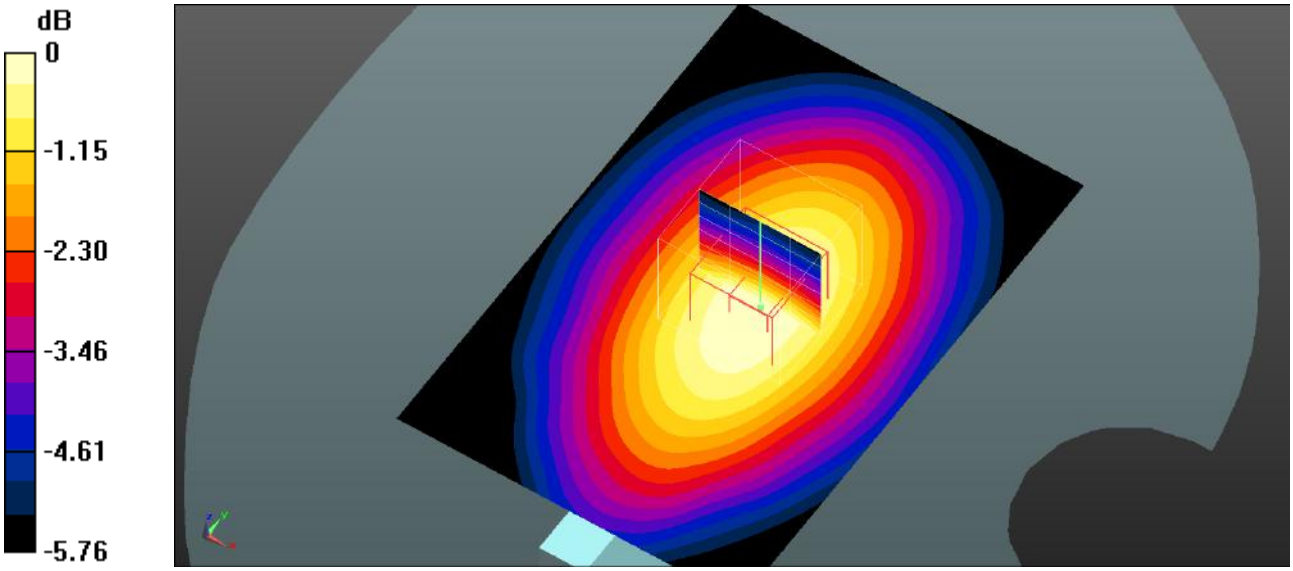

0 dB = 0.111 W/kg = -9.55 dBW/kg

Plot 10#: GSM 850_Body Bottom_Mid

DUT: Mobile Phone; Type: ART 3 LITE; Serial: SZNS220524-22419E-SA-S1

Communication System: UID 0, Generic GPRS-2 slots (0); Frequency: 836.6 MHz;Duty Cycle: 1:4
Medium parameters used (interpolated): f = 836.6 MHz; σ = 0.928 S/m; ε_r = 41.606; ρ = 1000 kg/m^3
Phantom section: Flat Section

DASY5 Configuration:

- Probe: EX3DV4- SN3619; ConvF(8.5, 8.5, 8.5); Calibrated: 2021/08/25
- Sensor-Surface: 4mm (Mechanical Surface Detection)
- Electronics: DAE4 Sn1211; Calibrated: 2022/03/01
- Phantom: Twin SAM; Type: QD000P40CD; Serial: TP:1744
- Measurement SW: DASY52, Version 52.10 (4); SEMCAD X Version 14.6.14 (7501)

Body Bottom/GSM 850 Mid/Area Scan (51x61x1): Interpolated grid: dx=1.500 mm, dy=1.500 mm.Maximum value of SAR (interpolated) = 0.117 W/kg

Body Bottom/GSM 850 Mid/Zoom Scan (5x5x7)/Cube 0: Measurement grid: dx=8mm, dy=8mm, dz=5mm
Reference Value = 9.240 V/m; Power Drift = -0.03 dB
Peak SAR (extrapolated) = 0.176 W/kg
SAR(1 g) = 0.103 W/kg; SAR(10 g) = 0.062 W/kg
Maximum value of SAR (measured) = 0.110 W/kg

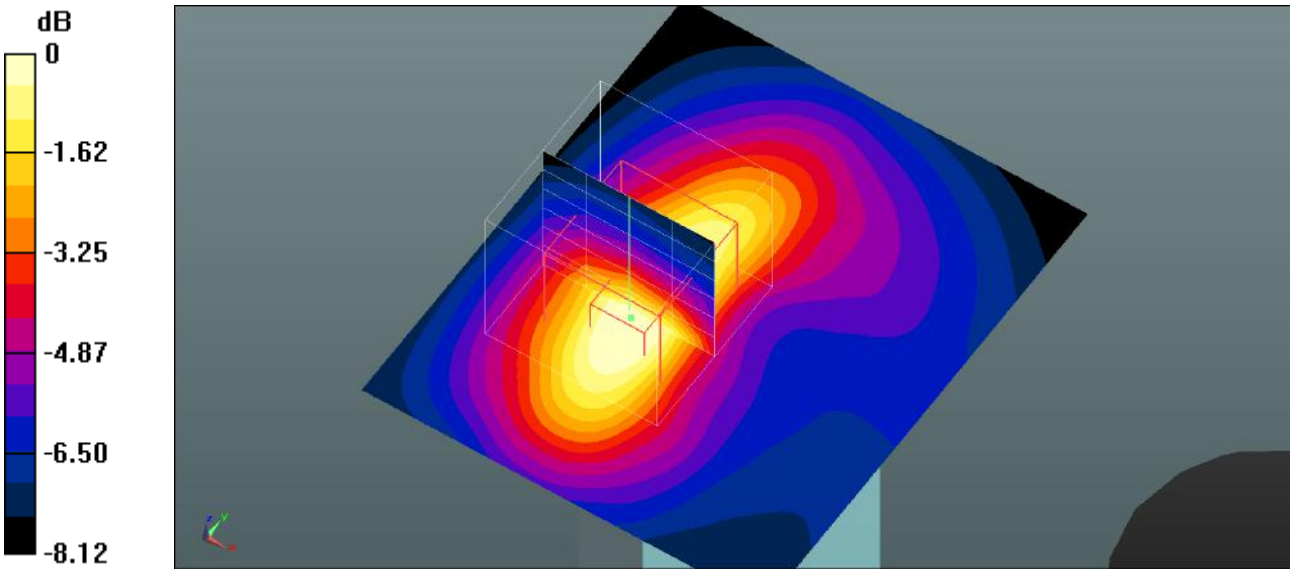

0 dB = 0.110 W/kg = -9.59 dBW/kg

Plot 11#: PCS 1900_Head Left Cheek_Mid

DUT: Mobile Phone; Type: ART 3 LITE; Serial: SZNS220524-22419E-SA-S1

Communication System: UID 0, Generic GSM (0); Frequency: 1880 MHz;Duty Cycle: 1:8
Medium parameters used (interpolated): f = 1880 MHz; σ = 1.423 S/m; ε_r = 41.743; ρ = 1000 kg/m^3
Phantom section: Left Section

DASY5 Configuration:

- Probe: EX3DV4- SN3619; ConvF(7.07, 7.07, 7.07); Calibrated: 2021/08/25
- Sensor-Surface: 4mm (Mechanical Surface Detection)
- Electronics: DAE4 Sn1211; Calibrated: 2022/03/01
- Phantom: Twin SAM; Type: QD000P40CD; Serial: TP:1744
- Measurement SW: DASY52, Version 52.10 (4); SEMCAD X Version 14.6.14 (7501)

Head Left Cheek/GSM 1900 Mid/Area Scan (71x91x1): Interpolated grid: dx=1.500 mm, dy=1.500 mm
Maximum value of SAR (interpolated) = 0.102 W/kg

Head Left Cheek/GSM 1900 Mid/Zoom Scan (5x5x7)/Cube 0: Measurement grid: dx=8mm, dy=8mm, dz=5mm
Reference Value = 6.544 V/m; Power Drift = -0.16 dB
Peak SAR (extrapolated) = 0.120 W/kg
SAR(1 g) = 0.100 W/kg; SAR(10 g) = 0.084 W/kg
Maximum value of SAR (measured) = 0.103 W/kg

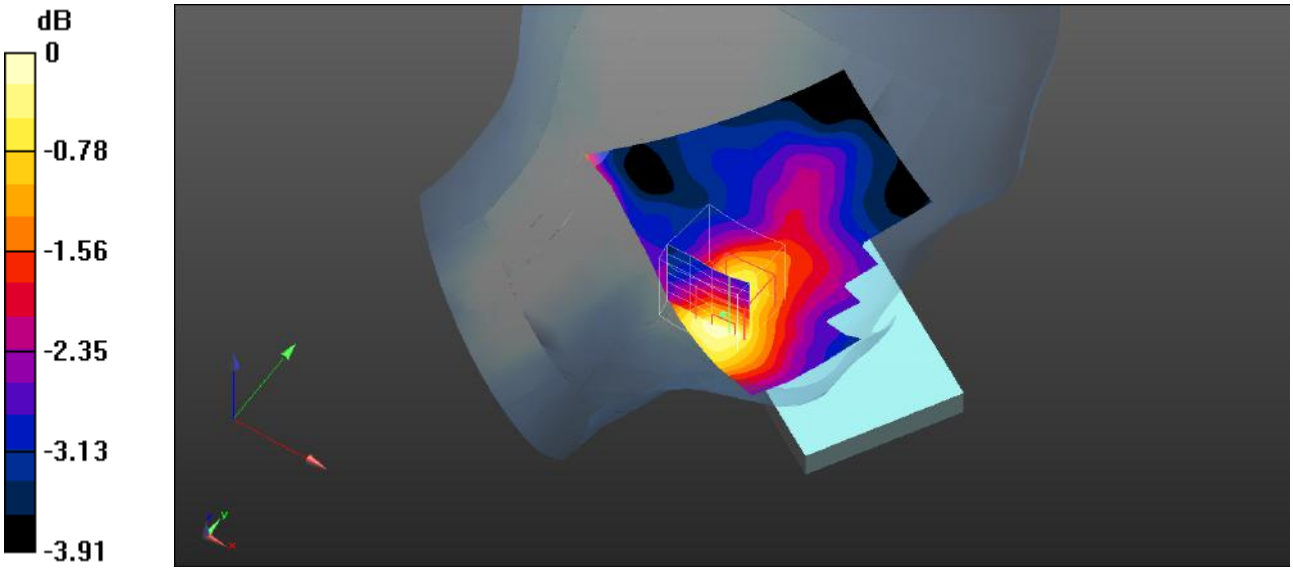

0 dB = 0.103 W/kg = -9.87 dBW/kg

Plot 12#: PCS 1900_Head Left Tilt_Mid

DUT: Mobile Phone; Type: ART 3 LITE; Serial: SZNS220524-22419E-SA-S1
Communication System: UID 0, Generic GSM (0); Frequency: 1880 MHz;Duty Cycle: 1:8
Medium parameters used (interpolated): f = 1880 MHz; σ = 1.41 S/m; ε_r = 40.127; ρ = 1000 kg/m^3
Phantom section: Left Section

DASY5 Configuration:

- Probe: EX3DV4- SN3619; ConvF(7.07, 7.07, 7.07); Calibrated: 2021/08/25
- Sensor-Surface: 4mm (Mechanical Surface Detection)
- Electronics: DAE4 Sn1211; Calibrated: 2022/03/01
- Phantom: Twin SAM; Type: QD000P40CD; Serial: TP:1744
- Measurement SW: DASY52, Version 52.10 (4); SEMCAD X Version 14.6.14 (7501)

Head Left Tilt/GSM 1900 Mid/Area Scan (71x91x1): Interpolated grid: dx=1.500 mm, dy=1.500 mm
Maximum value of SAR (interpolated) = 0.0583 W/kg

Head Left Tilt/GSM 1900 Mid/Zoom Scan (5x5x7)/Cube 0: Measurement grid: dx=8mm, dy=8mm, dz=5mm
Reference Value = 6.254 V/m; Power Drift = 0.00 dB
Peak SAR (extrapolated) = 0.0710 W/kg
SAR(1 g) = 0.057 W/kg; SAR(10 g) = 0.046 W/kg
Maximum value of SAR (measured) = 0.0593 W/kg



0 dB = 0.0593 W/kg = -12.27 dBW/kg

Plot 13#: PCS 1900_Head Right Cheek_Mid

DUT: Mobile Phone; Type: ART 3 LITE; Serial: SZNS220524-22419E-SA-S1

Communication System: UID 0, Generic GSM (0); Frequency: 1880 MHz;Duty Cycle: 1:8
Medium parameters used (interpolated): f = 1880 MHz; σ = 1.41 S/m; εr = 40.127; ρ = 1000 kg/m^3
Phantom section: Right Section

DASY5 Configuration:

- Probe: EX3DV4- SN3619; ConvF(7.07, 7.07, 7.07); Calibrated: 2021/08/25
- Sensor-Surface: 4mm (Mechanical Surface Detection)
- Electronics: DAE4 Sn1211; Calibrated: 2022/03/01
- Phantom: Twin SAM; Type: QD000P40CD; Serial: TP:1744
- Measurement SW: DASY52, Version 52.10 (4); SEMCAD X Version 14.6.14 (7501)

Head Right Cheek/GSM 1900 Mid/Area Scan (71x91x1): Interpolated grid: dx=1.500 mm, dy=1.500 mm
Maximum value of SAR (interpolated) = 0.0732 W/kg

Head Right Cheek/GSM 1900 Mid/Zoom Scan (5x5x7)/Cube 0: Measurement grid: dx=8mm, dy=8mm, dz=5mm
Reference Value = 5.364 V/m; Power Drift = -0.19 dB
Peak SAR (extrapolated) = 0.0560 W/kg
SAR(1 g) = 0.046 W/kg; SAR(10 g) = 0.041 W/kg
Maximum value of SAR (measured) = 0.0461 W/kg

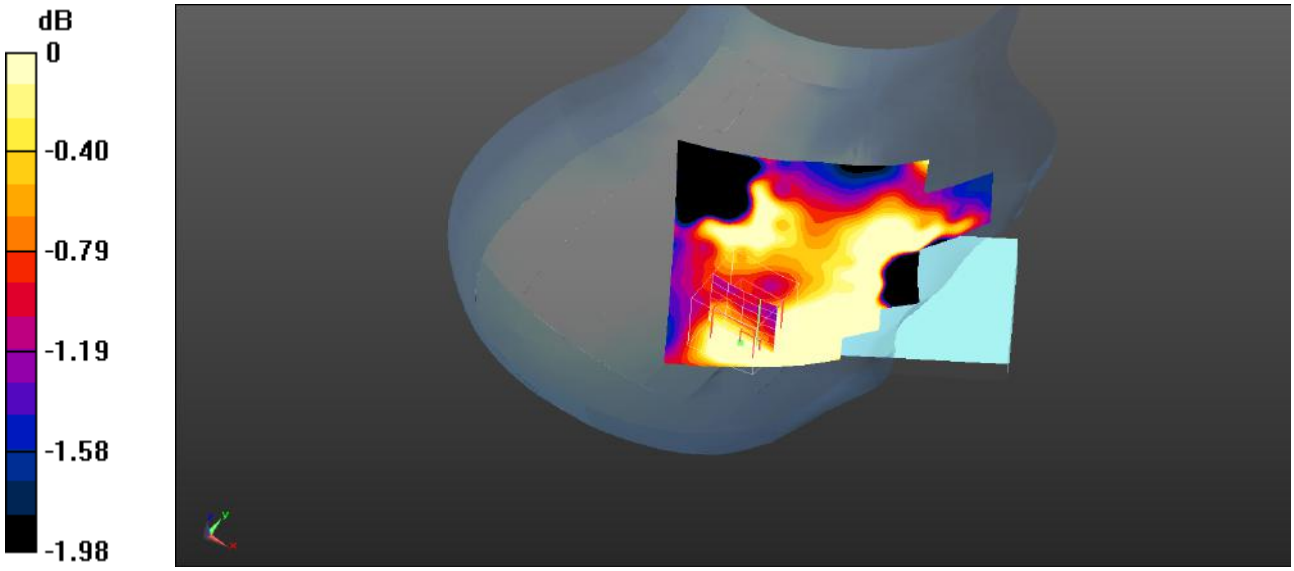

0 dB = 0.0461 W/kg = -13.36 dBW/kg

Plot 14#: PCS 1900_Head Right Tilt_Mid

DUT: Mobile Phone; Type: ART 3 LITE; Serial: SZNS220524-22419E-SA-S1

Communication System: UID 0, Generic GSM (0); Frequency: 1880 MHz;Duty Cycle: 1:8
Medium parameters used (interpolated): f = 1880 MHz; σ = 1.41 S/m; εr = 40.127; ρ = 1000 kg/m^3
Phantom section: Right Section

DASY5 Configuration:

- Probe: EX3DV4- SN3619; ConvF(7.07, 7.07, 7.07); Calibrated: 2021/08/25
- Sensor-Surface: 4mm (Mechanical Surface Detection)
- Electronics: DAE4 Sn1211; Calibrated: 2022/03/01
- Phantom: Twin SAM; Type: QD000P40CD; Serial: TP:1744
- Measurement SW: DASY52, Version 52.10 (4); SEMCAD X Version 14.6.14 (7501)

Head Right Tilt/GSM 1900 Mid/Area Scan (71x91x1): Interpolated grid: dx=1.500 mm, dy=1.500 mm
Maximum value of SAR (interpolated) = 0.0599 W/kg

Head Right Tilt/GSM 1900 Mid/Zoom Scan (5x5x7)/Cube 0: Measurement grid: dx=8mm, dy=8mm, dz=5mm
Reference Value = 6.231 V/m; Power Drift = -0.17 dB
Peak SAR (extrapolated) = 0.0430 W/kg
SAR(1 g) = 0.036 W/kg; SAR(10 g) = 0.034 W/kg
Maximum value of SAR (measured) = 0.0400 W/kg

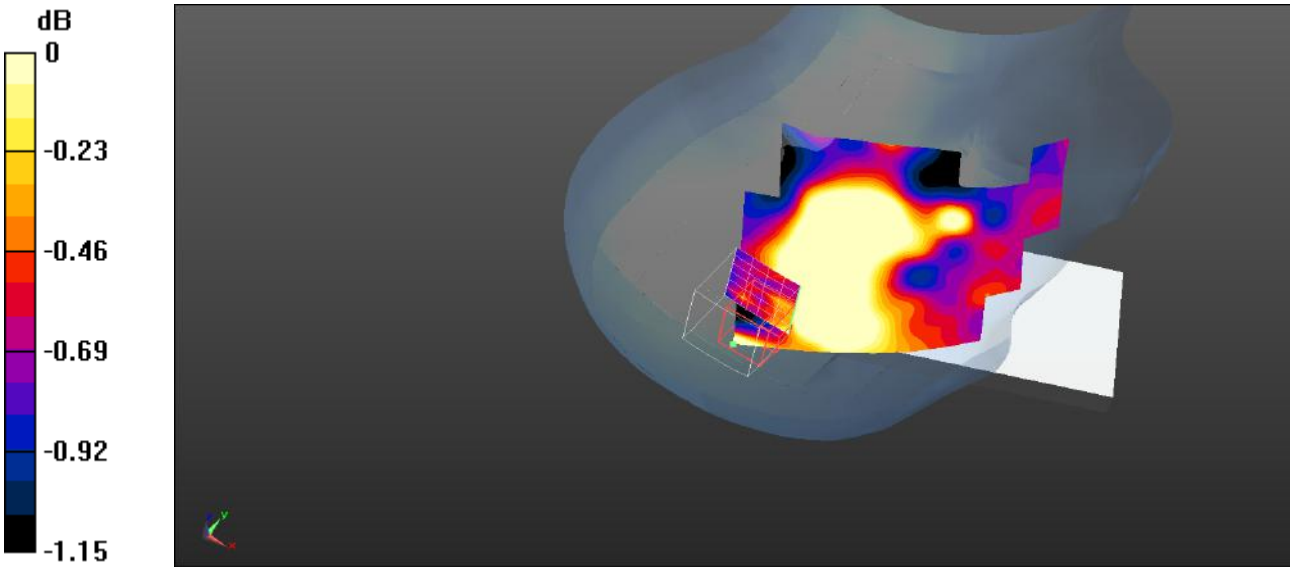

0 dB = 0.0400 W/kg = -13.98 dBW/kg

Plot 15#: PCS 1900_Body Worn Back_Mid

DUT: Mobile Phone; Type: ART 3 LITE; Serial: SZNS220524-22419E-SA-S1

Communication System: UID 0, Generic GSM (0); Frequency: 1880 MHz;Duty Cycle: 1:8
Medium parameters used (interpolated): f = 1880 MHz; σ = 1.41 S/m; εr = 40.127; ρ = 1000 kg/m^3
Phantom section: Flat Section

DASY5 Configuration:

- Probe: EX3DV4- SN3619; ConvF(7.07, 7.07, 7.07); Calibrated: 2021/08/25
- Sensor-Surface: 4mm (Mechanical Surface Detection)
- Electronics: DAE4 Sn1211; Calibrated: 2022/03/01
- Phantom: Twin SAM; Type: QD000P40CD; Serial: TP:1744
- Measurement SW: DASY52, Version 52.10 (4); SEMCAD X Version 14.6.14 (7501)

Body Worn Back/GSM 1900 Mid/Area Scan (71x121x1): Interpolated grid: dx=1.500 mm, dy=1.500 mm
Maximum value of SAR (interpolated) = 0.215 W/kg

Body Worn Back/GSM 1900 Mid/Zoom Scan (5x5x7)/Cube 0: Measurement grid: dx=8mm, dy=8mm, dz=5mm
Reference Value = 6.400 V/m; Power Drift = -0.10 dB
Peak SAR (extrapolated) = 0.331 W/kg
SAR(1 g) = 0.198 W/kg; SAR(10 g) = 0.128 W/kg
Maximum value of SAR (measured) = 0.209 W/kg

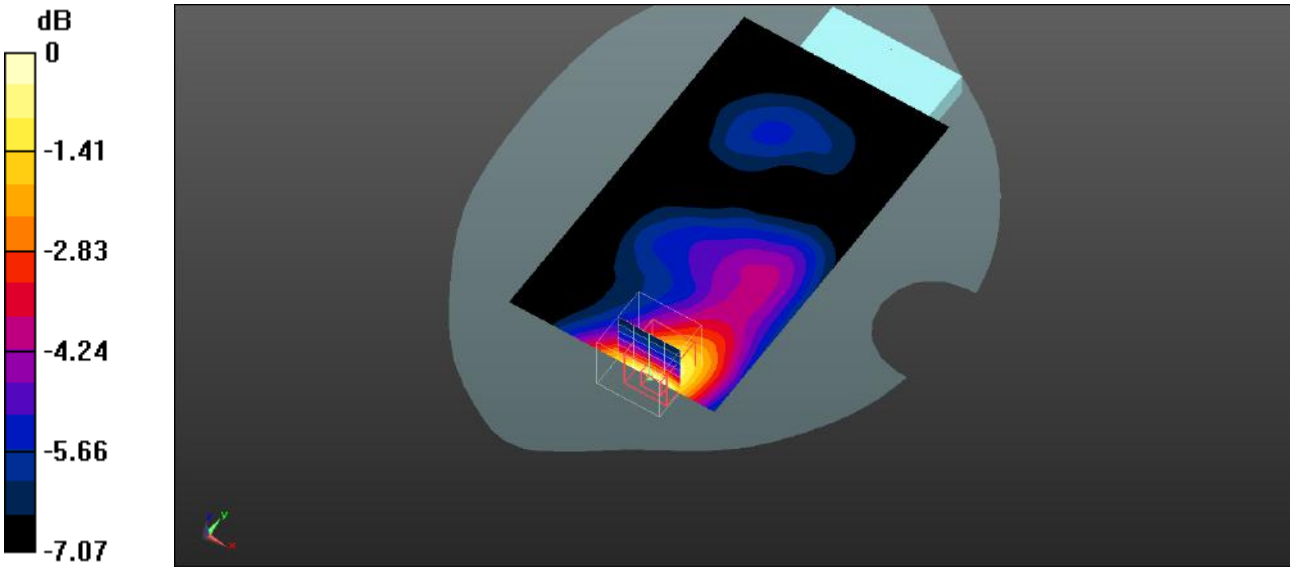

0 dB = 0.209 W/kg = -6.80 dBW/kg

Plot 16#: PCS 1900_Body Front_Mid

DUT: Mobile Phone; Type: ART 3 LITE; Serial: SZNS220524-22419E-SA-S1

Communication System: UID 0, Generic GPRS-2 slots (0); Frequency: 1880 MHz;Duty Cycle: 1:4
Medium parameters used (interpolated): f = 1880 MHz; σ = 1.41 S/m; εr = 40.127; ρ = 1000 kg/m^3
Phantom section: Flat Section

DASY5 Configuration:

- Probe: EX3DV4- SN3619; ConvF(7.07, 7.07, 7.07); Calibrated: 2021/08/25
- Sensor-Surface: 4mm (Mechanical Surface Detection)
- Electronics: DAE4 Sn1211; Calibrated: 2022/03/01
- Phantom: Twin SAM; Type: QD000P40CD; Serial: TP:1744
- Measurement SW: DASY52, Version 52.10 (4); SEMCAD X Version 14.6.14 (7501)

Body Front/GSM 1900 Mid/Area Scan (71x121x1): Interpolated grid: dx=1.500 mm, dy=1.500 mm
Maximum value of SAR (interpolated) = 0.0949 W/kg

Body Front/GSM 1900 Mid/Zoom Scan (5x5x7)/Cube 0: Measurement grid: dx=8mm, dy=8mm, dz=5mm
Reference Value = 5.220 V/m; Power Drift = -0.15 dB
Peak SAR (extrapolated) = 0.124 W/kg
SAR(1 g) = 0.089 W/kg; SAR(10 g) = 0.063 W/kg
Maximum value of SAR (measured) = 0.0950 W/kg

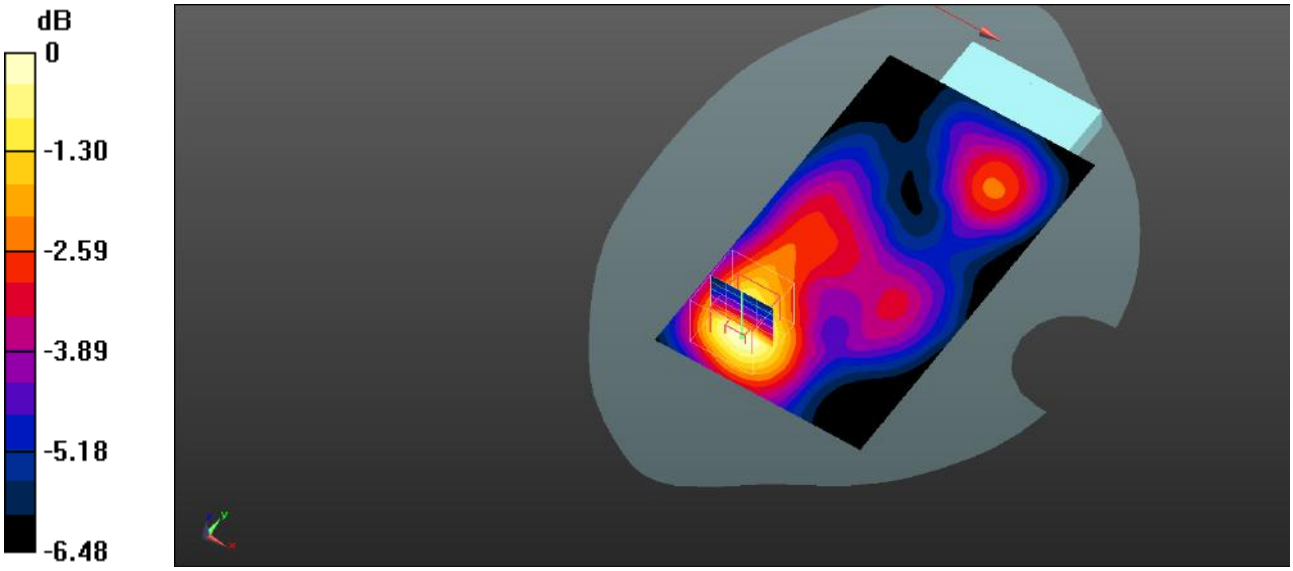

0 dB = 0.0950 W/kg = -10.22 dBW/kg

Plot 17#: PCS 1900_Body Back_Mid

DUT: Mobile Phone; Type: ART 3 LITE; Serial: SZNS220524-22419E-SA-S1

Communication System: UID 0, Generic GPRS-2 slots (0); Frequency: 1880 MHz;Duty Cycle: 1:4
Medium parameters used (interpolated): f = 1880 MHz; σ = 1.41 S/m; εr = 40.127; ρ = 1000 kg/m^3
Phantom section: Flat Section

DASY5 Configuration:

- Probe: EX3DV4- SN3619; ConvF(7.07, 7.07, 7.07); Calibrated: 2021/08/25
- Sensor-Surface: 4mm (Mechanical Surface Detection)
- Electronics: DAE4 Sn1211; Calibrated: 2022/03/01
- Phantom: Twin SAM; Type: QD000P40CD; Serial: TP:1744
- Measurement SW: DASY52, Version 52.10 (4); SEMCAD X Version 14.6.14 (7501)

Body Back/GSM 1900 Mid/Area Scan (71x121x1): Interpolated grid: dx=1.500 mm, dy=1.500 mm
Maximum value of SAR (interpolated) = 0.226 W/kg

Body Back/GSM 1900 Mid/Zoom Scan (5x5x7)/Cube 0: Measurement grid: dx=8mm, dy=8mm, dz=5mm
Reference Value = 5.667 V/m; Power Drift = -0.15 dB
Peak SAR (extrapolated) = 0.332 W/kg
SAR(1 g) = 0.191 W/kg; SAR(10 g) = 0.117 W/kg
Maximum value of SAR (measured) = 0.207 W/kg

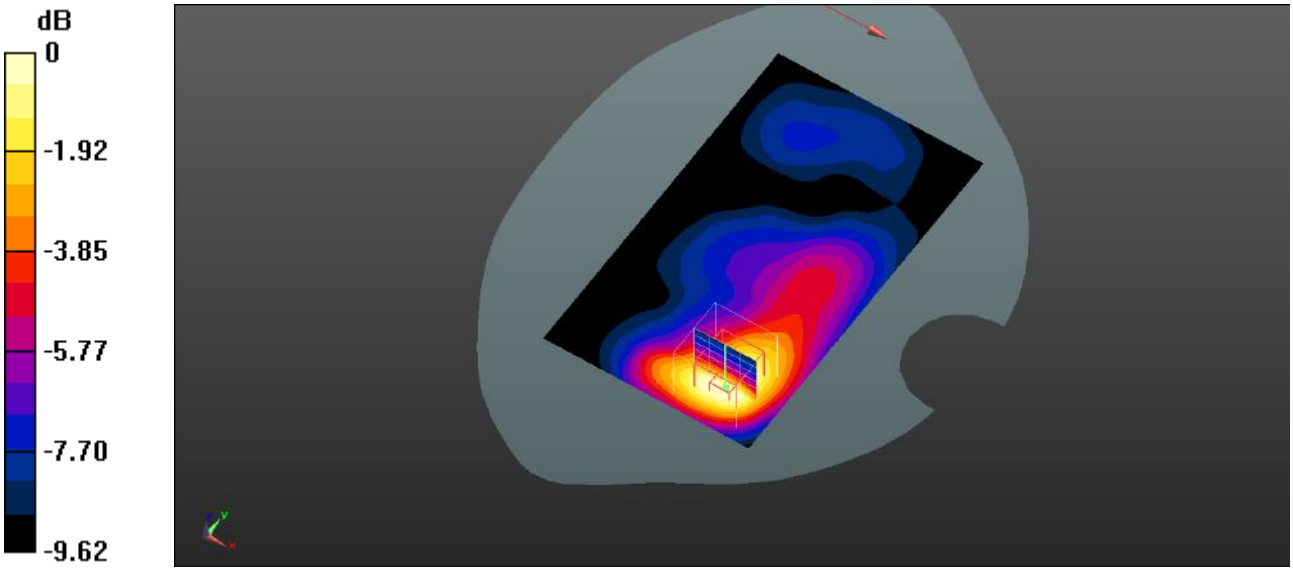

0 dB = 0.207 W/kg = -6.84 dBW/kg

Plot 18#: PCS 1900_Body Left_Mid

DUT: Mobile Phone; Type: ART 3 LITE; Serial: SZNS220524-22419E-SA-S1

Communication System: UID 0, Generic GPRS-2 slots (0); Frequency: 1880 MHz;Duty Cycle: 1:4
Medium parameters used (interpolated): f = 1880 MHz; σ = 1.41 S/m; εr = 40.127; ρ = 1000 kg/m^3
Phantom section: Flat Section

DASY5 Configuration:

- Probe: EX3DV4- SN3619; ConvF(7.07, 7.07, 7.07); Calibrated: 2021/08/25
- Sensor-Surface: 4mm (Mechanical Surface Detection)
- Electronics: DAE4 Sn1211; Calibrated: 2022/03/01
- Phantom: Twin SAM; Type: QD000P40CD; Serial: TP:1744
- Measurement SW: DASY52, Version 52.10 (4); SEMCAD X Version 14.6.14 (7501)

Body Left/GSM 1900 Mid/Area Scan (61x121x1): Interpolated grid: dx=1.500 mm, dy=1.500 mm,Maximum value of SAR (interpolated) = 0.141 W/kg

Body Left/GSM 1900 Mid/Zoom Scan (5x5x7)/Cube 0: Measurement grid: dx=8mm, dy=8mm, dz=5mm
Reference Value = 8.026 V/m; Power Drift = -0.10dB
Peak SAR (extrapolated) = 0.174 W/kg
SAR(1 g) = 0.127 W/kg; SAR(10 g) = 0.095 W/kg
Maximum value of SAR (measured) = 0.133 W/kg

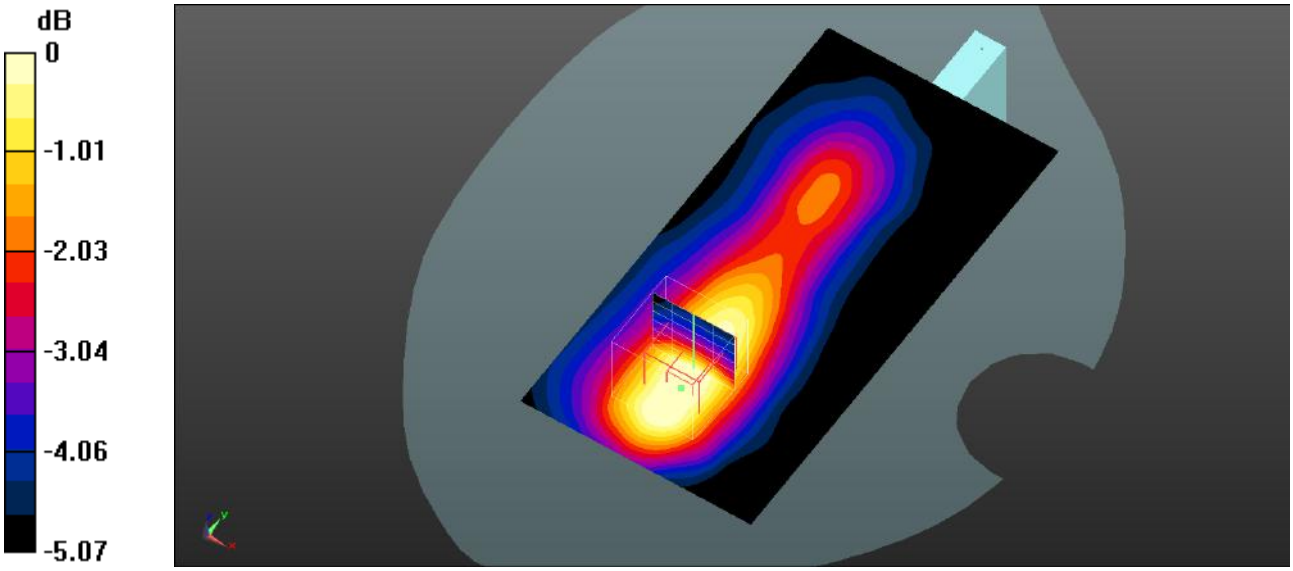

0 dB = 0.133 W/kg = -8.76 dBW/kg

Plot 19#: PCS 1900_Body Right_Mid

DUT: Mobile Phone; Type: ART 3 LITE; Serial: SZNS220524-22419E-SA-S1

Communication System: UID 0, Generic GPRS-2 slots (0); Frequency: 1880 MHz;Duty Cycle: 1:4
Medium parameters used (interpolated): f = 1880 MHz; σ = 1.41 S/m; εr = 40.127; ρ = 1000 kg/m^3
Phantom section: Flat Section

DASY5 Configuration:

- Probe: EX3DV4- SN3619; ConvF(7.07, 7.07, 7.07); Calibrated: 2021/08/25
- Sensor-Surface: 4mm (Mechanical Surface Detection)
- Electronics: DAE4 Sn1211; Calibrated: 2022/03/01
- Phantom: Twin SAM; Type: QD000P40CD; Serial: TP:1744
- Measurement SW: DASY52, Version 52.10 (4); SEMCAD X Version 14.6.14 (7501)

Body Right/GSM 1900 Mid/Area Scan (61x81x1): Interpolated grid: dx=1.500 mm, dy=1.500 mm,Maximum value of SAR (interpolated) = 0.105 W/kg

Body Right/GSM 1900 Mid/Zoom Scan (5x5x7)/Cube 0: Measurement grid: dx=8mm, dy=8mm, dz=5mm
Reference Value = 6.377 V/m; Power Drift = -0.19 dB
Peak SAR (extrapolated) = 0.124 W/kg
SAR(1 g) = 0.094 W/kg; SAR(10 g) = 0.071 W/kg
Maximum value of SAR (measured) = 0.100 W/kg

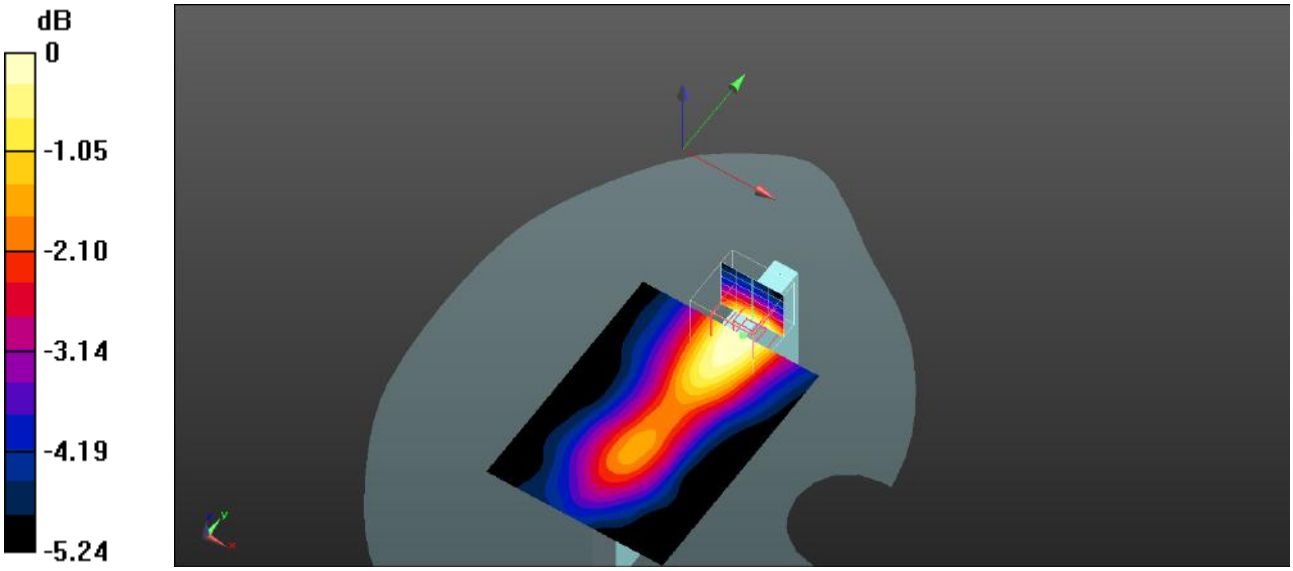

0 dB = 0.100 W/kg = -10.00 dBW/kg

Plot 20#: PCS 1900_Body Bottom_Mid

DUT: Mobile Phone; Type: ART 3 LITE; Serial: SZNS220524-22419E-SA-S1

Communication System: UID 0, Generic GPRS-2 slots (0); Frequency: 1880 MHz;Duty Cycle: 1:4
Medium parameters used (interpolated): f = 1880 MHz; σ = 1.41 S/m; εr = 40.127; ρ = 1000 kg/m^3
Phantom section: Flat Section

DASY5 Configuration:

- Probe: EX3DV4- SN3619; ConvF(7.07, 7.07, 7.07); Calibrated: 2021/08/25
- Sensor-Surface: 4mm (Mechanical Surface Detection)
- Electronics: DAE4 Sn1211; Calibrated: 2022/03/01
- Phantom: Twin SAM; Type: QD000P40CD; Serial: TP:1744
- Measurement SW: DASY52, Version 52.10 (4); SEMCAD X Version 14.6.14 (7501)

Body Bottom/GSM 1900 Mid/Area Scan (61x81x1): Interpolated grid: dx=1.500 mm, dy=1.500 mm
Maximum value of SAR (interpolated) = 0.374 W/kg

Body Bottom/GSM 1900 Mid/Zoom Scan (5x5x7)/Cube 0: Measurement grid: dx=8mm, dy=8mm, dz=5mm
Reference Value = 15.25 V/m; Power Drift = -0.20 dB
Peak SAR (extrapolated) = 0.467 W/kg
SAR(1 g) = 0.304 W/kg; SAR(10 g) = 0.184 W/kg
Maximum value of SAR (measured) = 0.335 W/kg

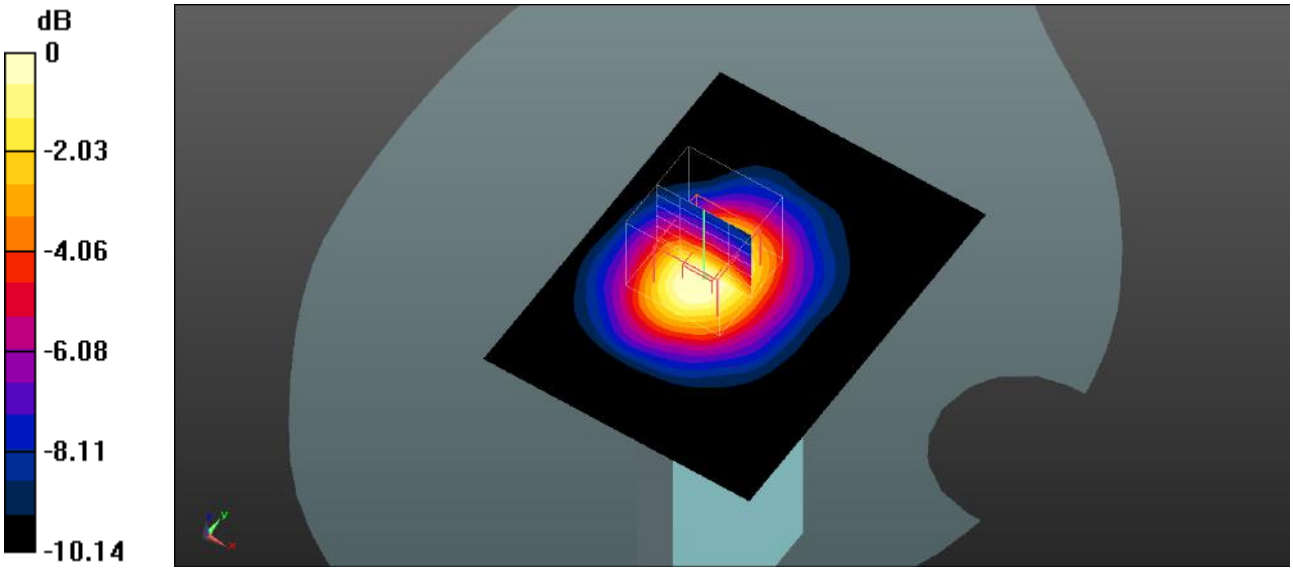

0 dB = 0.335 W/kg = -4.75 dBW/kg

Plot 21#: WCDMA Band 2_Head Left Cheek_Mid

DUT: Mobile Phone; Type: ART 3 LITE; Serial: SZNS220524-22419E-SA-S1

Communication System: UID 0, WCDMA (0); Frequency: 1880 MHz;Duty Cycle: 1:1

Medium parameters used (interpolated): f = 1880 MHz; σ = 1.41 S/m; εr = 40.127; ρ = 1000 kg/m^3

Phantom section: Left Section

DASY5 Configuration:

- Probe: EX3DV4- SN3619; ConvF(7.07, 7.07, 7.07); Calibrated: 2021/08/25
- Sensor-Surface: 4mm (Mechanical Surface Detection)
- Electronics: DAE4 Sn1211; Calibrated: 2022/03/01
- Phantom: Twin SAM; Type: QD000P40CD; Serial: TP:1744
- Measurement SW: DASY52, Version 52.10 (4); SEMCAD X Version 14.6.14 (7501)

Head Left Cheek/WCDMA Band 2 Mid/Area Scan (71x91x1): Interpolated grid: dx=1.500 mm, dy=1.500 mm

Maximum value of SAR (interpolated) = 0.136 W/kg

Head Left Cheek/WCDMA Band 2 Mid/Zoom Scan (5x5x7)/Cube 0: Measurement grid: dx=8mm, dy=8mm, dz=5mm

Reference Value = 6.114 V/m; Power Drift = -0.11 dB

Peak SAR (extrapolated) = 0.302 W/kg

SAR(1 g) = 0.128 W/kg; SAR(10 g) = 0.100 W/kg

Maximum value of SAR (measured) = 0.133 W/kg

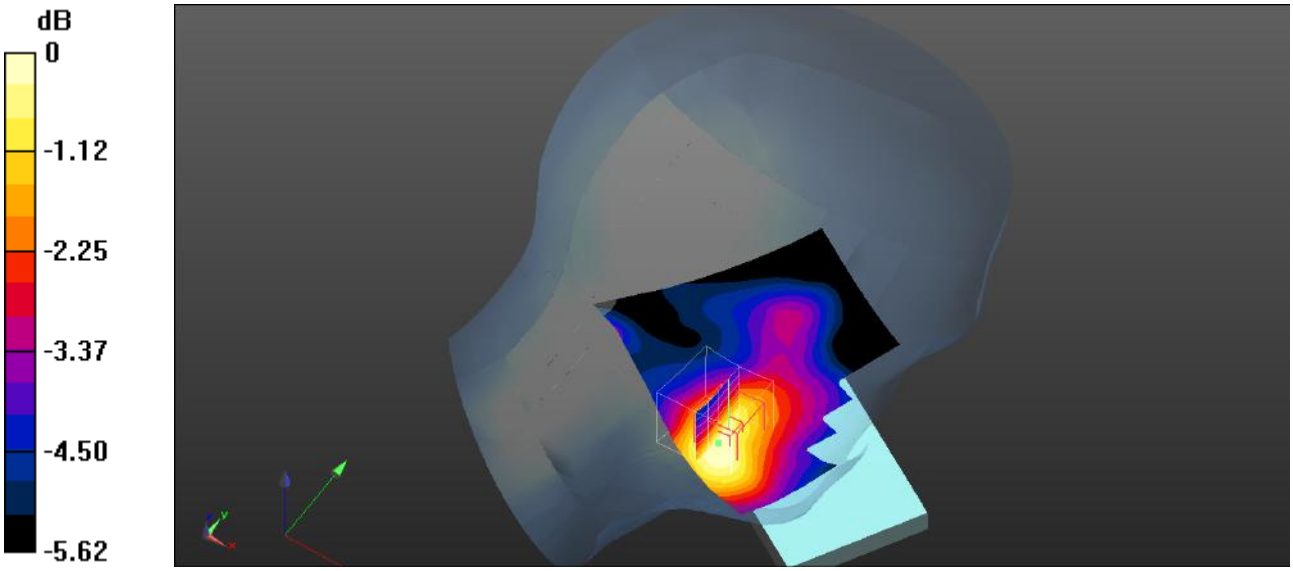

0 dB = 0.133 W/kg = -8.76 dBW/kg

Plot 22#: WCDMA Band 2_Head Left Tilt_Mid

DUT: Mobile Phone; Type: ART 3 LITE; Serial: SZNS220524-22419E-SA-S1

Communication System: UID 0, WCDMA (0); Frequency: 1880 MHz;Duty Cycle: 1:1
Medium parameters used (interpolated): f = 1880 MHz; σ = 1.41 S/m; εr = 40.127; ρ = 1000 kg/m^3
Phantom section: Left Section

DASY5 Configuration:

- Probe: EX3DV4- SN3619; ConvF(7.07, 7.07, 7.07); Calibrated: 2021/08/25
- Sensor-Surface: 4mm (Mechanical Surface Detection)
- Electronics: DAE4 Sn1211; Calibrated: 2022/03/01
- Phantom: Twin SAM; Type: QD000P40CD; Serial: TP:1744
- Measurement SW: DASY52, Version 52.10 (4); SEMCAD X Version 14.6.14 (7501)

Head Left Tilt/WCDMA Band 2 Mid/Area Scan (71x91x1): Interpolated grid: dx=1.500 mm, dy=1.500 mm,Maximum value of SAR (interpolated) = 0.0761 W/kg

Head Left Tilt/WCDMA Band 2 Mid/Zoom Scan (5x5x7)/Cube 0: Measurement grid: dx=8mm, dy=8mm, dz=5mm
Reference Value = 7.144 V/m; Power Drift = 0.17 dB
Peak SAR (extrapolated) = 0.0980 W/kg
SAR(1 g) = 0.066 W/kg; SAR(10 g) = 0.048 W/kg
Maximum value of SAR (measured) = 0.0746 W/kg

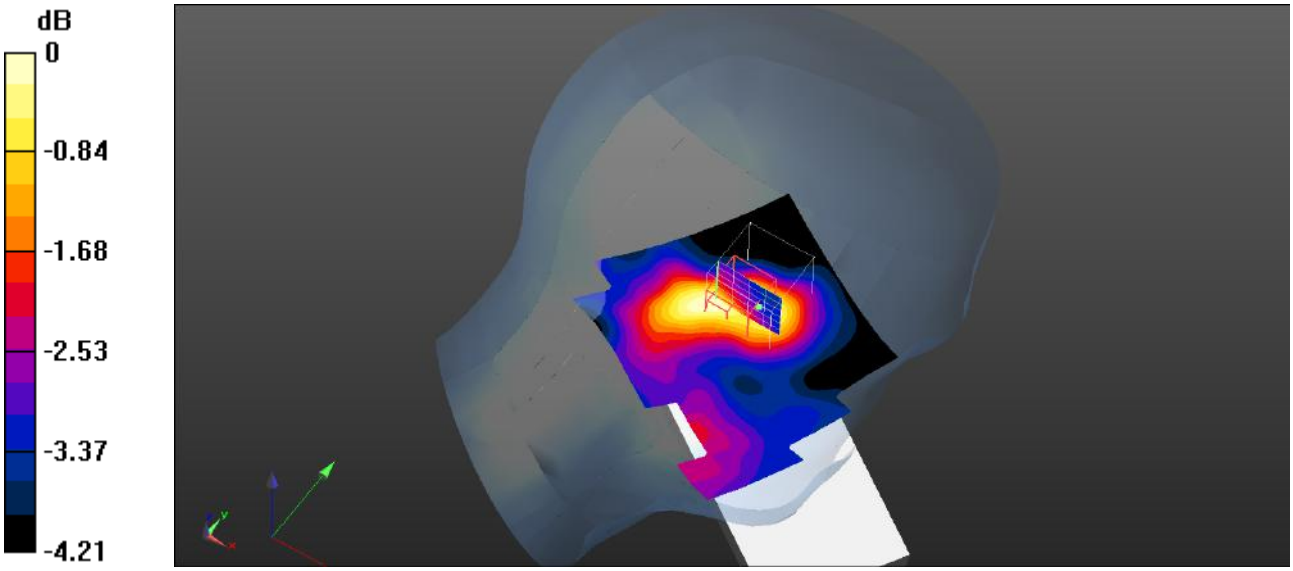

0 dB = 0.0746 W/kg = -11.27 dBW/kg

Plot 23#: WCDMA Band 2_Head Right Cheek_Mid

DUT: Mobile Phone; Type: ART 3 LITE; Serial: SZNS220524-22419E-SA-S1

Communication System: UID 0, WCDMA (0); Frequency: 1880 MHz;Duty Cycle: 1:1
Medium parameters used (interpolated): f = 1880 MHz; σ = 1.41 S/m; εr = 40.127; ρ = 1000 kg/m^3
Phantom section: Right Section

DASY5 Configuration:

- Probe: EX3DV4- SN3619; ConvF(7.07, 7.07, 7.07); Calibrated: 2021/08/25
- Sensor-Surface: 4mm (Mechanical Surface Detection)
- Electronics: DAE4 Sn1211; Calibrated: 2022/03/01
- Phantom: Twin SAM; Type: QD000P40CD; Serial: TP:1744
- Measurement SW: DASY52, Version 52.10 (4); SEMCAD X Version 14.6.14 (7501)

Head Right Cheek/WCDMA Band 2 Mid/Area Scan (71x91x1): Interpolated grid: dx=1.500 mm, dy=1.500 mm,Maximum value of SAR (interpolated) = 0.0705 W/kg

Head Right Cheek/WCDMA Band 2 Mid/Zoom Scan (5x5x7)/Cube 0: Measurement grid: dx=8mm, dy=8mm, dz=5mm
Reference Value = 4.985 V/m; Power Drift = 0.12 dB
Peak SAR (extrapolated) = 0.0770 W/kg
SAR(1 g) = 0.057 W/kg; SAR(10 g) = 0.047 W/kg
Maximum value of SAR (measured) = 0.0619 W/kg

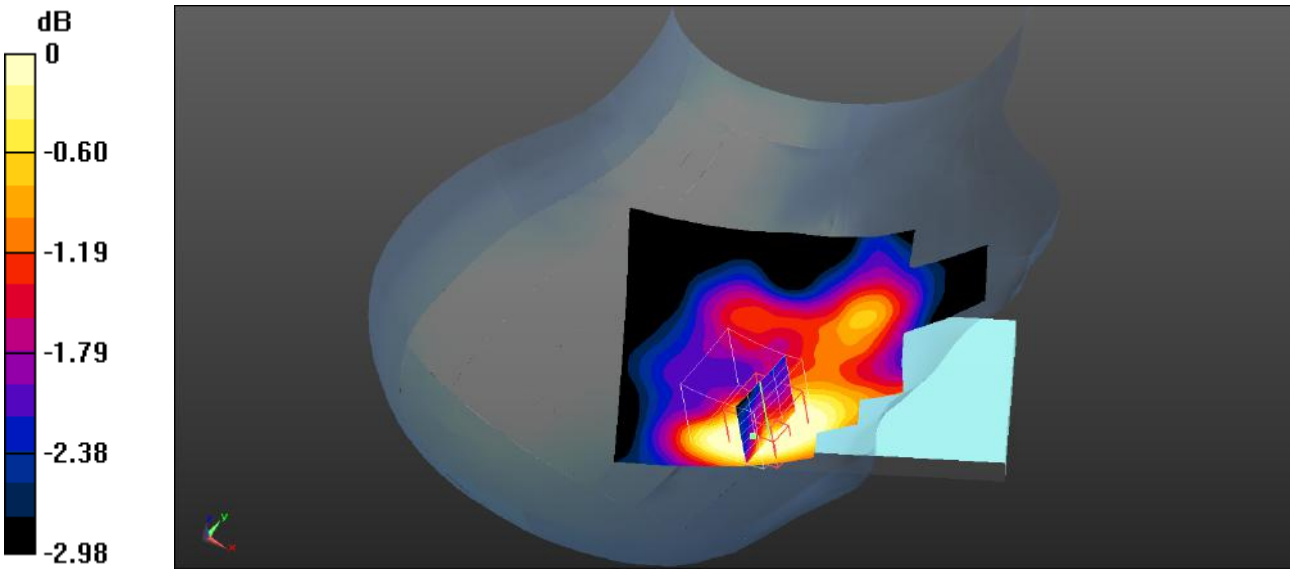

0 dB = 0.0619 W/kg = -12.08 dBW/kg

Plot 24#: WCDMA Band 2_Head Right Tilt_Mid

DUT: Mobile Phone; Type: ART 3 LITE; Serial: SZNS220524-22419E-SA-S1

Communication System: UID 0, WCDMA (0); Frequency: 1880 MHz;Duty Cycle: 1:1
Medium parameters used (interpolated): f = 1880 MHz; σ = 1.41 S/m; εr = 40.127; ρ = 1000 kg/m^3
Phantom section: Right Section

DASY5 Configuration:

- Probe: EX3DV4- SN3619; ConvF(7.07, 7.07, 7.07); Calibrated: 2021/08/25
- Sensor-Surface: 4mm (Mechanical Surface Detection)
- Electronics: DAE4 Sn1211; Calibrated: 2022/03/01
- Phantom: Twin SAM; Type: QD000P40CD; Serial: TP:1744
- Measurement SW: DASY52, Version 52.10 (4); SEMCAD X Version 14.6.14 (7501)

Head Right Tilt/WCDMA Band 2 Mid/Area Scan (71x91x1): Interpolated grid: dx=1.500 mm, dy=1.500 mm,Maximum value of SAR (interpolated) = 0.0741 W/kg

Head Right Tilt/WCDMA Band 2 Mid/Zoom Scan (5x5x7)/Cube 0: Measurement grid: dx=8mm, dy=8mm, dz=5mm
Reference Value = 7.206 V/m; Power Drift = -0.12 dB
Peak SAR (extrapolated) = 0.112 W/kg
SAR(1 g) = 0.079 W/kg; SAR(10 g) = 0.060 W/kg
Maximum value of SAR (measured) = 0.0825 W/kg

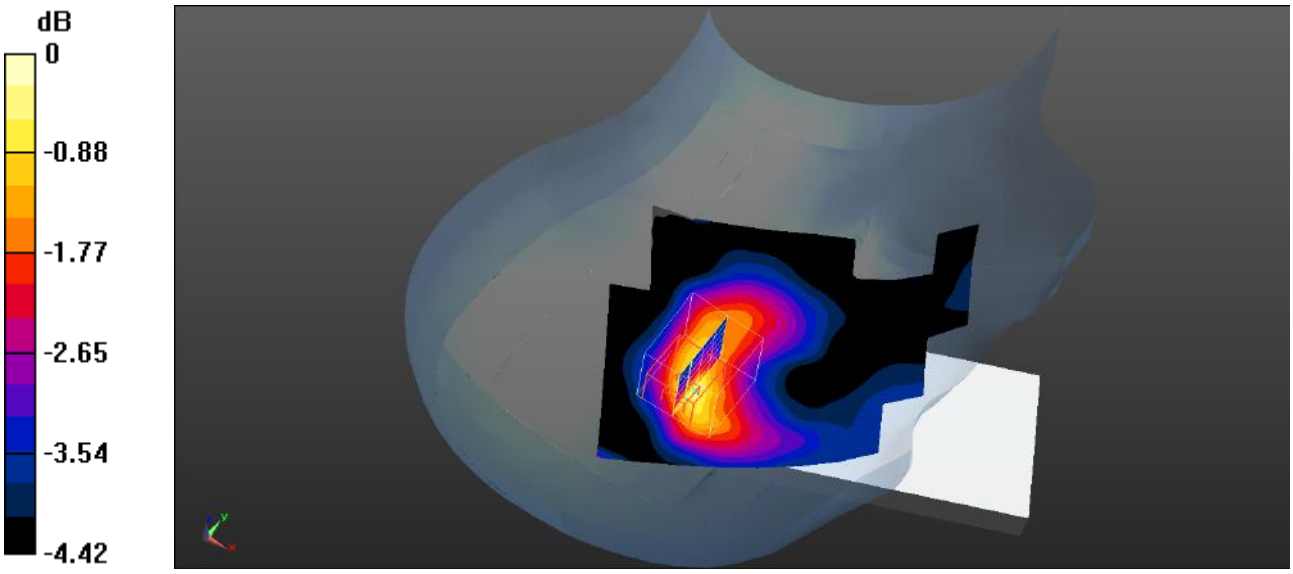

0 dB = 0.0825 W/kg = -10.84 dBW/kg

Plot 25#: WCDMA Band 2_Body Front_Mid

DUT: Mobile Phone; Type: ART 3 LITE; Serial: SZNS220524-22419E-SA-S1

Communication System: UID 0, WCDMA (0); Frequency: 1880 MHz;Duty Cycle: 1:1

Medium parameters used (interpolated): f = 1880 MHz; σ = 1.41 S/m; εr = 40.127; ρ = 1000 kg/m^3

Phantom section: Flat Section

DASY5 Configuration:

- Probe: EX3DV4- SN3619; ConvF(7.07, 7.07, 7.07); Calibrated: 2021/08/25
- Sensor-Surface: 4mm (Mechanical Surface Detection)
- Electronics: DAE4 Sn1211; Calibrated: 2022/03/01
- Phantom: Twin SAM; Type: QD000P40CD; Serial: TP:1744
- Measurement SW: DASY52, Version 52.10 (4); SEMCAD X Version 14.6.14 (7501)

Body Front/WCDMA Band 2 Mid/Area Scan (71x121x1): Interpolated grid: dx=1.500 mm, dy=1.500 mm

Maximum value of SAR (interpolated) = 0.166 W/kg

Body Front/WCDMA Band 2 Mid/Zoom Scan (5x5x7)/Cube 0: Measurement grid: dx=8mm, dy=8mm, dz=5mm

Reference Value = 5.728 V/m; Power Drift = -0.19 dB

Peak SAR (extrapolated) = 0.217 W/kg

SAR(1 g) = 0.152 W/kg; SAR(10 g) = 0.103 W/kg

Maximum value of SAR (measured) = 0.157 W/kg

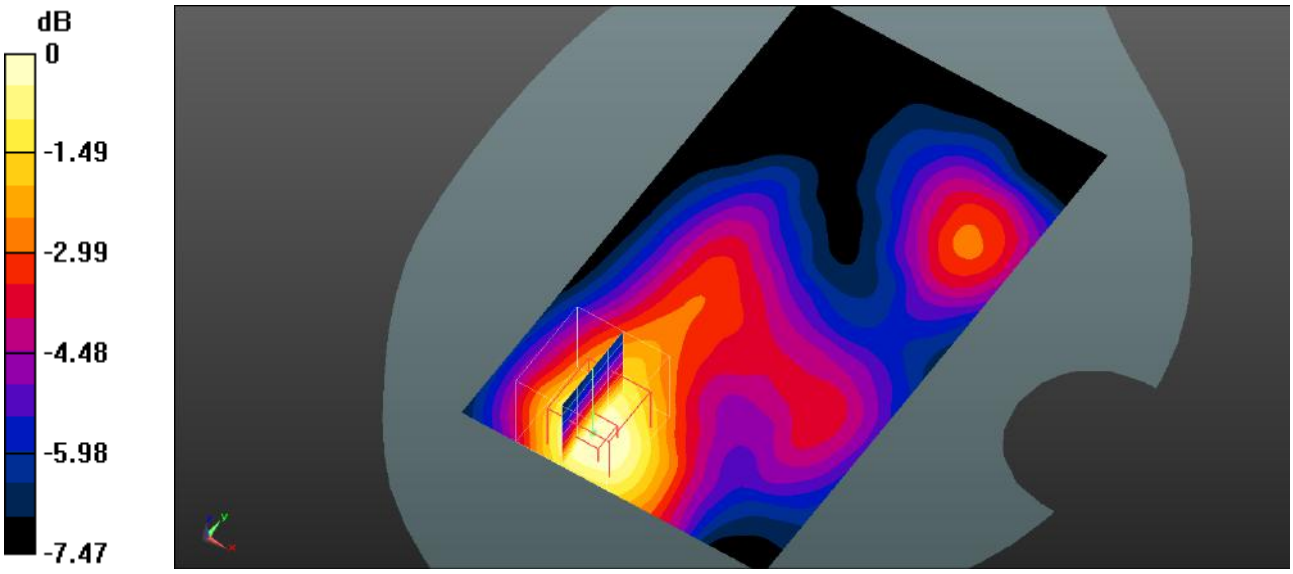

0 dB = 0.157 W/kg = -8.04 dBW/kg

Plot 26#: WCDMA Band 2_Body Back_Mid

DUT: Mobile Phone; Type: ART 3 LITE; Serial: SZNS220524-22419E-SA-S1

Communication System: UID 0, WCDMA (0); Frequency: 1880 MHz;Duty Cycle: 1:1

Medium parameters used (interpolated): f = 1880 MHz; σ = 1.41 S/m; εr = 40.127; ρ = 1000 kg/m^3

Phantom section: Flat Section

DASY5 Configuration:

- Probe: EX3DV4- SN3619; ConvF(7.07, 7.07, 7.07); Calibrated: 2021/08/25
- Sensor-Surface: 4mm (Mechanical Surface Detection)
- Electronics: DAE4 Sn1211; Calibrated: 2022/03/01
- Phantom: Twin SAM; Type: QD000P40CD; Serial: TP:1744
- Measurement SW: DASY52, Version 52.10 (4); SEMCAD X Version 14.6.14 (7501)

Body Back/WCDMA Band 2 Mid/Area Scan (71x121x1): Interpolated grid: dx=1.500 mm, dy=1.500 mm

Maximum value of SAR (interpolated) = 0.335 W/kg

Body Back/WCDMA Band 2 Mid/Zoom Scan (5x5x7)/Cube 0: Measurement grid: dx=8mm, dy=8mm, dz=5mm

Reference Value = 6.622 V/m; Power Drift = -0.19 dB

Peak SAR (extrapolated) = 0.545 W/kg

SAR(1 g) = 0.307 W/kg; SAR(10 g) = 0.184 W/kg

Maximum value of SAR (measured) = 0.331 W/kg

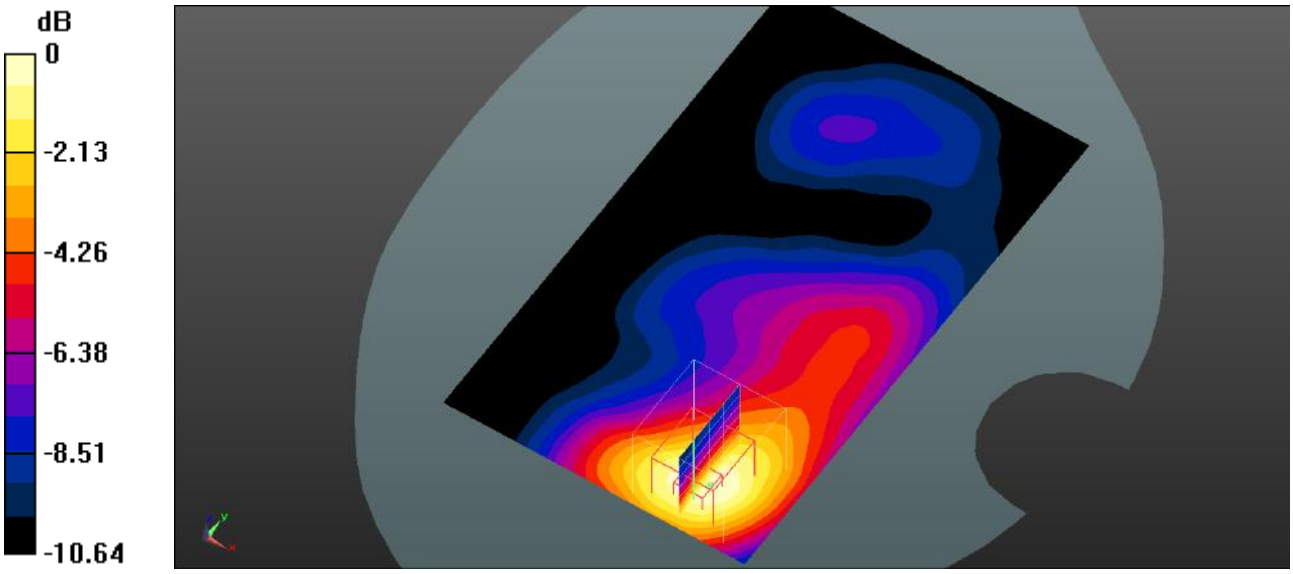

0 dB = 0.331 W/kg = -4.80 dBW/kg

Plot 27#: WCDMA Band 2_Body Left_Mid

DUT: Mobile Phone; Type: ART 3 LITE; Serial: SZNS220524-22419E-SA-S1

Communication System: UID 0, WCDMA (0); Frequency: 1880 MHz;Duty Cycle: 1:1

Medium parameters used (interpolated): f = 1880 MHz; σ = 1.41 S/m; εr = 40.127; ρ = 1000 kg/m^3

Phantom section: Flat Section

DASY5 Configuration:

- Probe: EX3DV4- SN3619; ConvF(7.07, 7.07, 7.07); Calibrated: 2021/08/25
- Sensor-Surface: 4mm (Mechanical Surface Detection)
- Electronics: DAE4 Sn1211; Calibrated: 2022/03/01
- Phantom: Twin SAM; Type: QD000P40CD; Serial: TP:1744
- Measurement SW: DASY52, Version 52.10 (4); SEMCAD X Version 14.6.14 (7501)

Body Left/WCDMA Band 2 Mid/Area Scan (61x121x1): Interpolated grid: dx=1.500 mm, dy=1.500 mm

Maximum value of SAR (interpolated) = 0.194 W/kg

Body Left/WCDMA Band 2 Mid/Zoom Scan (5x5x7)/Cube 0: Measurement grid: dx=8mm, dy=8mm, dz=5mm

Reference Value = 8.883 V/m; Power Drift = -0.16 dB

Peak SAR (extrapolated) = 0.260 W/kg

SAR(1 g) = 0.180 W/kg; SAR(10 g) = 0.124 W/kg

Maximum value of SAR (measured) = 0.194 W/kg

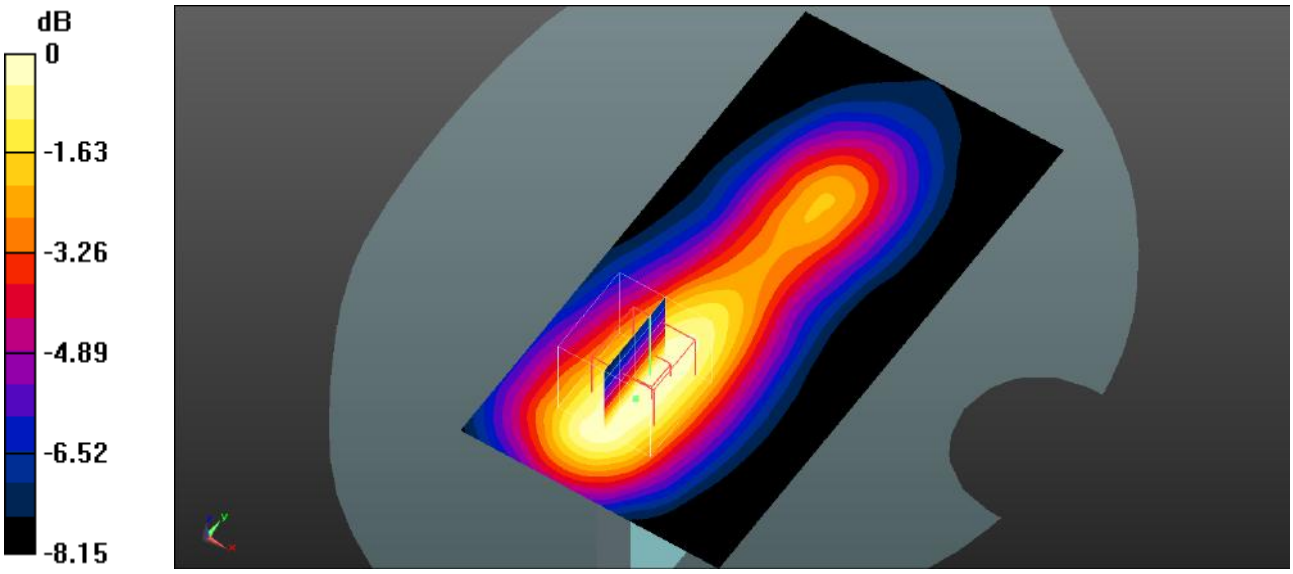

0 dB = 0.194 W/kg = -7.12 dBW/kg

Plot 28#: WCDMA Band 2_Body Right_Mid

DUT: Mobile Phone; Type: ART 3 LITE; Serial: SZNS220524-22419E-SA-S1

Communication System: UID 0, WCDMA (0); Frequency: 1880 MHz;Duty Cycle: 1:1
Medium parameters used (interpolated): f = 1880 MHz; σ = 1.41 S/m; εr = 40.127; ρ = 1000 kg/m^3
Phantom section: Flat Section

DASY5 Configuration:

- Probe: EX3DV4- SN3619; ConvF(7.07, 7.07, 7.07); Calibrated: 2021/08/25
- Sensor-Surface: 4mm (Mechanical Surface Detection)
- Electronics: DAE4 Sn1211; Calibrated: 2022/03/01
- Phantom: Twin SAM; Type: QD000P40CD; Serial: TP:1744
- Measurement SW: DASY52, Version 52.10 (4); SEMCAD X Version 14.6.14 (7501)

Body Right/WCDMA Band 2 Mid/Area Scan (61x121x1): Interpolated grid: dx=1.500 mm, dy=1.500 mm
Maximum value of SAR (interpolated) = 0.0711 W/kg

Body Right/WCDMA Band 2 Mid/Zoom Scan (5x5x7)/Cube 0: Measurement grid: dx=8mm, dy=8mm, dz=5mm
Reference Value = 5.708 V/m; Power Drift = -0.18 dB
Peak SAR (extrapolated) = 0.0830 W/kg
SAR(1 g) = 0.066 W/kg; SAR(10 g) = 0.055 W/kg
Maximum value of SAR (measured) = 0.0684 W/kg

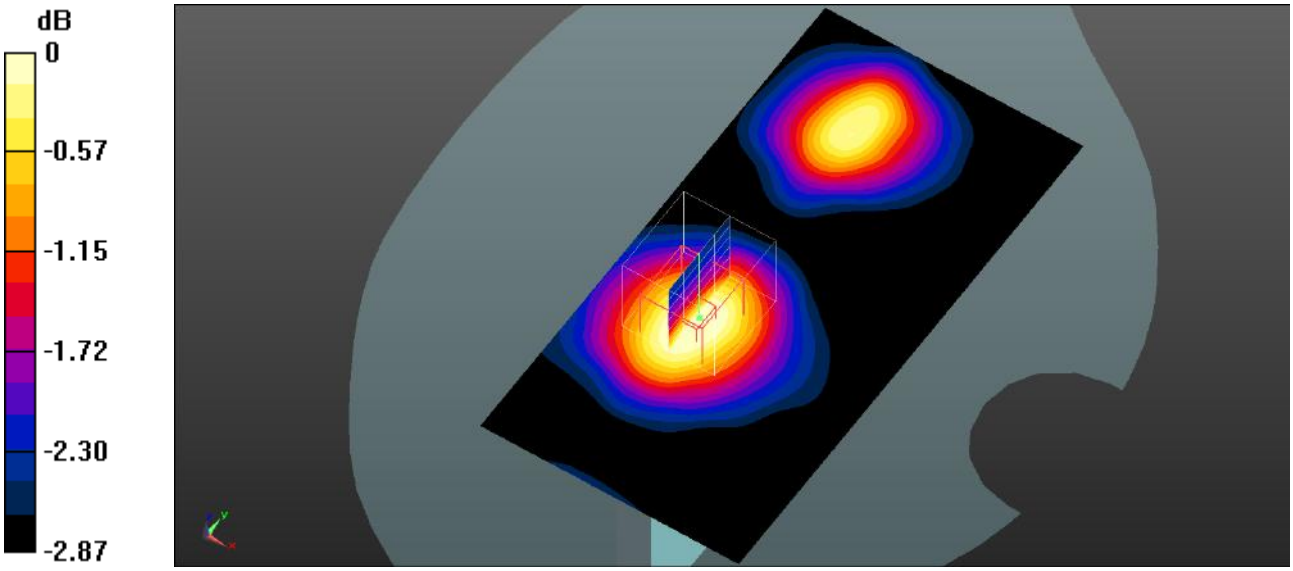

0 dB = 0.0684 W/kg = -11.65 dBW/kg

Plot 29#: WCDMA Band 2_Body Bottom_Mid

DUT: Mobile Phone; Type: ART 3 LITE; Serial: SZNS220524-22419E-SA-S1

Communication System: UID 0, WCDMA (0); Frequency: 1880 MHz;Duty Cycle: 1:1

Medium parameters used (interpolated): f = 1880 MHz; σ = 1.41 S/m; εr = 40.127; ρ = 1000 kg/m^3

Phantom section: Flat Section

DASY5 Configuration:

- Probe: EX3DV4- SN3619; ConvF(7.07, 7.07, 7.07); Calibrated: 2021/08/25
- Sensor-Surface: 4mm (Mechanical Surface Detection)
- Electronics: DAE4 Sn1211; Calibrated: 2022/03/01
- Phantom: Twin SAM; Type: QD000P40CD; Serial: TP:1744
- Measurement SW: DASY52, Version 52.10 (4); SEMCAD X Version 14.6.14 (7501)

Body Bottom/WCDMA Band 2 Mid/Area Scan (71x91x1): Interpolated grid: dx=1.500 mm, dy=1.500 mm

Maximum value of SAR (interpolated) = 0.693 W/kg

Body Bottom/WCDMA Band 2 Mid/Zoom Scan (5x5x7)/Cube 0: Measurement grid: dx=8mm, dy=8mm, dz=5mm

Reference Value = 18.18 V/m; Power Drift = 0.10 dB

Peak SAR (extrapolated) = 0.901 W/kg

SAR(1 g) = 0.557 W/kg; SAR(10 g) = 0.324 W/kg

Maximum value of SAR (measured) = 0.614 W/kg

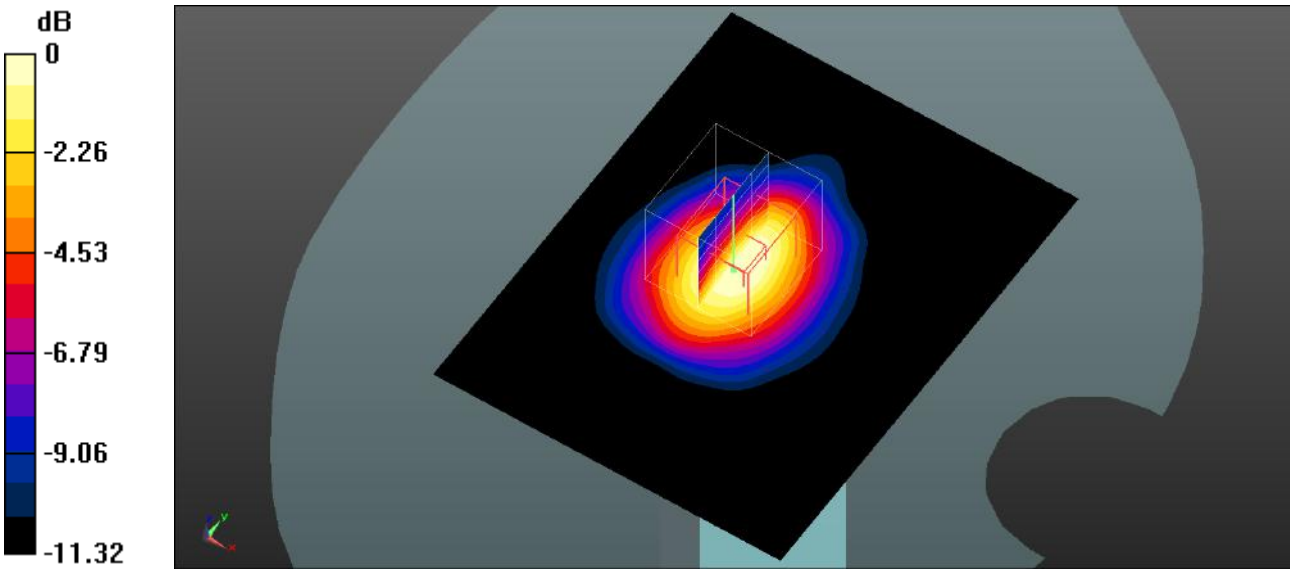

0 dB = 0.614 W/kg = -2.12 dBW/kg

Plot 30#: WCDMA Band 5_Head Left Cheek_Mid

DUT: Mobile Phone; Type: ART 3 LITE; Serial: SZNS220524-22419E-SA-S1

Communication System: UID 0, WCDMA (0); Frequency: 836.6 MHz;Duty Cycle: 1:1
Medium parameters used (interpolated): f = 836.6 MHz; σ = 0.928 S/m; ε_r = 41.606; ρ = 1000 kg/m^3
Phantom section: Left Section

DASY5 Configuration:

- Probe: EX3DV4- SN3619; ConvF(8.5, 8.5, 8.5); Calibrated: 2021/08/25
- Sensor-Surface: 4mm (Mechanical Surface Detection)
- Electronics: DAE4 Sn1211; Calibrated: 2022/03/01
- Phantom: Twin SAM; Type: QD000P40CD; Serial: TP:1744
- Measurement SW: DASY52, Version 52.10 (4); SEMCAD X Version 14.6.14 (7501)

Head Left Cheek/WCDMA Band 5 Mid/Area Scan (71x91x1): Interpolated grid: dx=1.500 mm, dy=1.500 mm
Maximum value of SAR (interpolated) = 0.174 W/kg

Head Left Cheek/WCDMA Band 5 Mid/Zoom Scan (5x5x7)/Cube 0: Measurement grid: dx=8mm, dy=8mm, dz=5mm
Reference Value = 4.976 V/m; Power Drift = 0.13 dB
Peak SAR (extrapolated) = 0.170 W/kg
SAR(1 g) = 0.145 W/kg; SAR(10 g) = 0.119 W/kg
Maximum value of SAR (measured) = 0.148 W/kg



0 dB = 0.148 W/kg = -8.30 dBW/kg

Plot 31#: WCDMA Band 5_Head Left Tilt_Mid

DUT: Mobile Phone; Type: ART 3 LITE; Serial: SZNS220524-22419E-SA-S1

Communication System: UID 0, WCDMA (0); Frequency: 836.6 MHz;Duty Cycle: 1:1
Medium parameters used (interpolated): f = 836.6 MHz; σ = 0.928 S/m; ε_r = 41.606; ρ = 1000 kg/m^3
Phantom section: Left Section

DASY5 Configuration:

- Probe: EX3DV4- SN3619; ConvF(8.5, 8.5, 8.5); Calibrated: 2021/08/25
- Sensor-Surface: 4mm (Mechanical Surface Detection)
- Electronics: DAE4 Sn1211; Calibrated: 2022/03/01
- Phantom: Twin SAM; Type: QD000P40CD; Serial: TP:1744
- Measurement SW: DASY52, Version 52.10 (4); SEMCAD X Version 14.6.14 (7501)

Head Left Tilt/WCDMA Band 5 Mid/Area Scan (71x91x1): Interpolated grid: dx=1.500 mm, dy=1.500 mm,Maximum value of SAR (interpolated) = 0.111 W/kg

Head Left Tilt/WCDMA Band 5 Mid/Zoom Scan (5x5x7)/Cube 0: Measurement grid: dx=8mm, dy=8mm, dz=5mm
Reference Value = 7.432 V/m; Power Drift = -0.11 dB
Peak SAR (extrapolated) = 0.0770 W/kg
SAR(1 g) = 0.068 W/kg; SAR(10 g) = 0.057 W/kg
Maximum value of SAR (measured) = 0.0716 W/kg

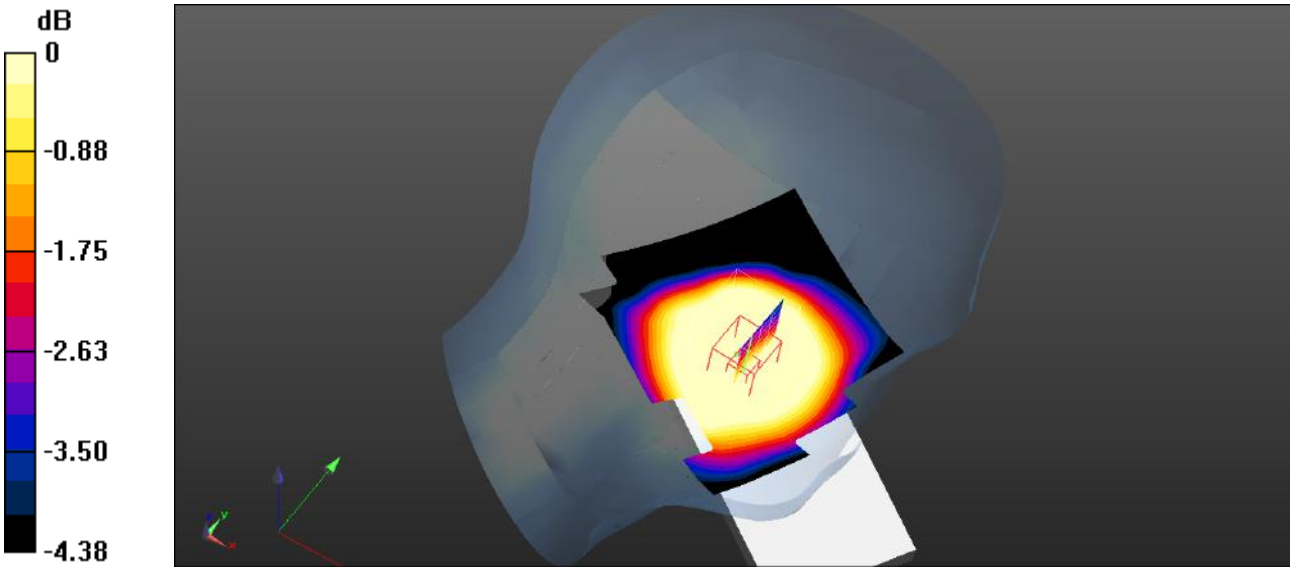

0 dB = 0.0716 W/kg = -11.45 dBW/kg

Plot 32#: WCDMA Band 5_Head Right Cheek_Mid

DUT: Mobile Phone; Type: ART 3 LITE; Serial: SZNS220524-22419E-SA-S1

Communication System: UID 0, WCDMA (0); Frequency: 836.6 MHz;Duty Cycle: 1:1
Medium parameters used (interpolated): f = 836.6 MHz; σ = 0.928 S/m; ε_r = 41.606; ρ = 1000 kg/m^3
Phantom section: Right Section

DASY5 Configuration:

- Probe: EX3DV4- SN3619; ConvF(8.5, 8.5, 8.5); Calibrated: 2021/08/25
- Sensor-Surface: 4mm (Mechanical Surface Detection)
- Electronics: DAE4 Sn1211; Calibrated: 2022/03/01
- Phantom: Twin SAM; Type: QD000P40CD; Serial: TP:1744
- Measurement SW: DASY52, Version 52.10 (4); SEMCAD X Version 14.6.14 (7501)

Head Right Cheek/WCDMA Band 5 Mid/Area Scan (71x91x1): Interpolated grid: dx=1.500 mm, dy=1.500 mm,Maximum value of SAR (interpolated) = 0.184 W/kg

Head Right Cheek/WCDMA Band 5 Mid/Zoom Scan (5x5x7)/Cube 0: Measurement grid: dx=8mm, dy=8mm, dz=5mm
Reference Value = 5.745 V/m; Power Drift = -0.17 dB
Peak SAR (extrapolated) = 0.193 W/kg
SAR(1 g) = 0.158 W/kg; SAR(10 g) = 0.126 W/kg
Maximum value of SAR (measured) = 0.162 W/kg

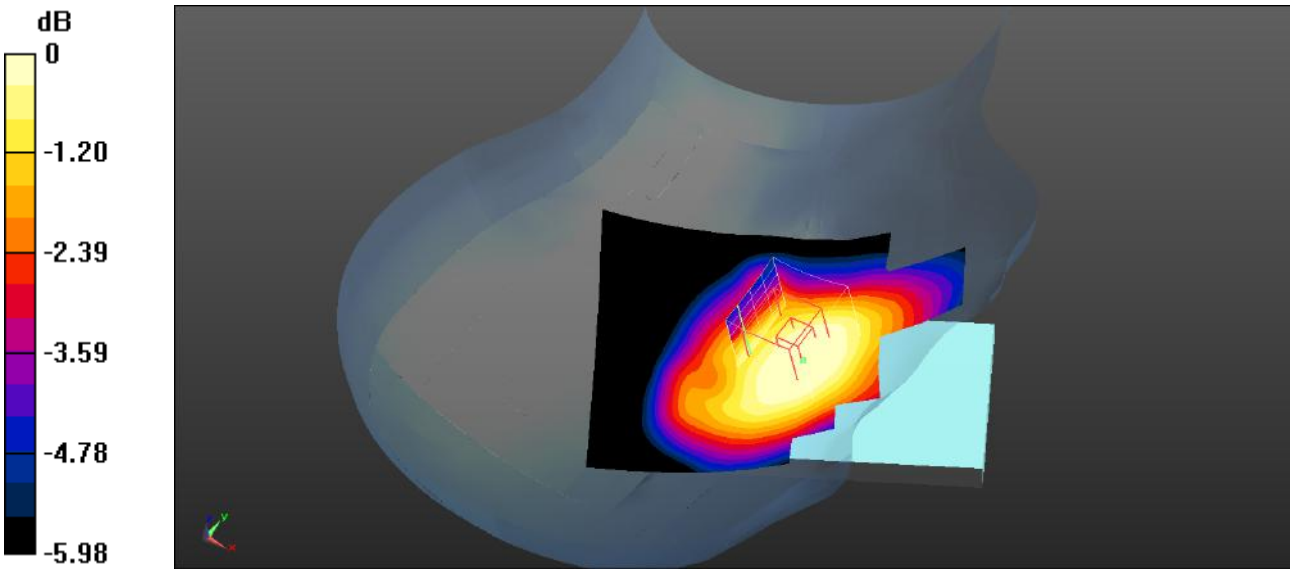

0 dB = 0.162 W/kg = -7.90 dBW/kg

Plot 33#: WCDMA Band 5_Head Right Tilt_Mid

DUT: Mobile Phone; Type: ART 3 LITE; Serial: SZNS220524-22419E-SA-S1

Communication System: UID 0, WCDMA (0); Frequency: 836.6 MHz;Duty Cycle: 1:1
Medium parameters used (interpolated): f = 836.6 MHz; σ = 0.928 S/m; ε_r = 41.606; ρ = 1000 kg/m^3
Phantom section: Right Section

DASY5 Configuration:

- Probe: EX3DV4- SN3619; ConvF(8.5, 8.5, 8.5); Calibrated: 2021/08/25
- Sensor-Surface: 4mm (Mechanical Surface Detection)
- Electronics: DAE4 Sn1211; Calibrated: 2022/03/01
- Phantom: Twin SAM; Type: QD000P40CD; Serial: TP:1744
- Measurement SW: DASY52, Version 52.10 (4); SEMCAD X Version 14.6.14 (7501)

Head Right Tilt/WCDMA Band 5 Mid/Area Scan (71x91x1): Interpolated grid: dx=1.500 mm, dy=1.500 mm,Maximum value of SAR (interpolated) = 0.104 W/kg

Head Right Tilt/WCDMA Band 5 Mid/Zoom Scan (5x5x7)/Cube 0: Measurement grid: dx=8mm, dy=8mm, dz=5mm
Reference Value = 6.799 V/m; Power Drift = -0.13 dB
Peak SAR (extrapolated) = 0.106 W/kg
SAR(1 g) = 0.086 W/kg; SAR(10 g) = 0.064 W/kg
Maximum value of SAR (measured) = 0.0898 W/kg

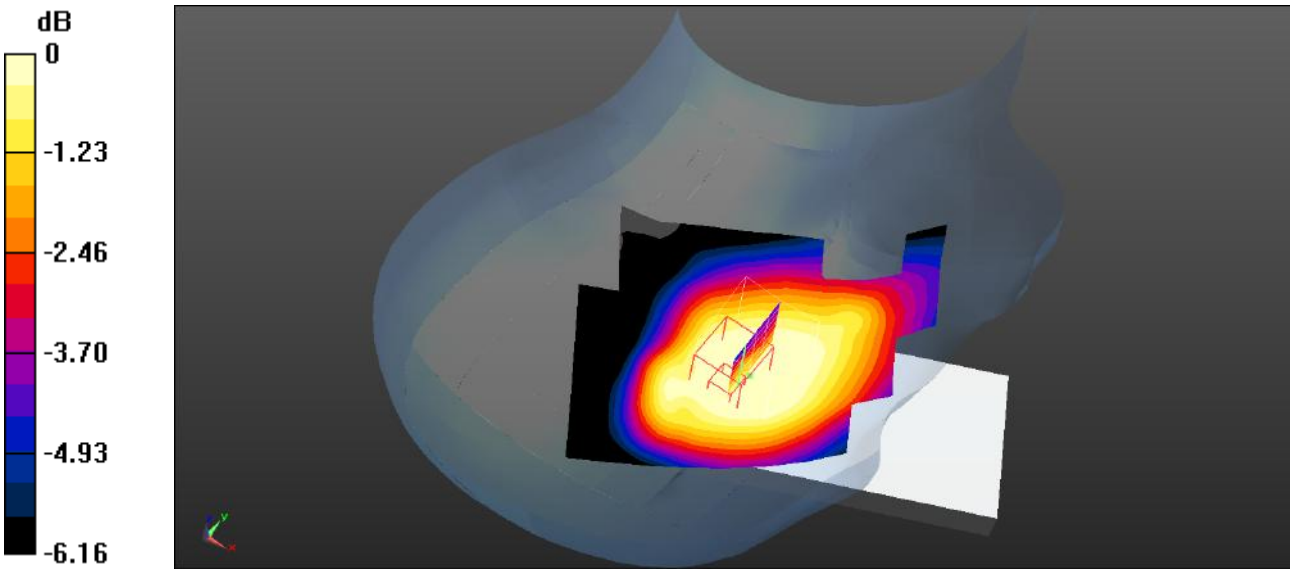

0 dB = 0.0898 W/kg = -10.47 dBW/kg

Plot 34#: WCDMA Band 5_Body Front_Mid

DUT: Mobile Phone; Type: ART 3 LITE; Serial: SZNS220524-22419E-SA-S1

Communication System: UID 0, WCDMA (0); Frequency: 836.6 MHz;Duty Cycle: 1:1

Medium parameters used (interpolated): f = 836.6 MHz; σ = 0.928 S/m; ε_r = 41.606; ρ = 1000 kg/m^3

Phantom section: Flat Section

DASY5 Configuration:

- Probe: EX3DV4- SN3619; ConvF(8.5, 8.5, 8.5); Calibrated: 2021/08/25
- Sensor-Surface: 4mm (Mechanical Surface Detection)
- Electronics: DAE4 Sn1211; Calibrated: 2022/03/01
- Phantom: Twin SAM; Type: QD000P40CD; Serial: TP:1744
- Measurement SW: DASY52, Version 52.10 (4); SEMCAD X Version 14.6.14 (7501)

Body Front/WCDMA Band 5 Mid/Area Scan (71x121x1): Interpolated grid: dx=1.500 mm, dy=1.500 mm,Maximum value of SAR (interpolated) = 0.173 W/kg

Body Front/WCDMA Band 5 Mid/Zoom Scan (5x5x7)/Cube 0: Measurement grid: dx=8mm, dy=8mm, dz=5mm

Reference Value = 13.28 V/m; Power Drift = -0.04 dB

Peak SAR (extrapolated) = 0.199 W/kg

SAR(1 g) = 0.167 W/kg; SAR(10 g) = 0.133 W/kg

Maximum value of SAR (measured) = 0.171 W/kg

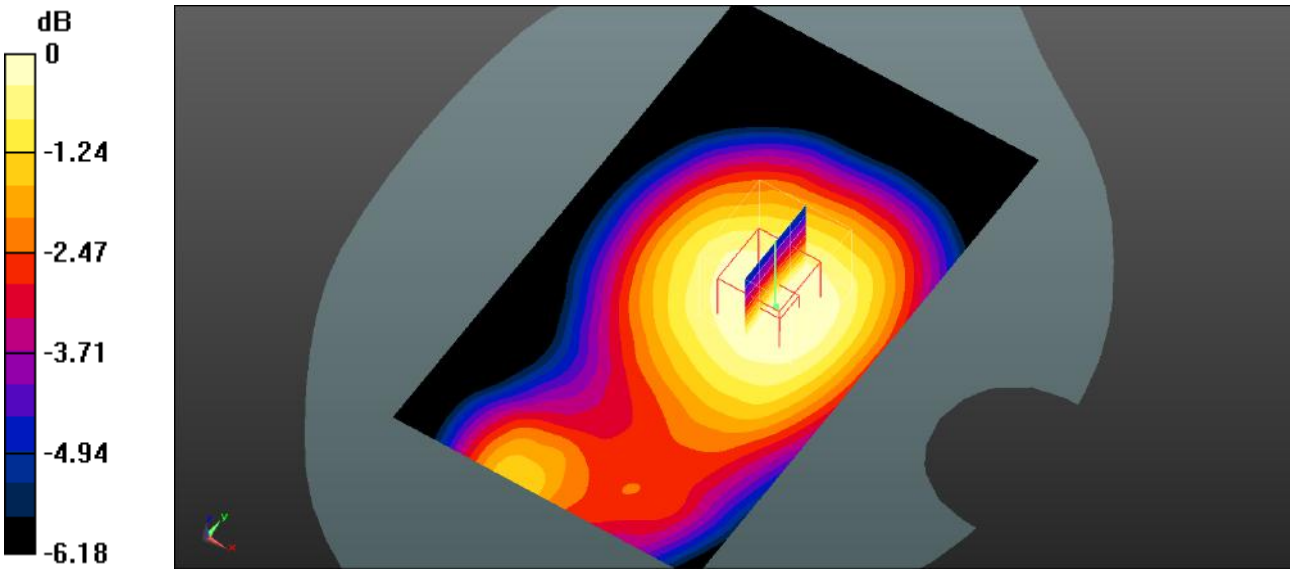

0 dB = 0.171 W/kg = -7.67 dBW/kg

Plot 35#: WCDMA Band 5_Body Back_Mid

DUT: Mobile Phone; Type: ART 3 LITE; Serial: SZNS220524-22419E-SA-S1

Communication System: UID 0, WCDMA (0); Frequency: 836.6 MHz;Duty Cycle: 1:1
Medium parameters used (interpolated): f = 836.6 MHz; σ = 0.928 S/m; ε_r = 41.606; ρ = 1000 kg/m^3
Phantom section: Flat Section

DASY5 Configuration:

- Probe: EX3DV4- SN3619; ConvF(8.5, 8.5, 8.5); Calibrated: 2021/08/25
- Sensor-Surface: 4mm (Mechanical Surface Detection)
- Electronics: DAE4 Sn1211; Calibrated: 2022/03/01
- Phantom: Twin SAM; Type: QD000P40CD; Serial: TP:1744
- Measurement SW: DASY52, Version 52.10 (4); SEMCAD X Version 14.6.14 (7501)

Body Back/WCDMA Band 5 Mid/Area Scan (71x121x1): Interpolated grid: dx=1.500 mm, dy=1.500 mm
Maximum value of SAR (interpolated) = 0.228 W/kg

Body Back/WCDMA Band 5 Mid/Zoom Scan (5x5x7)/Cube 0: Measurement grid: dx=8mm, dy=8mm, dz=5mm
Reference Value = 15.49 V/m; Power Drift = -0.04 dB
Peak SAR (extrapolated) = 0.343 W/kg
SAR(1 g) = 0.211 W/kg; SAR(10 g) = 0.131 W/kg
Maximum value of SAR (measured) = 0.226 W/kg

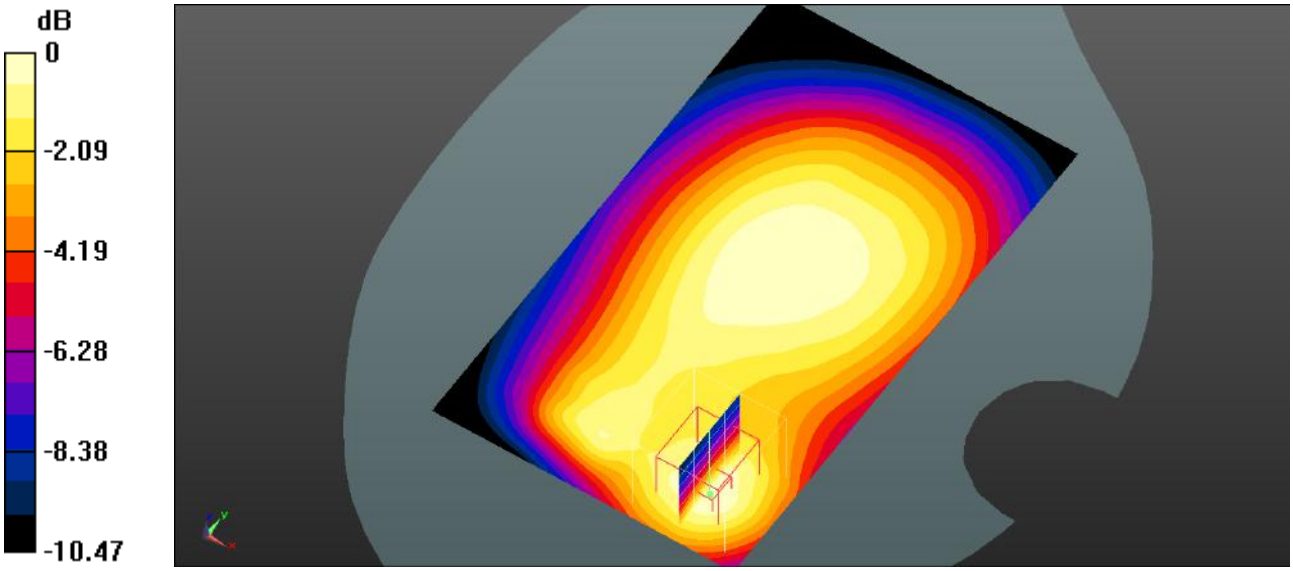

0 dB = 0.226 W/kg = -6.46 dBW/kg

Plot 36#: WCDMA Band 5_Body Left_Mid

DUT: Mobile Phone; Type: ART 3 LITE; Serial: SZNS220524-22419E-SA-S1

Communication System: UID 0, WCDMA (0); Frequency: 836.6 MHz;Duty Cycle: 1:1

Medium parameters used (interpolated): f = 836.6 MHz; σ = 0.928 S/m; ε_r = 41.606; ρ = 1000 kg/m^3

Phantom section: Flat Section

DASY5 Configuration:

- Probe: EX3DV4- SN3619; ConvF(8.5, 8.5, 8.5); Calibrated: 2021/08/25
- Sensor-Surface: 4mm (Mechanical Surface Detection)
- Electronics: DAE4 Sn1211; Calibrated: 2022/03/01
- Phantom: Twin SAM; Type: QD000P40CD; Serial: TP:1744
- Measurement SW: DASY52, Version 52.10 (4); SEMCAD X Version 14.6.14 (7501)

Body Left/WCDMA Band 5 Mid/Area Scan (61x121x1): Interpolated grid: dx=1.500 mm, dy=1.500 mm

Maximum value of SAR (interpolated) = 0.139 W/kg

Body Left/WCDMA Band 5 Mid/Zoom Scan (5x5x7)/Cube 0: Measurement grid: dx=8mm, dy=8mm, dz=5mm

Reference Value = 12.04 V/m; Power Drift = -0.17 dB

Peak SAR (extrapolated) = 0.169 W/kg

SAR(1 g) = 0.131 W/kg; SAR(10 g) = 0.099 W/kg

Maximum value of SAR (measured) = 0.136 W/kg

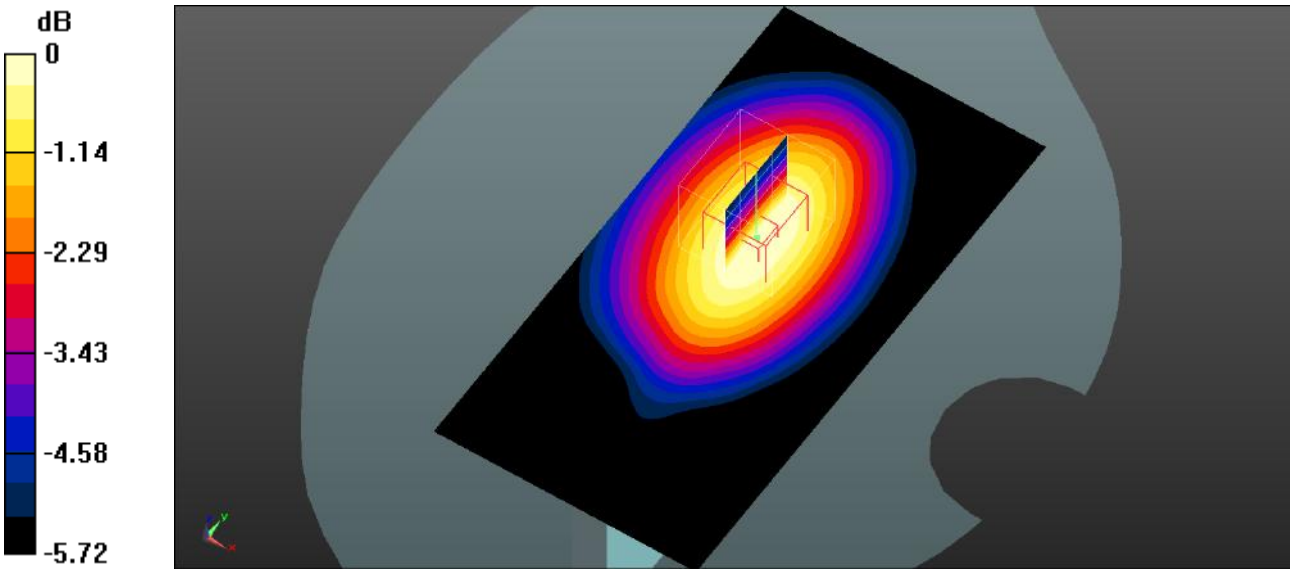

0 dB = 0.136 W/kg = -8.66 dBW/kg

Plot 37#: WCDMA Band 5_Body Right_Mid

DUT: Mobile Phone; Type: ART 3 LITE; Serial: SZNS220524-22419E-SA-S1

Communication System: UID 0, WCDMA (0); Frequency: 836.6 MHz;Duty Cycle: 1:1

Medium parameters used (interpolated): f = 836.6 MHz; σ = 0.928 S/m; εr = 41.606; ρ = 1000 kg/m^3

Phantom section: Flat Section

DASY5 Configuration:

- Probe: EX3DV4- SN3619; ConvF(8.5, 8.5, 8.5); Calibrated: 2021/08/25
- Sensor-Surface: 4mm (Mechanical Surface Detection)
- Electronics: DAE4 Sn1211; Calibrated: 2022/03/01
- Phantom: Twin SAM; Type: QD000P40CD; Serial: TP:1744
- Measurement SW: DASY52, Version 52.10 (4); SEMCAD X Version 14.6.14 (7501)

Body Right/WCDMA Band 5 Mid/Area Scan (61x121x1): Interpolated grid: dx=1.500 mm, dy=1.500 mm

Maximum value of SAR (interpolated) = 0.219 W/kg

Body Right/WCDMA Band 5 Mid/Zoom Scan (5x5x7)/Cube 0: Measurement grid: dx=8mm, dy=8mm, dz=5mm

Reference Value = 15.71 V/m; Power Drift = -0.14 dB

Peak SAR (extrapolated) = 0.277 W/kg

SAR(1 g) = 0.209 W/kg; SAR(10 g) = 0.153 W/kg

Maximum value of SAR (measured) = 0.220 W/kg

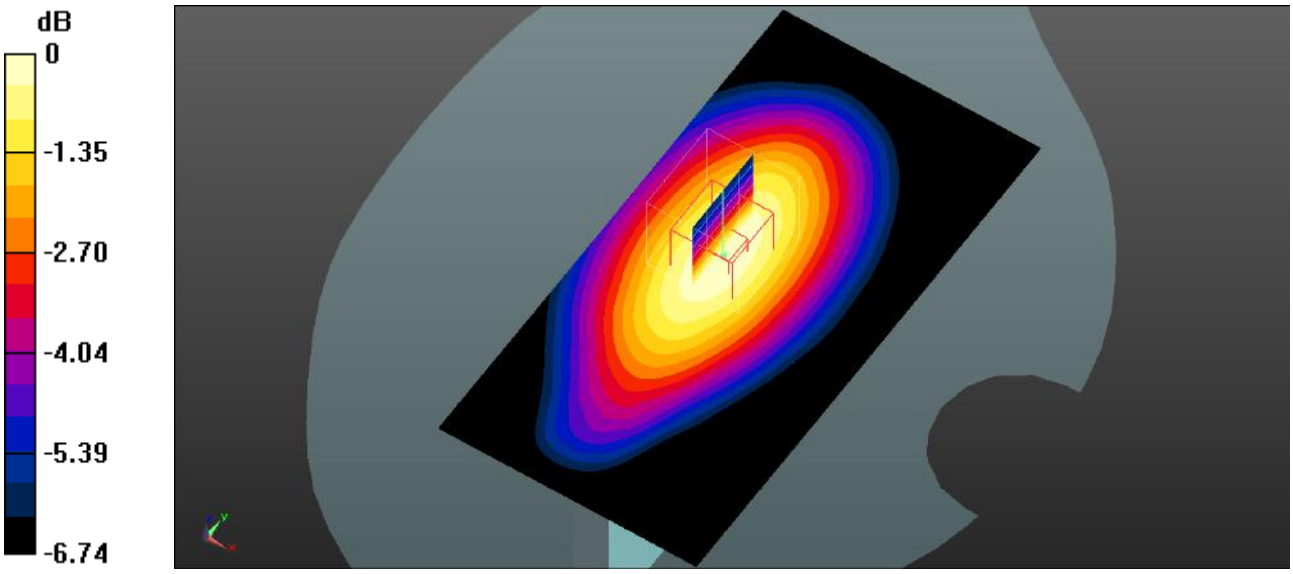

0 dB = 0.220 W/kg = -6.58 dBW/kg

Plot 38#: WCDMA Band 5_Body Bottom_Mid

DUT: Mobile Phone; Type: ART 3 LITE; Serial: SZNS220524-22419E-SA-S1

Communication System: UID 0, WCDMA (0); Frequency: 836.6 MHz;Duty Cycle: 1:1

Medium parameters used (interpolated): f = 836.6 MHz; σ = 0.928 S/m; εr = 41.606; ρ = 1000 kg/m^3

Phantom section: Flat Section

DASY5 Configuration:

- Probe: EX3DV4- SN3619; ConvF(8.5, 8.5, 8.5); Calibrated: 2021/08/25
- Sensor-Surface: 4mm (Mechanical Surface Detection)
- Electronics: DAE4 Sn1211; Calibrated: 2022/03/01
- Phantom: Twin SAM; Type: QD000P40CD; Serial: TP:1744
- Measurement SW: DASY52, Version 52.10 (4); SEMCAD X Version 14.6.14 (7501)

Body Bottom/WCDMA Band 5 Mid/Area Scan (71x91x1): Interpolated grid: dx=1.500 mm, dy=1.500 mm

Maximum value of SAR (interpolated) = 0.142 W/kg

Body Bottom/WCDMA Band 5 Mid/Zoom Scan (5x5x7)/Cube 0: Measurement grid: dx=8mm, dy=8mm, dz=5mm

Reference Value = 9.358 V/m; Power Drift = 0.18 dB

Peak SAR (extrapolated) = 0.241 W/kg

SAR(1 g) = 0.129 W/kg; SAR(10 g) = 0.075 W/kg

Maximum value of SAR (measured) = 0.130 W/kg

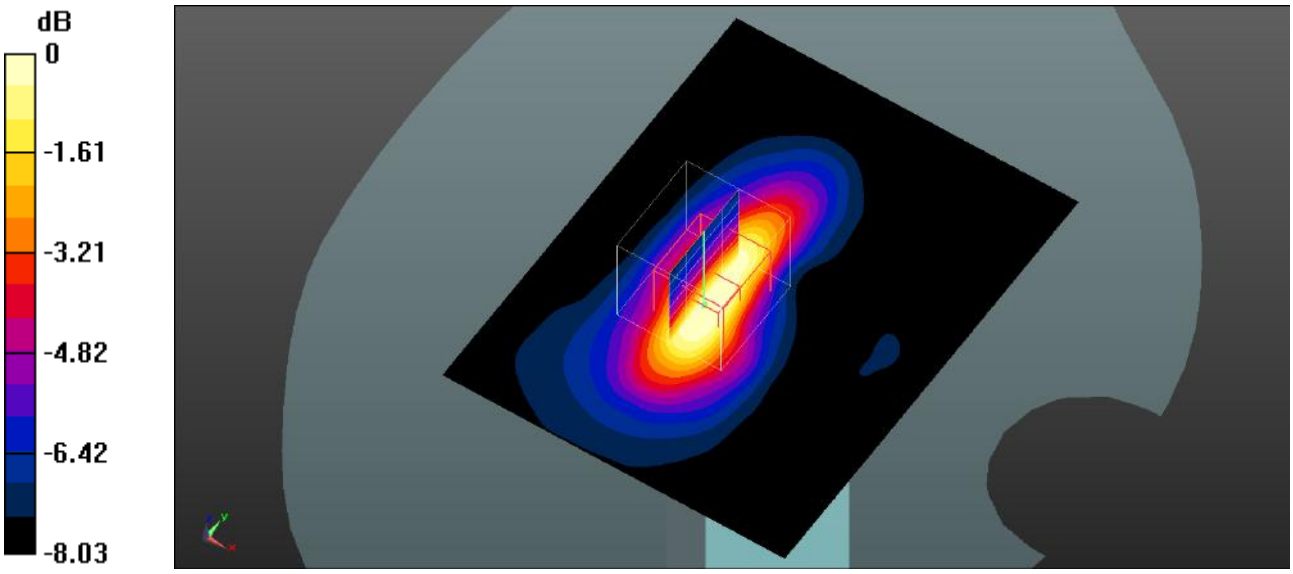

0 dB = 0.130 W/kg = -8.86 dBW/kg

Plot 39#: LTE Band 2_1RB_Head Left Cheek_Mid

DUT: Mobile Phone; Type: ART 3 LITE; Serial: SZNS220524-22419E-SA-S1

Communication System: UID 0, Generic FDD-LTE (0); Frequency: 1880 MHz;Duty Cycle: 1:1

Medium parameters used (interpolated): f = 1880 MHz; σ = 1.41 S/m; εr = 40.127; ρ = 1000 kg/m^3

Phantom section: Left Section

DASY5 Configuration:

- Probe: EX3DV4- SN3619; ConvF(7.07, 7.07, 7.07); Calibrated: 2021/08/25
- Sensor-Surface: 4mm (Mechanical Surface Detection)
- Electronics: DAE4 Sn1211; Calibrated: 2022/03/01
- Phantom: Twin SAM; Type: QD000P40CD; Serial: TP:1744
- Measurement SW: DASY52, Version 52.10 (4); SEMCAD X Version 14.6.14 (7501)

Head Left Cheek/LTE Band 2 1RB Mid/Area Scan (71x91x1): Interpolated grid: dx=1.500 mm, dy=1.500 mm

Maximum value of SAR (interpolated) = 0.106 W/kg

Head Left Cheek/LTE Band 2 1RB Mid/Zoom Scan (5x5x7)/Cube 0: Measurement grid: dx=8mm, dy=8mm, dz=5mm

Reference Value = 4.707 V/m; Power Drift = -0.10 dB

Peak SAR (extrapolated) = 0.341 W/kg

SAR(1 g) = 0.102 W/kg; SAR(10 g) = 0.079 W/kg

Maximum value of SAR (measured) = 0.105 W/kg

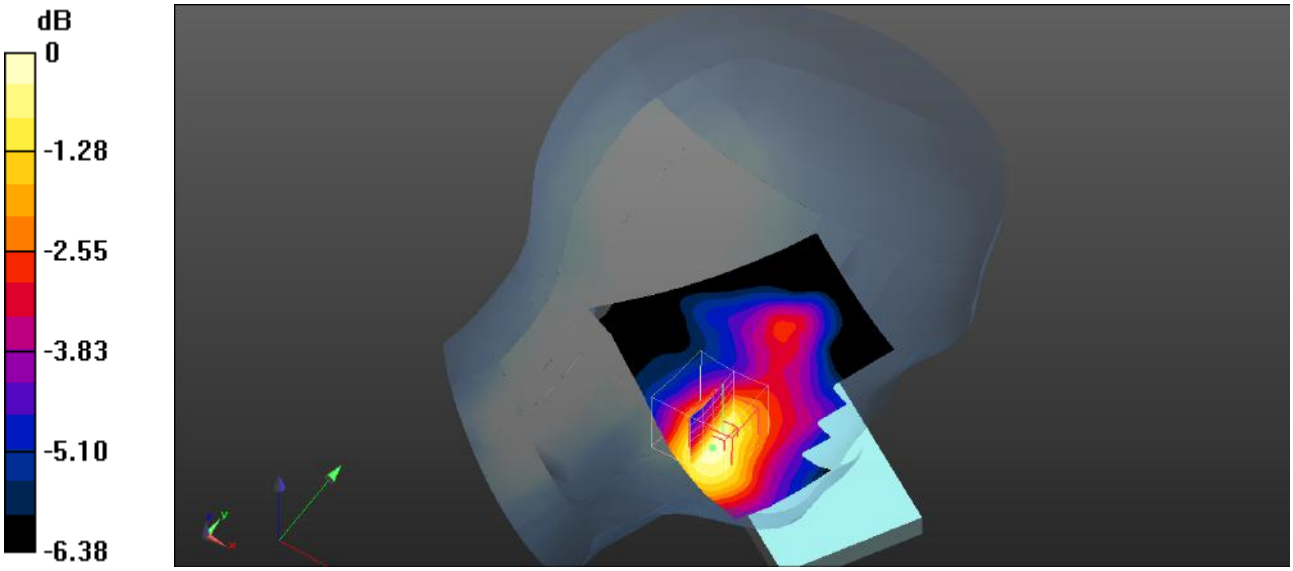

0 dB = 0.105 W/kg = -9.79 dBW/kg

Plot 40#: LTE Band 2_50%RB_Head Left Cheek_Mid

DUT: Mobile Phone; Type: ART 3 LITE; Serial: SZNS220524-22419E-SA-S1

Communication System: UID 0, Generic FDD-LTE (0); Frequency: 1880 MHz;Duty Cycle: 1:1

Medium parameters used (interpolated): f = 1880 MHz; σ = 1.41 S/m; εr = 40.127; ρ = 1000 kg/m^3

Phantom section: Left Section

DASY5 Configuration:

- Probe: EX3DV4- SN3619; ConvF(7.07, 7.07, 7.07); Calibrated: 2021/08/25
- Sensor-Surface: 4mm (Mechanical Surface Detection)
- Electronics: DAE4 Sn1211; Calibrated: 2022/03/01
- Phantom: Twin SAM; Type: QD000P40CD; Serial: TP:1744
- Measurement SW: DASY52, Version 52.10 (4); SEMCAD X Version 14.6.14 (7501)

Head Left Cheek/LTE Band 2 50%RB Mid/Area Scan (71x91x1): Interpolated grid: dx=1.500 mm, dy=1.500 mm

Maximum value of SAR (interpolated) = 0.0925 W/kg

Head Left Cheek/LTE Band 2 50%RB Mid/Zoom Scan (5x5x7)/Cube 0: Measurement grid: dx=8mm, dy=8mm, dz=5mm

Reference Value = 5.271 V/m; Power Drift = -0.08 dB

Peak SAR (extrapolated) = 0.108 W/kg

SAR(1 g) = 0.087 W/kg; SAR(10 g) = 0.068 W/kg

Maximum value of SAR (measured) = 0.0892 W/kg

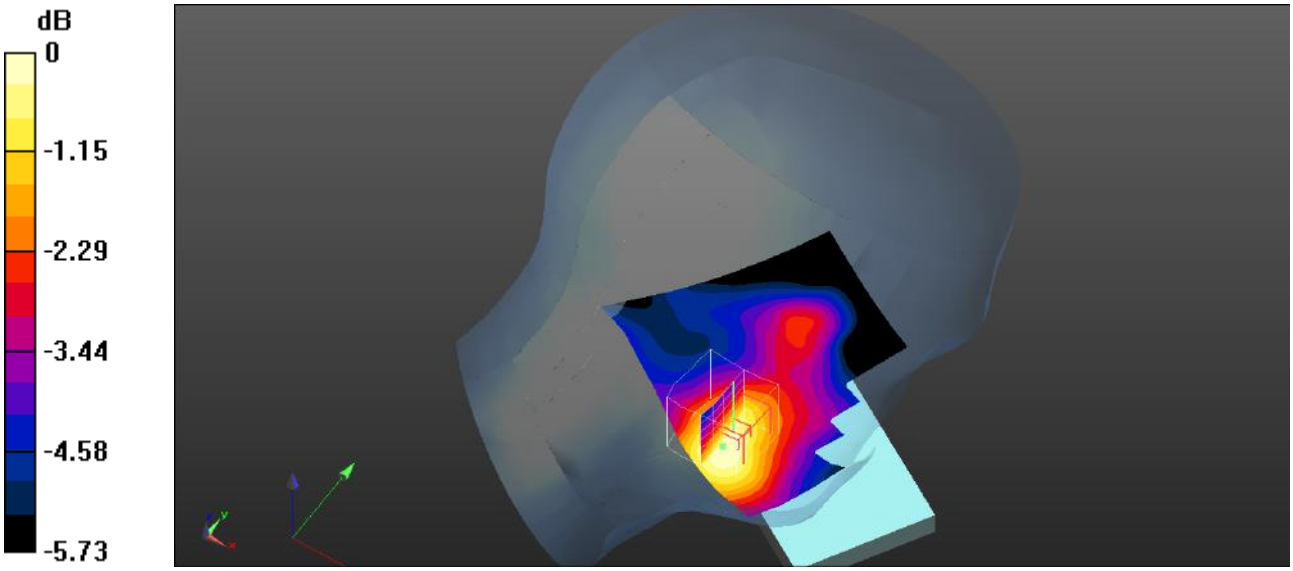

0 dB = 0.0892 W/kg = -10.50 dBW/kg

Plot 41#: LTE Band 2_1RB_Head Left Tilt_Mid

DUT: Mobile Phone; Type: ART 3 LITE; Serial: SZNS220524-22419E-SA-S1

Communication System: UID 0, Generic FDD-LTE (0); Frequency: 1880 MHz;Duty Cycle: 1:1
Medium parameters used (interpolated): f = 1880 MHz; σ = 1.41 S/m; εr = 40.127; ρ = 1000 kg/m^3
Phantom section: Left Section

DASY5 Configuration:

- Probe: EX3DV4- SN3619; ConvF(7.07, 7.07, 7.07); Calibrated: 2021/08/25
- Sensor-Surface: 4mm (Mechanical Surface Detection)
- Electronics: DAE4 Sn1211; Calibrated: 2022/03/01
- Phantom: Twin SAM; Type: QD000P40CD; Serial: TP:1744
- Measurement SW: DASY52, Version 52.10 (4); SEMCAD X Version 14.6.14 (7501)

Head Left Tilt/LTE Band 2 1RB Mid/Area Scan (71x91x1): Interpolated grid: dx=1.500 mm, dy=1.500 mm,Maximum value of SAR (interpolated) = 0.0619 W/kg

Head Left Tilt/LTE Band 2 1RB Mid/Zoom Scan (5x5x7)/Cube 0: Measurement grid: dx=8mm, dy=8mm, dz=5mm
Reference Value = 6.147 V/m; Power Drift = 0.18 dB
Peak SAR (extrapolated) = 0.0780 W/kg
SAR(1 g) = 0.054 W/kg; SAR(10 g) = 0.039 W/kg
Maximum value of SAR (measured) = 0.0628 W/kg

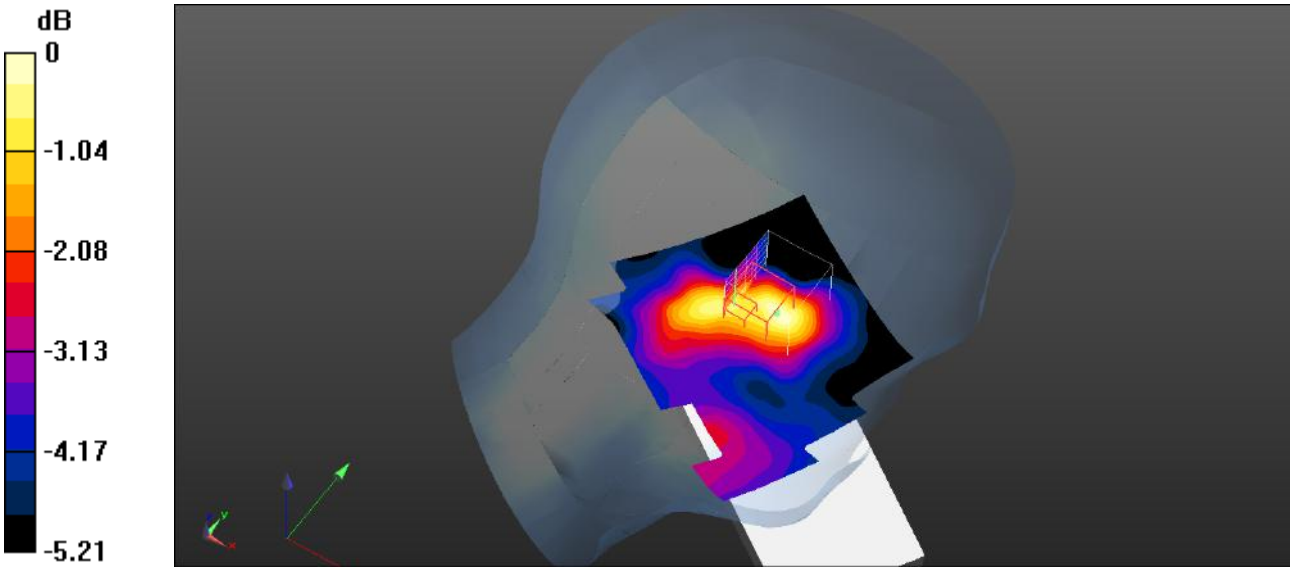

0 dB = 0.0628 W/kg = -12.02 dBW/kg

Plot 42#: LTE Band 2_50%RB_Head Left Tilt_Mid

DUT: Mobile Phone; Type: ART 3 LITE; Serial: SZNS220524-22419E-SA-S1

Communication System: UID 0, Generic FDD-LTE (0); Frequency: 1880 MHz;Duty Cycle: 1:1

Medium parameters used (interpolated): f = 1880 MHz; σ = 1.41 S/m; εr = 40.127; ρ = 1000 kg/m^3

Phantom section: Left Section

DASY5 Configuration:

- Probe: EX3DV4- SN3619; ConvF(7.07, 7.07, 7.07); Calibrated: 2021/08/25
- Sensor-Surface: 4mm (Mechanical Surface Detection)
- Electronics: DAE4 Sn1211; Calibrated: 2022/03/01
- Phantom: Twin SAM; Type: QD000P40CD; Serial: TP:1744
- Measurement SW: DASY52, Version 52.10 (4); SEMCAD X Version 14.6.14 (7501)

Head Left Tilt/LTE Band 2 50%RB Mid/Area Scan (71x91x1): Interpolated grid: dx=1.500 mm, dy=1.500 mm

Maximum value of SAR (interpolated) = 0.0512 W/kg

Head Left Tilt/LTE Band 2 50%RB Mid/Zoom Scan (5x5x7)/Cube 0: Measurement grid: dx=8mm, dy=8mm, dz=5mm

Reference Value = 5.781 V/m; Power Drift = 0.10 dB

Peak SAR (extrapolated) = 0.0660 W/kg

SAR(1 g) = 0.044 W/kg; SAR(10 g) = 0.034 W/kg

Maximum value of SAR (measured) = 0.0507 W/kg

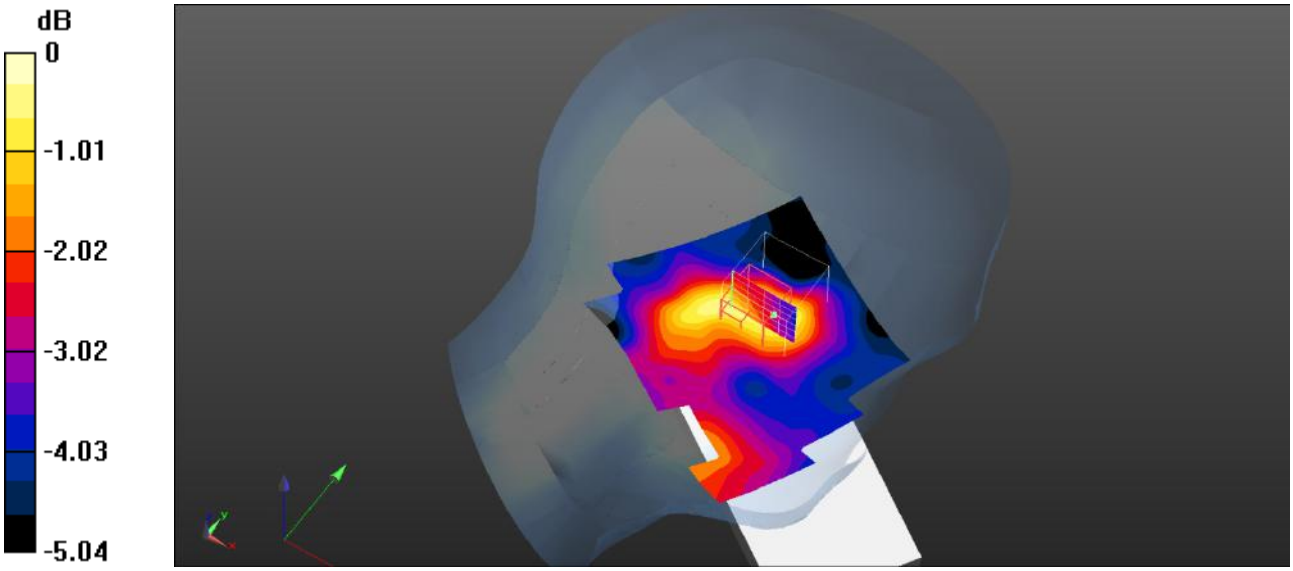

0 dB = 0.0507 W/kg = -12.95 dBW/kg

Plot 43#: LTE Band 2_1RB_Head Right Cheek_Mid

DUT: Mobile Phone; Type: ART 3 LITE; Serial: SZNS220524-22419E-SA-S1

Communication System: UID 0, Generic FDD-LTE (0); Frequency: 1880 MHz;Duty Cycle: 1:1

Medium parameters used (interpolated): f = 1880 MHz; σ = 1.41 S/m; εr = 40.127; ρ = 1000 kg/m^3

Phantom section: Right Section

DASY5 Configuration:

- Probe: EX3DV4- SN3619; ConvF(7.07, 7.07, 7.07); Calibrated: 2021/08/25
- Sensor-Surface: 4mm (Mechanical Surface Detection)
- Electronics: DAE4 Sn1211; Calibrated: 2022/03/01
- Phantom: Twin SAM; Type: QD000P40CD; Serial: TP:1744
- Measurement SW: DASY52, Version 52.10 (4); SEMCAD X Version 14.6.14 (7501)

Head Right Cheek/LTE Band 2 1RB Mid/Area Scan (71x91x1): Interpolated grid: dx=1.500 mm, dy=1.500 mm

Maximum value of SAR (interpolated) = 0.0719 W/kg

Head Right Cheek/LTE Band 2 1RB Mid/Zoom Scan (5x5x7)/Cube 0: Measurement grid: dx=8mm, dy=8mm, dz=5mm

Reference Value = 4.232 V/m; Power Drift = 0.18 dB

Peak SAR (extrapolated) = 0.0530 W/kg

SAR(1 g) = 0.043 W/kg; SAR(10 g) = 0.037 W/kg

Maximum value of SAR (measured) = 0.0445 W/kg

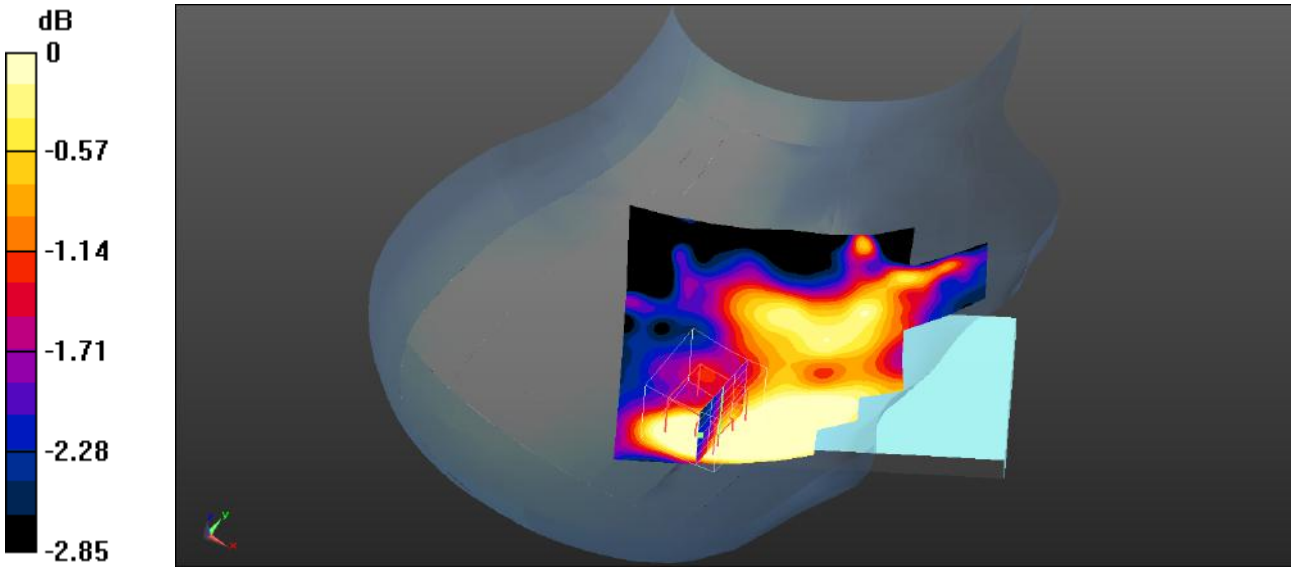

0 dB = 0.0445 W/kg = -13.52 dBW/kg

Plot 44#: LTE Band 2_50%RB_Head Right Cheek_Mid

DUT: Mobile Phone; Type: ART 3 LITE; Serial: SZNS220524-22419E-SA-S1

Communication System: UID 0, Generic FDD-LTE (0); Frequency: 1880 MHz;Duty Cycle: 1:1
Medium parameters used (interpolated): f = 1880 MHz; σ = 1.41 S/m; εr = 40.127; ρ = 1000 kg/m^3
Phantom section: Right Section

DASY5 Configuration:

- Probe: EX3DV4- SN3619; ConvF(7.07, 7.07, 7.07); Calibrated: 2021/08/25
- Sensor-Surface: 4mm (Mechanical Surface Detection)
- Electronics: DAE4 Sn1211; Calibrated: 2022/03/01
- Phantom: Twin SAM; Type: QD000P40CD; Serial: TP:1744
- Measurement SW: DASY52, Version 52.10 (4); SEMCAD X Version 14.6.14 (7501)

Head Right Cheek/LTE Band 2 50%RB Mid/Area Scan (71x91x1): Interpolated grid: dx=1.500 mm, dy=1.500 mm,Maximum value of SAR (interpolated) = 0.0555 W/kg

Head Right Cheek/LTE Band 2 50%RB Mid/Zoom Scan (5x5x7)/Cube 0: Measurement grid: dx=8mm, dy=8mm, dz=5mm
Reference Value = 4.617 V/m; Power Drift = -0.15 dB
Peak SAR (extrapolated) = 0.0840 W/kg
SAR(1 g) = 0.044 W/kg; SAR(10 g) = 0.036 W/kg
Maximum value of SAR (measured) = 0.0836 W/kg

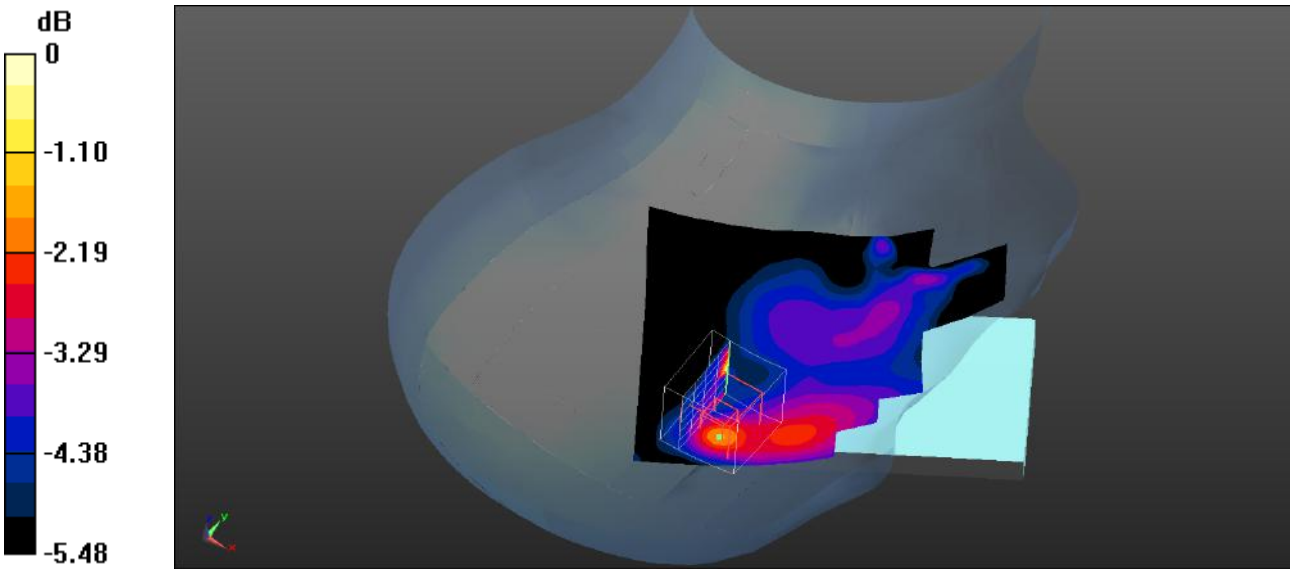

0 dB = 0.0836 W/kg = -10.78 dBW/kg

Plot 45#: LTE Band 2_1RB_Head Right Tilt_Mid

DUT: Mobile Phone; Type: ART 3 LITE; Serial: SZNS220524-22419E-SA-S1

Communication System: UID 0, Generic FDD-LTE (0); Frequency: 1880 MHz;Duty Cycle: 1:1

Medium parameters used (interpolated): f = 1880 MHz; σ = 1.41 S/m; εr = 40.127; ρ = 1000 kg/m^3

Phantom section: Right Section

DASY5 Configuration:

- Probe: EX3DV4- SN3619; ConvF(7.07, 7.07, 7.07); Calibrated: 2021/08/25
- Sensor-Surface: 4mm (Mechanical Surface Detection)
- Electronics: DAE4 Sn1211; Calibrated: 2022/03/01
- Phantom: Twin SAM; Type: QD000P40CD; Serial: TP:1744
- Measurement SW: DASY52, Version 52.10 (4); SEMCAD X Version 14.6.14 (7501)

Head Right Tilt/LTE Band 2 1RB Mid/Area Scan (71x91x1): Interpolated grid: dx=1.500 mm, dy=1.500 mm

Maximum value of SAR (interpolated) = 0.0552 W/kg

Head Right Tilt/LTE Band 2 1RB Mid/Zoom Scan (5x5x7)/Cube 0: Measurement grid: dx=8mm, dy=8mm, dz=5mm

Reference Value = 5.787 V/m; Power Drift = -0.09 dB

Peak SAR (extrapolated) = 0.0870 W/kg

SAR(1 g) = 0.063 W/kg; SAR(10 g) = 0.046 W/kg

Maximum value of SAR (measured) = 0.0650 W/kg

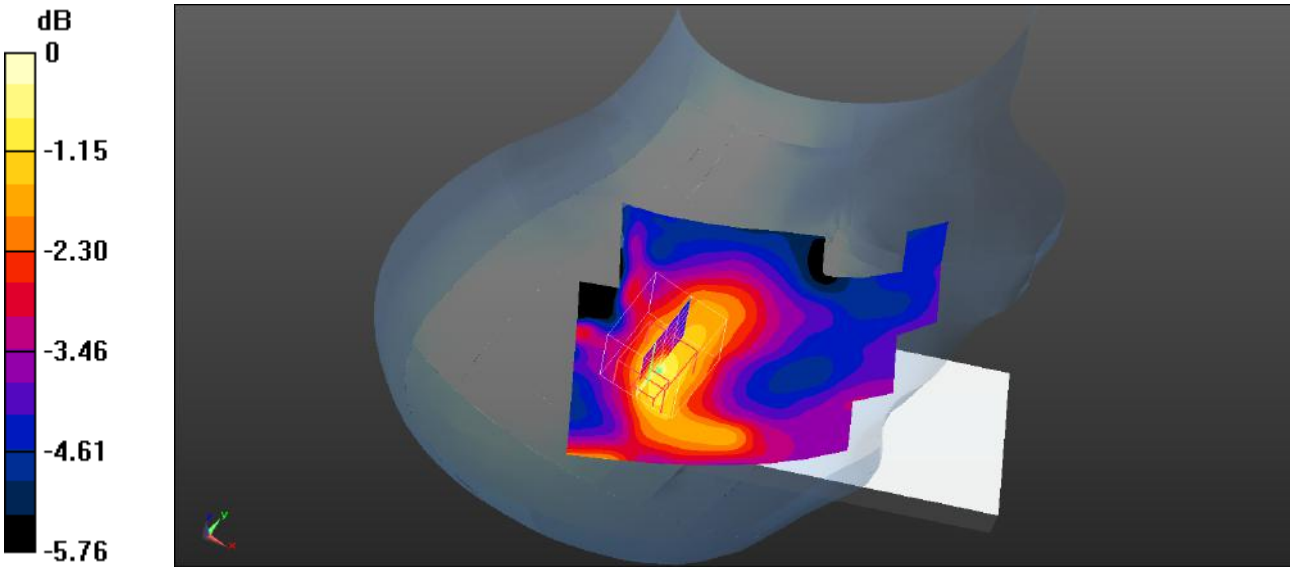

0 dB = 0.0650 W/kg = -11.87 dBW/kg

Plot 46#: LTE Band 2_50%RB_Head Right Tilt_Mid

DUT: Mobile Phone; Type: ART 3 LITE; Serial: SZNS220524-22419E-SA-S1

Communication System: UID 0, Generic FDD-LTE (0); Frequency: 1880 MHz;Duty Cycle: 1:1
Medium parameters used (interpolated): f = 1880 MHz; σ = 1.41 S/m; εr = 40.127; ρ = 1000 kg/m^3
Phantom section: Right Section

DASY5 Configuration:

- Probe: EX3DV4- SN3619; ConvF(7.07, 7.07, 7.07); Calibrated: 2021/08/25
- Sensor-Surface: 4mm (Mechanical Surface Detection)
- Electronics: DAE4 Sn1211; Calibrated: 2022/03/01
- Phantom: Twin SAM; Type: QD000P40CD; Serial: TP:1744
- Measurement SW: DASY52, Version 52.10 (4); SEMCAD X Version 14.6.14 (7501)

Head Right Tilt/LTE Band 2 50%RB Mid/Area Scan (71x91x1): Interpolated grid: dx=1.500 mm, dy=1.500 mm,Maximum value of SAR (interpolated) = 0.0468 W/kg

Head Right Tilt/LTE Band 2 50%RB Mid/Zoom Scan (5x5x7)/Cube 0: Measurement grid: dx=8mm, dy=8mm, dz=5mm
Reference Value = 5.118 V/m; Power Drift = 0.16 dB
Peak SAR (extrapolated) = 0.0710 W/kg
SAR(1 g) = 0.053 W/kg; SAR(10 g) = 0.039 W/kg
Maximum value of SAR (measured) = 0.0548 W/kg

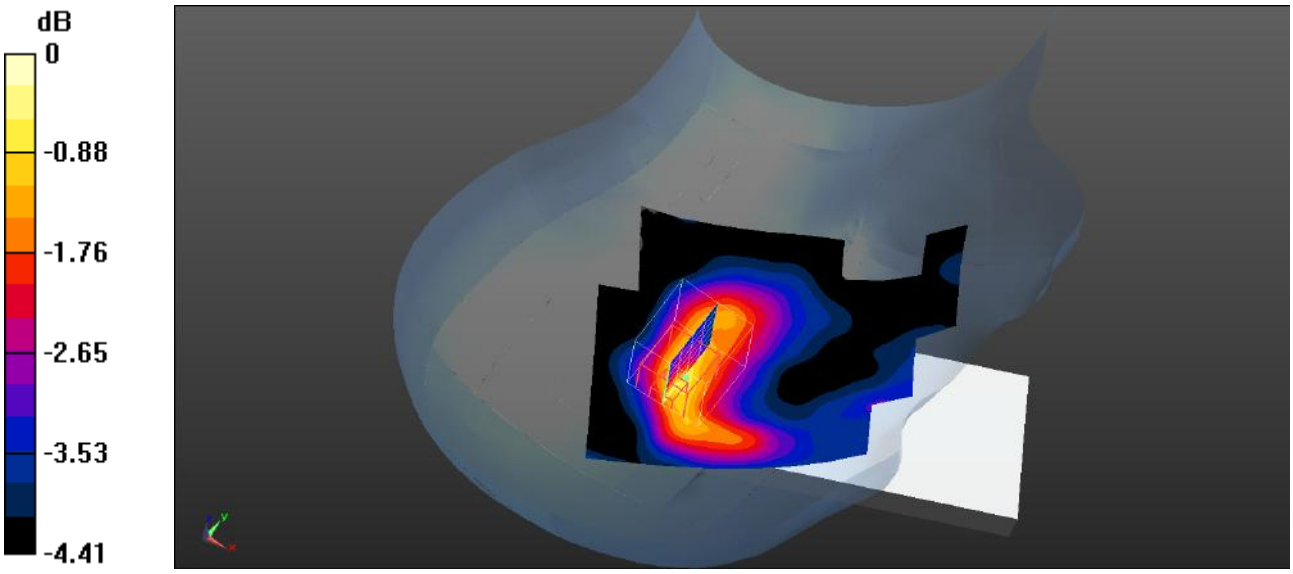

0 dB = 0.0548 W/kg = -12.61 dBW/kg

Plot 47#: LTE Band 2_1RB_Body Front_Mid

DUT: Mobile Phone; Type: ART 3 LITE; Serial: SZNS220524-22419E-SA-S1

Communication System: UID 0, Generic FDD-LTE (0); Frequency: 1880 MHz;Duty Cycle: 1:1
Medium parameters used (interpolated): f = 1880 MHz; σ = 1.41 S/m; εr = 40.127; ρ = 1000 kg/m^3
Phantom section: Flat Section

DASY5 Configuration:

- Probe: EX3DV4- SN3619; ConvF(7.07, 7.07, 7.07); Calibrated: 2021/08/25
- Sensor-Surface: 4mm (Mechanical Surface Detection)
- Electronics: DAE4 Sn1211; Calibrated: 2022/03/01
- Phantom: Twin SAM; Type: QD000P40CD; Serial: TP:1744
- Measurement SW: DASY52, Version 52.10 (4); SEMCAD X Version 14.6.14 (7501)

Body Front/LTE Band 2 1RB Mid/Area Scan (71x121x1): Interpolated grid: dx=1.500 mm, dy=1.500 mm
Maximum value of SAR (interpolated) = 0.209 W/kg

Body Front/LTE Band 2 1RB Mid/Zoom Scan (5x5x7)/Cube 0: Measurement grid: dx=8mm, dy=8mm, dz=5mm
Reference Value = 6.057 V/m; Power Drift = 0.13 dB
Peak SAR (extrapolated) = 0.285 W/kg
SAR(1 g) = 0.192 W/kg; SAR(10 g) = 0.128 W/kg
Maximum value of SAR (measured) = 0.205 W/kg

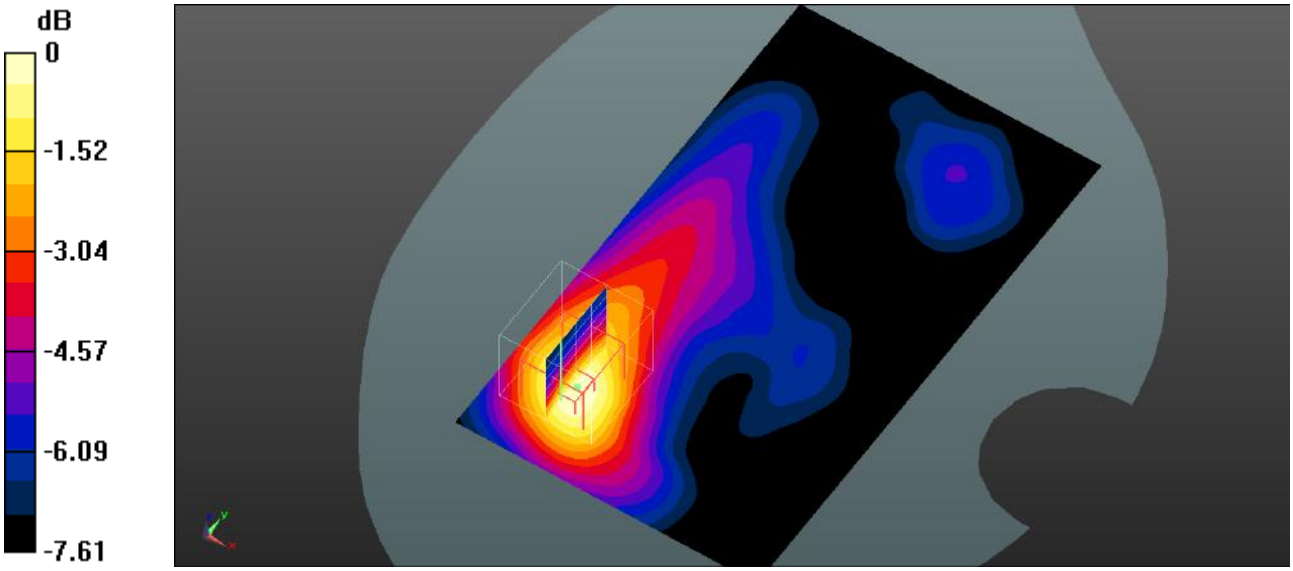

0 dB = 0.205 W/kg = -6.88 dBW/kg

Plot 48#: LTE Band 2_50%RB_Body Front_Mid

DUT: Mobile Phone; Type: ART 3 LITE; Serial: SZNS220524-22419E-SA-S1

Communication System: UID 0, Generic FDD-LTE (0); Frequency: 1880 MHz;Duty Cycle: 1:1
Medium parameters used (interpolated): f = 1880 MHz; σ = 1.41 S/m; εr = 40.127; ρ = 1000 kg/m^3
Phantom section: Flat Section

DASY5 Configuration:

- Probe: EX3DV4- SN3619; ConvF(7.07, 7.07, 7.07); Calibrated: 2021/08/25
- Sensor-Surface: 4mm (Mechanical Surface Detection)
- Electronics: DAE4 Sn1211; Calibrated: 2022/03/01
- Phantom: Twin SAM; Type: QD000P40CD; Serial: TP:1744
- Measurement SW: DASY52, Version 52.10 (4); SEMCAD X Version 14.6.14 (7501)

Body Front/LTE Band 2 50%RB Mid/Area Scan (71x121x1): Interpolated grid: dx=1.500 mm, dy=1.500 mm
Maximum value of SAR (interpolated) = 0.180 W/kg

Body Front/LTE Band 2 50%RB Mid/Zoom Scan (5x5x7)/Cube 0: Measurement grid: dx=8mm, dy=8mm, dz=5mm
Reference Value = 5.836 V/m; Power Drift = -0.11 dB
Peak SAR (extrapolated) = 0.243 W/kg
SAR(1 g) = 0.169 W/kg; SAR(10 g) = 0.116 W/kg
Maximum value of SAR (measured) = 0.172 W/kg

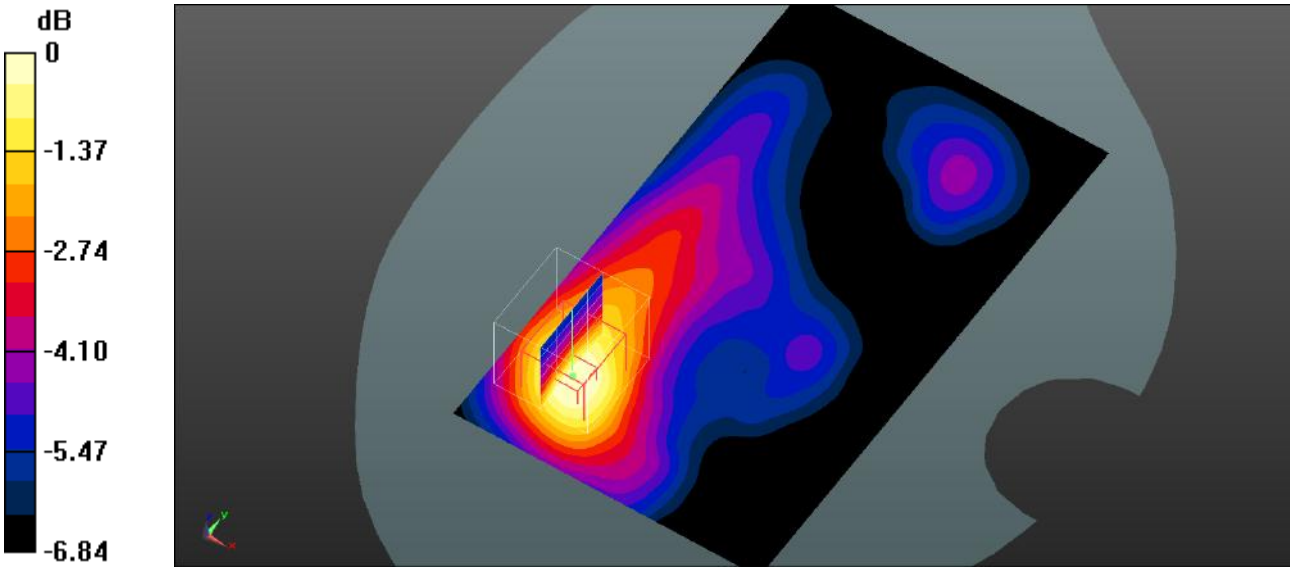

0 dB = 0.172 W/kg = -7.64 dBW/kg

Plot 49#: LTE Band 2_1RB_Body Back_Mid

DUT: Mobile Phone; Type: ART 3 LITE; Serial: SZNS220524-22419E-SA-S1

Communication System: UID 0, Generic FDD-LTE (0); Frequency: 1880 MHz;Duty Cycle: 1:1

Medium parameters used (interpolated): f = 1880 MHz; σ = 1.41 S/m; εr = 40.127; ρ = 1000 kg/m^3

Phantom section: Flat Section

DASY5 Configuration:

- Probe: EX3DV4- SN3619; ConvF(7.07, 7.07, 7.07); Calibrated: 2021/08/25
- Sensor-Surface: 4mm (Mechanical Surface Detection)
- Electronics: DAE4 Sn1211; Calibrated: 2022/03/01
- Phantom: Twin SAM; Type: QD000P40CD; Serial: TP:1744
- Measurement SW: DASY52, Version 52.10 (4); SEMCAD X Version 14.6.14 (7501)

Body Back/LTE Band 2 1RB Mid/Area Scan (71x121x1): Interpolated grid: dx=1.500 mm, dy=1.500 mm

Maximum value of SAR (interpolated) = 0.414 W/kg

Body Back/LTE Band 2 1RB Mid/Zoom Scan (5x5x7)/Cube 0: Measurement grid: dx=8mm, dy=8mm, dz=5mm

Reference Value = 7.817 V/m; Power Drift = -0.13 dB

Peak SAR (extrapolated) = 0.591 W/kg

SAR(1 g) = 0.337 W/kg; SAR(10 g) = 0.198 W/kg

Maximum value of SAR (measured) = 0.364 W/kg

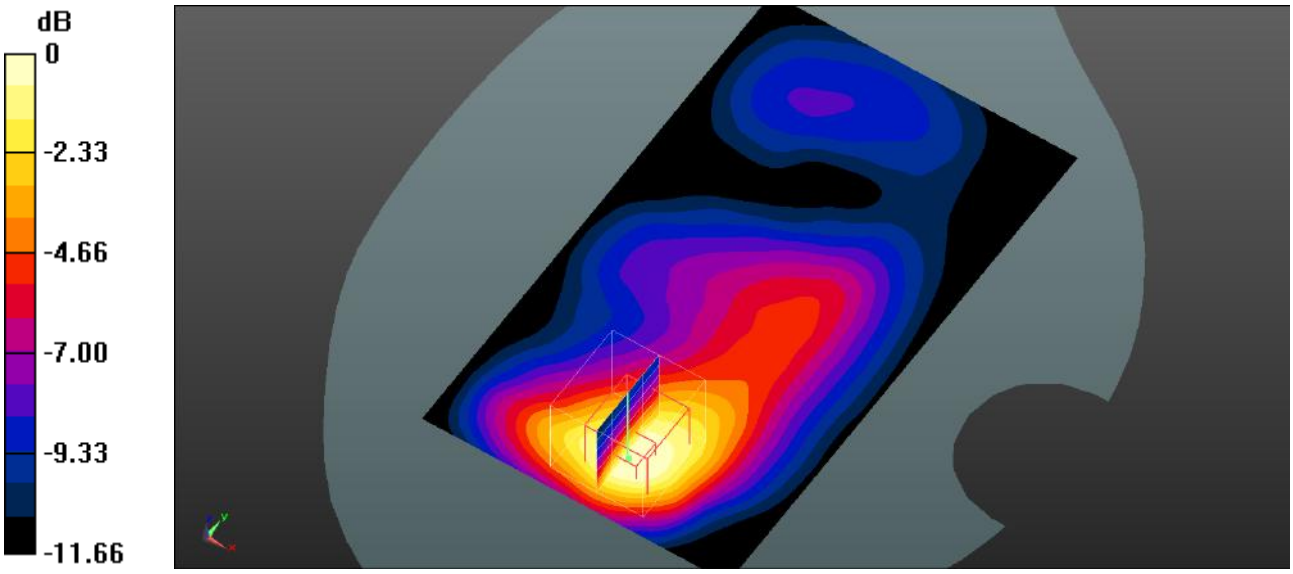

0 dB = 0.364 W/kg = -4.39 dBW/kg

Plot 50#: LTE Band 2_50%RB_Body Back_Mid

DUT: Mobile Phone; Type: ART 3 LITE; Serial: SZNS220524-22419E-SA-S1

Communication System: UID 0, Generic FDD-LTE (0); Frequency: 1880 MHz;Duty Cycle: 1:1

Medium parameters used (interpolated): f = 1880 MHz; σ = 1.41 S/m; εr = 40.127; ρ = 1000 kg/m^3

Phantom section: Flat Section

DASY5 Configuration:

- Probe: EX3DV4- SN3619; ConvF(7.07, 7.07, 7.07); Calibrated: 2021/08/25
- Sensor-Surface: 4mm (Mechanical Surface Detection)
- Electronics: DAE4 Sn1211; Calibrated: 2022/03/01
- Phantom: Twin SAM; Type: QD000P40CD; Serial: TP:1744
- Measurement SW: DASY52, Version 52.10 (4); SEMCAD X Version 14.6.14 (7501)

Body Back/LTE Band 2 50%RB Mid/Area Scan (71x121x1): Interpolated grid: dx=1.500 mm, dy=1.500 mm

Maximum value of SAR (interpolated) = 0.331 W/kg

Body Back/LTE Band 2 50%RB Mid/Zoom Scan (5x5x7)/Cube 0: Measurement grid: dx=8mm, dy=8mm, dz=5mm

Reference Value = 7.043 V/m; Power Drift = -0.08 dB

Peak SAR (extrapolated) = 0.476 W/kg

SAR(1 g) = 0.271 W/kg; SAR(10 g) = 0.161 W/kg

Maximum value of SAR (measured) = 0.292 W/kg

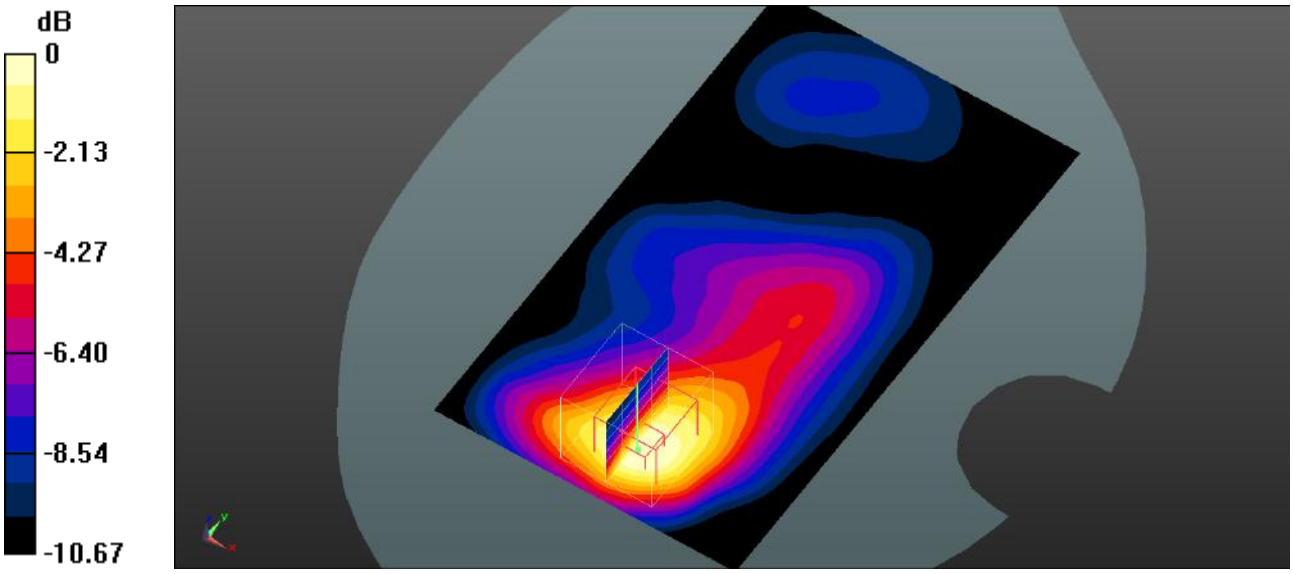

0 dB = 0.292 W/kg = -5.35 dBW/kg

Plot 51#: LTE Band 2_1RB_Body Left_Mid

DUT: Mobile Phone; Type: ART 3 LITE; Serial: SZNS220524-22419E-SA-S1

Communication System: UID 0, Generic FDD-LTE (0); Frequency: 1880 MHz;Duty Cycle: 1:1
Medium parameters used (interpolated): f = 1880 MHz; σ = 1.41 S/m; εr = 40.127; ρ = 1000 kg/m^3
Phantom section: Flat Section

DASY5 Configuration:

- Probe: EX3DV4- SN3619; ConvF(7.07, 7.07, 7.07); Calibrated: 2021/08/25
- Sensor-Surface: 4mm (Mechanical Surface Detection)
- Electronics: DAE4 Sn1211; Calibrated: 2022/03/01
- Phantom: Twin SAM; Type: QD000P40CD; Serial: TP:1744
- Measurement SW: DASY52, Version 52.10 (4); SEMCAD X Version 14.6.14 (7501)

Body Left/LTE Band 2 1RB Mid/Area Scan (71x111x1): Interpolated grid: dx=1.500 mm, dy=1.500 mm
Maximum value of SAR (interpolated) = 0.232 W/kg

Body Left/LTE Band 2 1RB Mid/Zoom Scan (5x5x7)/Cube 0: Measurement grid: dx=8mm, dy=8mm, dz=5mm
Reference Value = 11.13 V/m; Power Drift = 0.08 dB
Peak SAR (extrapolated) = 0.303 W/kg
SAR(1 g) = 0.210 W/kg; SAR(10 g) = 0.144 W/kg
Maximum value of SAR (measured) = 0.224 W/kg

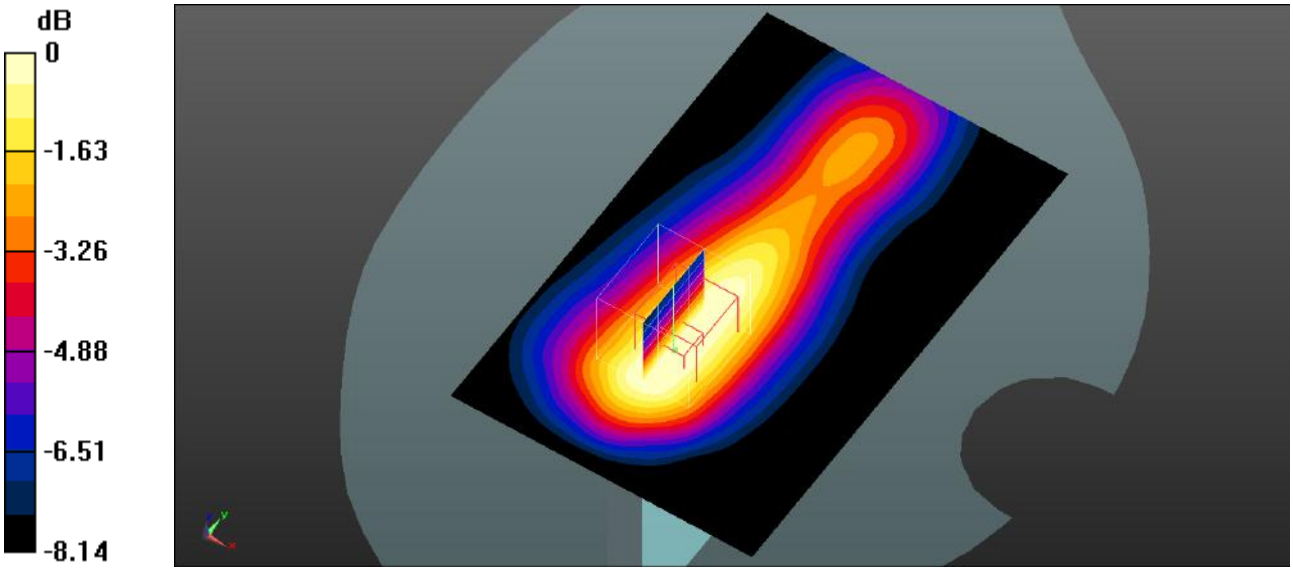

0 dB = 0.224 W/kg = -6.50 dBW/kg

Plot 52#: LTE Band 2_50%RB_Body Left_Mid

DUT: Mobile Phone; Type: ART 3 LITE; Serial: SZNS220524-22419E-SA-S1

Communication System: UID 0, Generic FDD-LTE (0); Frequency: 1880 MHz;Duty Cycle: 1:1
Medium parameters used (interpolated): f = 1880 MHz; σ = 1.41 S/m; εr = 40.127; ρ = 1000 kg/m^3
Phantom section: Flat Section

DASY5 Configuration:

- Probe: EX3DV4- SN3619; ConvF(7.07, 7.07, 7.07); Calibrated: 2021/08/25
- Sensor-Surface: 4mm (Mechanical Surface Detection)
- Electronics: DAE4 Sn1211; Calibrated: 2022/03/01
- Phantom: Twin SAM; Type: QD000P40CD; Serial: TP:1744
- Measurement SW: DASY52, Version 52.10 (4); SEMCAD X Version 14.6.14 (7501)

Body Left/LTE Band 2 50%RB Mid/Area Scan (71x111x1): Interpolated grid: dx=1.500 mm, dy=1.500 mm
Maximum value of SAR (interpolated) = 0.189 W/kg

Body Left/LTE Band 2 50%RB Mid/Zoom Scan (5x5x7)/Cube 0: Measurement grid: dx=8mm, dy=8mm, dz=5mm
Reference Value = 9.698 V/m; Power Drift = 0.06 dB
Peak SAR (extrapolated) = 0.249 W/kg
SAR(1 g) = 0.175 W/kg; SAR(10 g) = 0.121 W/kg
Maximum value of SAR (measured) = 0.186 W/kg

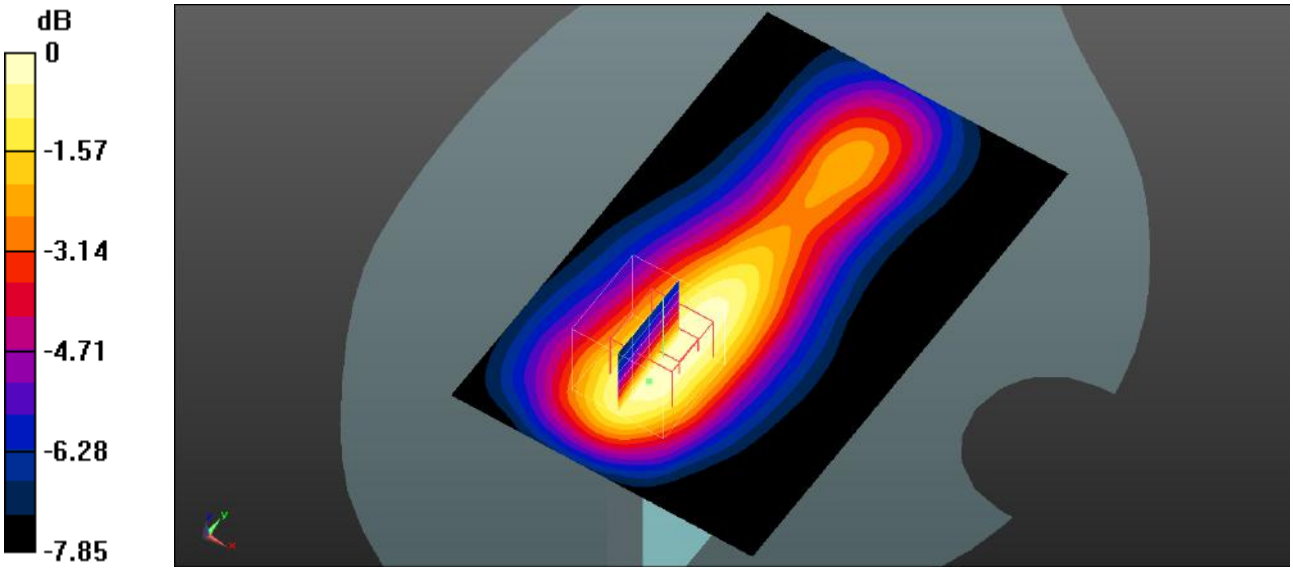

0 dB = 0.186 W/kg = -7.30 dBW/kg

Plot 53#: LTE Band 2_1RB_Body Right_Mid

DUT: Mobile Phone; Type: ART 3 LITE; Serial: SZNS220524-22419E-SA-S1

Communication System: UID 0, Generic FDD-LTE (0); Frequency: 1880 MHz;Duty Cycle: 1:1
Medium parameters used (interpolated): f = 1880 MHz; σ = 1.41 S/m; εr = 40.127; ρ = 1000 kg/m^3
Phantom section: Flat Section

DASY5 Configuration:

- Probe: EX3DV4- SN3619; ConvF(7.07, 7.07, 7.07); Calibrated: 2021/08/25
- Sensor-Surface: 4mm (Mechanical Surface Detection)
- Electronics: DAE4 Sn1211; Calibrated: 2022/03/01
- Phantom: Twin SAM; Type: QD000P40CD; Serial: TP:1744
- Measurement SW: DASY52, Version 52.10 (4); SEMCAD X Version 14.6.14 (7501)

Body Right/LTE Band 2 1RB Mid/Area Scan (71x111x1): Interpolated grid: dx=1.500 mm, dy=1.500 mm
Maximum value of SAR (interpolated) = 0.0661 W/kg

Body Right/LTE Band 2 1RB Mid/Zoom Scan (5x5x7)/Cube 0: Measurement grid: dx=8mm, dy=8mm, dz=5mm
Reference Value = 4.853 V/m; Power Drift = -0.19 dB
Peak SAR (extrapolated) = 0.0810 W/kg
SAR(1 g) = 0.062 W/kg; SAR(10 g) = 0.049 W/kg
Maximum value of SAR (measured) = 0.0647 W/kg

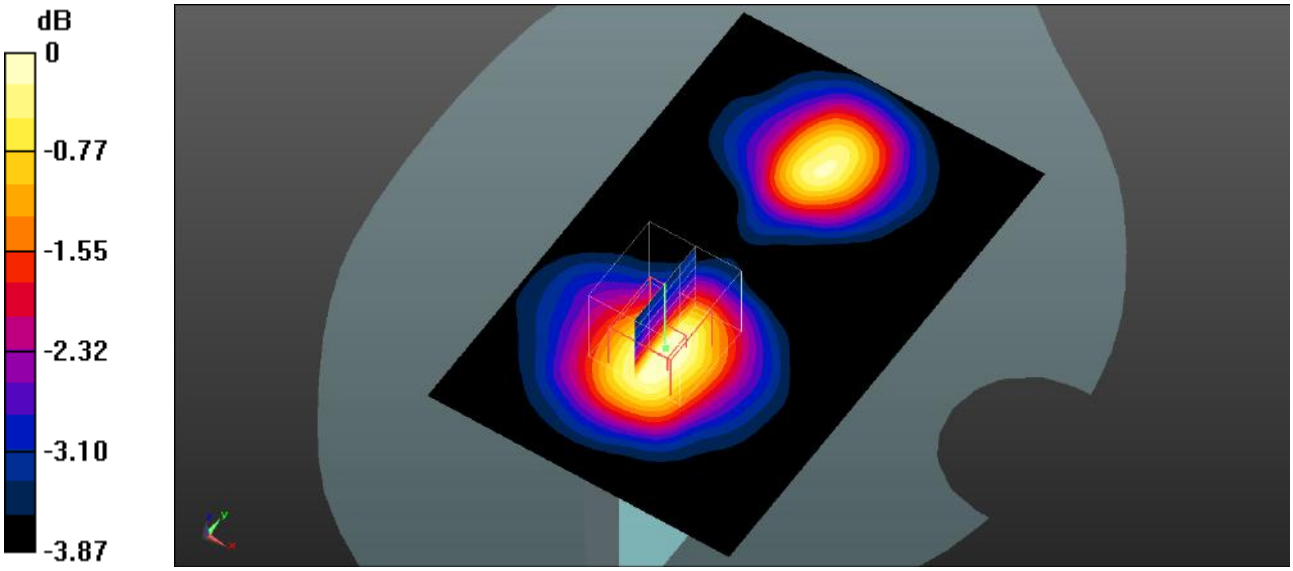

0 dB = 0.0647 W/kg = -11.89 dBW/kg

Plot 54#: LTE Band 2_50%RB_Body Right_Mid

DUT: Mobile Phone; Type: ART 3 LITE; Serial: SZNS220524-22419E-SA-S1

Communication System: UID 0, Generic FDD-LTE (0); Frequency: 1880 MHz;Duty Cycle: 1:1
Medium parameters used (interpolated): f = 1880 MHz; σ = 1.41 S/m; εr = 40.127; ρ = 1000 kg/m^3
Phantom section: Flat Section

DASY5 Configuration:

- Probe: EX3DV4- SN3619; ConvF(7.07, 7.07, 7.07); Calibrated: 2021/08/25
- Sensor-Surface: 4mm (Mechanical Surface Detection)
- Electronics: DAE4 Sn1211; Calibrated: 2022/03/01
- Phantom: Twin SAM; Type: QD000P40CD; Serial: TP:1744
- Measurement SW: DASY52, Version 52.10 (4); SEMCAD X Version 14.6.14 (7501)

Body Right/LTE Band 2 50%RB Mid/Area Scan (71x111x1): Interpolated grid: dx=1.500 mm, dy=1.500 mm
Maximum value of SAR (interpolated) = 0.164 W/kg

Body Right/LTE Band 2 50%RB Mid/Zoom Scan (5x5x7)/Cube 0: Measurement grid: dx=8mm, dy=8mm, dz=5mm
Reference Value = 10.07 V/m; Power Drift = -0.08 dB
Peak SAR (extrapolated) = 0.206 W/kg
SAR(1 g) = 0.147 W/kg; SAR(10 g) = 0.103 W/kg
Maximum value of SAR (measured) = 0.157 W/kg

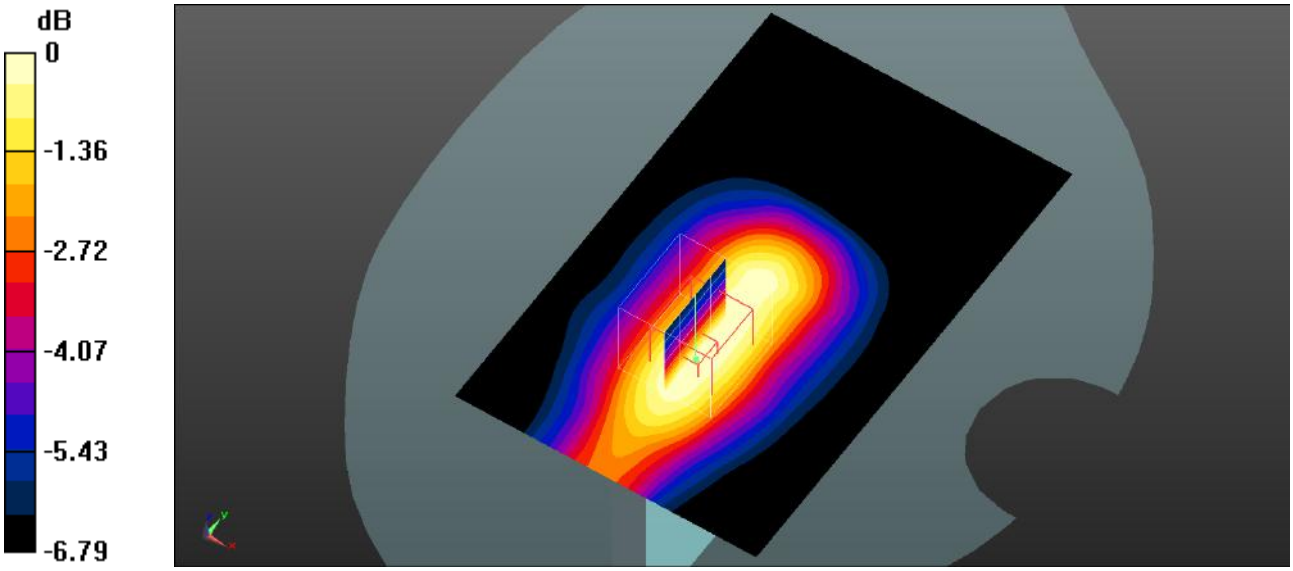

0 dB = 0.157 W/kg = -8.04 dBW/kg

Plot 55#: LTE Band 2_1RB_Body Bottom_Mid

DUT: Mobile Phone; Type: ART 3 LITE; Serial: SZNS220524-22419E-SA-S1

Communication System: UID 0, Generic FDD-LTE (0); Frequency: 1880 MHz;Duty Cycle: 1:1
Medium parameters used (interpolated): f = 1880 MHz; σ = 1.41 S/m; εr = 40.127; ρ = 1000 kg/m^3
Phantom section: Flat Section

DASY5 Configuration:

- Probe: EX3DV4- SN3619; ConvF(7.07, 7.07, 7.07); Calibrated: 2021/08/25
- Sensor-Surface: 4mm (Mechanical Surface Detection)
- Electronics: DAE4 Sn1211; Calibrated: 2022/03/01
- Phantom: Twin SAM; Type: QD000P40CD; Serial: TP:1744
- Measurement SW: DASY52, Version 52.10 (4); SEMCAD X Version 14.6.14 (7501)

Body Bottom/LTE Band 2 1RB Mid/Area Scan (71x91x1): Interpolated grid: dx=1.500 mm, dy=1.500 mm
Maximum value of SAR (interpolated) = 0.736 W/kg

Body Bottom/LTE Band 2 1RB Mid/Zoom Scan (5x5x7)/Cube 0: Measurement grid: dx=8mm, dy=8mm, dz=5mm
Reference Value = 21.16 V/m; Power Drift = -0.11 dB
Peak SAR (extrapolated) = 0.949 W/kg
SAR(1 g) = 0.598 W/kg; SAR(10 g) = 0.349 W/kg
Maximum value of SAR (measured) = 0.646 W/kg

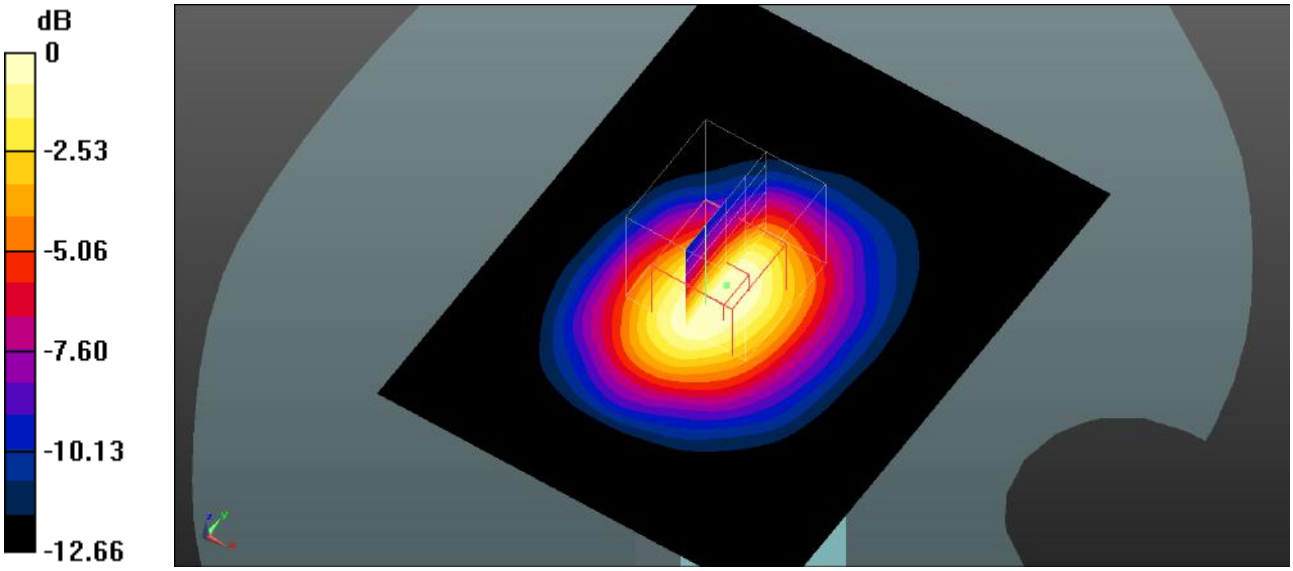

0 dB = 0.646 W/kg = -1.90 dBW/kg

Plot 56#: LTE Band 2_50%RB_Body Bottom_Mid

DUT: Mobile Phone; Type: ART 3 LITE; Serial: SZNS220524-22419E-SA-S1

Communication System: UID 0, Generic FDD-LTE (0); Frequency: 1880 MHz;Duty Cycle: 1:1
Medium parameters used (interpolated): f = 1880 MHz; σ = 1.41 S/m; εr = 40.127; ρ = 1000 kg/m^3
Phantom section: Flat Section

DASY5 Configuration:

- Probe: EX3DV4- SN3619; ConvF(7.07, 7.07, 7.07); Calibrated: 2021/08/25
- Sensor-Surface: 4mm (Mechanical Surface Detection)
- Electronics: DAE4 Sn1211; Calibrated: 2022/03/01
- Phantom: Twin SAM; Type: QD000P40CD; Serial: TP:1744
- Measurement SW: DASY52, Version 52.10 (4); SEMCAD X Version 14.6.14 (7501)

Body Bottom/LTE Band 2 50%RB Mid/Area Scan (71x91x1): Interpolated grid: dx=1.500 mm, dy=1.500 mm
Maximum value of SAR (interpolated) = 0.613 W/kg

Body Bottom/LTE Band 2 50%RB Mid/Zoom Scan (5x5x7)/Cube 0: Measurement grid: dx=8mm, dy=8mm, dz=5mm
Reference Value = 19.67 V/m; Power Drift = -0.15 dB
Peak SAR (extrapolated) = 0.805 W/kg
SAR(1 g) = 0.501 W/kg; SAR(10 g) = 0.292 W/kg
Maximum value of SAR (measured) = 0.541 W/kg

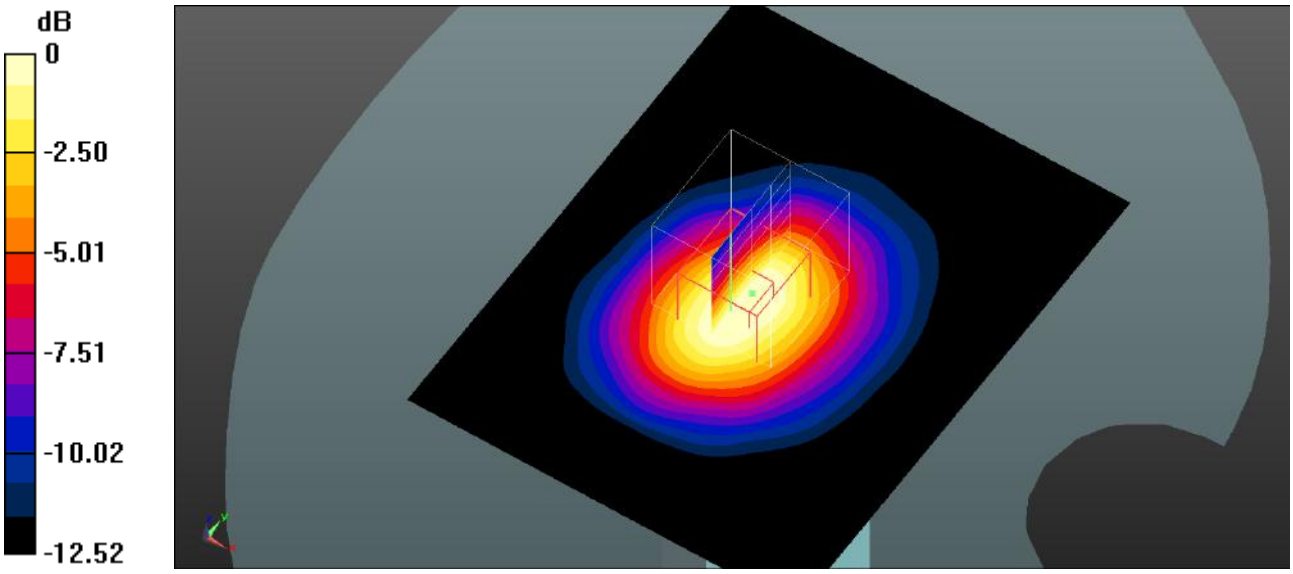

0 dB = 0.541 W/kg = -2.67 dBW/kg

Plot 57#: LTE Band 4_1RB_Head Left Cheek_Mid

DUT: Mobile Phone; Type: ART 3 LITE; Serial: SZNS220524-22419E-SA-S1

Communication System: UID 0, Generic FDD-LTE (0); Frequency: 1732.5 MHz;Duty Cycle: 1:1
Medium parameters used (interpolated): f = 1732.5 MHz; σ = 1.368 S/m; ε_r = 39.893; ρ = 1000 kg/m^3
Phantom section: Left Section

DASY5 Configuration:

- Probe: EX3DV4- SN3619; ConvF(7.33, 7.33, 7.33); Calibrated: 2021/08/25
- Sensor-Surface: 4mm (Mechanical Surface Detection)
- Electronics: DAE4 Sn1211; Calibrated: 2022/03/01
- Phantom: Twin SAM; Type: QD000P40CD; Serial: TP:1744
- Measurement SW: DASY52, Version 52.10 (4); SEMCAD X Version 14.6.14 (7501)

Head Left Cheek/LTE Band 4 1RB Mid/Area Scan (71x91x1): Interpolated grid: dx=1.500 mm, dy=1.500 mm
Maximum value of SAR (interpolated) = 0.0434 W/kg

Head Left Cheek/LTE Band 4 1RB Mid/Zoom Scan (5x5x7)/Cube 0: Measurement grid: dx=8mm, dy=8mm, dz=5mm
Reference Value = 3.689 V/m; Power Drift = 0.07 dB
Peak SAR (extrapolated) = 0.0340 W/kg
SAR(1 g) = 0.026 W/kg; SAR(10 g) = 0.024 W/kg
Maximum value of SAR (measured) = 0.0340 W/kg

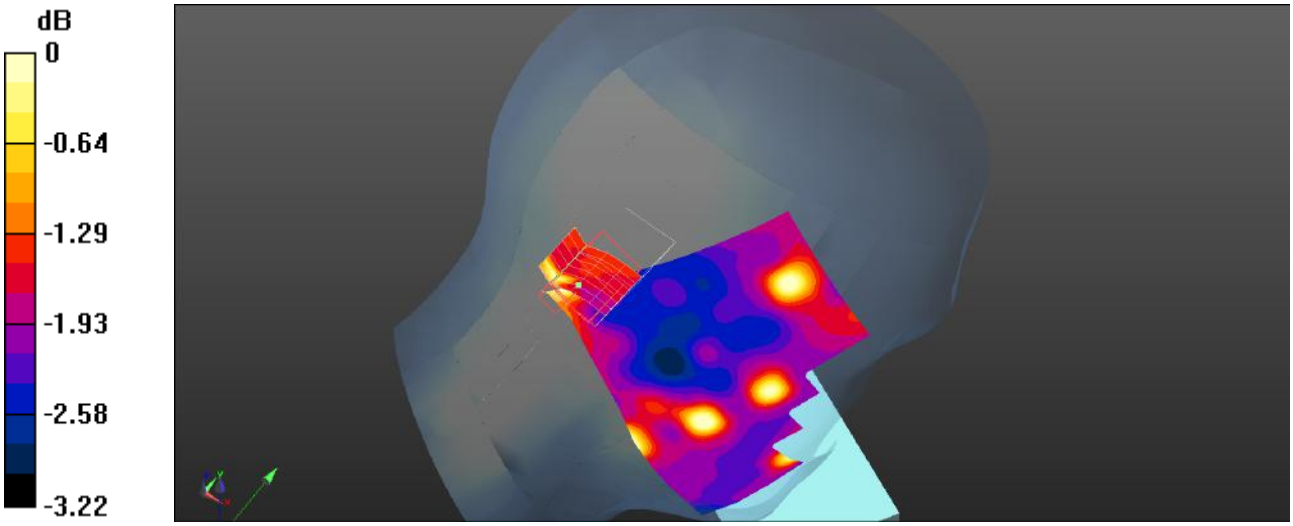

0 dB = 0.0340 W/kg = -14.69 dBW/kg

Plot 58#: LTE Band 4_50%RB_Head Left Cheek_Mid

DUT: Mobile Phone; Type: ART 3 LITE; Serial: SZNS220524-22419E-SA-S1

Communication System: UID 0, Generic FDD-LTE (0); Frequency: 1732.5 MHz;Duty Cycle: 1:1
Medium parameters used (interpolated): f = 1732.5 MHz; σ = 1.368 S/m; ε_r = 39.893; ρ = 1000 kg/m^3
Phantom section: Left Section

DASY5 Configuration:

- Probe: EX3DV4- SN3619; ConvF(7.33, 7.33, 7.33); Calibrated: 2021/08/25
- Sensor-Surface: 4mm (Mechanical Surface Detection)
- Electronics: DAE4 Sn1211; Calibrated: 2022/03/01
- Phantom: Twin SAM; Type: QD000P40CD; Serial: TP:1744
- Measurement SW: DASY52, Version 52.10 (4); SEMCAD X Version 14.6.14 (7501)

Head Left Cheek/LTE Band 4 50%RB Mid/Area Scan (71x91x1): Interpolated grid: dx=1.500 mm, dy=1.500 mm
Maximum value of SAR (interpolated) = 0.0401 W/kg

Head Left Cheek/LTE Band 4 50%RB Mid/Zoom Scan (5x5x7)/Cube 0: Measurement grid: dx=8mm, dy=8mm, dz=5mm
Reference Value = 3.602 V/m; Power Drift = 0.02 dB
Peak SAR (extrapolated) = 0.0350 W/kg
SAR(1 g) = 0.027 W/kg; SAR(10 g) = 0.026 W/kg
Maximum value of SAR (measured) = 0.0345 W/kg

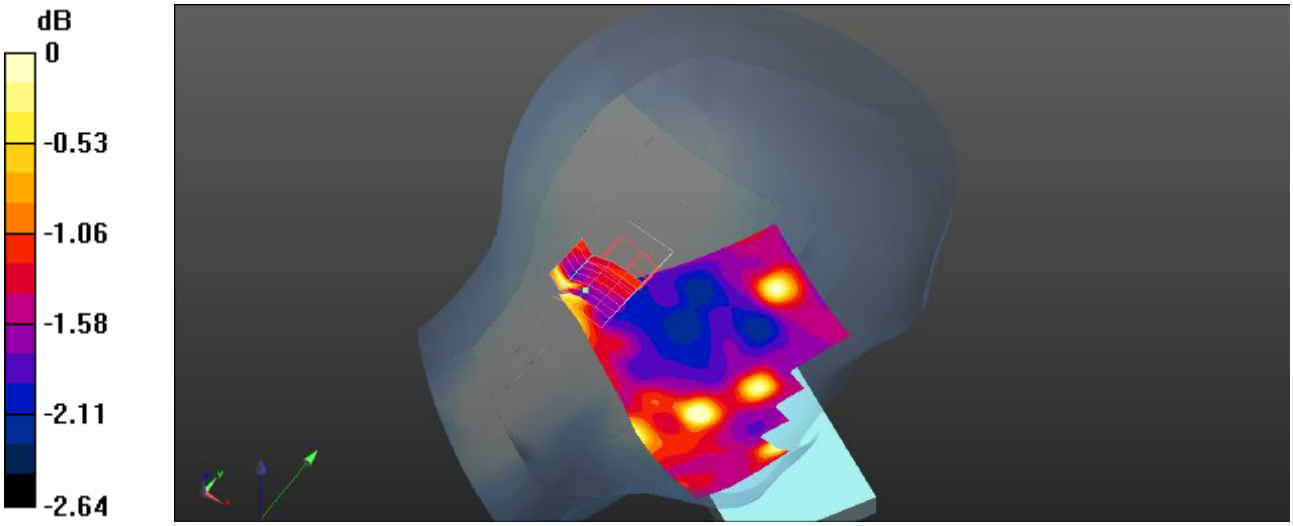

0 dB = 0.0345 W/kg = -14.62 dBW/kg

Plot 59#: LTE Band 4_1RB_Head Left Tilt_Mid

DUT: Mobile Phone; Type: ART 3 LITE; Serial: SZNS220524-22419E-SA-S1

Communication System: UID 0, Generic FDD-LTE (0); Frequency: 1732.5 MHz;Duty Cycle: 1:1
Medium parameters used (interpolated): f = 1732.5 MHz; σ = 1.368 S/m; ε_r = 39.893; ρ = 1000 kg/m^3
Phantom section: Left Section

DASY5 Configuration:

- Probe: EX3DV4- SN3619; ConvF(7.33, 7.33, 7.33); Calibrated: 2021/08/25
- Sensor-Surface: 4mm (Mechanical Surface Detection)
- Electronics: DAE4 Sn1211; Calibrated: 2022/03/01
- Phantom: Twin SAM; Type: QD000P40CD; Serial: TP:1744
- Measurement SW: DASY52, Version 52.10 (4); SEMCAD X Version 14.6.14 (7501)

Head Left Tilt/LTE Band 4 1RB Mid/Area Scan (71x91x1): Interpolated grid: dx=1.500 mm, dy=1.500 mm
Maximum value of SAR (interpolated) = 0.0384 W/kg

Head Left Tilt/LTE Band 4 1RB Mid/Zoom Scan (5x5x7)/Cube 0: Measurement grid: dx=8mm, dy=8mm, dz=5mm
Reference Value = 3.488 V/m; Power Drift = 0.02 dB
Peak SAR (extrapolated) = 0.0260 W/kg
SAR(1 g) = 0.025 W/kg; SAR(10 g) = 0.019
Maximum value of SAR (measured) = 0.0261 W/kg



0 dB = 0.0261 W/kg = -15.83 dBW/kg

Plot 60#: LTE Band 4_50%RB_Head Left Tilt_Mid

DUT: Mobile Phone; Type: ART 3 LITE; Serial: SZNS220524-22419E-SA-S1

Communication System: UID 0, Generic FDD-LTE (0); Frequency: 1732.5 MHz;Duty Cycle: 1:1
Medium parameters used (interpolated): f = 1732.5 MHz; σ = 1.368 S/m; ε_r = 39.893; ρ = 1000 kg/m^3
Phantom section: Left Section

DASY5 Configuration:

- Probe: EX3DV4- SN3619; ConvF(7.33, 7.33, 7.33); Calibrated: 2021/08/25
- Sensor-Surface: 4mm (Mechanical Surface Detection)
- Electronics: DAE4 Sn1211; Calibrated: 2022/03/01
- Phantom: Twin SAM; Type: QD000P40CD; Serial: TP:1744
- Measurement SW: DASY52, Version 52.10 (4); SEMCAD X Version 14.6.14 (7501)

Head Left Tilt/LTE Band 4 50%RB Mid/Area Scan (71x91x1): Interpolated grid: dx=1.500 mm, dy=1.500 mm
Maximum value of SAR (interpolated) = 0.0380 W/kg

Head Left Tilt/LTE Band 4 50%RB Mid/Zoom Scan (5x5x7)/Cube 0: Measurement grid: dx=8mm, dy=8mm, dz=5mm
Reference Value = 3.682 V/m; Power Drift = 0.05 dB
Peak SAR (extrapolated) = 0.0270 W/kg
SAR(1 g) = 0.026 W/kg; SAR(10 g) = 0.021
Maximum value of SAR (measured) = 0.0269 W/kg



0 dB = 0.0269 W/kg = -15.70 dBW/kg

Plot 61#: LTE Band 4_1RB_Head Right Cheek_Mid

DUT: Mobile Phone; Type: ART 3 LITE; Serial: SZNS220524-22419E-SA-S1

Communication System: UID 0, Generic FDD-LTE (0); Frequency: 1732.5 MHz;Duty Cycle: 1:1
Medium parameters used (interpolated): f = 1732.5 MHz; σ = 1.368 S/m; ε_r = 39.893; ρ = 1000 kg/m^3
Phantom section: Right Section

DASY5 Configuration:

- Probe: EX3DV4- SN3619; ConvF(7.33, 7.33, 7.33); Calibrated: 2021/08/25
- Sensor-Surface: 4mm (Mechanical Surface Detection)
- Electronics: DAE4 Sn1211; Calibrated: 2022/03/01
- Phantom: Twin SAM; Type: QD000P40CD; Serial: TP:1744
- Measurement SW: DASY52, Version 52.10 (4); SEMCAD X Version 14.6.14 (7501)

Head Right Cheek/LTE Band 4 1RB Mid/Area Scan (71x91x1): Interpolated grid: dx=1.500 mm, dy=1.500 mm
Maximum value of SAR (interpolated) = 0.0406 W/kg

Head Right Cheek/LTE Band 4 1RB Mid/Zoom Scan (5x5x7)/Cube 0: Measurement grid: dx=8mm, dy=8mm, dz=5mm
Reference Value = 3.139 V/m; Power Drift = 0.01 dB
Peak SAR (extrapolated) = 0.0280 W/kg
SAR(1 g) = 0.022 W/kg; SAR(10 g) = 0.021 W/kg
Maximum value of SAR (measured) = 0.0257 W/kg

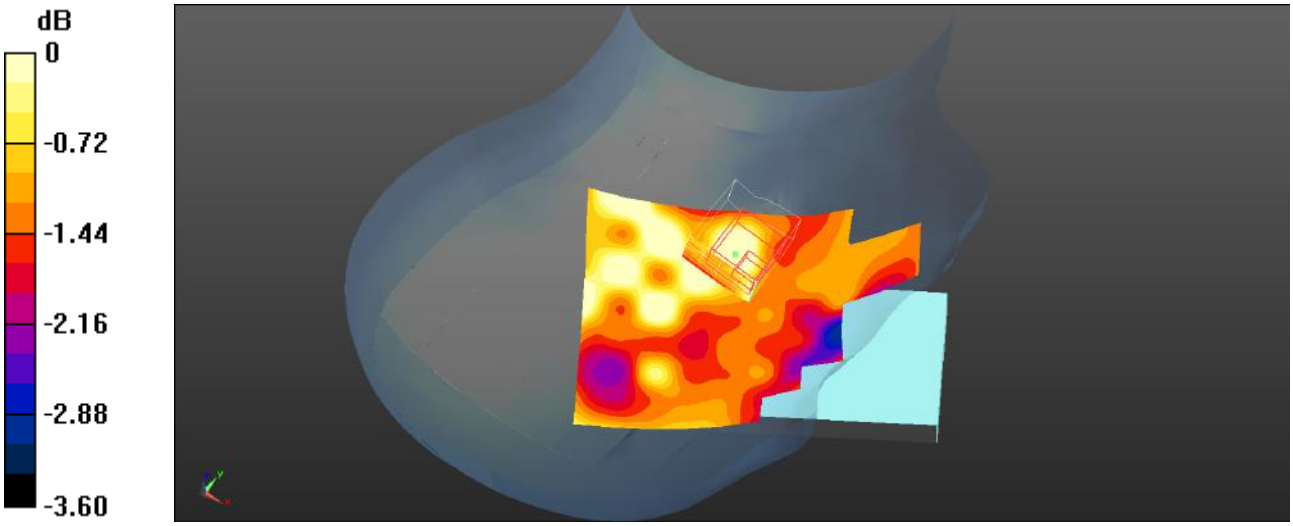

0 dB = 0.0257 W/kg = -15.90 dBW/kg

Plot 62#: LTE Band 4_50%RB_Head Right Cheek_Mid

DUT: Mobile Phone; Type: ART 3 LITE; Serial: SZNS220524-22419E-SA-S1

Communication System: UID 0, Generic FDD-LTE (0); Frequency: 1732.5 MHz;Duty Cycle: 1:1
Medium parameters used (interpolated): f = 1732.5 MHz; σ = 1.368 S/m; ε_r = 39.893; ρ = 1000 kg/m^3
Phantom section: Right Section

DASY5 Configuration:

- Probe: EX3DV4- SN3619; ConvF(7.33, 7.33, 7.33); Calibrated: 2021/08/25
- Sensor-Surface: 4mm (Mechanical Surface Detection)
- Electronics: DAE4 Sn1211; Calibrated: 2022/03/01
- Phantom: Twin SAM; Type: QD000P40CD; Serial: TP:1744
- Measurement SW: DASY52, Version 52.10 (4); SEMCAD X Version 14.6.14 (7501)

Head Right Cheek/LTE Band 4 50%RB Mid/Area Scan (71x91x1): Interpolated grid: dx=1.500 mm, dy=1.500 mm
Maximum value of SAR (interpolated) = 0.0508 W/kg

Head Right Cheek/LTE Band 4 50%RB Mid/Zoom Scan (5x5x7)/Cube 0: Measurement grid: dx=8mm, dy=8mm, dz=5mm
Reference Value = 3.969 V/m; Power Drift = -0.01 dB
Peak SAR (extrapolated) = 0.0270 W/kg
SAR(1 g) = 0.023 W/kg; SAR(10 g) = 0.022 W/kg
Maximum value of SAR (measured) = 0.0242 W/kg

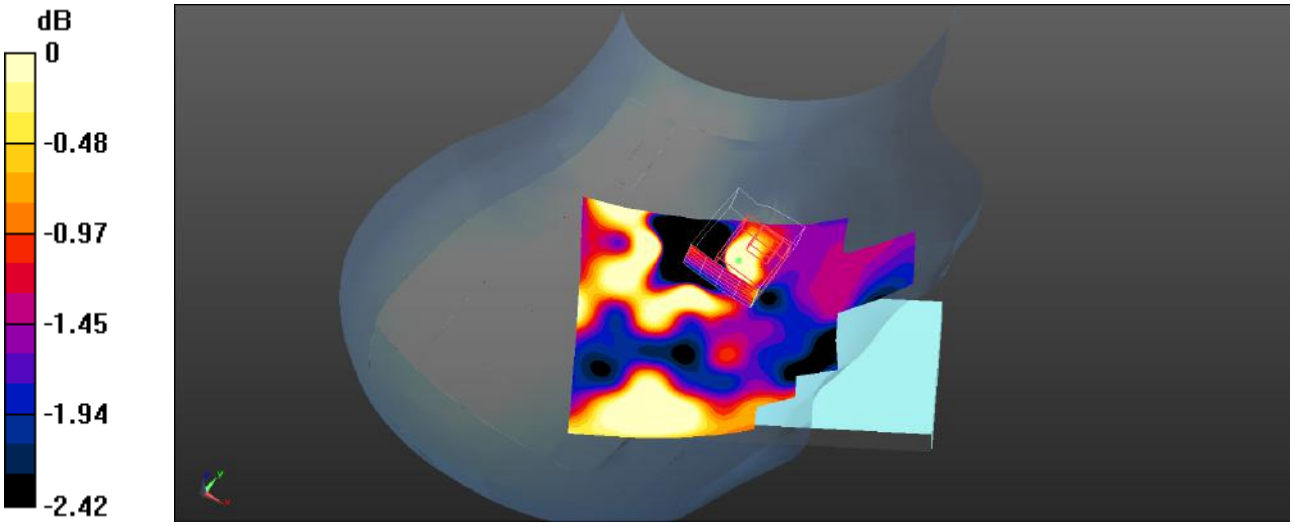

0 dB = 0.0294 W/kg = -15.32 dBW/kg

Plot 63#: LTE Band 4_1RB_Head Right Tilt_Mid

DUT: Mobile Phone; Type: ART 3 LITE; Serial: SZNS220524-22419E-SA-S1

Communication System: UID 0, Generic FDD-LTE (0); Frequency: 1732.5 MHz;Duty Cycle: 1:1
Medium parameters used (interpolated): f = 1732.5 MHz; σ = 1.368 S/m; ε_r = 39.893; ρ = 1000 kg/m^3
Phantom section: Right Section

DASY5 Configuration:

- Probe: EX3DV4- SN3619; ConvF(7.33, 7.33, 7.33); Calibrated: 2021/08/25
- Sensor-Surface: 4mm (Mechanical Surface Detection)
- Electronics: DAE4 Sn1211; Calibrated: 2022/03/01
- Phantom: Twin SAM; Type: QD000P40CD; Serial: TP:1744
- Measurement SW: DASY52, Version 52.10 (4); SEMCAD X Version 14.6.14 (7501)

Head Right Tilt/LTE Band 4 1RB Mid/Area Scan (71x91x1): Interpolated grid: dx=1.500 mm, dy=1.500 mm
Maximum value of SAR (interpolated) = 0.0389 W/kg

Head Right Tilt/LTE Band 4 1RB Mid/Zoom Scan (5x5x7)/Cube 0: Measurement grid: dx=8mm, dy=8mm, dz=5mm
Reference Value = 3.617 V/m; Power Drift = -0.01 dB
Peak SAR (extrapolated) = 0.0240 W/kg
SAR(1 g) = 0.022 W/kg; SAR(10 g) = 0.021 W/kg
Maximum value of SAR (measured) = 0.0238 W/kg

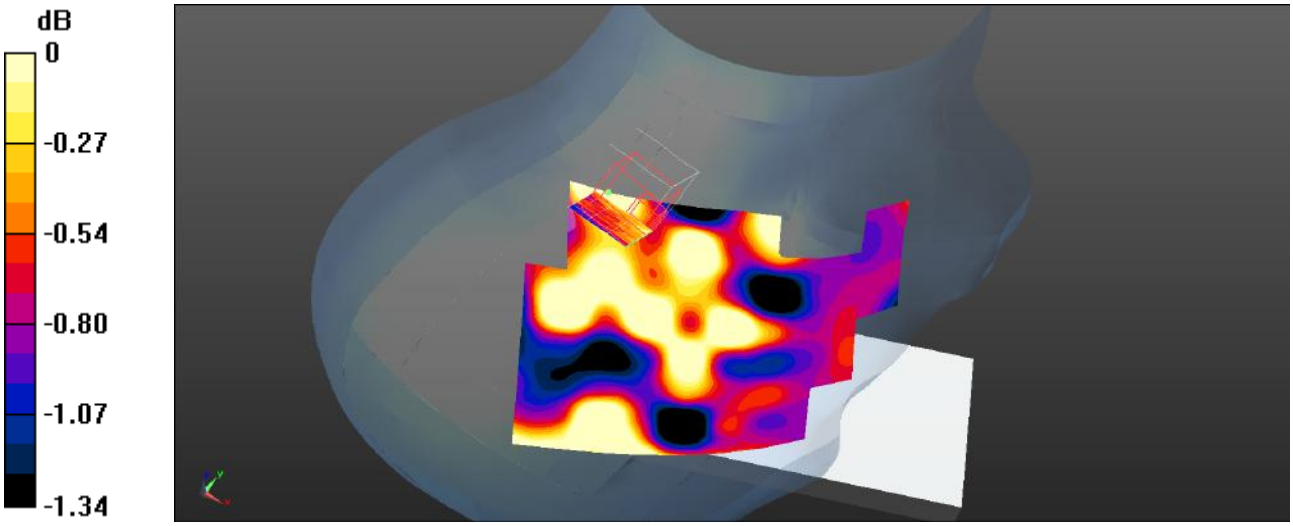

0 dB = 0.0238 W/kg = -16.23 dBW/kg

Plot 64#: LTE Band 4_50%RB_Head Right Tilt_Mid

DUT: Mobile Phone; Type: ART 3 LITE; Serial: SZNS220524-22419E-SA-S1

Communication System: UID 0, Generic FDD-LTE (0); Frequency: 1732.5 MHz;Duty Cycle: 1:1
Medium parameters used (interpolated): f = 1732.5 MHz; σ = 1.368 S/m; ε_r = 39.893; ρ = 1000 kg/m^3
Phantom section: Right Section

DASY5 Configuration:

- Probe: EX3DV4- SN3619; ConvF(7.33, 7.33, 7.33); Calibrated: 2021/08/25
- Sensor-Surface: 4mm (Mechanical Surface Detection)
- Electronics: DAE4 Sn1211; Calibrated: 2022/03/01
- Phantom: Twin SAM; Type: QD000P40CD; Serial: TP:1744
- Measurement SW: DASY52, Version 52.10 (4); SEMCAD X Version 14.6.14 (7501)

Head Right Tilt/LTE Band 4 50%RB Mid/Area Scan (71x91x1): Interpolated grid: dx=1.500 mm, dy=1.500 mm
Maximum value of SAR (interpolated) = 0.0373 W/kg

Head Right Tilt/LTE Band 4 50%RB Mid/Zoom Scan (5x5x7)/Cube 0: Measurement grid: dx=8mm, dy=8mm, dz=5mm
Reference Value = 3.490 V/m; Power Drift = 0.10 dB
Peak SAR (extrapolated) = 0.0520 W/kg
SAR(1 g) = 0.022 W/kg; SAR(10 g) = 0.017
Maximum value of SAR (measured) = 0.0229 W/kg

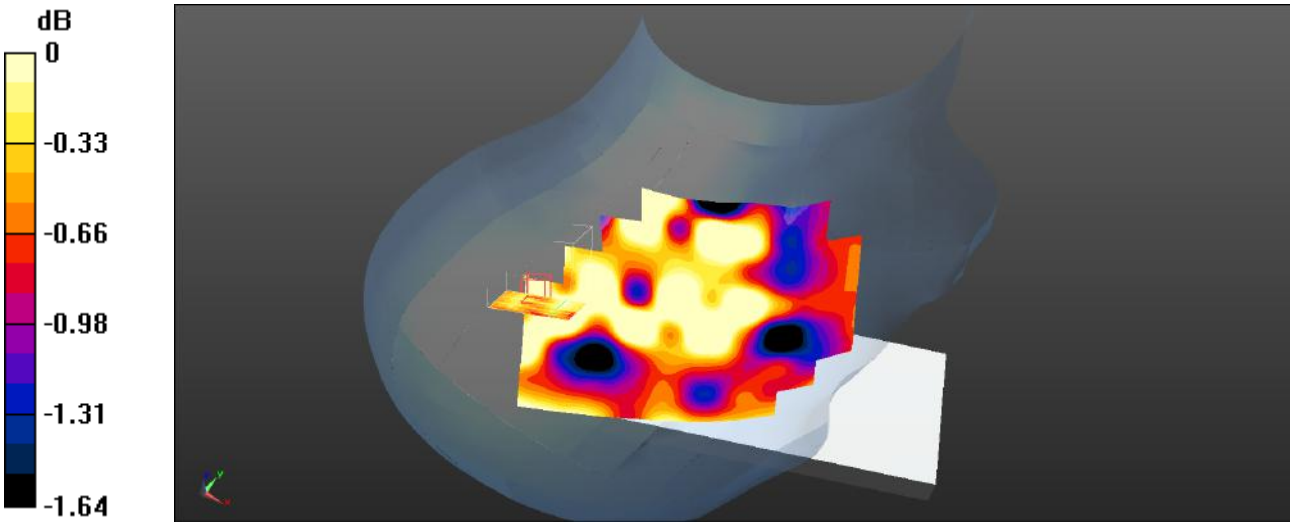

0 dB = 0.0229 W/kg = -16.40 dBW/kg

Plot 65#: LTE Band 4_1RB_Body Front_Mid

DUT: Mobile Phone; Type: ART 3 LITE; Serial: SZNS220524-22419E-SA-S1

Communication System: UID 0, Generic FDD-LTE (0); Frequency: 1732.5 MHz;Duty Cycle: 1:1
Medium parameters used (interpolated): f = 1732.5 MHz; σ = 1.368 S/m; ε_r = 39.893; ρ = 1000 kg/m^3
Phantom section: Flat Section

DASY5 Configuration:

- Probe: EX3DV4- SN3619; ConvF(7.33, 7.33, 7.33); Calibrated: 2021/08/25
- Sensor-Surface: 4mm (Mechanical Surface Detection)
- Electronics: DAE4 Sn1211; Calibrated: 2022/03/01
- Phantom: Twin SAM; Type: QD000P40CD; Serial: TP:1744
- Measurement SW: DASY52, Version 52.10 (4); SEMCAD X Version 14.6.14 (7501)

Body Front/LTE Band 4 1RB Mid/Area Scan (71x121x1): Interpolated grid: dx=1.500 mm, dy=1.500 mm
Maximum value of SAR (interpolated) = 0.0483 W/kg

Body Front/LTE Band 4 1RB Mid/Zoom Scan (5x5x7)/Cube 0: Measurement grid: dx=8mm, dy=8mm, dz=5mm
Reference Value = 5.394 V/m; Power Drift = -0.06 dB
Peak SAR (extrapolated) = 0.0440 W/kg
SAR(1 g) = 0.043 W/kg; SAR(10 g) = 0.042 W/kg
Maximum value of SAR (measured) = 0.0434 W/kg

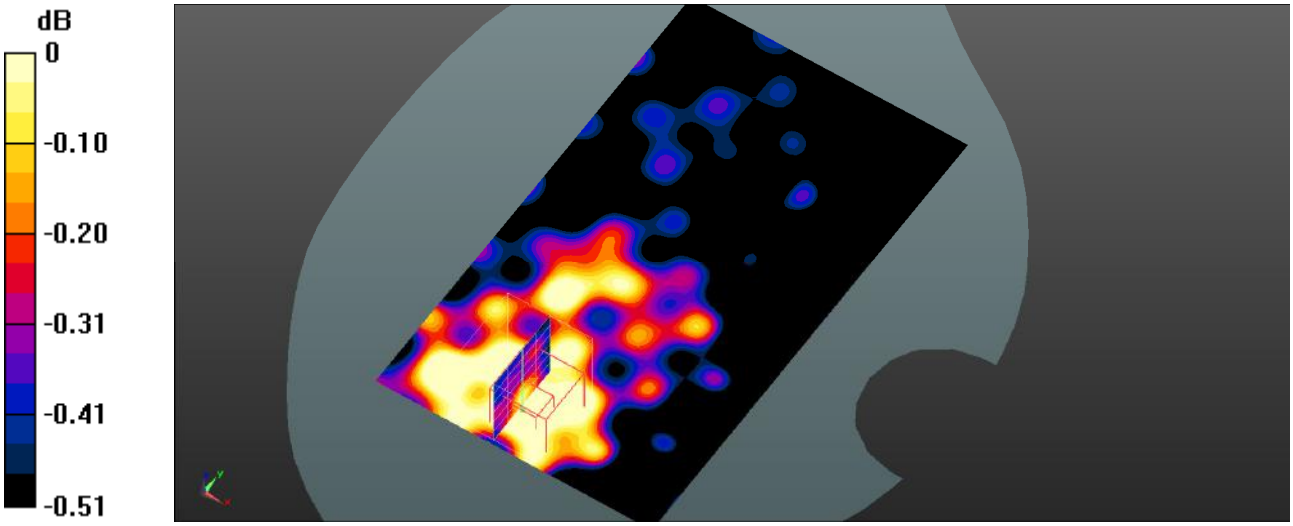

0 dB = 0.0434 W/kg = -13.63 dBW/kg

Plot 66#: LTE Band 4_50%RB_Body Front_Mid

DUT: Mobile Phone; Type: ART 3 LITE; Serial: SZNS220524-22419E-SA-S1

Communication System: UID 0, Generic FDD-LTE (0); Frequency: 1732.5 MHz;Duty Cycle: 1:1
Medium parameters used (interpolated): f = 1732.5 MHz; σ = 1.368 S/m; ε_r = 39.893; ρ = 1000 kg/m^3
Phantom section: Flat Section

DASY5 Configuration:

- Probe: EX3DV4- SN3619; ConvF(7.33, 7.33, 7.33); Calibrated: 2021/08/25
- Sensor-Surface: 4mm (Mechanical Surface Detection)
- Electronics: DAE4 Sn1211; Calibrated: 2022/03/01
- Phantom: Twin SAM; Type: QD000P40CD; Serial: TP:1744
- Measurement SW: DASY52, Version 52.10 (4); SEMCAD X Version 14.6.14 (7501)

Body Front/LTE Band 4 50%RB Mid/Area Scan (71x121x1): Interpolated grid: dx=1.500 mm, dy=1.500 mm
Maximum value of SAR (interpolated) = 0.0433 W/kg

Body Front/LTE Band 4 50%RB Mid/Zoom Scan (5x5x7)/Cube 0: Measurement grid: dx=8mm, dy=8mm, dz=5mm
Reference Value = 5.205 V/m; Power Drift = -0.10 dB
Peak SAR (extrapolated) = 0.0400 W/kg
SAR(1 g) = 0.039 W/kg; SAR(10 g) = 0.037 W/kg
Maximum value of SAR (measured) = 0.0400 W/kg

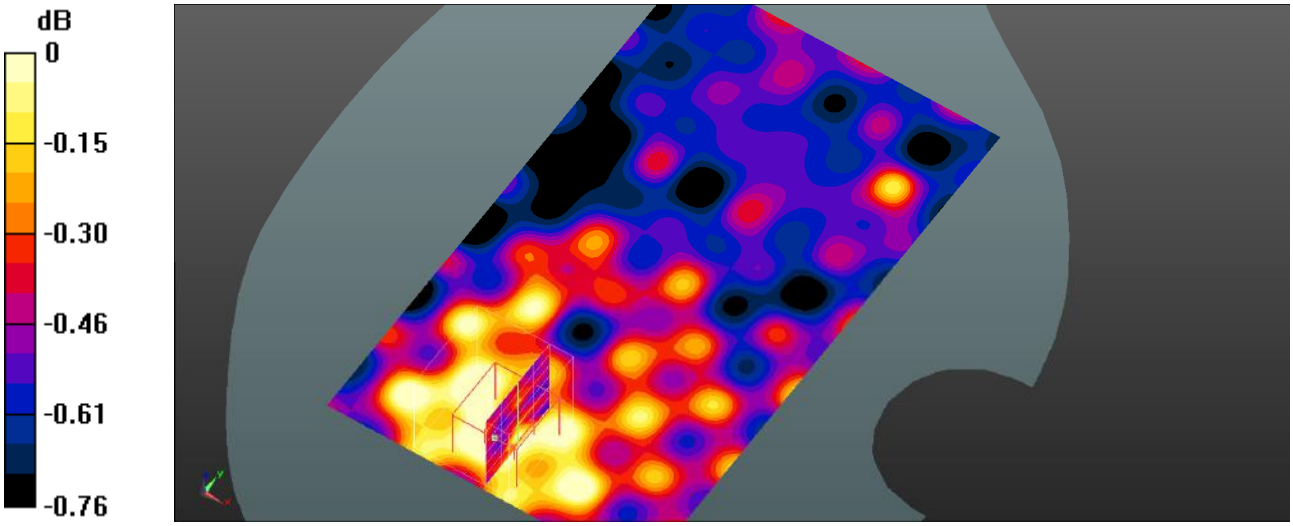

0 dB = 0.0400 W/kg = -13.98 dBW/kg

Plot 67#: LTE Band 4_1RB_Body Back_Mid

DUT: Mobile Phone; Type: ART 3 LITE; Serial: SZNS220524-22419E-SA-S1

Communication System: UID 0, Generic FDD-LTE (0); Frequency: 1732.5 MHz;Duty Cycle: 1:1
Medium parameters used (interpolated): f = 1732.5 MHz; σ = 1.368 S/m; ε_r = 39.893; ρ = 1000 kg/m^3
Phantom section: Flat Section

DASY5 Configuration:

- Probe: EX3DV4- SN3619; ConvF(7.33, 7.33, 7.33); Calibrated: 2021/08/25
- Sensor-Surface: 4mm (Mechanical Surface Detection)
- Electronics: DAE4 Sn1211; Calibrated: 2022/03/01
- Phantom: Twin SAM; Type: QD000P40CD; Serial: TP:1744
- Measurement SW: DASY52, Version 52.10 (4); SEMCAD X Version 14.6.14 (7501)

Body Back/LTE Band 4 1RB Mid/Area Scan (71x121x1): Interpolated grid: dx=1.500 mm, dy=1.500 mm
Maximum value of SAR (interpolated) = 0.0516 W/kg

Body Back/LTE Band 4 1RB Mid/Zoom Scan (5x5x7)/Cube 0: Measurement grid: dx=8mm, dy=8mm, dz=5mm
Reference Value = 4.862 V/m; Power Drift = -0.09 dB
Peak SAR (extrapolated) = 0.0670 W/kg
SAR(1 g) = 0.049 W/kg; SAR(10 g) = 0.039 W/kg
Maximum value of SAR (measured) = 0.0508 W/kg

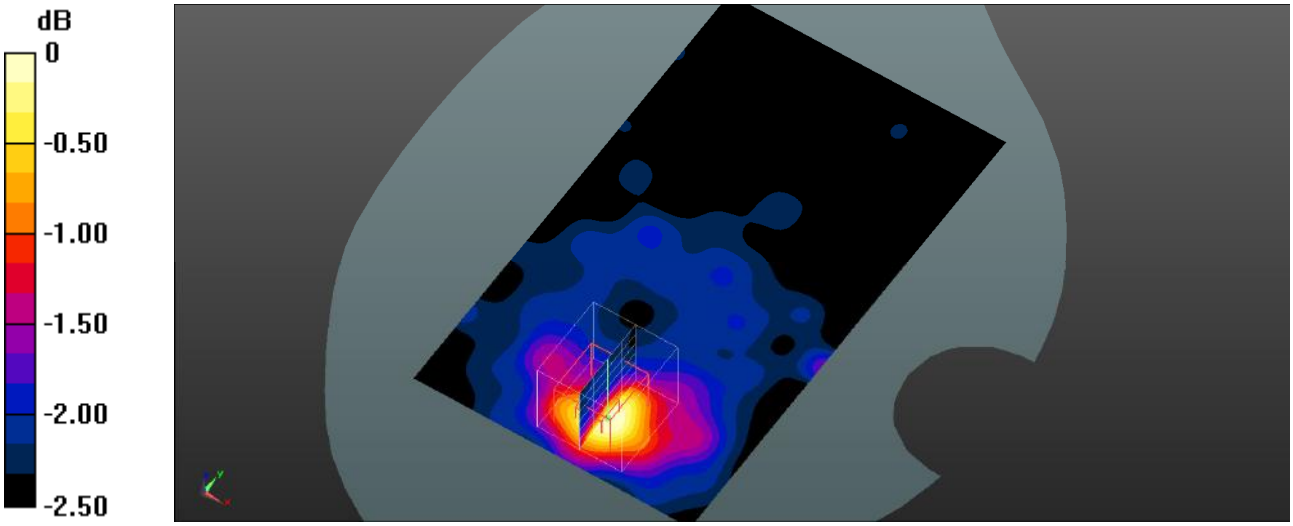

0 dB = 0.0508 W/kg = -12.94 dBW/kg

Plot 68#: LTE Band 4_50%RB_Body Back_Mid

DUT: Mobile Phone; Type: ART 3 LITE; Serial: SZNS220524-22419E-SA-S1

Communication System: UID 0, Generic FDD-LTE (0); Frequency: 1732.5 MHz;Duty Cycle: 1:1
Medium parameters used (interpolated): f = 1732.5 MHz; σ = 1.368 S/m; ε_r = 39.893; ρ = 1000 kg/m^3
Phantom section: Flat Section

DASY5 Configuration:

- Probe: EX3DV4- SN3619; ConvF(7.33, 7.33, 7.33); Calibrated: 2021/08/25
- Sensor-Surface: 4mm (Mechanical Surface Detection)
- Electronics: DAE4 Sn1211; Calibrated: 2022/03/01
- Phantom: Twin SAM; Type: QD000P40CD; Serial: TP:1744
- Measurement SW: DASY52, Version 52.10 (4); SEMCAD X Version 14.6.14 (7501)

Body Back/LTE Band 4 50%RB Mid/Area Scan (71x121x1): Interpolated grid: dx=1.500 mm, dy=1.500 mm
Maximum value of SAR (interpolated) = 0.0443 W/kg

Body Back/LTE Band 4 50%RB Mid/Zoom Scan (5x5x7)/Cube 0: Measurement grid: dx=8mm, dy=8mm, dz=5mm
Reference Value = 4.592 V/m; Power Drift = -0.10 dB
Peak SAR (extrapolated) = 0.0520 W/kg
SAR(1 g) = 0.042 W/kg; SAR(10 g) = 0.034 W/kg
Maximum value of SAR (measured) = 0.0419 W/kg

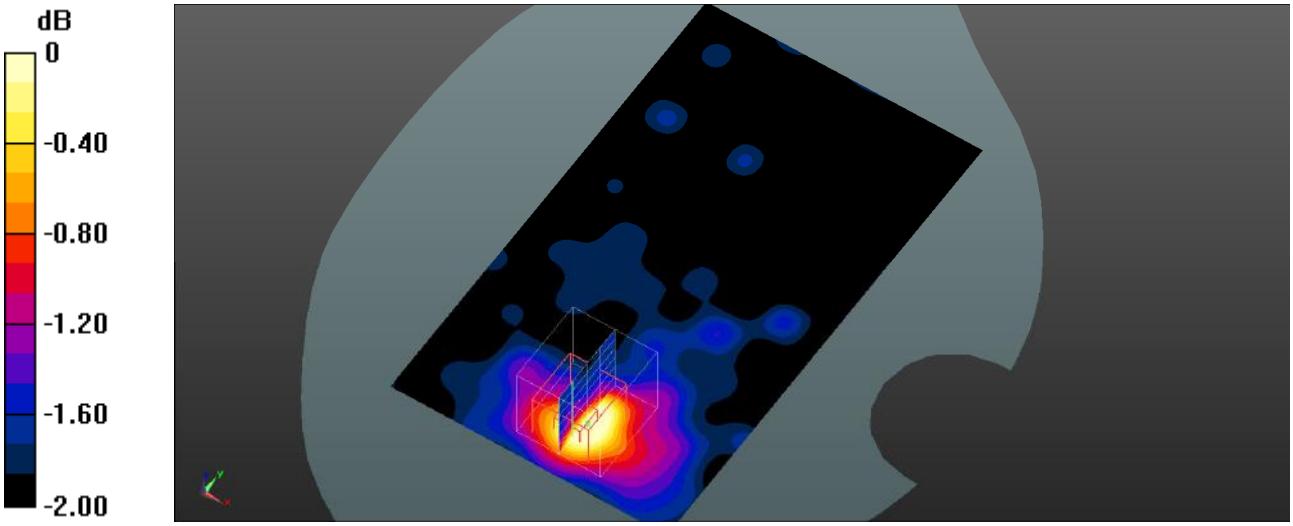

0 dB = 0.0419 W/kg = -13.78 dBW/kg

Plot 69#: LTE Band 4_1RB_Body Left_Mid

DUT: Mobile Phone; Type: ART 3 LITE; Serial: SZNS220524-22419E-SA-S1

Communication System: UID 0, Generic FDD-LTE (0); Frequency: 1732.5 MHz;Duty Cycle: 1:1
Medium parameters used (interpolated): f = 1732.5 MHz; σ = 1.368 S/m; ε_r = 39.893; ρ = 1000 kg/m^3
Phantom section: Flat Section

DASY5 Configuration:

- Probe: EX3DV4- SN3619; ConvF(7.33, 7.33, 7.33); Calibrated: 2021/08/25
- Sensor-Surface: 4mm (Mechanical Surface Detection)
- Electronics: DAE4 Sn1211; Calibrated: 2022/03/01
- Phantom: Twin SAM; Type: QD000P40CD; Serial: TP:1744
- Measurement SW: DASY52, Version 52.10 (4); SEMCAD X Version 14.6.14 (7501)

Body Left/LTE Band 4 1RB Mid/Area Scan (61x121x1): Interpolated grid: dx=1.500 mm, dy=1.500 mm
Maximum value of SAR (interpolated) = 0.0301 W/kg

Body Left/LTE Band 4 1RB Mid/Zoom Scan (5x5x7)/Cube 0: Measurement grid: dx=8mm, dy=8mm, dz=5mm
Reference Value = 4.590 V/m; Power Drift = -0.08 dB
Peak SAR (extrapolated) = 0.0830 W/kg
SAR(1 g) = 0.030 W/kg; SAR(10 g) = 0.028 W/kg
Maximum value of SAR (measured) = 0.0353 W/kg

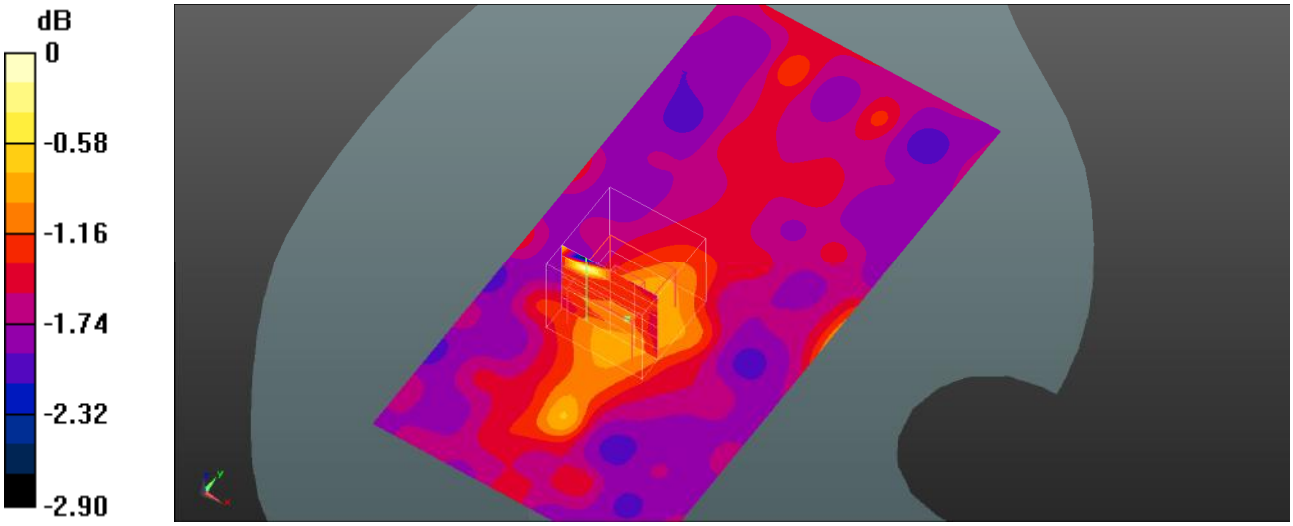

0 dB = 0.0353 W/kg = -14.52 dBW/kg

Plot 70#: LTE Band 4_50%RB_Body Left_Mid

DUT: Mobile Phone; Type: ART 3 LITE; Serial: SZNS220524-22419E-SA-S1

Communication System: UID 0, Generic FDD-LTE (0); Frequency: 1732.5 MHz;Duty Cycle: 1:1
Medium parameters used (interpolated): f = 1732.5 MHz; σ = 1.368 S/m; ε_r = 39.893; ρ = 1000 kg/m^3
Phantom section: Flat Section

DASY5 Configuration:

- Probe: EX3DV4- SN3619; ConvF(7.33, 7.33, 7.33); Calibrated: 2021/08/25
- Sensor-Surface: 4mm (Mechanical Surface Detection)
- Electronics: DAE4 Sn1211; Calibrated: 2022/03/01
- Phantom: Twin SAM; Type: QD000P40CD; Serial: TP:1744
- Measurement SW: DASY52, Version 52.10 (4); SEMCAD X Version 14.6.14 (7501)

Body Left/LTE Band 4 50%RB Mid/Area Scan (61x121x1): Interpolated grid: dx=1.500 mm, dy=1.500 mm
Maximum value of SAR (interpolated) = 0.0269 W/kg

Body Left/LTE Band 4 50%RB Mid/Zoom Scan (5x5x7)/Cube 0: Measurement grid: dx=8mm, dy=8mm, dz=5mm
Reference Value = 4.132 V/m; Power Drift = -0.02 dB
Peak SAR (extrapolated) = 0.0280 W/kg
SAR(1 g) = 0.026 W/kg; SAR(10 g) = 0.025 W/kg
Maximum value of SAR (measured) = 0.0268 W/kg

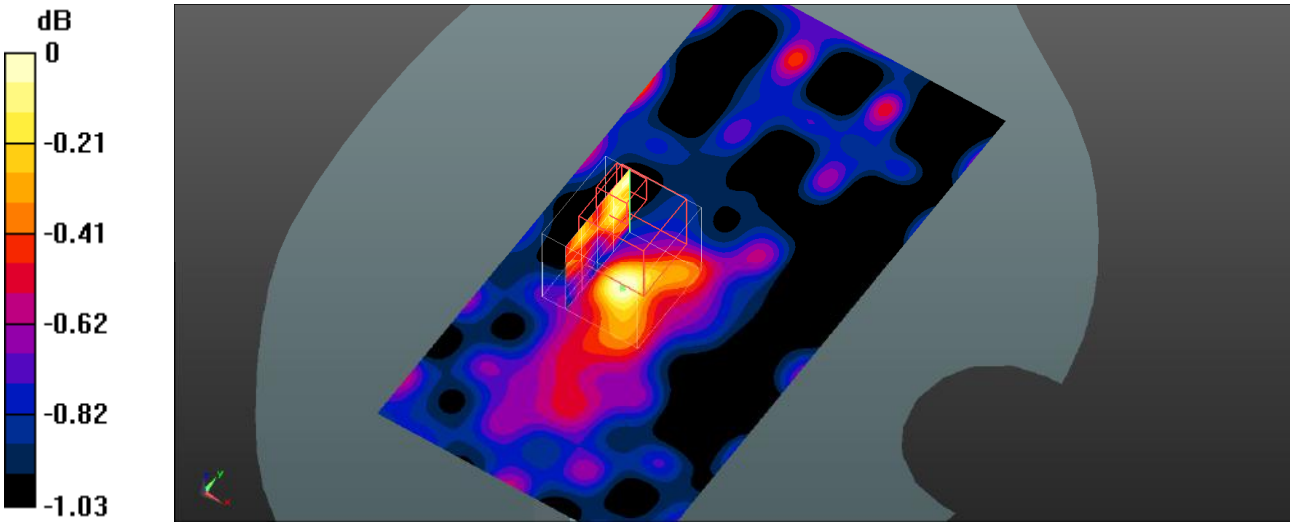

0 dB = 0.0268 W/kg = -15.72 dBW/kg

Plot 71#: LTE Band 4_1RB_Body Right_Mid

DUT: Mobile Phone; Type: ART 3 LITE; Serial: SZNS220524-22419E-SA-S1

Communication System: UID 0, Generic FDD-LTE (0); Frequency: 1732.5 MHz;Duty Cycle: 1:1
Medium parameters used (interpolated): f = 1732.5 MHz; σ = 1.334 S/m; ε_r = 41.961; ρ = 1000 kg/m^3
Phantom section: Flat Section

DASY5 Configuration:

- Probe: EX3DV4 - SN3619; ConvF(7.33, 7.33, 7.33) @ 1732.5 MHz;
- Sensor-Surface: 4mm (Mechanical Surface Detection)
- Electronics: DAE4 Sn1211; Calibrated: 2022-03-01
- Phantom: Twin SAM; Type: QD000P40CD; Serial: 1744
- Measurement SW: DASY52, Version 52.10 (4);

Body Right/LTE Band 4 1RB Mid/Area Scan (71x91x1): Interpolated grid: dx=1.500 mm, dy=1.500 mm
Maximum value of SAR (interpolated) = 0.0235 W/kg

Body Right/LTE Band 4 1RB Mid/Zoom Scan (5x5x7)/Cube 0: Measurement grid: dx=8mm, dy=8mm, dz=5mm
Reference Value = 3.772 V/m; Power Drift = 0.16 dB
Peak SAR (extrapolated) = 0.0260 W/kg
SAR(1 g) = 0.025 W/kg; SAR(10 g) = 0.024 W/kg
Maximum value of SAR (measured) = 0.0262 W/kg

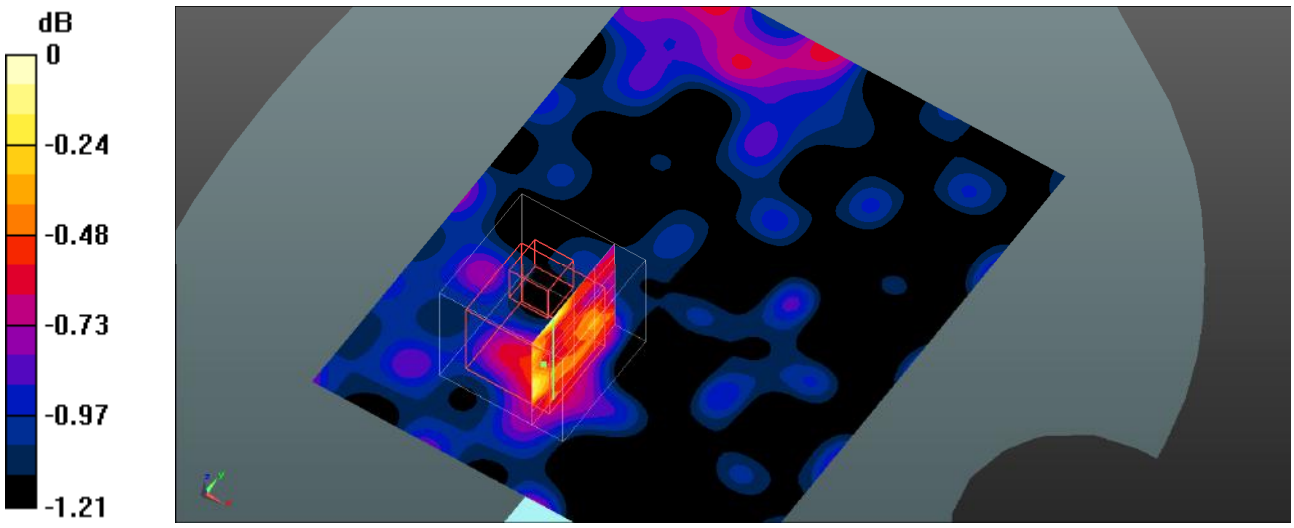

0 dB = 0.0262 W/kg = -15.82 dBW/kg

Plot 72#: LTE Band 4_50%RB_Body Right_Mid

DUT: Mobile Phone; Type: ART 3 LITE; Serial: SZNS220524-22419E-SA-S1

Communication System: UID 0, Generic FDD-LTE (0); Frequency: 1732.5 MHz;Duty Cycle: 1:1
Medium parameters used (interpolated): f = 1732.5 MHz; σ = 1.334 S/m; ε_r = 41.961; ρ = 1000 kg/m^3
Phantom section: Flat Section

DASY5 Configuration:

- Probe: EX3DV4 - SN3619; ConvF(7.33, 7.33, 7.33) @ 1732.5 MHz;
- Sensor-Surface: 4mm (Mechanical Surface Detection)
- Electronics: DAE4 Sn1211; Calibrated: 2022-03-01
- Phantom: Twin SAM; Type: QD000P40CD; Serial: 1744
- Measurement SW: DASY52, Version 52.10 (4);

Body Right/LTE Band 4 50%RB Mid/Area Scan (71x91x1): Interpolated grid: dx=1.500 mm, dy=1.500 mm
Maximum value of SAR (interpolated) = 0.0801 W/kg

Body Right/LTE Band 4 50%RB Mid/Zoom Scan (5x5x7)/Cube 0: Measurement grid: dx=8mm, dy=8mm, dz=5mm
Reference Value = 3.420 V/m; Power Drift = -0.10 dB
Peak SAR (extrapolated) = 0.0490 W/kg
SAR(1 g) = 0.019 W/kg; SAR(10 g) = 0.018 W/kg
Maximum value of SAR (measured) = 0.0194 W/kg

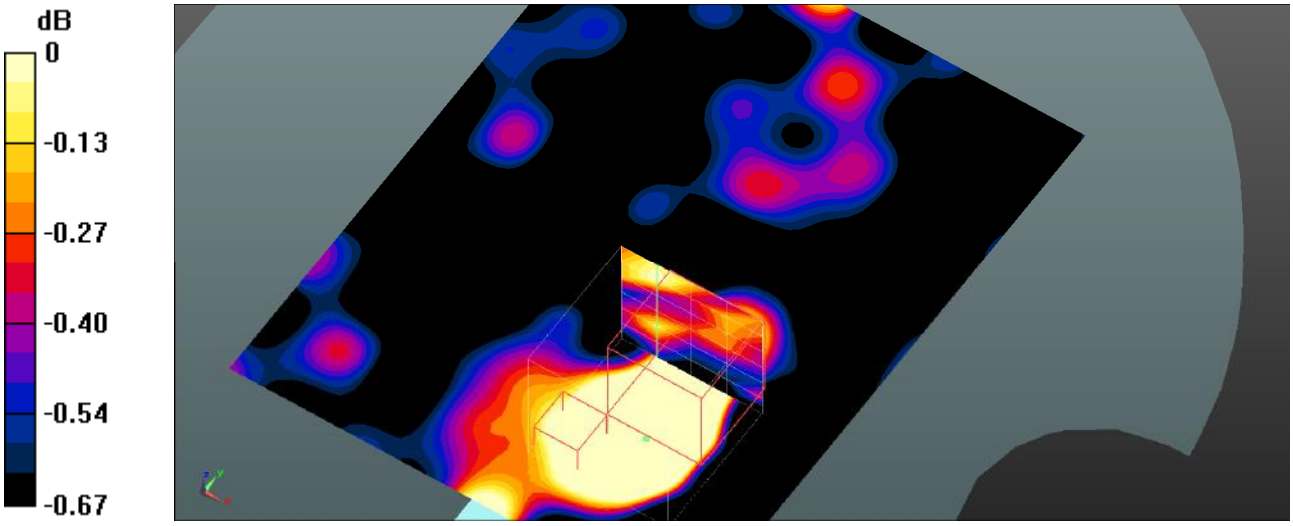

0 dB = 0.0194 W/kg = -17.12 dBW/kg

Plot 73#: LTE Band 4_1RB_Body Bottom_Mid

DUT: Mobile Phone; Type: ART 3 LITE; Serial: SZNS220524-22419E-SA-S1

Communication System: UID 0, Generic FDD-LTE (0); Frequency: 1732.5 MHz;Duty Cycle: 1:1
Medium parameters used (interpolated): f = 1732.5 MHz; σ = 1.368 S/m; ε_r = 39.893; ρ = 1000 kg/m^3
Phantom section: Flat Section

DASY5 Configuration:

- Probe: EX3DV4- SN3619; ConvF(7.33, 7.33, 7.33); Calibrated: 2021/08/25
- Sensor-Surface: 4mm (Mechanical Surface Detection)
- Electronics: DAE4 Sn1211; Calibrated: 2022/03/01
- Phantom: Twin SAM; Type: QD000P40CD; Serial: TP:1744
- Measurement SW: DASY52, Version 52.10 (4); SEMCAD X Version 14.6.14 (7501)

Body Bottom/LTE Band 4 1RB Mid/Area Scan (71x91x1): Interpolated grid: dx=1.500 mm, dy=1.500 mm
Maximum value of SAR (interpolated) = 0.0264 W/kg

Body Bottom/LTE Band 4 1RB Mid/Zoom Scan (5x5x7)/Cube 0: Measurement grid: dx=8mm, dy=8mm, dz=5mm
Reference Value = 3.839 V/m; Power Drift = -0.04 dB
Peak SAR (extrapolated) = 0.0280 W/kg
SAR(1 g) = 0.024 W/kg; SAR(10 g) = 0.020 W/kg
Maximum value of SAR (measured) = 0.0241 W/kg

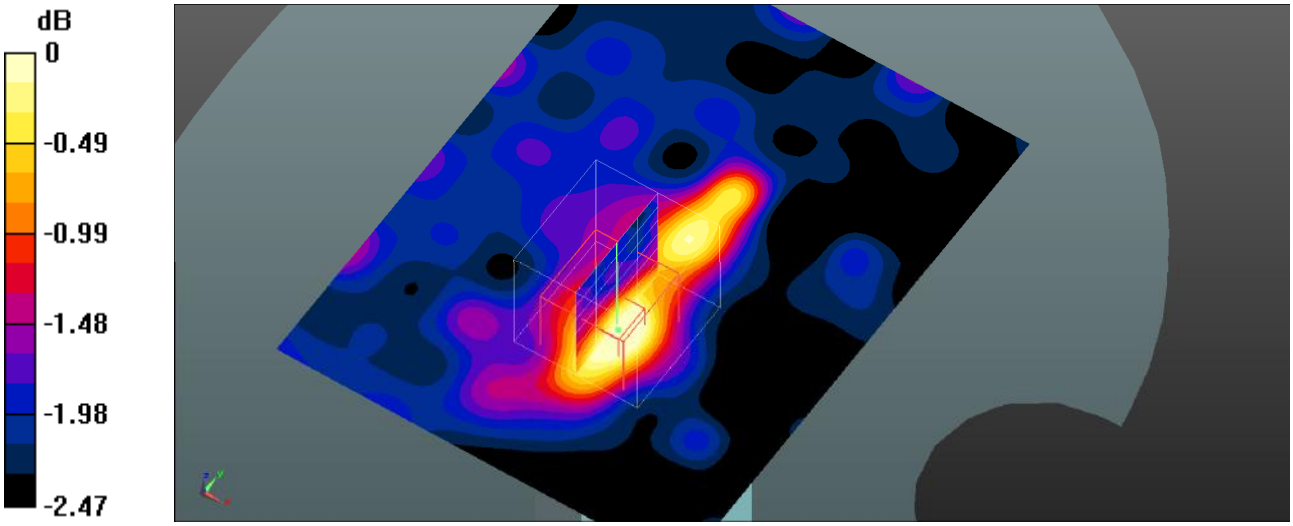

0 dB = 0.0241 W/kg = -16.18 dBW/kg

Plot 74#: LTE Band 4_50%RB_Body Bottom_Mid

DUT: Mobile Phone; Type: ART 3 LITE; Serial: SZNS220524-22419E-SA-S1

Communication System: UID 0, Generic FDD-LTE (0); Frequency: 1732.5 MHz;Duty Cycle: 1:1
Medium parameters used (interpolated): f = 1732.5 MHz; σ = 1.368 S/m; ε_r = 39.893; ρ = 1000 kg/m^3
Phantom section: Flat Section

DASY5 Configuration:

- Probe: EX3DV4- SN3619; ConvF(7.33, 7.33, 7.33); Calibrated: 2021/08/25
- Sensor-Surface: 4mm (Mechanical Surface Detection)
- Electronics: DAE4 Sn1211; Calibrated: 2022/03/01
- Phantom: Twin SAM; Type: QD000P40CD; Serial: TP:1744
- Measurement SW: DASY52, Version 52.10 (4); SEMCAD X Version 14.6.14 (7501)

Body Bottom/LTE Band 4 50%RB Mid/Area Scan (71x91x1): Interpolated grid: dx=1.500 mm, dy=1.500 mm
Maximum value of SAR (interpolated) = 0.0212 W/kg

Body Bottom/LTE Band 4 50%RB Mid/Zoom Scan (5x5x7)/Cube 0: Measurement grid: dx=8mm, dy=8mm, dz=5mm
Reference Value = 3.800 V/m; Power Drift = -0.16 dB
Peak SAR (extrapolated) = 0.0270 W/kg
SAR(1 g) = 0.023 W/kg; SAR(10 g) = 0.019 W/kg
Maximum value of SAR (measured) = 0.0228 W/kg

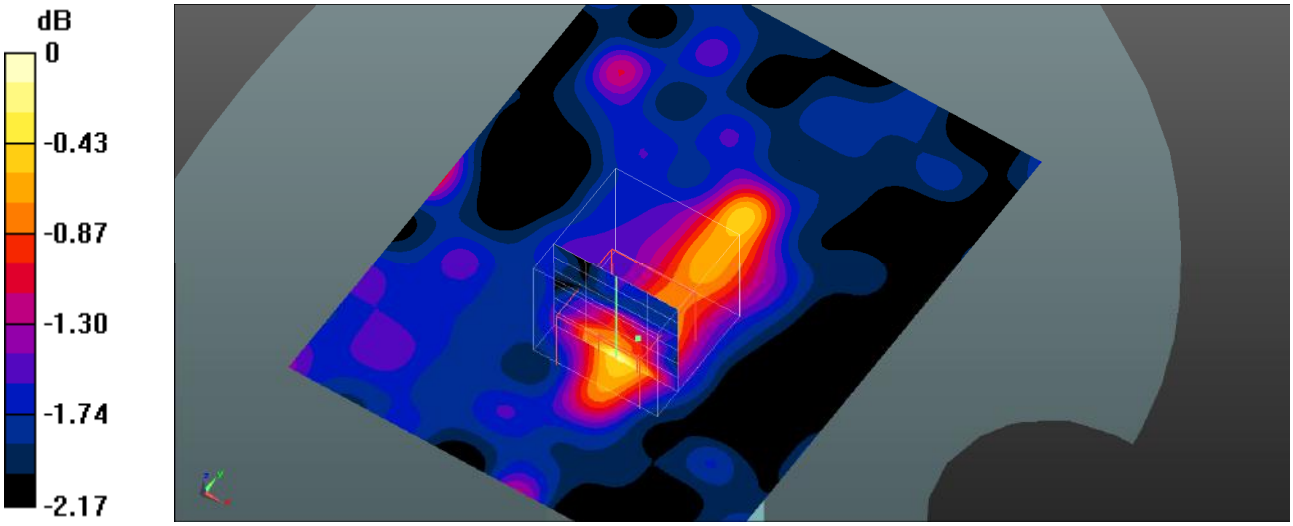

0 dB = 0.0228 W/kg = -16.42 dBW/kg

Plot 75#: LTE Band 7_1RB_Head Left Cheek_Mid

DUT: Mobile Phone; Type: ART 3 LITE; Serial: SZNS220524-22419E-SA-S1

Communication System: UID 0, Generic FDD-LTE (0); Frequency: 2535 MHz;Duty Cycle: 1:1
Medium parameters used (interpolated): f = 2535 MHz; σ = 1.899 S/m; ε_r = 38.391; ρ = 1000 kg/m^3
Phantom section: Left Section

DASY5 Configuration:

- Probe: EX3DV4- SN3619; ConvF(6.53, 6.53, 6.53); Calibrated: 2021/08/25
- Sensor-Surface: 4mm (Mechanical Surface Detection)
- Electronics: DAE4 Sn1211; Calibrated: 2022/03/01
- Phantom: Twin SAM; Type: QD000P40CD; Serial: TP:1744
- Measurement SW: DASY52, Version 52.10 (4); SEMCAD X Version 14.6.14 (7501)

Head Left Cheek/LTE Band 7 1RB Mid/Area Scan (101x111x1): Interpolated grid: dx=1.000 mm, dy=1.000 mm
Maximum value of SAR (interpolated) = 0.153 W/kg

Head Left Cheek/LTE Band 7 1RB Mid/Zoom Scan (7x7x7)/Cube 0: Measurement grid: dx=5mm, dy=5mm, dz=5mm
Reference Value = 3.696 V/m; Power Drift = -0.17 dB
Peak SAR (extrapolated) = 0.212 W/kg
SAR(1 g) = 0.137 W/kg; SAR(10 g) = 0.085 W/kg
Maximum value of SAR (measured) = 0.154 W/kg

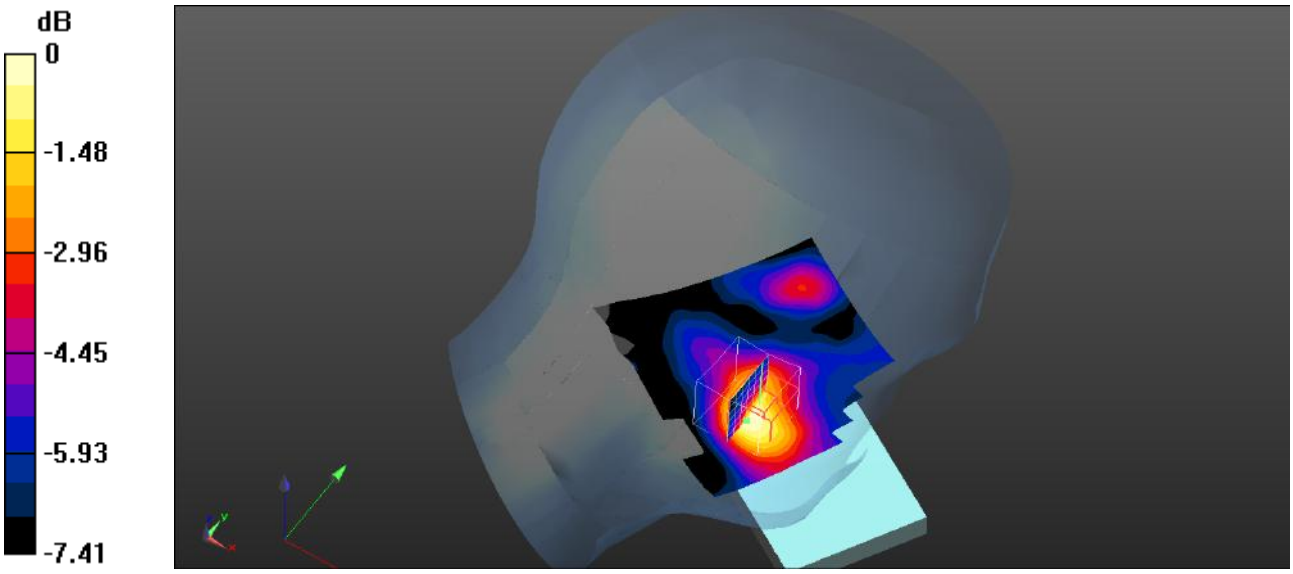

0 dB = 0.154 W/kg = -8.12 dBW/kg

Plot 76#: LTE Band 7_50%RB_Head Left Cheek_Mid

DUT: Mobile Phone; Type: ART 3 LITE; Serial: SZNS220524-22419E-SA-S1

Communication System: UID 0, Generic FDD-LTE (0); Frequency: 2535 MHz;Duty Cycle: 1:1
Medium parameters used (interpolated): f = 2535 MHz; σ = 1.899 S/m; ε_r = 38.391; ρ = 1000 kg/m^3
Phantom section: Left Section

DASY5 Configuration:

- Probe: EX3DV4- SN3619; ConvF(6.53, 6.53, 6.53); Calibrated: 2021/08/25
- Sensor-Surface: 4mm (Mechanical Surface Detection)
- Electronics: DAE4 Sn1211; Calibrated: 2022/03/01
- Phantom: Twin SAM; Type: QD000P40CD; Serial: TP:1744
- Measurement SW: DASY52, Version 52.10 (4); SEMCAD X Version 14.6.14 (7501)

Head Left Cheek/LTE Band 7 50%RB Mid/Area Scan (101x101x1): Interpolated grid: dx=1.000 mm, dy=1.000 mm
Maximum value of SAR (interpolated) = 0.109 W/kg

Head Left Cheek/LTE Band 7 50%RB Mid/Zoom Scan (7x7x7)/Cube 0: Measurement grid: dx=5mm, dy=5mm, dz=5mm
Reference Value = 3.415 V/m; Power Drift = 0.10 dB
Peak SAR (extrapolated) = 0.173 W/kg
SAR(1 g) = 0.103 W/kg; SAR(10 g) = 0.067 W/kg
Maximum value of SAR (measured) = 0.112 W/kg

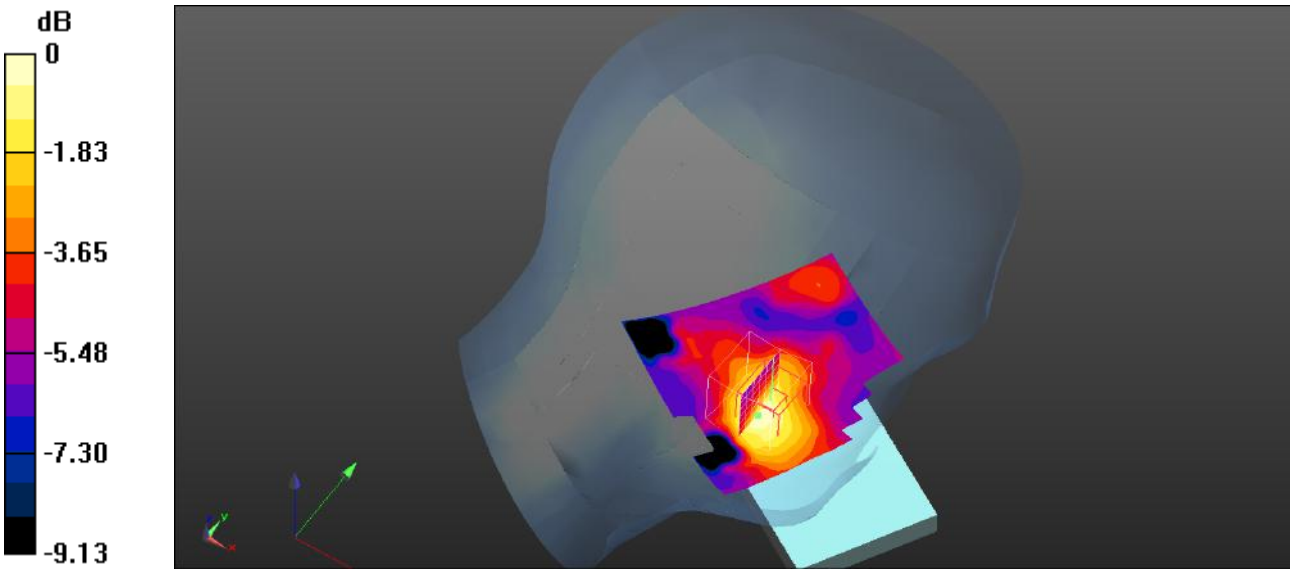

0 dB = 0.112 W/kg = -9.51 dBW/kg

Plot 77#: LTE Band 7_1RB_Head Left Tilt_Mid

DUT: Mobile Phone; Type: ART 3 LITE; Serial: SZNS220524-22419E-SA-S1

Communication System: UID 0, Generic FDD-LTE (0); Frequency: 2535 MHz;Duty Cycle: 1:1
Medium parameters used (interpolated): f = 2535 MHz; σ = 1.899 S/m; ε_r = 38.391; ρ = 1000 kg/m^3
Phantom section: Left Section

DASY5 Configuration:

- Probe: EX3DV4- SN3619; ConvF(6.53, 6.53, 6.53); Calibrated: 2021/08/25
- Sensor-Surface: 4mm (Mechanical Surface Detection)
- Electronics: DAE4 Sn1211; Calibrated: 2022/03/01
- Phantom: Twin SAM; Type: QD000P40CD; Serial: TP:1744
- Measurement SW: DASY52, Version 52.10 (4); SEMCAD X Version 14.6.14 (7501)

Head Left Tilt/LTE Band 7 1RB Mid/Area Scan (101x121x1): Interpolated grid: dx=1.000 mm, dy=1.000 mm
Maximum value of SAR (interpolated) = 0.0815 W/kg

Head Left Tilt/LTE Band 7 1RB Mid/Zoom Scan (7x7x7)/Cube 0: Measurement grid: dx=5mm, dy=5mm, dz=5mm
Reference Value = 4.965 V/m; Power Drift = 0.14 dB
Peak SAR (extrapolated) = 0.0940 W/kg
SAR(1 g) = 0.055 W/kg; SAR(10 g) = 0.042 W/kg
Maximum value of SAR (measured) = 0.0607 W/kg

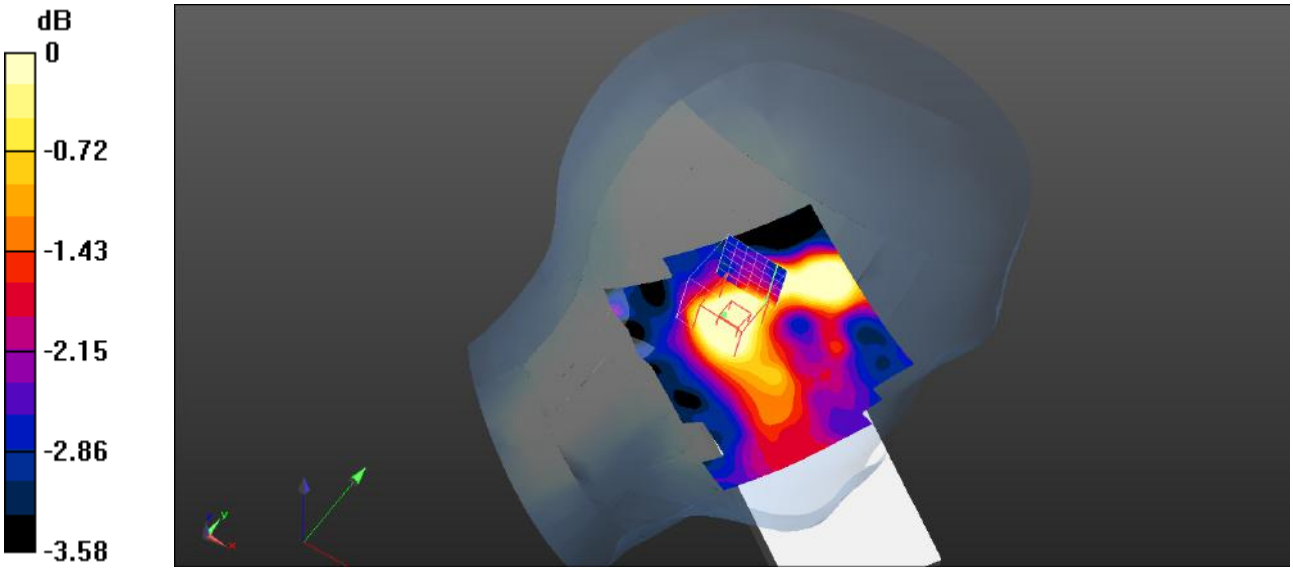

0 dB = 0.0607 W/kg = -12.17 dBW/kg

Plot 78#: LTE Band 7_50%RB_Head Left Tilt_Mid

DUT: Mobile Phone; Type: ART 3 LITE; Serial: SZNS220524-22419E-SA-S1

Communication System: UID 0, Generic FDD-LTE (0); Frequency: 2535 MHz;Duty Cycle: 1:1
Medium parameters used (interpolated): f = 2535 MHz; σ = 1.899 S/m; ε_r = 38.391; ρ = 1000 kg/m^3
Phantom section: Left Section

DASY5 Configuration:

- Probe: EX3DV4- SN3619; ConvF(6.53, 6.53, 6.53); Calibrated: 2021/08/25
- Sensor-Surface: 4mm (Mechanical Surface Detection)
- Electronics: DAE4 Sn1211; Calibrated: 2022/03/01
- Phantom: Twin SAM; Type: QD000P40CD; Serial: TP:1744
- Measurement SW: DASY52, Version 52.10 (4); SEMCAD X Version 14.6.14 (7501)

Head Left Tilt/LTE Band 7 50%RB Mid/Area Scan (101x101x1): Interpolated grid: dx=1.000 mm, dy=1.000 mm
Maximum value of SAR (interpolated) = 0.0657 W/kg

Head Left Tilt/LTE Band 7 50%RB Mid/Zoom Scan (7x7x7)/Cube 0: Measurement grid: dx=5mm, dy=5mm, dz=5mm
Reference Value = 4.641 V/m; Power Drift = 0.11 dB
Peak SAR (extrapolated) = 0.0800 W/kg
SAR(1 g) = 0.049 W/kg; SAR(10 g) = 0.040 W/kg
Maximum value of SAR (measured) = 0.0490 W/kg

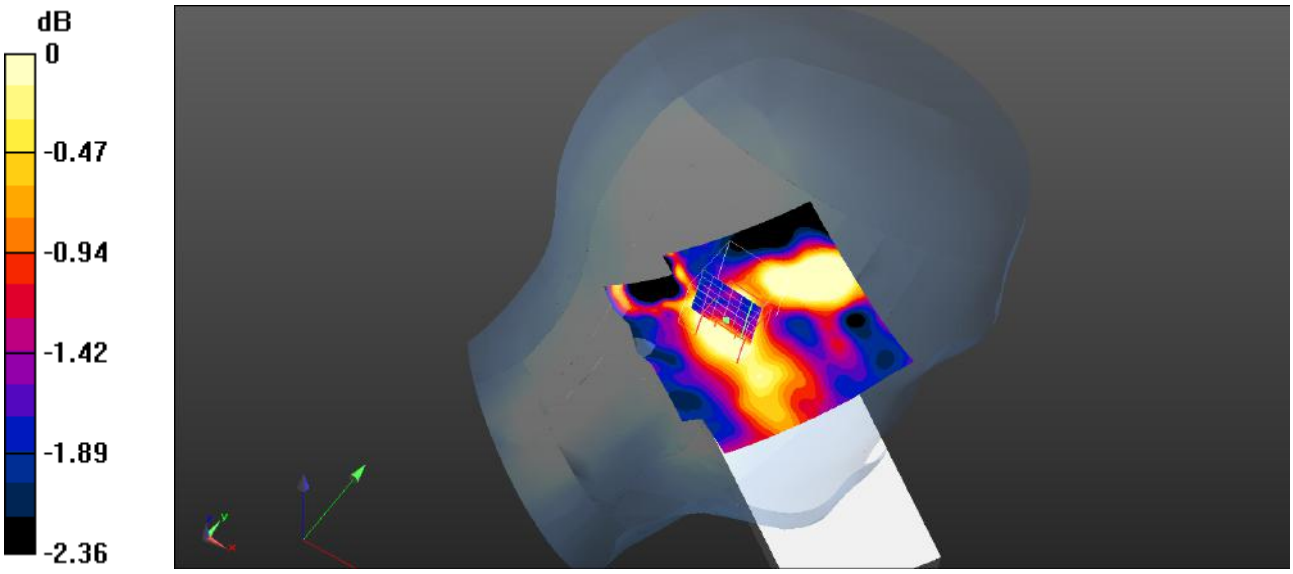

0 dB = 0.0490 W/kg = -13.10 dBW/kg

Plot 79#: LTE Band 7_1RB_Head Right Cheek_Mid

DUT: Mobile Phone; Type: ART 3 LITE; Serial: SZNS220524-22419E-SA-S1

Communication System: UID 0, Generic FDD-LTE (0); Frequency: 2535 MHz;Duty Cycle: 1:1

Medium parameters used (interpolated): f = 2535 MHz; σ = 1.899 S/m; ε_r = 38.391; ρ = 1000 kg/m^3

Phantom section: Right Section

DASY5 Configuration:

- Probe: EX3DV4- SN3619; ConvF(6.53, 6.53, 6.53); Calibrated: 2021/08/25
- Sensor-Surface: 4mm (Mechanical Surface Detection)
- Electronics: DAE4 Sn1211; Calibrated: 2022/03/01
- Phantom: Twin SAM; Type: QD000P40CD; Serial: TP:1744
- Measurement SW: DASY52, Version 52.10 (4); SEMCAD X Version 14.6.14 (7501)

Head Right Cheek/LTE Band 7 1RB Mid/Area Scan (101x101x1): Interpolated grid: dx=1.000 mm, dy=1.000 mm

Maximum value of SAR (interpolated) = 0.128 W/kg

Head Right Cheek/LTE Band 7 1RB Mid/Zoom Scan (7x7x7)/Cube 0: Measurement grid: dx=5mm, dy=5mm, dz=5mm

Reference Value = 5.566 V/m; Power Drift = -0.20 dB

Peak SAR (extrapolated) = 0.167 W/kg

SAR(1 g) = 0.101 W/kg; SAR(10 g) = 0.071 W/kg

Maximum value of SAR (measured) = 0.111 W/kg

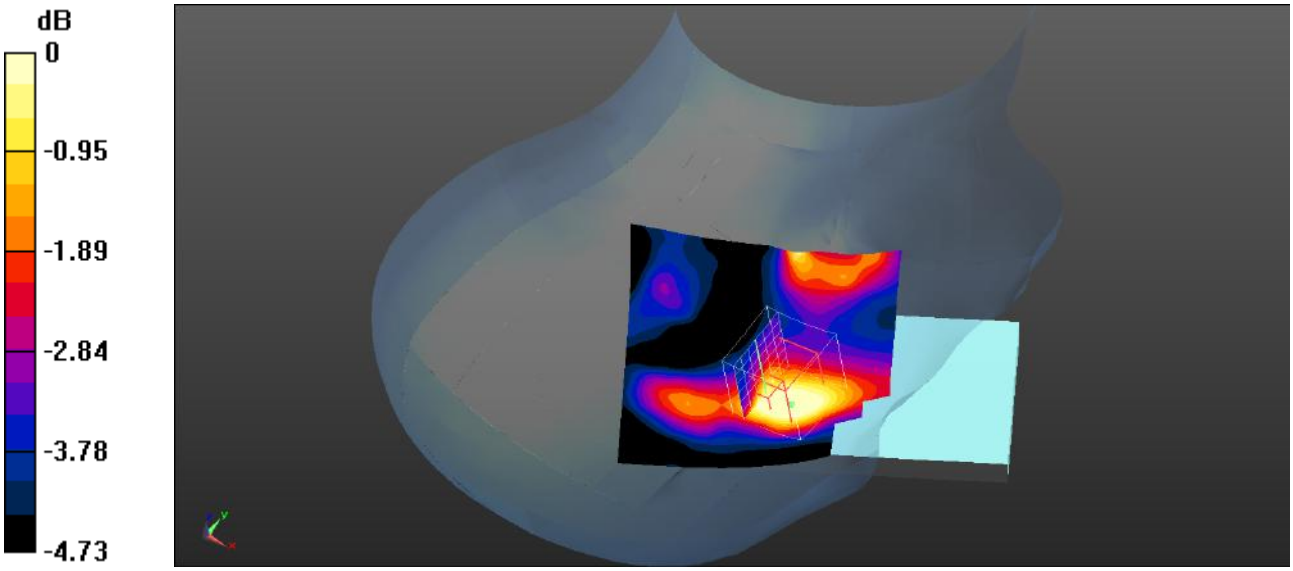

0 dB = 0.111 W/kg = -9.55 dBW/kg

Plot 80#: LTE Band 7_50%RB_Head Right Cheek_Mid

DUT: Mobile Phone; Type: ART 3 LITE; Serial: SZNS220524-22419E-SA-S1

Communication System: UID 0, Generic FDD-LTE (0); Frequency: 2535 MHz;Duty Cycle: 1:1
Medium parameters used (interpolated): f = 2535 MHz; σ = 1.899 S/m; ε_r = 38.391; ρ = 1000 kg/m^3
Phantom section: Right Section

DASY5 Configuration:

- Probe: EX3DV4- SN3619; ConvF(6.53, 6.53, 6.53); Calibrated: 2021/08/25
- Sensor-Surface: 4mm (Mechanical Surface Detection)
- Electronics: DAE4 Sn1211; Calibrated: 2022/03/01
- Phantom: Twin SAM; Type: QD000P40CD; Serial: TP:1744
- Measurement SW: DASY52, Version 52.10 (4); SEMCAD X Version 14.6.14 (7501)

Head Right Cheek/LTE Band 7 50%RB Mid/Area Scan (101x101x1): Interpolated grid: dx=1.000 mm, dy=1.000 mm
Maximum value of SAR (interpolated) = 0.102 W/kg

Head Right Cheek/LTE Band 7 50%RB Mid/Zoom Scan (7x7x7)/Cube 0: Measurement grid: dx=5mm, dy=5mm, dz=5mm
Reference Value = 4.550 V/m; Power Drift = -0.19 dB
Peak SAR (extrapolated) = 0.120 W/kg
SAR(1 g) = 0.073 W/kg; SAR(10 g) = 0.057 W/kg
Maximum value of SAR (measured) = 0.0769 W/kg

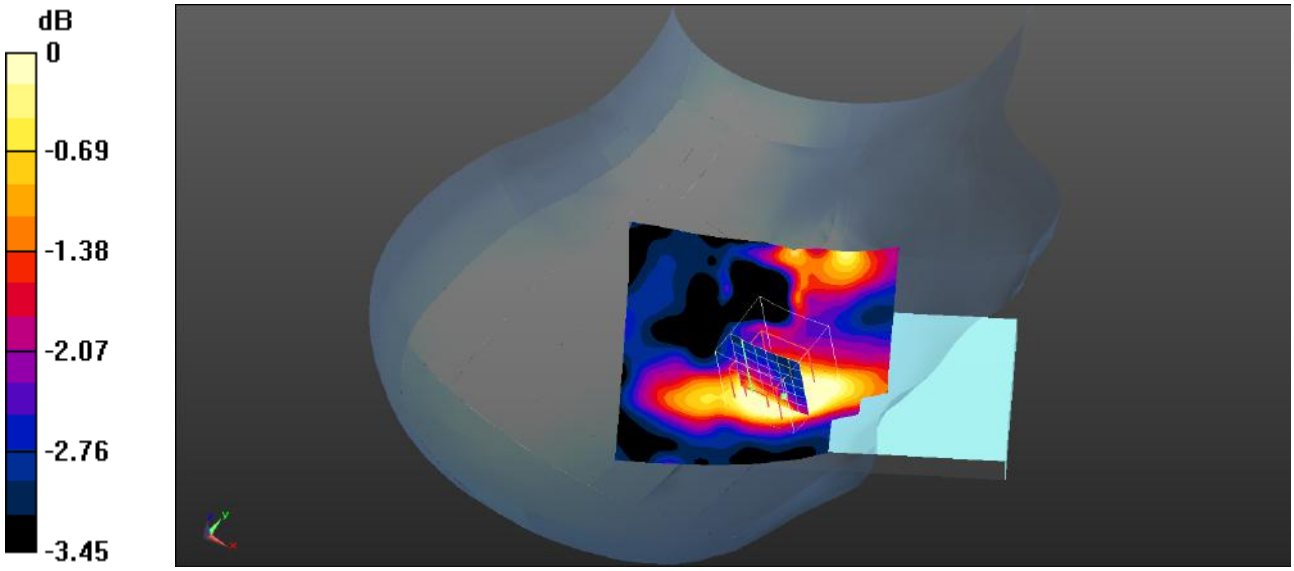

0 dB = 0.0769 W/kg = -11.14 dBW/kg

Plot 81#: LTE Band 7_1RB_Head Right Tilt_Mid

DUT: Mobile Phone; Type: ART 3 LITE; Serial: SZNS220524-22419E-SA-S1

Communication System: UID 0, Generic FDD-LTE (0); Frequency: 2535 MHz;Duty Cycle: 1:1
Medium parameters used (interpolated): f = 2535 MHz; σ = 1.899 S/m; ε_r = 38.391; ρ = 1000 kg/m^3
Phantom section: Right Section

DASY5 Configuration:

- Probe: EX3DV4- SN3619; ConvF(6.53, 6.53, 6.53); Calibrated: 2021/08/25
- Sensor-Surface: 4mm (Mechanical Surface Detection)
- Electronics: DAE4 Sn1211; Calibrated: 2022/03/01
- Phantom: Twin SAM; Type: QD000P40CD; Serial: TP:1744
- Measurement SW: DASY52, Version 52.10 (4); SEMCAD X Version 14.6.14 (7501)

Head Right Tilt/LTE Band 7 1RB Mid/Area Scan (101x111x1): Interpolated grid: dx=1.000 mm, dy=1.000 mm
Maximum value of SAR (interpolated) = 0.123 W/kg

Head Right Tilt/LTE Band 7 1RB Mid/Zoom Scan (7x7x7)/Cube 0: Measurement grid: dx=5mm, dy=5mm, dz=5mm
Reference Value = 5.924 V/m; Power Drift = 0.15 dB
Peak SAR (extrapolated) = 0.130 W/kg
SAR(1 g) = 0.075 W/kg; SAR(10 g) = 0.050 W/kg
Maximum value of SAR (measured) = 0.0788 W/kg

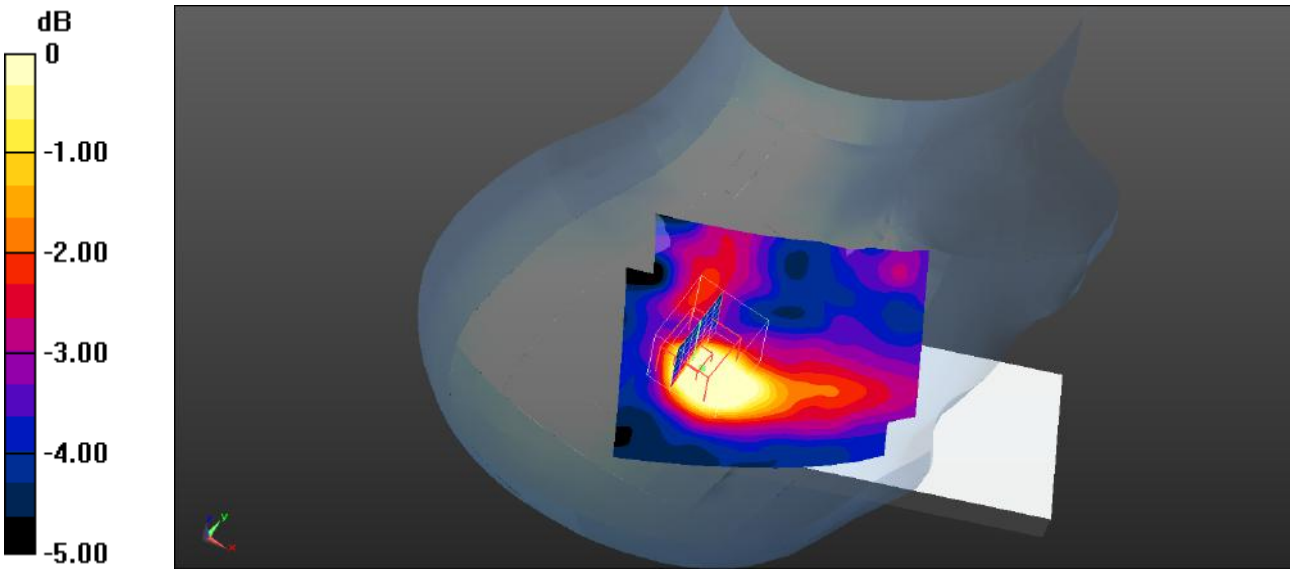

0 dB = 0.0788 W/kg = -11.03 dBW/kg

Plot 82#: LTE Band 7_50%RB_Head Right Tilt_Mid

DUT: Mobile Phone; Type: ART 3 LITE; Serial: SZNS220524-22419E-SA-S1

Communication System: UID 0, Generic FDD-LTE (0); Frequency: 2535 MHz;Duty Cycle: 1:1
Medium parameters used (interpolated): f = 2535 MHz; σ = 1.899 S/m; ε_r = 38.391; ρ = 1000 kg/m^3
Phantom section: Right Section

DASY5 Configuration:

- Probe: EX3DV4- SN3619; ConvF(6.53, 6.53, 6.53); Calibrated: 2021/08/25
- Sensor-Surface: 4mm (Mechanical Surface Detection)
- Electronics: DAE4 Sn1211; Calibrated: 2022/03/01
- Phantom: Twin SAM; Type: QD000P40CD; Serial: TP:1744
- Measurement SW: DASY52, Version 52.10 (4); SEMCAD X Version 14.6.14 (7501)

Head Right Tilt/LTE Band 7 50%RB Mid/Area Scan (101x101x1): Interpolated grid: dx=1.000 mm, dy=1.000 mm
Maximum value of SAR (interpolated) = 0.0996 W/kg

Head Right Tilt/LTE Band 7 50%RB Mid/Zoom Scan (7x7x7)/Cube 0: Measurement grid: dx=5mm, dy=5mm, dz=5mm
Reference Value = 5.373 V/m; Power Drift = 0.17 dB
Peak SAR (extrapolated) = 0.0920 W/kg
SAR(1 g) = 0.060 W/kg; SAR(10 g) = 0.044 W/kg
Maximum value of SAR (measured) = 0.102 W/kg

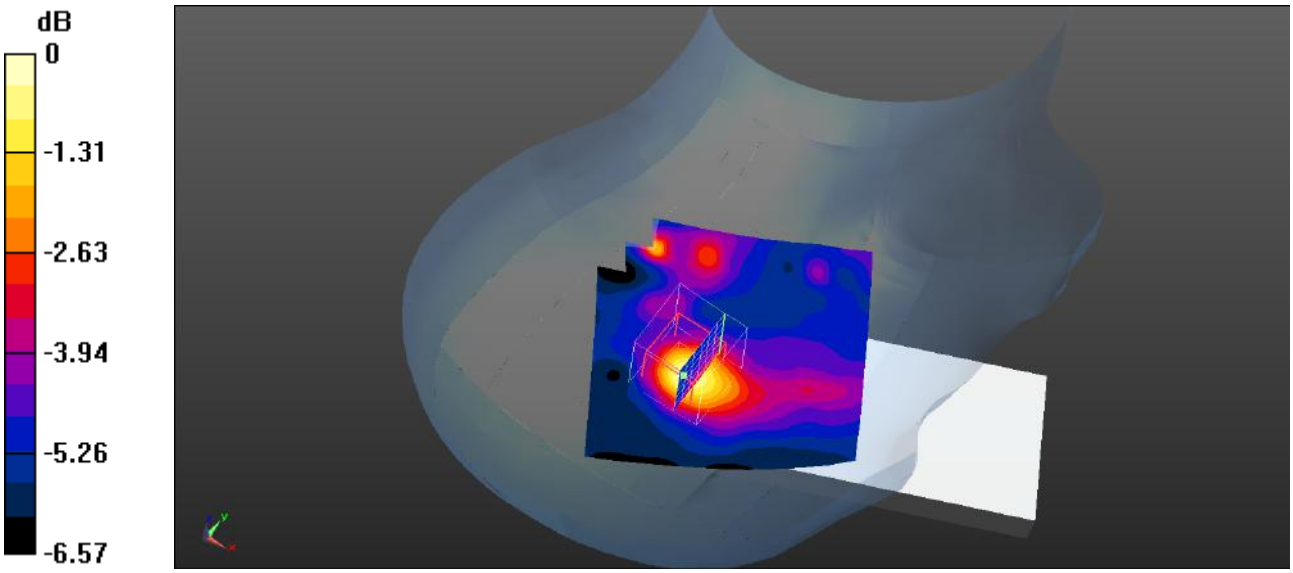

0 dB = 0.102 W/kg = -9.91 dBW/kg

Plot 83#: LTE Band 7_1RB_Body Front_Mid

DUT: Mobile Phone; Type: ART 3 LITE; Serial: SZNS220524-22419E-SA-S1

Communication System: UID 0, Generic FDD-LTE (0); Frequency: 2535 MHz;Duty Cycle: 1:1
Medium parameters used (interpolated): f = 2535 MHz; σ = 1.899 S/m; ε_r = 38.391; ρ = 1000 kg/m^3
Phantom section: Flat Section

DASY5 Configuration:

- Probe: EX3DV4- SN3619; ConvF(6.53, 6.53, 6.53); Calibrated: 2021/08/25
- Sensor-Surface: 4mm (Mechanical Surface Detection)
- Electronics: DAE4 Sn1211; Calibrated: 2022/03/01
- Phantom: Twin SAM; Type: QD000P40CD; Serial: TP:1744
- Measurement SW: DASY52, Version 52.10 (4); SEMCAD X Version 14.6.14 (7501)

Body Front/LTE Band 7 1RB Mid/Area Scan (101x171x1): Interpolated grid: dx=1.000 mm, dy=1.000 mm
Maximum value of SAR (interpolated) = 0.171 W/kg

Body Front/LTE Band 7 1RB Mid/Zoom Scan (7x7x7)/Cube 0: Measurement grid: dx=5mm, dy=5mm, dz=5mm
Reference Value = 4.729 V/m; Power Drift = -0.13 dB
Peak SAR (extrapolated) = 0.273 W/kg
SAR(1 g) = 0.164 W/kg; SAR(10 g) = 0.105 W/kg
Maximum value of SAR (measured) = 0.175 W/kg

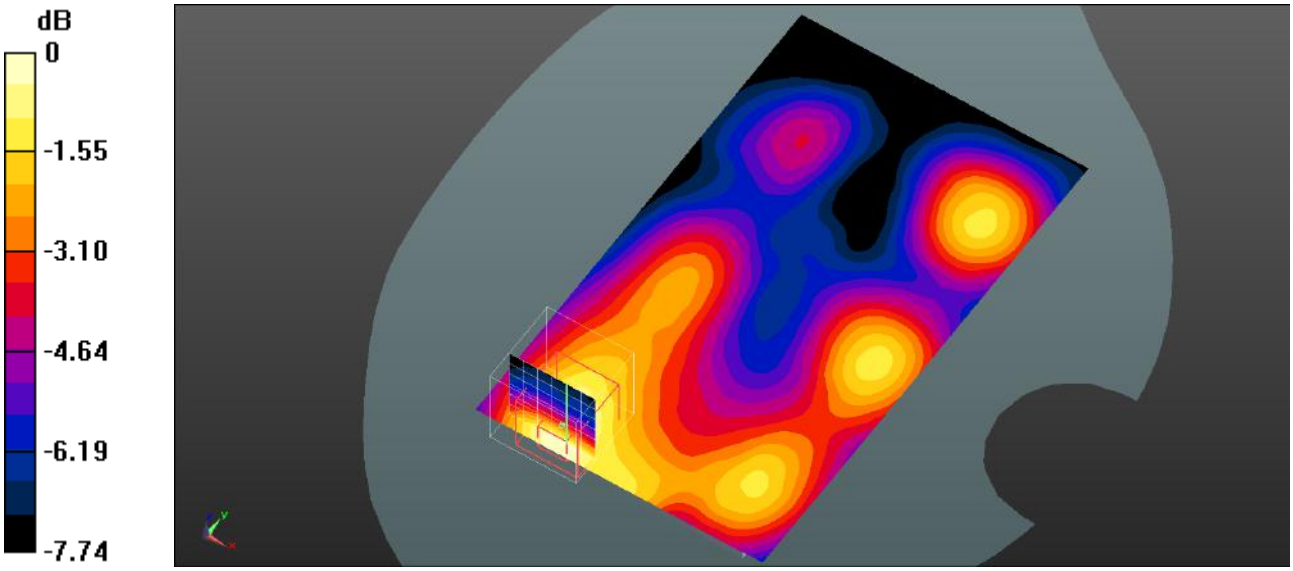

0 dB = 0.175 W/kg = -7.57 dBW/kg

Plot 84#: LTE Band 7_50%RB_Body Front_Mid

DUT: Mobile Phone; Type: ART 3 LITE; Serial: SZNS220524-22419E-SA-S1

Communication System: UID 0, Generic FDD-LTE (0); Frequency: 2535 MHz;Duty Cycle: 1:1

Medium parameters used (interpolated): f = 2535 MHz;σ = 1.899 S/m; εr = 38.391; ρ = 1000 kg/m^3

Phantom section: Flat Section

DASY5 Configuration:

- Probe: EX3DV4- SN3619; ConvF(6.53, 6.53, 6.53); Calibrated: 2021/08/25
- Sensor-Surface: 4mm (Mechanical Surface Detection)
- Electronics: DAE4 Sn1211; Calibrated: 2022/03/01
- Phantom: Twin SAM; Type: QD000P40CD; Serial: TP:1744
- Measurement SW: DASY52, Version 52.10 (4); SEMCAD X Version 14.6.14 (7501)

Body Front/LTE Band 7 50%RB Mid/Area Scan (101x171x1): Interpolated grid: dx=1.000 mm, dy=1.000 mm

Maximum value of SAR (interpolated) = 0.142 W/kg

Body Front/LTE Band 7 50%RB Mid/Zoom Scan (7x7x7)/Cube 0: Measurement grid: dx=5mm, dy=5mm, dz=5mm

Reference Value = 4.255 V/m; Power Drift = -0.19 dB

Peak SAR (extrapolated) = 0.205 W/kg

SAR(1 g) = 0.130 W/kg; SAR(10 g) = 0.085 W/kg

Maximum value of SAR (measured) = 0.138 W/kg

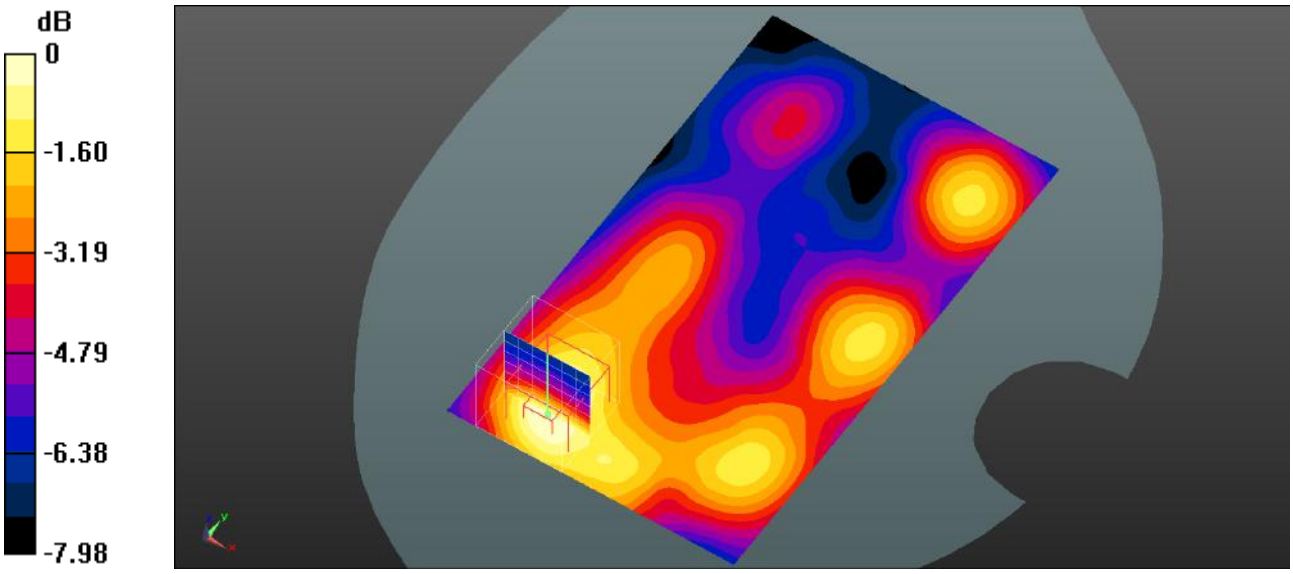

0 dB = 0.138 W/kg = -8.60 dBW/kg

Plot 85#: LTE Band 7_1RB_Body Back_Mid

DUT: Mobile Phone; Type: ART 3 LITE; Serial: SZNS220524-22419E-SA-S1

Communication System: UID 0, Generic FDD-LTE (0); Frequency: 2535 MHz;Duty Cycle: 1:1
Medium parameters used (interpolated): f = 2535 MHz;σ = 1.899 S/m; εr = 38.391; ρ = 1000 kg/m^3
Phantom section: Flat Section

DASY5 Configuration:

- Probe: EX3DV4- SN3619; ConvF(6.53, 6.53, 6.53); Calibrated: 2021/08/25
- Sensor-Surface: 4mm (Mechanical Surface Detection)
- Electronics: DAE4 Sn1211; Calibrated: 2022/03/01
- Phantom: Twin SAM; Type: QD000P40CD; Serial: TP:1744
- Measurement SW: DASY52, Version 52.10 (4); SEMCAD X Version 14.6.14 (7501)

Body Back/LTE Band 7 1RB Mid/Area Scan (101x171x1): Interpolated grid: dx=1.000 mm, dy=1.000 mm
Maximum value of SAR (interpolated) = 0.408 W/kg

Body Back/LTE Band 7 1RB Mid/Zoom Scan (7x7x7)/Cube 0: Measurement grid: dx=5mm, dy=5mm, dz=5mm
Reference Value = 5.887 V/m; Power Drift = -0.11 dB
Peak SAR (extrapolated) = 0.733 W/kg
SAR(1 g) = 0.377 W/kg; SAR(10 g) = 0.206 W/kg
Maximum value of SAR (measured) = 0.419 W/kg

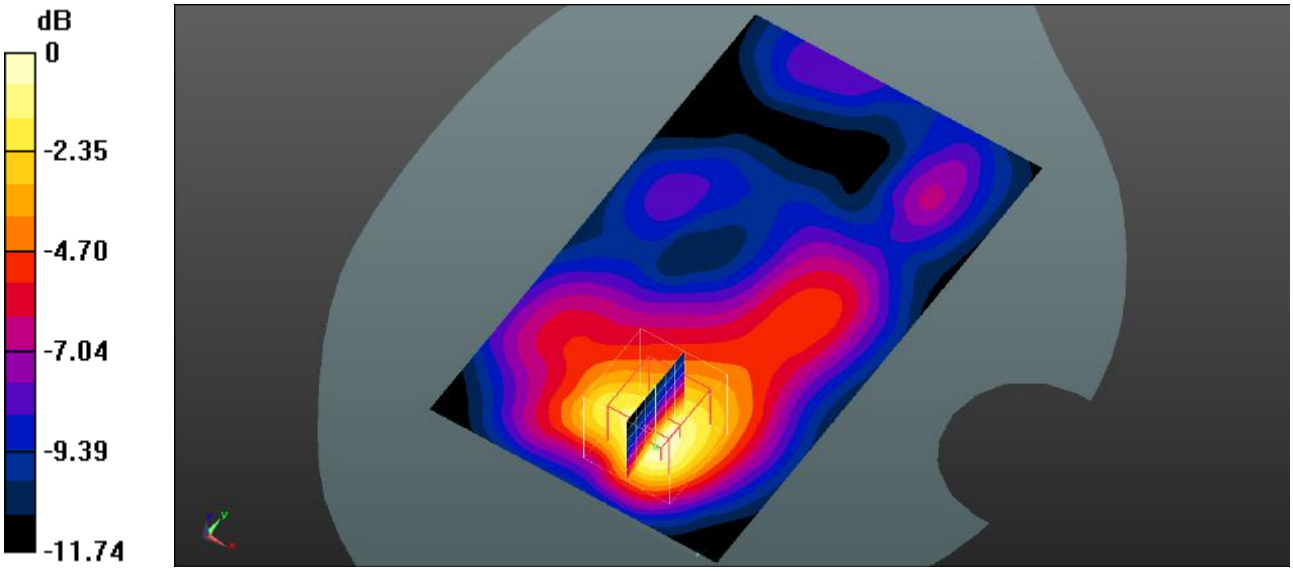

0 dB = 0.419 W/kg = -3.78 dBW/kg

Plot 86#: LTE Band 7_50%RB_Body Back_Mid

DUT: Mobile Phone; Type: ART 3 LITE; Serial: SZNS220524-22419E-SA-S1

Communication System: UID 0, Generic FDD-LTE (0); Frequency: 2535 MHz;Duty Cycle: 1:1
Medium parameters used (interpolated): f = 2535 MHz;σ = 1.899 S/m; εr = 38.391; ρ = 1000 kg/m^3
Phantom section: Flat Section

DASY5 Configuration:

- Probe: EX3DV4- SN3619; ConvF(6.53, 6.53, 6.53); Calibrated: 2021/08/25
- Sensor-Surface: 4mm (Mechanical Surface Detection)
- Electronics: DAE4 Sn1211; Calibrated: 2022/03/01
- Phantom: Twin SAM; Type: QD000P40CD; Serial: TP:1744
- Measurement SW: DASY52, Version 52.10 (4); SEMCAD X Version 14.6.14 (7501)

Body Back/LTE Band 7 50%RB Mid/Area Scan (101x171x1): Interpolated grid: dx=1.000 mm, dy=1.000 mm
Maximum value of SAR (interpolated) = 0.316 W/kg

Body Back/LTE Band 7 50%RB Mid/Zoom Scan (7x7x7)/Cube 0: Measurement grid: dx=5mm, dy=5mm, dz=5mm
Reference Value = 5.280 V/m; Power Drift = -0.18 dB
Peak SAR (extrapolated) = 0.548 W/kg
SAR(1 g) = 0.286 W/kg; SAR(10 g) = 0.157 W/kg
Maximum value of SAR (measured) = 0.315 W/kg

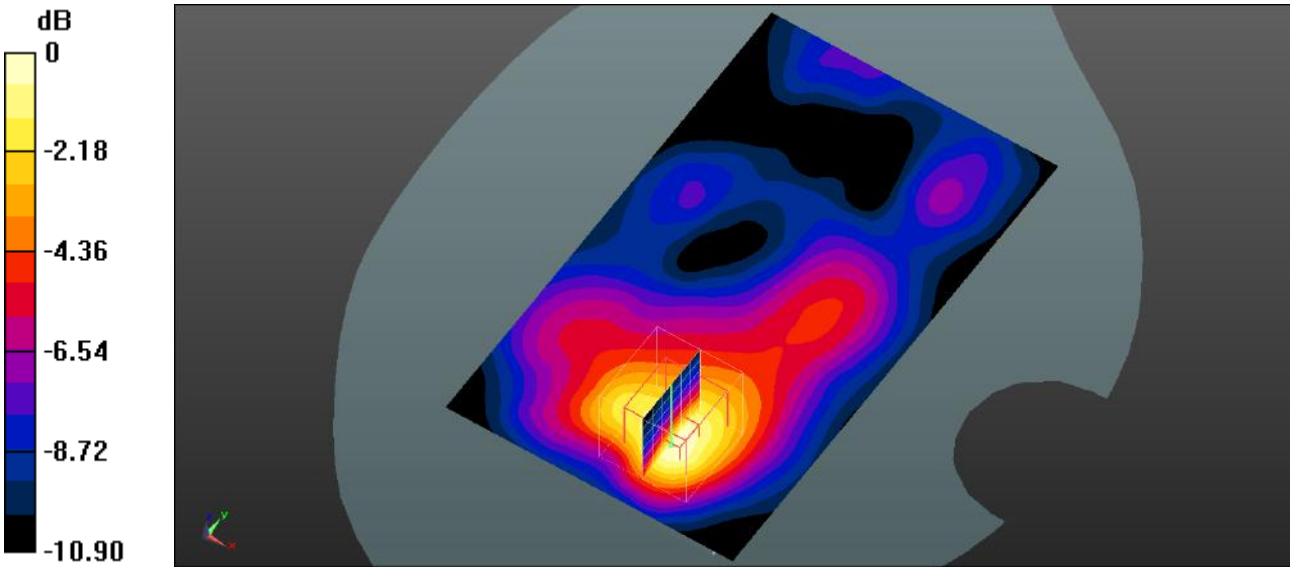

0 dB = 0.315 W/kg = -5.02 dBW/kg

Plot 87#: LTE Band 7_1RB_Body Left_Mid

DUT: Mobile Phone; Type: ART 3 LITE; Serial: SZNS220524-22419E-SA-S1

Communication System: UID 0, Generic FDD-LTE (0); Frequency: 2535 MHz;Duty Cycle: 1:1

Medium parameters used (interpolated): f = 2535 MHz;σ = 1.899 S/m; εr = 38.391; ρ = 1000 kg/m^3

Phantom section: Flat Section

DASY5 Configuration:

- Probe: EX3DV4- SN3619; ConvF(6.53, 6.53, 6.53); Calibrated: 2021/08/25
- Sensor-Surface: 4mm (Mechanical Surface Detection)
- Electronics: DAE4 Sn1211; Calibrated: 2022/03/01
- Phantom: Twin SAM; Type: QD000P40CD; Serial: TP:1744
- Measurement SW: DASY52, Version 52.10 (4); SEMCAD X Version 14.6.14 (7501)

Body Left/LTE Band 7 1RB Mid/Area Scan (101x121x1): Interpolated grid: dx=1.000 mm, dy=1.000 mm

Maximum value of SAR (interpolated) = 0.154 W/kg

Body Left/LTE Band 7 1RB Mid/Zoom Scan (7x7x7)/Cube 0: Measurement grid: dx=5mm, dy=5mm, dz=5mm

Reference Value = 6.222 V/m; Power Drift = 0.05 dB

Peak SAR (extrapolated) = 0.219 W/kg

SAR(1 g) = 0.145 W/kg; SAR(10 g) = 0.100 W/kg

Maximum value of SAR (measured) = 0.152 W/kg

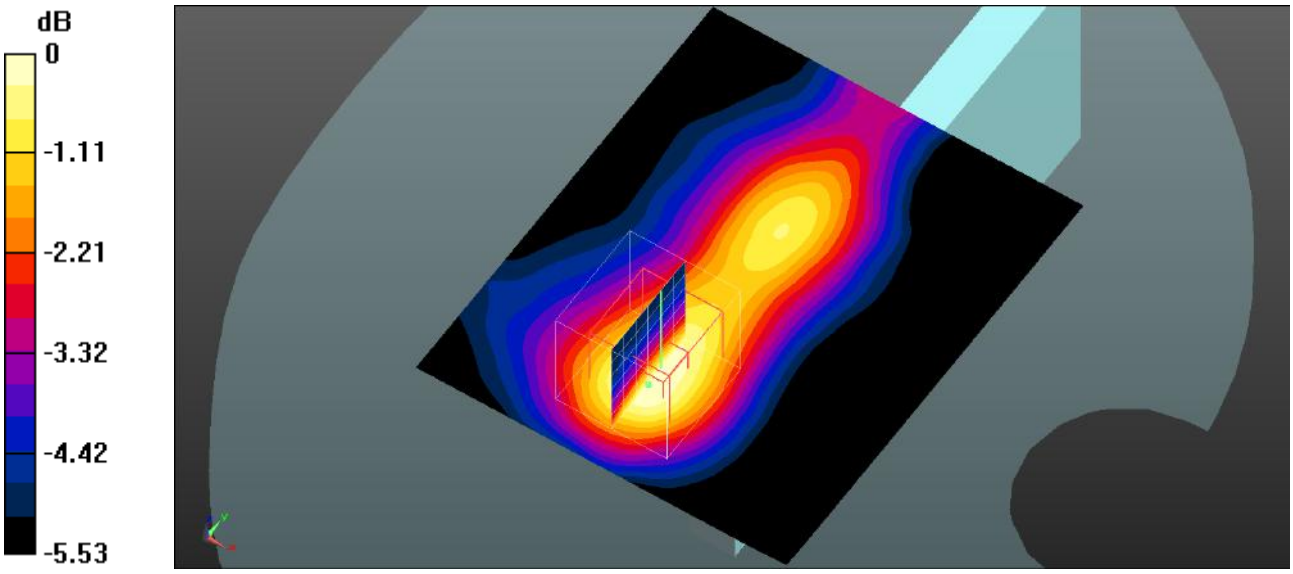

0 dB = 0.152 W/kg = -8.18 dBW/kg

Plot 88#: LTE Band 7_50%RB_Body Left_Mid

DUT: Mobile Phone; Type: ART 3 LITE; Serial: SZNS220524-22419E-SA-S1

Communication System: UID 0, Generic FDD-LTE (0); Frequency: 2535 MHz;Duty Cycle: 1:1
Medium parameters used (interpolated): f = 2535 MHz;σ = 1.899 S/m; εr = 38.391; ρ = 1000 kg/m^3
Phantom section: Flat Section

DASY5 Configuration:

- Probe: EX3DV4- SN3619; ConvF(6.53, 6.53, 6.53); Calibrated: 2021/08/25
- Sensor-Surface: 4mm (Mechanical Surface Detection)
- Electronics: DAE4 Sn1211; Calibrated: 2022/03/01
- Phantom: Twin SAM; Type: QD000P40CD; Serial: TP:1744
- Measurement SW: DASY52, Version 52.10 (4); SEMCAD X Version 14.6.14 (7501)

Body Left/LTE Band 7 50%RB Mid/Area Scan (101x121x1): Interpolated grid: dx=1.000 mm, dy=1.000 mm
Maximum value of SAR (interpolated) = 0.126 W/kg

Body Left/LTE Band 7 50%RB Mid/Zoom Scan (7x7x7)/Cube 0: Measurement grid: dx=5mm, dy=5mm, dz=5mm
Reference Value = 7.551 V/m; Power Drift = 0.18 dB
Peak SAR (extrapolated) = 0.169 W/kg
SAR(1 g) = 0.118 W/kg; SAR(10 g) = 0.086 W/kg
Maximum value of SAR (measured) = 0.123 W/kg

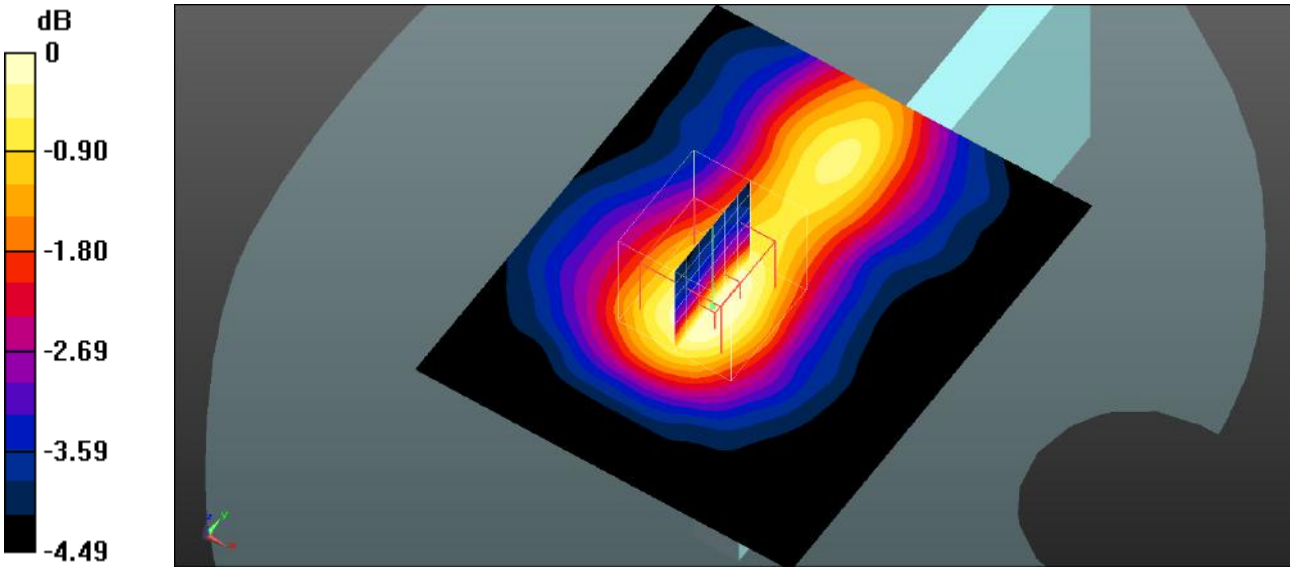

0 dB = 0.123 W/kg = -9.10 dBW/kg

Plot 89#: LTE Band 7_1RB_Body Right_Mid

DUT: Mobile Phone; Type: ART 3 LITE; Serial: SZNS220524-22419E-SA-S1

Communication System: UID 0, Generic FDD-LTE (0); Frequency: 2535 MHz;Duty Cycle: 1:1
Medium parameters used (interpolated): f = 2535 MHz;σ = 1.899 S/m; εr = 38.391; ρ = 1000 kg/m^3
Phantom section: Flat Section

DASY5 Configuration:

- Probe: EX3DV4- SN3619; ConvF(6.53, 6.53, 6.53); Calibrated: 2021/08/25
- Sensor-Surface: 4mm (Mechanical Surface Detection)
- Electronics: DAE4 Sn1211; Calibrated: 2022/03/01
- Phantom: Twin SAM; Type: QD000P40CD; Serial: TP:1744
- Measurement SW: DASY52, Version 52.10 (4); SEMCAD X Version 14.6.14 (7501)

Body Right/LTE Band 7 1RB Mid/Area Scan (101x121x1): Interpolated grid: dx=1.000 mm, dy=1.000 mm
Maximum value of SAR (interpolated) = 0.154 W/kg

Body Right/LTE Band 7 1RB Mid/Zoom Scan (7x7x7)/Cube 0: Measurement grid: dx=5mm, dy=5mm, dz=5mm
Reference Value = 8.039 V/m; Power Drift = -0.15 dB
Peak SAR (extrapolated) = 1.18 W/kg
SAR(1 g) = 0.200 W/kg; SAR(10 g) = 0.041 W/kg
Maximum value of SAR (measured) = 1.17 W/kg

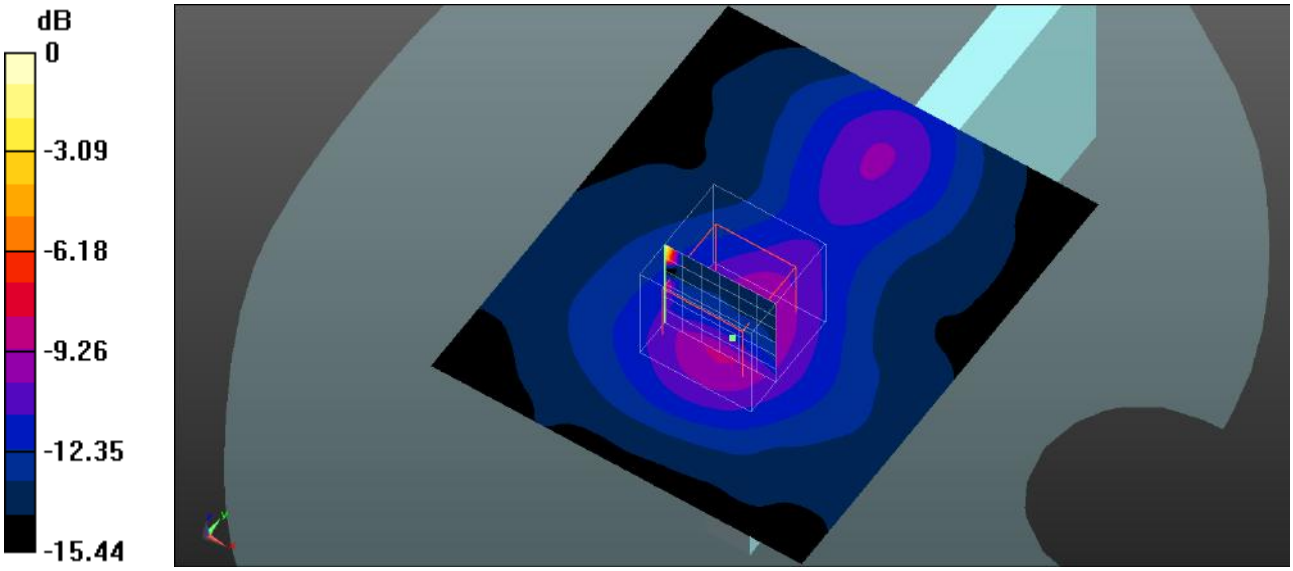

0 dB = 1.17 W/kg = 0.68 dBW/kg

Plot 90#: LTE Band 7_50%RB_Body Right_Mid

DUT: Mobile Phone; Type: ART 3 LITE; Serial: SZNS220524-22419E-SA-S1

Communication System: UID 0, Generic FDD-LTE (0); Frequency: 2535 MHz;Duty Cycle: 1:1
Medium parameters used (interpolated): f = 2535 MHz;σ = 1.899 S/m; εr = 38.391; ρ = 1000 kg/m^3
Phantom section: Flat Section

DASY5 Configuration:

- Probe: EX3DV4- SN3619; ConvF(6.53, 6.53, 6.53); Calibrated: 2021/08/25
- Sensor-Surface: 4mm (Mechanical Surface Detection)
- Electronics: DAE4 Sn1211; Calibrated: 2022/03/01
- Phantom: Twin SAM; Type: QD000P40CD; Serial: TP:1744
- Measurement SW: DASY52, Version 52.10 (4); SEMCAD X Version 14.6.14 (7501)

Body Right/LTE Band 7 50%RB Mid/Area Scan (101x121x1): Interpolated grid: dx=1.000 mm, dy=1.000 mm
Maximum value of SAR (interpolated) = 0.141 W/kg

Body Right/LTE Band 7 50%RB Mid/Zoom Scan (7x7x7)/Cube 0: Measurement grid: dx=5mm, dy=5mm, dz=5mm
Reference Value = 7.996 V/m; Power Drift = -0.19 dB
Peak SAR (extrapolated) = 0.190 W/kg
SAR(1 g) = 0.130 W/kg; SAR(10 g) = 0.091 W/kg
Maximum value of SAR (measured) = 0.137 W/kg

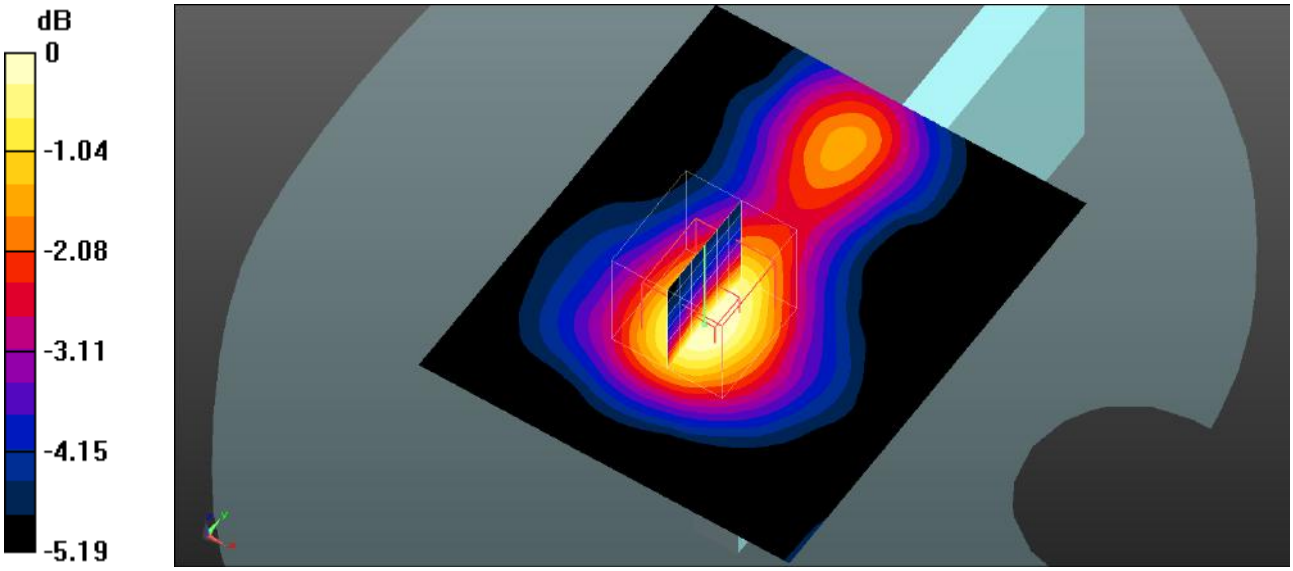

0 dB = 0.137 W/kg = -8.63 dBW/kg

Plot 91#: LTE Band 7_1RB_Body Bottom_Mid

DUT: Mobile Phone; Type: ART 3 LITE; Serial: SZNS220524-22419E-SA-S1

Communication System: UID 0, Generic FDD-LTE (0); Frequency: 2535 MHz;Duty Cycle: 1:1
Medium parameters used (interpolated): f = 2535 MHz;σ = 1.899 S/m; εr = 38.391; ρ = 1000 kg/m^3
Phantom section: Flat Section

DASY5 Configuration:

- Probe: EX3DV4- SN3619; ConvF(6.53, 6.53, 6.53); Calibrated: 2021/08/25
- Sensor-Surface: 4mm (Mechanical Surface Detection)
- Electronics: DAE4 Sn1211; Calibrated: 2022/03/01
- Phantom: Twin SAM; Type: QD000P40CD; Serial: TP:1744
- Measurement SW: DASY52, Version 52.10 (4); SEMCAD X Version 14.6.14 (7501)

Body Bottom/LTE Band 7 1RB Mid/Area Scan (101x121x1): Interpolated grid: dx=1.000 mm, dy=1.000 mm
Maximum value of SAR (interpolated) = 0.352 W/kg

Body Bottom/LTE Band 7 1RB Mid/Zoom Scan (7x7x7)/Cube 0: Measurement grid: dx=5mm, dy=5mm, dz=5mm
Reference Value = 12.66 V/m; Power Drift = -0.13 dB
Peak SAR (extrapolated) = 0.512 W/kg
SAR(1 g) = 0.318 W/kg; SAR(10 g) = 0.186 W/kg
Maximum value of SAR (measured) = 0.346 W/kg

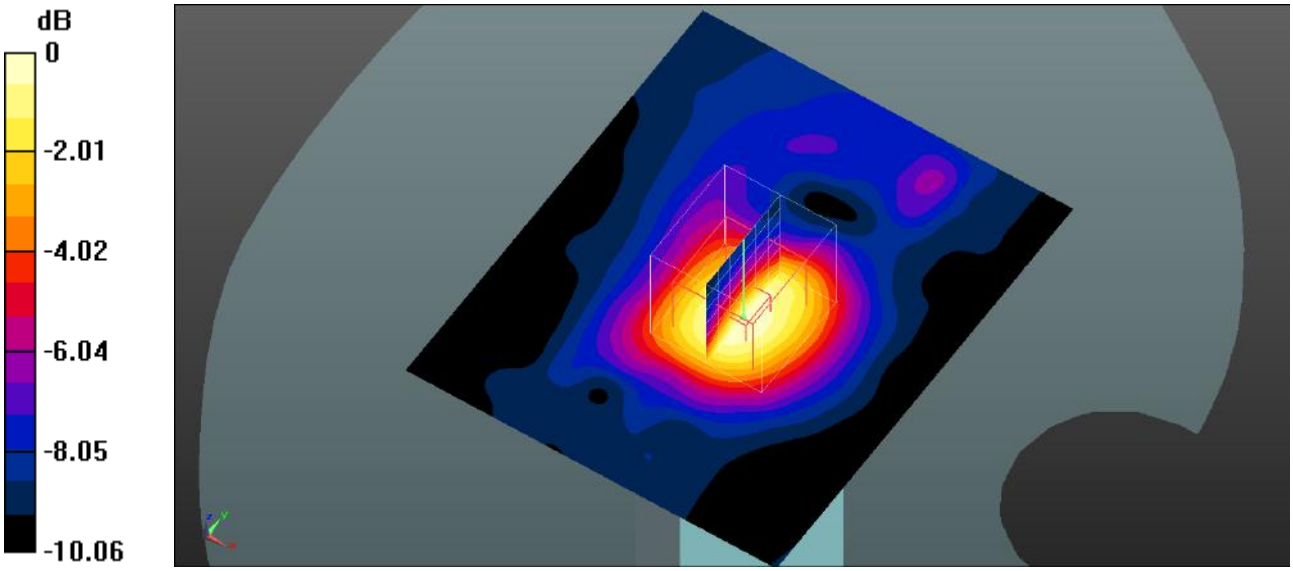

0 dB = 0.346 W/kg = -4.61 dBW/kg

Plot 92#: LTE Band 7_50%RB_Body Bottom _Mid

DUT: Mobile Phone; Type: ART 3 LITE; Serial: SZNS220524-22419E-SA-S1

Communication System: UID 0, Generic FDD-LTE (0); Frequency: 2535 MHz;Duty Cycle: 1:1
Medium parameters used (interpolated): f = 2535 MHz;σ = 1.899 S/m; εr = 38.391; ρ = 1000 kg/m^3
Phantom section: Flat Section

DASY5 Configuration:

- Probe: EX3DV4- SN3619; ConvF(6.53, 6.53, 6.53); Calibrated: 2021/08/25
- Sensor-Surface: 4mm (Mechanical Surface Detection)
- Electronics: DAE4 Sn1211; Calibrated: 2022/03/01
- Phantom: Twin SAM; Type: QD000P40CD; Serial: TP:1744
- Measurement SW: DASY52, Version 52.10 (4); SEMCAD X Version 14.6.14 (7501)

Body Bottom/LTE Band 7 50%RB Mid/Area Scan (101x121x1): Interpolated grid: dx=1.000 mm, dy=1.000 mm
Maximum value of SAR (interpolated) = 0.305 W/kg

Body Bottom/LTE Band 7 50%RB Mid/Zoom Scan (7x7x7)/Cube 0: Measurement grid: dx=5mm, dy=5mm, dz=5mm
Reference Value = 12.15 V/m; Power Drift = -0.15 dB
Peak SAR (extrapolated) = 0.432 W/kg
SAR(1 g) = 0.276 W/kg; SAR(10 g) = 0.171 W/kg
Maximum value of SAR (measured) = 0.299 W/kg

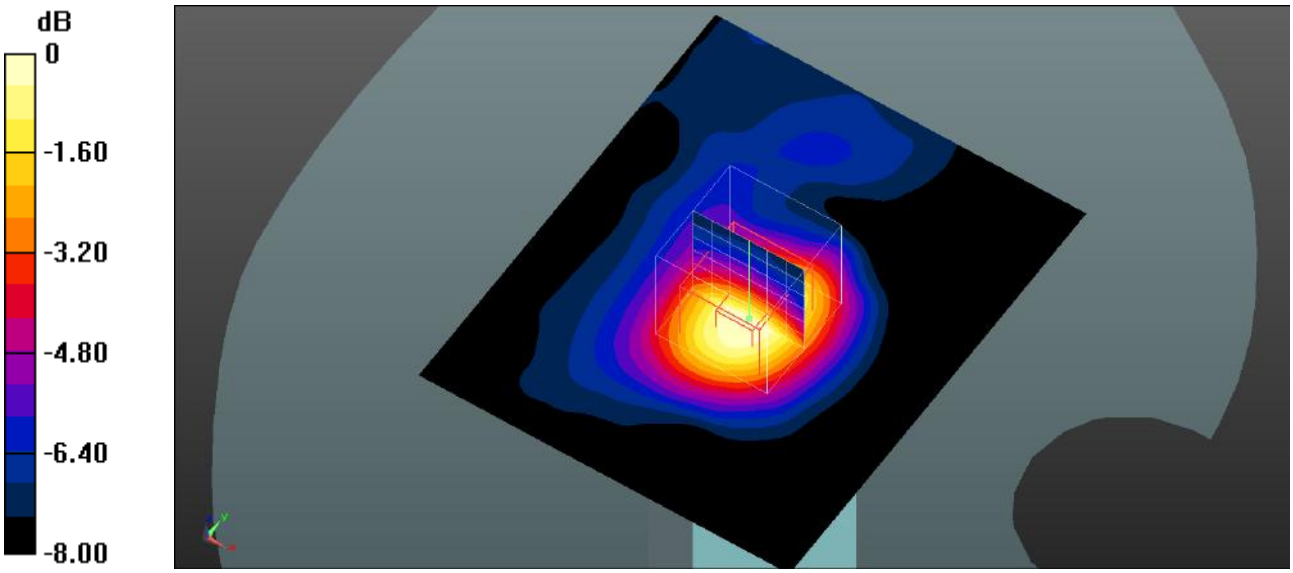

0 dB = 0.299 W/kg = -5.24 dBW/kg

Plot 93#: LTE Band 12_1RB_Head Left Cheek_Mid

DUT: Mobile Phone; Type: ART 3 LITE; Serial: SZNS220524-22419E-SA-S1

Communication System: UID 0, Generic FDD-LTE (0); Frequency: 707.5 MHz;Duty Cycle: 1:1
Medium parameters used (interpolated): f = 707.5 MHz; σ = 0.874 S/m; ε_r = 42.885; ρ = 1000 kg/m^3
Phantom section: Left Section

DASY5 Configuration:

- Probe: EX3DV4- SN3619; ConvF(8.63, 8.63, 8.63); Calibrated: 2021/08/25
- Sensor-Surface: 4mm (Mechanical Surface Detection)
- Electronics: DAE4 Sn1211; Calibrated: 2022/03/01
- Phantom: Twin SAM; Type: QD000P40CD; Serial: TP:1744
- Measurement SW: DASY52, Version 52.10 (4); SEMCAD X Version 14.6.14 (7501)

Head Left Cheek/LTE Band 12 1RB Mid/Area Scan (71x91x1): Interpolated grid: dx=1.500 mm, dy=1.500 mm
Maximum value of SAR (interpolated) = 0.0793 W/kg

Head Left Cheek/LTE Band 12 1RB Mid/Zoom Scan (5x5x7)/Cube 0: Measurement grid: dx=8mm, dy=8mm, dz=5mm
Reference Value = 3.332 V/m; Power Drift = 0.03 dB
Peak SAR (extrapolated) = 0.0690 W/kg
SAR(1 g) = 0.061 W/kg; SAR(10 g) = 0.051 W/kg
Maximum value of SAR (measured) = 0.0624 W/kg



0 dB = 0.0624 W/kg = -12.05 dBW/kg

Plot 94#: LTE Band 12_50%RB_Head Left Cheek_Mid

DUT: Mobile Phone; Type: ART 3 LITE; Serial: SZNS220524-22419E-SA-S1

Communication System: UID 0, Generic FDD-LTE (0); Frequency: 707.5 MHz;Duty Cycle: 1:1
Medium parameters used (interpolated): f = 707.5 MHz; σ = 0.874 S/m; εr = 42.885; ρ = 1000 kg/m^3
Phantom section: Left Section

DASY5 Configuration:

- Probe: EX3DV4- SN3619; ConvF(8.63, 8.63, 8.63); Calibrated: 2021/08/25
- Sensor-Surface: 4mm (Mechanical Surface Detection)
- Electronics: DAE4 Sn1211; Calibrated: 2022/03/01
- Phantom: Twin SAM; Type: QD000P40CD; Serial: TP:1744
- Measurement SW: DASY52, Version 52.10 (4); SEMCAD X Version 14.6.14 (7501)

Head Left Cheek/LTE Band 12 50%RB Mid/Area Scan (71x91x1): Interpolated grid: dx=1.500 mm, dy=1.500 mm
Maximum value of SAR (interpolated) = 0.0702 W/kg

Head Left Cheek/LTE Band 12 50%RB Mid/Zoom Scan (5x5x7)/Cube 0: Measurement grid: dx=8mm, dy=8mm, dz=5mm
Reference Value = 3.435 V/m; Power Drift = -0.19 dB
Peak SAR (extrapolated) = 0.0680 W/kg
SAR(1 g) = 0.055 W/kg; SAR(10 g) = 0.047 W/kg
Maximum value of SAR (measured) = 0.0615 W/kg

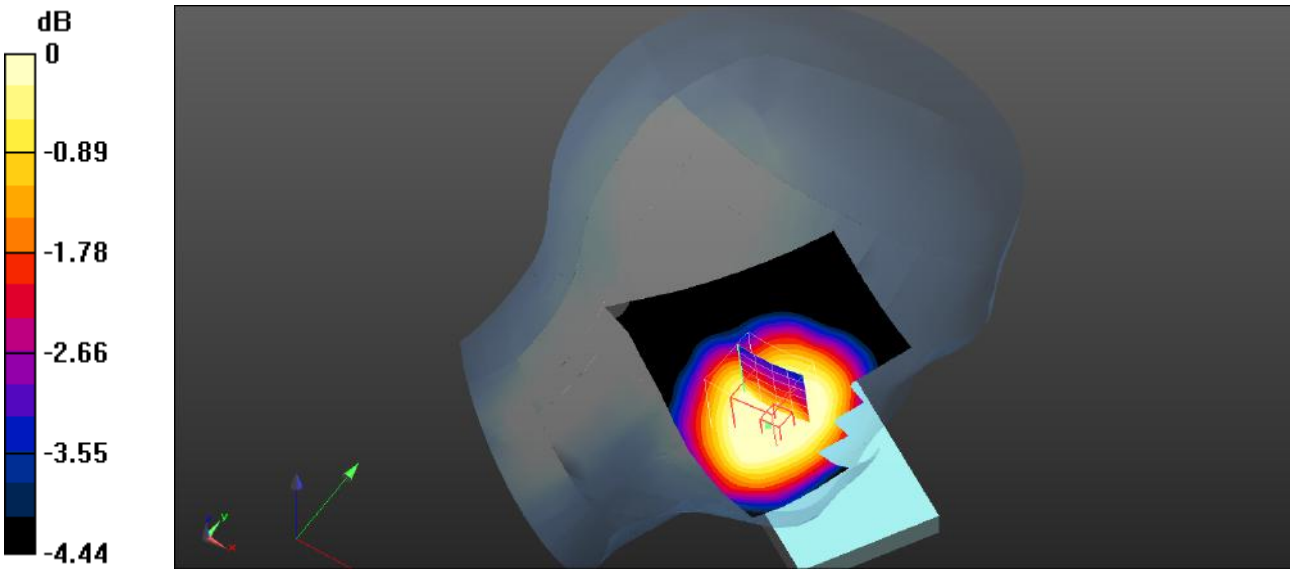

0 dB = 0.0615 W/kg = -12.11 dBW/kg

Plot 95#: LTE Band 12_1RB_Head Left Tilt_Mid

DUT: Mobile Phone; Type: ART 3 LITE; Serial: SZNS220524-22419E-SA-S1

Communication System: UID 0, Generic FDD-LTE (0); Frequency: 707.5 MHz;Duty Cycle: 1:1
Medium parameters used (interpolated): f = 707.5 MHz; σ = 0.874 S/m; εr = 42.885; ρ = 1000 kg/m^3
Phantom section: Left Section

DASY5 Configuration:

- Probe: EX3DV4- SN3619; ConvF(8.63, 8.63, 8.63); Calibrated: 2021/08/25
- Sensor-Surface: 4mm (Mechanical Surface Detection)
- Electronics: DAE4 Sn1211; Calibrated: 2022/03/01
- Phantom: Twin SAM; Type: QD000P40CD; Serial: TP:1744
- Measurement SW: DASY52, Version 52.10 (4); SEMCAD X Version 14.6.14 (7501)

Head Left Tilt/LTE Band 12 1RB Mid/Area Scan (71x91x1): Interpolated grid: dx=1.500 mm, dy=1.500 mm
Maximum value of SAR (interpolated) = 0.0503 W/kg

Head Left Tilt/LTE Band 12 1RB Mid/Zoom Scan (5x5x7)/Cube 0: Measurement grid: dx=8mm, dy=8mm, dz=5mm
Reference Value = 5.863 V/m; Power Drift = -0.10 dB
Peak SAR (extrapolated) = 0.0370 W/kg
SAR(1 g) = 0.034 W/kg; SAR(10 g) = 0.030 W/kg
Maximum value of SAR (measured) = 0.0347 W/kg

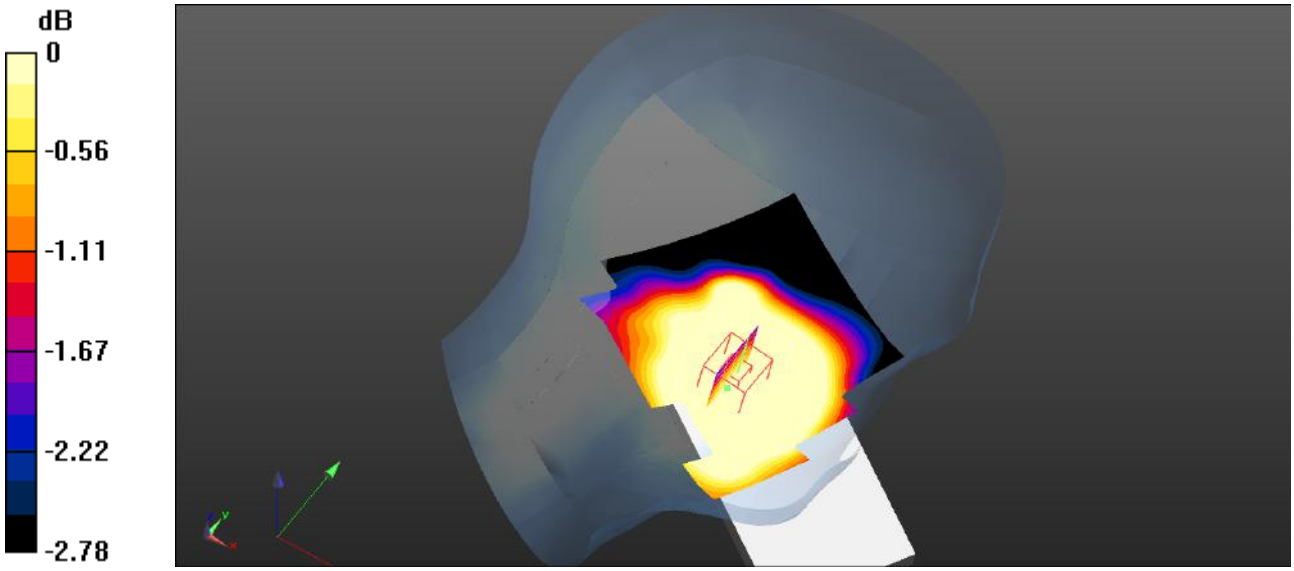

0 dB = 0.0347 W/kg = -14.60 dBW/kg

Plot 96#: LTE Band 12_50%RB_Head Left Tilt_Mid

DUT: Mobile Phone; Type: ART 3 LITE; Serial: SZNS220524-22419E-SA-S1

Communication System: UID 0, Generic FDD-LTE (0); Frequency: 707.5 MHz;Duty Cycle: 1:1
Medium parameters used (interpolated): f = 707.5 MHz; σ = 0.874 S/m; εr = 42.885; ρ = 1000 kg/m^3
Phantom section: Left Section

DASY5 Configuration:

- Probe: EX3DV4- SN3619; ConvF(8.63, 8.63, 8.63); Calibrated: 2021/08/25
- Sensor-Surface: 4mm (Mechanical Surface Detection)
- Electronics: DAE4 Sn1211; Calibrated: 2022/03/01
- Phantom: Twin SAM; Type: QD000P40CD; Serial: TP:1744
- Measurement SW: DASY52, Version 52.10 (4); SEMCAD X Version 14.6.14 (7501)

Head Left Tilt/LTE Band 12 50%RB Mid/Area Scan (71x91x1): Interpolated grid: dx=1.500 mm, dy=1.500 mm,Maximum value of SAR (interpolated) = 0.0402 W/kg

Head Left Tilt/LTE Band 12 50%RB Mid/Zoom Scan (5x5x7)/Cube 0: Measurement grid: dx=8mm, dy=8mm, dz=5mm
Reference Value = 4.621 V/m; Power Drift = 0.13 dB
Peak SAR (extrapolated) = 0.0310 W/kg
SAR(1 g) = 0.028 W/kg; SAR(10 g) = 0.025 W/kg
Maximum value of SAR (measured) = 0.0282 W/kg

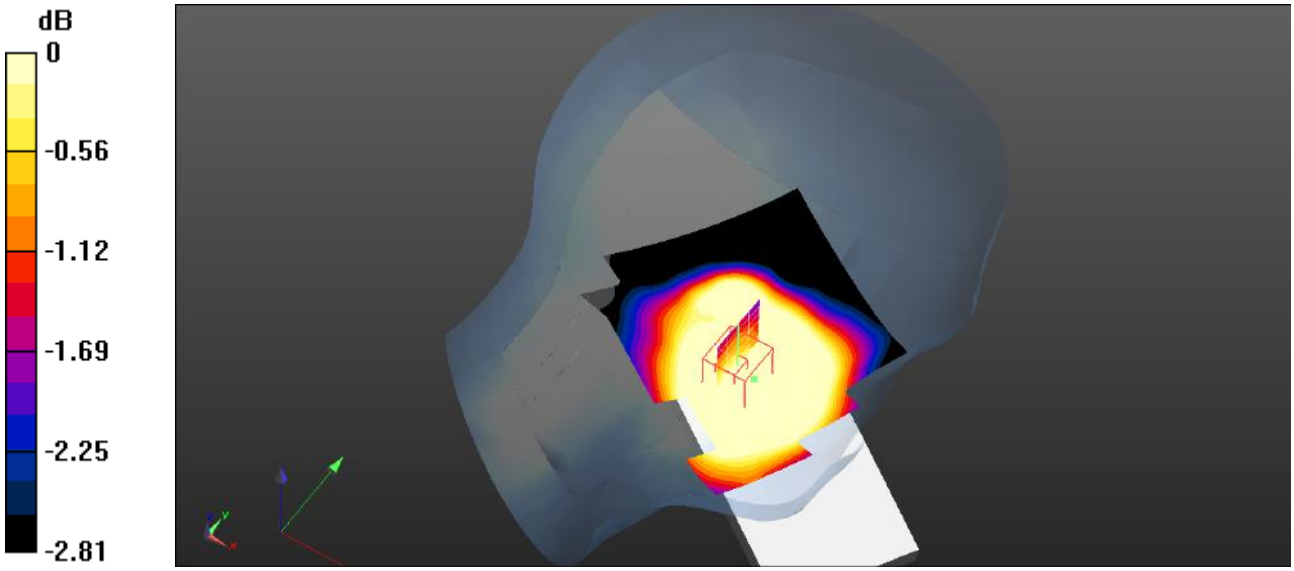

0 dB = 0.0282 W/kg = -15.50 dBW/kg

Plot 97#: LTE Band 12_1RB_Head Right Cheek_Mid

DUT: Mobile Phone; Type: ART 3 LITE; Serial: SZNS220524-22419E-SA-S1

Communication System: UID 0, Generic FDD-LTE (0); Frequency: 707.5 MHz;Duty Cycle: 1:1
Medium parameters used (interpolated): f = 707.5 MHz; σ = 0.874 S/m; εr = 42.885; ρ = 1000 kg/m^3
Phantom section: Right Section

DASY5 Configuration:

- Probe: EX3DV4- SN3619; ConvF(8.63, 8.63, 8.63); Calibrated: 2021/08/25
- Sensor-Surface: 4mm (Mechanical Surface Detection)
- Electronics: DAE4 Sn1211; Calibrated: 2022/03/01
- Phantom: Twin SAM; Type: QD000P40CD; Serial: TP:1744
- Measurement SW: DASY52, Version 52.10 (4); SEMCAD X Version 14.6.14 (7501)

Head Right Cheek/LTE Band 12 1RB Mid/Area Scan (71x91x1): Interpolated grid: dx=1.500 mm, dy=1.500 mm
Maximum value of SAR (interpolated) = 0.0501 W/kg

Head Right Cheek/LTE Band 12 1RB Mid/Zoom Scan (5x5x7)/Cube 0: Measurement grid: dx=8mm, dy=8mm, dz=5mm
Reference Value = 4.472 V/m; Power Drift = -0.11 dB
Peak SAR (extrapolated) = 0.0700 W/kg
SAR(1 g) = 0.046 W/kg; SAR(10 g) = 0.040 W/kg
Maximum value of SAR (measured) = 0.0699 W/kg

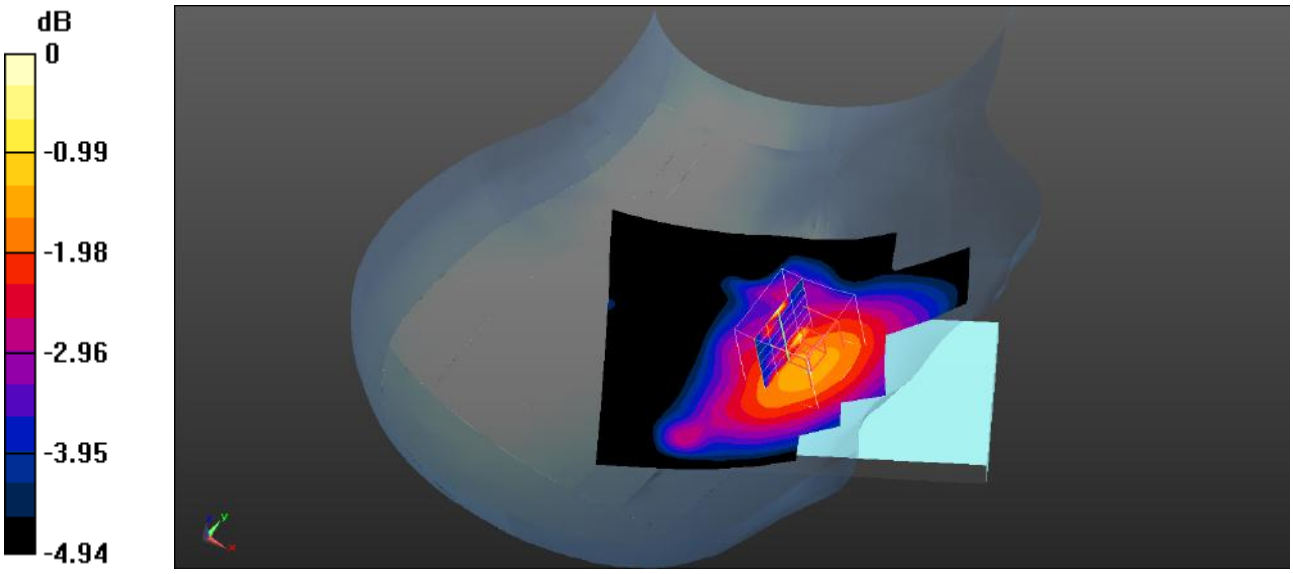

0 dB = 0.0699 W/kg = -11.56 dBW/kg

Plot 98#: LTE Band 12_50%RB_Head Right Cheek_Mid

DUT: Mobile Phone; Type: ART 3 LITE; Serial: SZNS220524-22419E-SA-S1

Communication System: UID 0, Generic FDD-LTE (0); Frequency: 707.5 MHz;Duty Cycle: 1:1
Medium parameters used (interpolated): f = 707.5 MHz; σ = 0.874 S/m; εr = 42.885; ρ = 1000 kg/m^3
Phantom section: Right Section

DASY5 Configuration:

- Probe: EX3DV4- SN3619; ConvF(8.63, 8.63, 8.63); Calibrated: 2021/08/25
- Sensor-Surface: 4mm (Mechanical Surface Detection)
- Electronics: DAE4 Sn1211; Calibrated: 2022/03/01
- Phantom: Twin SAM; Type: QD000P40CD; Serial: TP:1744
- Measurement SW: DASY52, Version 52.10 (4); SEMCAD X Version 14.6.14 (7501)

Head Right Cheek/LTE Band 12 50%RB Mid/Area Scan (71x91x1): Interpolated grid: dx=1.500 mm, dy=1.500 mm
Maximum value of SAR (interpolated) = 0.0483 W/kg

Head Right Cheek/LTE Band 12 50%RB Mid/Zoom Scan (5x5x7)/Cube 0: Measurement grid: dx=8mm, dy=8mm, dz=5mm
Reference Value = 3.567 V/m; Power Drift = 0.16 dB
Peak SAR (extrapolated) = 0.0770 W/kg
SAR(1 g) = 0.047 W/kg; SAR(10 g) = 0.035 W/kg
Maximum value of SAR (measured) = 0.0768 W/kg

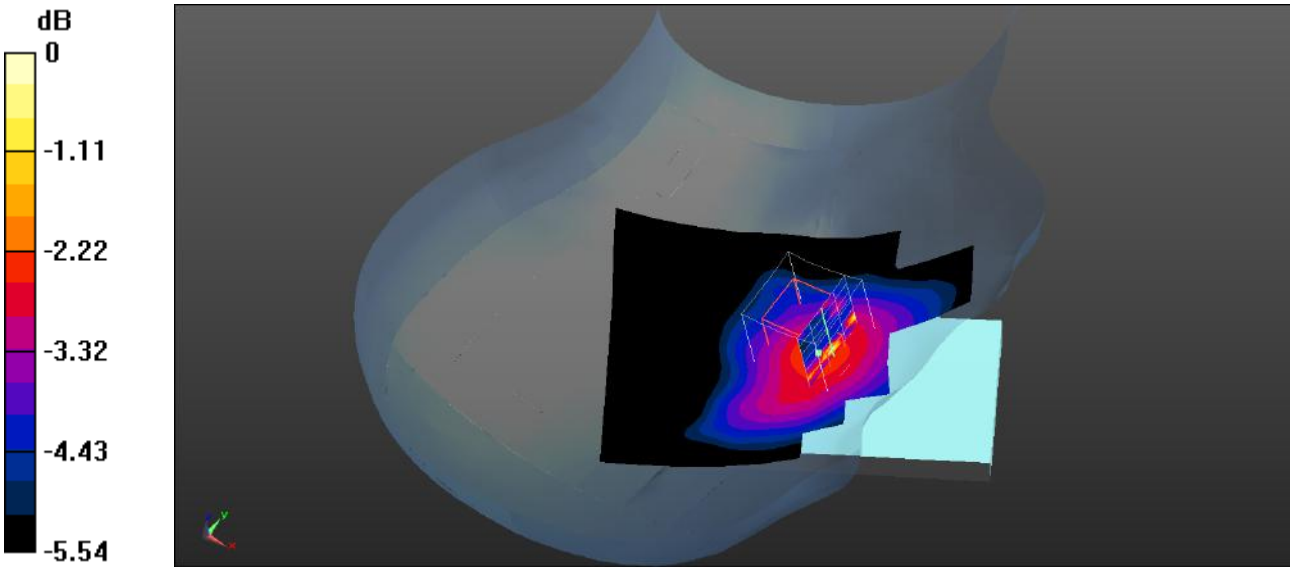

0 dB = 0.0768 W/kg = -11.15 dBW/kg

Plot 99#: LTE Band 12_1RB_Head Right Tilt_Mid

DUT: Mobile Phone; Type: ART 3 LITE; Serial: SZNS220524-22419E-SA-S1

Communication System: UID 0, Generic FDD-LTE (0); Frequency: 707.5 MHz;Duty Cycle: 1:1
Medium parameters used (interpolated): f = 707.5 MHz; σ = 0.874 S/m; εr = 42.885; ρ = 1000 kg/m^3
Phantom section: Right Section

DASY5 Configuration:

- Probe: EX3DV4- SN3619; ConvF(8.63, 8.63, 8.63); Calibrated: 2021/08/25
- Sensor-Surface: 4mm (Mechanical Surface Detection)
- Electronics: DAE4 Sn1211; Calibrated: 2022/03/01
- Phantom: Twin SAM; Type: QD000P40CD; Serial: TP:1744
- Measurement SW: DASY52, Version 52.10 (4); SEMCAD X Version 14.6.14 (7501)

Head Right Tilt/LTE Band 12 1RB Mid/Area Scan (71x91x1): Interpolated grid: dx=1.500 mm, dy=1.500 mm
Maximum value of SAR (interpolated) = 0.0256 W/kg

Head Right Tilt/LTE Band 12 1RB Mid/Zoom Scan (5x5x7)/Cube 0: Measurement grid: dx=8mm, dy=8mm, dz=5mm
Reference Value = 3.236 V/m; Power Drift = 0.12 dB
Peak SAR (extrapolated) = 0.0150 W/kg
SAR(1 g) = 0.014 W/kg; SAR(10 g) = 0.013 W/kg
Maximum value of SAR (measured) = 0.0147 W/kg

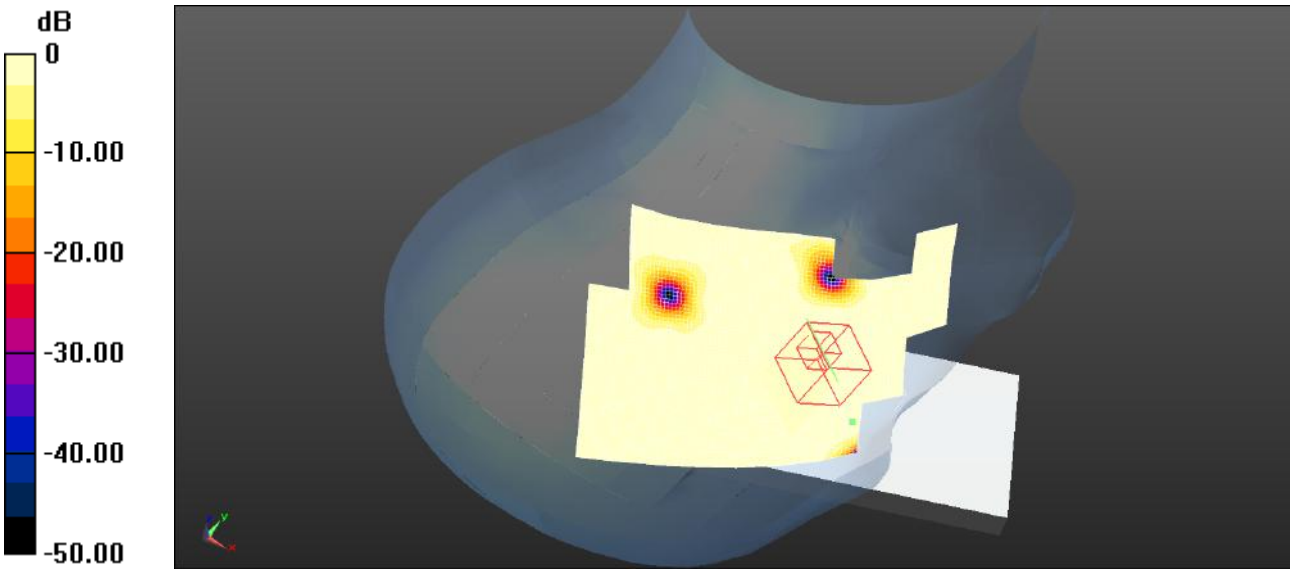

0 dB = 0.0147 W/kg = -18.33 dBW/kg

Plot 100#: LTE Band 12_50%RB_Head Right Tilt_Mid

DUT: Mobile Phone; Type: ART 3 LITE; Serial: SZNS220524-22419E-SA-S1

Communication System: UID 0, Generic FDD-LTE (0); Frequency: 707.5 MHz;Duty Cycle: 1:1
Medium parameters used (interpolated): f = 707.5 MHz; σ = 0.874 S/m; εr = 42.885; ρ = 1000 kg/m^3
Phantom section: Right Section

DASY5 Configuration:

- Probe: EX3DV4- SN3619; ConvF(8.63, 8.63, 8.63); Calibrated: 2021/08/25
- Sensor-Surface: 4mm (Mechanical Surface Detection)
- Electronics: DAE4 Sn1211; Calibrated: 2022/03/01
- Phantom: Twin SAM; Type: QD000P40CD; Serial: TP:1744
- Measurement SW: DASY52, Version 52.10 (4); SEMCAD X Version 14.6.14 (7501)

Head Right Tilt/LTE Band 12 50%RB Mid/Area Scan (71x91x1): Interpolated grid: dx=1.500 mm, dy=1.500 mm
Maximum value of SAR (interpolated) = 0.0242 W/kg

Head Right Tilt/LTE Band 12 50%RB Mid/Zoom Scan (5x5x7)/Cube 0: Measurement grid: dx=8mm, dy=8mm, dz=5mm
Reference Value = 3.225 V/m; Power Drift = -0.14 dB
Peak SAR (extrapolated) = 0.0360 W/kg
SAR(1 g) = 0.020 W/kg; SAR(10 g) = 0.016 W/kg
Maximum value of SAR (measured) = 0.0262 W/kg

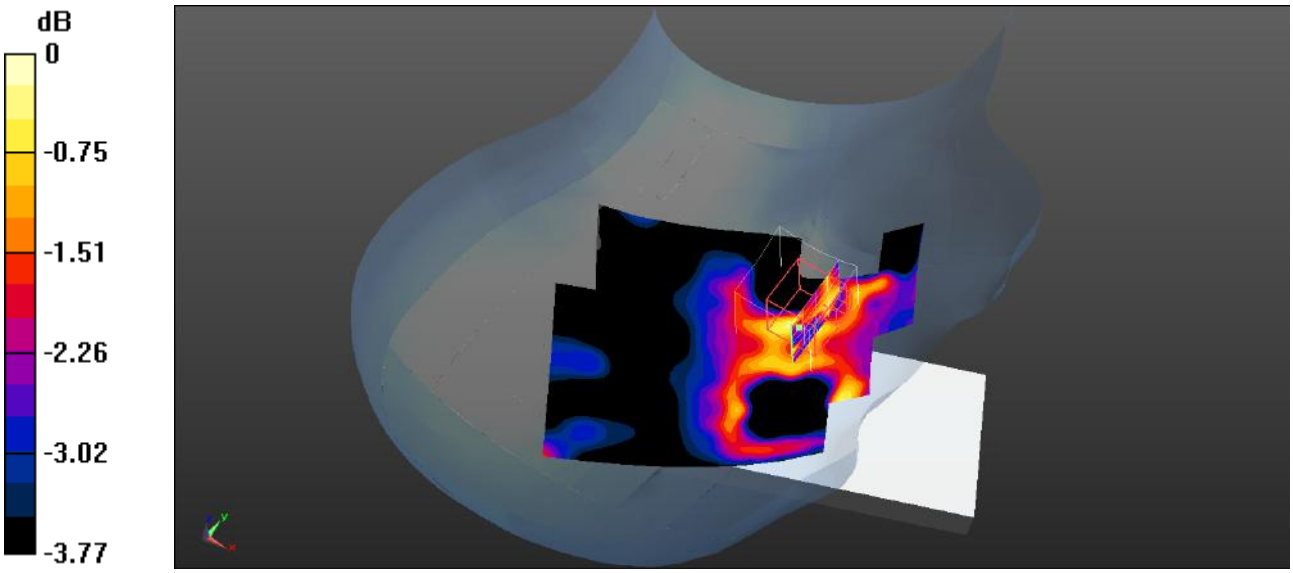

0 dB = 0.0262 W/kg = -15.82 dBW/kg

Plot 101#: LTE Band 12_1RB_Body Front_Mid

DUT: Mobile Phone; Type: ART 3 LITE; Serial: SZNS220524-22419E-SA-S1

Communication System: UID 0, Generic FDD-LTE (0); Frequency: 707.5 MHz;Duty Cycle: 1:1
Medium parameters used (interpolated): f = 707.5 MHz; σ = 0.874 S/m; εr = 42.885; ρ = 1000 kg/m^3
Phantom section: Flat Section

DASY5 Configuration:

- Probe: EX3DV4- SN3619; ConvF(8.63, 8.63, 8.63); Calibrated: 2021/08/25
- Sensor-Surface: 4mm (Mechanical Surface Detection)
- Electronics: DAE4 Sn1211; Calibrated: 2022/03/01
- Phantom: Twin SAM; Type: QD000P40CD; Serial: TP:1744
- Measurement SW: DASY52, Version 52.10 (4); SEMCAD X Version 14.6.14 (7501)

Body Front/LTE Band 12 1RB Mid/Area Scan (71x121x1): Interpolated grid: dx=1.500 mm, dy=1.500 mm
Maximum value of SAR (interpolated) = 0.0952 W/kg

Body Front/LTE Band 12 1RB Mid/Zoom Scan (5x5x7)/Cube 0: Measurement grid: dx=8mm, dy=8mm, dz=5mm
Reference Value = 10.19 V/m; Power Drift = -0.13 dB
Peak SAR (extrapolated) = 0.106 W/kg
SAR(1 g) = 0.094 W/kg; SAR(10 g) = 0.078 W/kg
Maximum value of SAR (measured) = 0.0949 W/kg

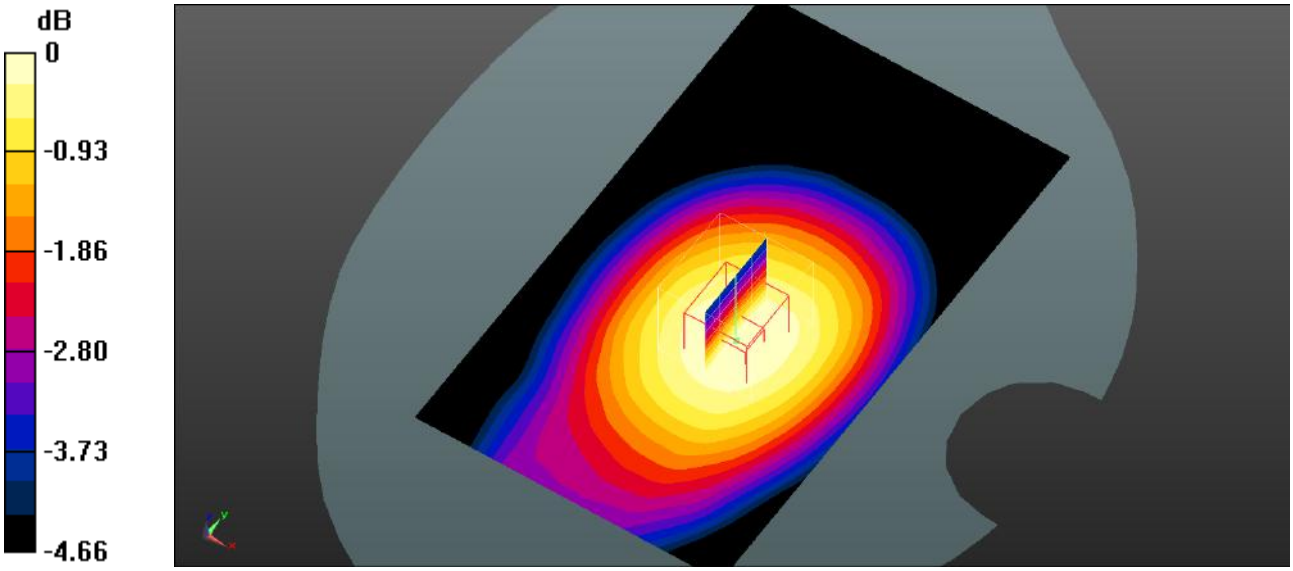

0 dB = 0.0949 W/kg = -10.23 dBW/kg

Plot 102#: LTE Band 12_50%RB_Body Front_Mid

DUT: Mobile Phone; Type: ART 3 LITE; Serial: SZNS220524-22419E-SA-S1

Communication System: UID 0, Generic FDD-LTE (0); Frequency: 707.5 MHz;Duty Cycle: 1:1
Medium parameters used (interpolated): f = 707.5 MHz; σ = 0.874 S/m; εr = 42.885; ρ = 1000 kg/m^3
Phantom section: Flat Section

DASY5 Configuration:

- Probe: EX3DV4- SN3619; ConvF(8.63, 8.63, 8.63); Calibrated: 2021/08/25
- Sensor-Surface: 4mm (Mechanical Surface Detection)
- Electronics: DAE4 Sn1211; Calibrated: 2022/03/01
- Phantom: Twin SAM; Type: QD000P40CD; Serial: TP:1744
- Measurement SW: DASY52, Version 52.10 (4); SEMCAD X Version 14.6.14 (7501)

Body Front/LTE Band 12 50%RB Mid/Area Scan (71x121x1): Interpolated grid: dx=1.500 mm, dy=1.500 mm
Maximum value of SAR (interpolated) = 0.0926 W/kg

Body Front/LTE Band 12 50%RB Mid/Zoom Scan (5x5x7)/Cube 0: Measurement grid: dx=8mm, dy=8mm, dz=5mm
Reference Value = 10.27 V/m; Power Drift = -0.18 dB
Peak SAR (extrapolated) = 0.0940 W/kg
SAR(1 g) = 0.084 W/kg; SAR(10 g) = 0.070 W/kg
Maximum value of SAR (measured) = 0.0844 W/kg

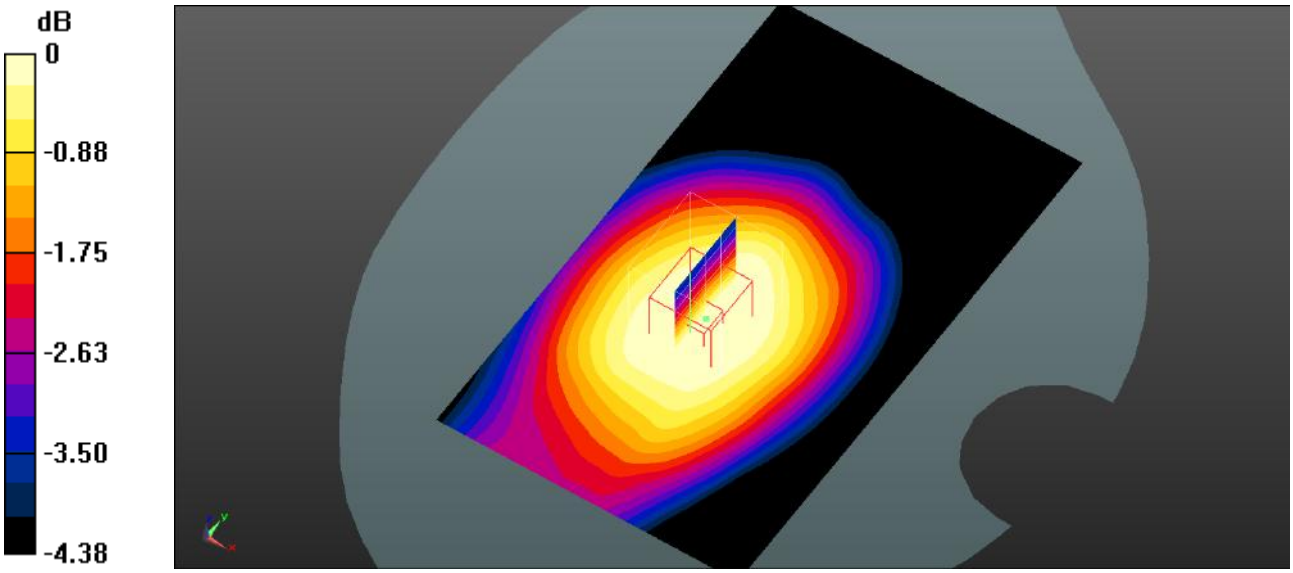

0 dB = 0.0844 W/kg = -10.74 dBW/kg

Plot 103#: LTE Band 12_1RB_Body Back_Mid

DUT: Mobile Phone; Type: ART 3 LITE; Serial: SZNS220524-22419E-SA-S1

Communication System: UID 0, Generic FDD-LTE (0); Frequency: 707.5 MHz;Duty Cycle: 1:1
Medium parameters used (interpolated): f = 707.5 MHz; σ = 0.874 S/m; εr = 42.885; ρ = 1000 kg/m^3
Phantom section: Flat Section

DASY5 Configuration:

- Probe: EX3DV4- SN3619; ConvF(8.63, 8.63, 8.63); Calibrated: 2021/08/25
- Sensor-Surface: 4mm (Mechanical Surface Detection)
- Electronics: DAE4 Sn1211; Calibrated: 2022/03/01
- Phantom: Twin SAM; Type: QD000P40CD; Serial: TP:1744
- Measurement SW: DASY52, Version 52.10 (4); SEMCAD X Version 14.6.14 (7501)

Body Back/LTE Band 12 1RB Mid/Area Scan (71x121x1): Interpolated grid: dx=1.500 mm, dy=1.500 mm
Maximum value of SAR (interpolated) = 0.0783 W/kg

Body Back/LTE Band 12 1RB Mid/Zoom Scan (5x5x7)/Cube 0: Measurement grid: dx=8mm, dy=8mm, dz=5mm
Reference Value = 9.188 V/m; Power Drift = -0.14 dB
Peak SAR (extrapolated) = 0.125 W/kg
SAR(1 g) = 0.075 W/kg; SAR(10 g) = 0.051 W/kg
Maximum value of SAR (measured) = 0.0775 W/kg

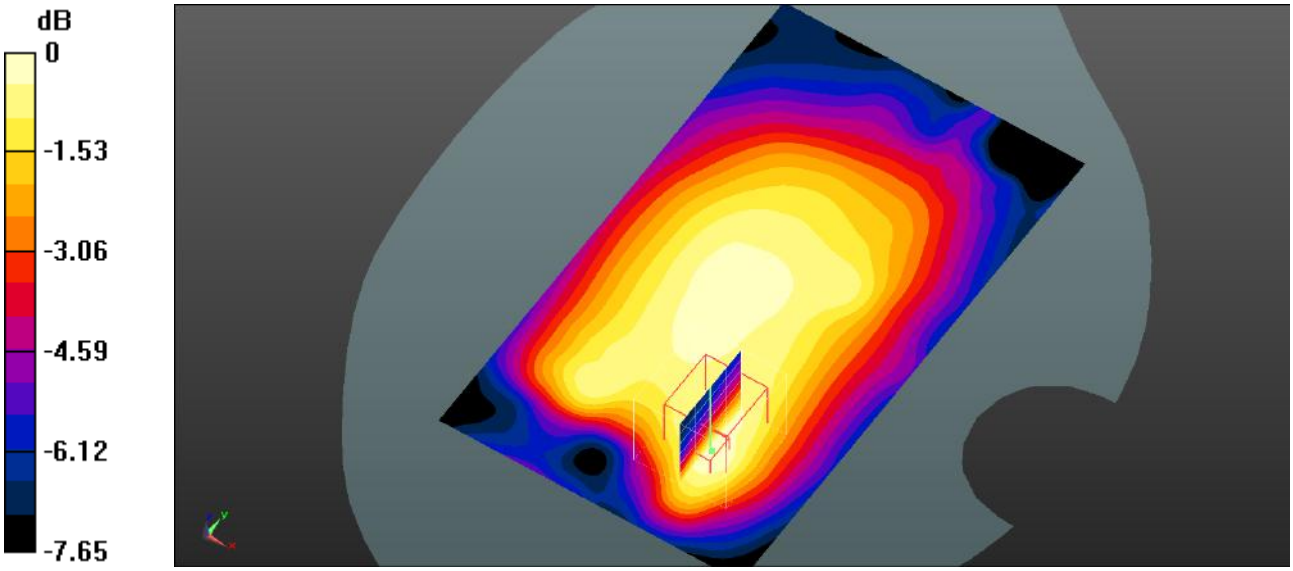

0 dB = 0.0775 W/kg = -11.11 dBW/kg

Plot 104#: LTE Band 12_50%RB_Body Back_Mid

DUT: Mobile Phone; Type: ART 3 LITE; Serial: SZNS220524-22419E-SA-S1

Communication System: UID 0, Generic FDD-LTE (0); Frequency: 707.5 MHz;Duty Cycle: 1:1
Medium parameters used (interpolated): f = 707.5 MHz; σ = 0.874 S/m; εr = 42.885; ρ = 1000 kg/m^3
Phantom section: Flat Section

DASY5 Configuration:

- Probe: EX3DV4- SN3619; ConvF(8.63, 8.63, 8.63); Calibrated: 2021/08/25
- Sensor-Surface: 4mm (Mechanical Surface Detection)
- Electronics: DAE4 Sn1211; Calibrated: 2022/03/01
- Phantom: Twin SAM; Type: QD000P40CD; Serial: TP:1744
- Measurement SW: DASY52, Version 52.10 (4); SEMCAD X Version 14.6.14 (7501)

Body Back/LTE Band 12 50%RB Mid/Area Scan (71x121x1): Interpolated grid: dx=1.500 mm, dy=1.500 mm
Maximum value of SAR (interpolated) = 0.0729 W/kg

Body Back/LTE Band 12 50%RB Mid/Zoom Scan (5x5x7)/Cube 0: Measurement grid: dx=8mm, dy=8mm, dz=5mm
Reference Value = 8.659 V/m; Power Drift = 0.07 dB
Peak SAR (extrapolated) = 0.0990 W/kg
SAR(1 g) = 0.066 W/kg; SAR(10 g) = 0.045 W/kg
Maximum value of SAR (measured) = 0.0695 W/kg

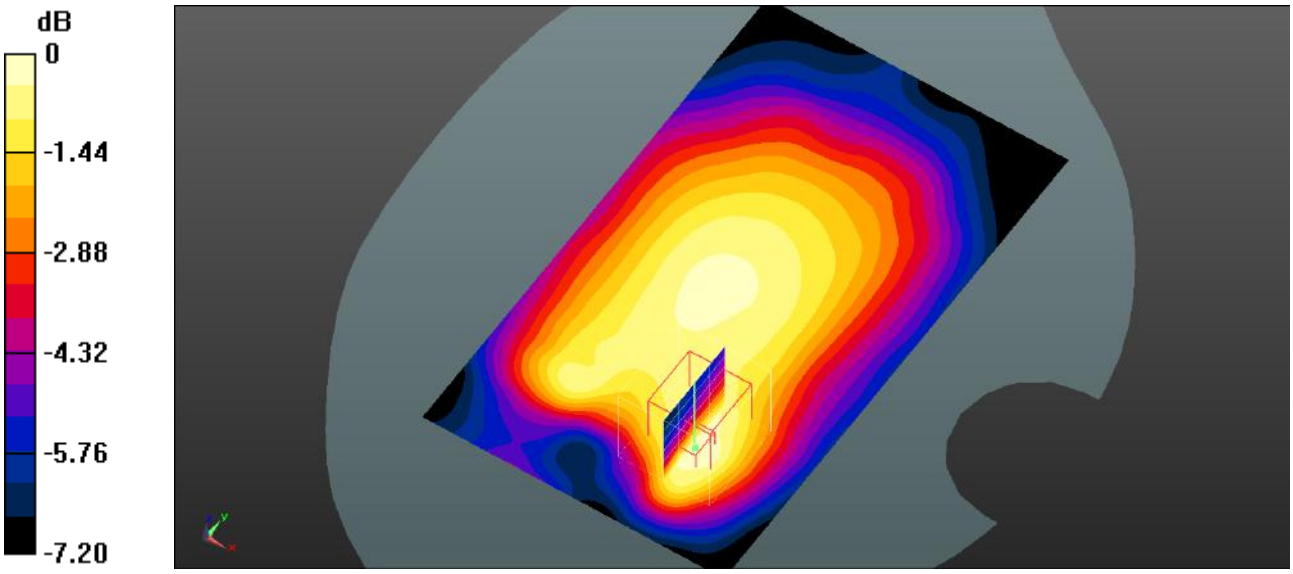

0 dB = 0.0695 W/kg = -11.58 dBW/kg

Plot 105#: LTE Band 12_1RB_Body Left_Mid

DUT: Mobile Phone; Type: ART 3 LITE; Serial: SZNS220524-22419E-SA-S1

Communication System: UID 0, Generic FDD-LTE (0); Frequency: 707.5 MHz;Duty Cycle: 1:1
Medium parameters used (interpolated): f = 707.5 MHz; σ = 0.874 S/m; εr = 42.885; ρ = 1000 kg/m^3
Phantom section: Flat Section

DASY5 Configuration:

- Probe: EX3DV4- SN3619; ConvF(8.63, 8.63, 8.63); Calibrated: 2021/08/25
- Sensor-Surface: 4mm (Mechanical Surface Detection)
- Electronics: DAE4 Sn1211; Calibrated: 2022/03/01
- Phantom: Twin SAM; Type: QD000P40CD; Serial: TP:1744
- Measurement SW: DASY52, Version 52.10 (4); SEMCAD X Version 14.6.14 (7501)

Body Left/LTE Band 12 1RB Mid/Area Scan (61x121x1): Interpolated grid: dx=1.500 mm, dy=1.500 mm
Maximum value of SAR (interpolated) = 0.0958 W/kg

Body Left/LTE Band 12 1RB Mid/Zoom Scan (5x5x7)/Cube 0: Measurement grid: dx=8mm, dy=8mm, dz=5mm
Reference Value = 10.60 V/m; Power Drift = -0.12 dB
Peak SAR (extrapolated) = 0.117 W/kg
SAR(1 g) = 0.094 W/kg; SAR(10 g) = 0.071 W/kg
Maximum value of SAR (measured) = 0.0961 W/kg

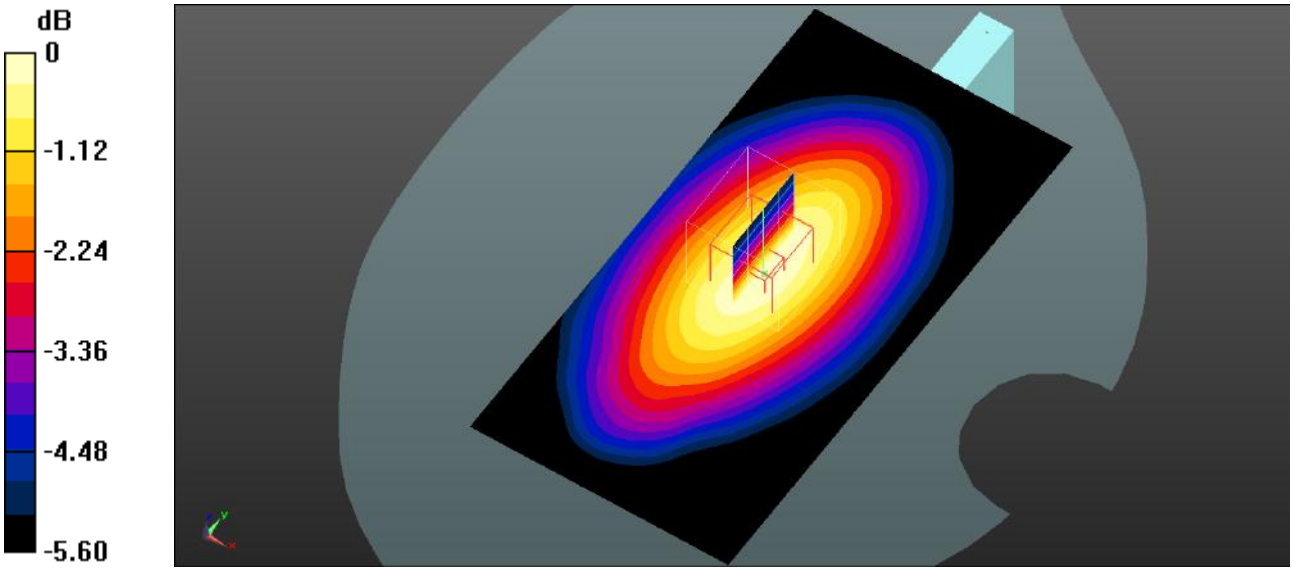

0 dB = 0.0961 W/kg = -10.17 dBW/kg

Plot 106#: LTE Band 12_50%RB_Body Left_Mid

DUT: Mobile Phone; Type: ART 3 LITE; Serial: SZNS220524-22419E-SA-S1

Communication System: UID 0, Generic FDD-LTE (0); Frequency: 707.5 MHz;Duty Cycle: 1:1
Medium parameters used (interpolated): f = 707.5 MHz; σ = 0.874 S/m; εr = 42.885; ρ = 1000 kg/m^3
Phantom section: Flat Section

DASY5 Configuration:

- Probe: EX3DV4- SN3619; ConvF(8.63, 8.63, 8.63); Calibrated: 2021/08/25
- Sensor-Surface: 4mm (Mechanical Surface Detection)
- Electronics: DAE4 Sn1211; Calibrated: 2022/03/01
- Phantom: Twin SAM; Type: QD000P40CD; Serial: TP:1744
- Measurement SW: DASY52, Version 52.10 (4); SEMCAD X Version 14.6.14 (7501)

Body Left/LTE Band 12 50%RB Mid/Area Scan (61x121x1): Interpolated grid: dx=1.500 mm, dy=1.500 mm
Maximum value of SAR (interpolated) = 0.0835 W/kg

Body Left/LTE Band 12 50%RB Mid/Zoom Scan (5x5x7)/Cube 0: Measurement grid: dx=8mm, dy=8mm, dz=5mm
Reference Value = 10.03 V/m; Power Drift = -0.13 dB
Peak SAR (extrapolated) = 0.100 W/kg
SAR(1 g) = 0.081 W/kg; SAR(10 g) = 0.063 W/kg
Maximum value of SAR (measured) = 0.0827 W/kg

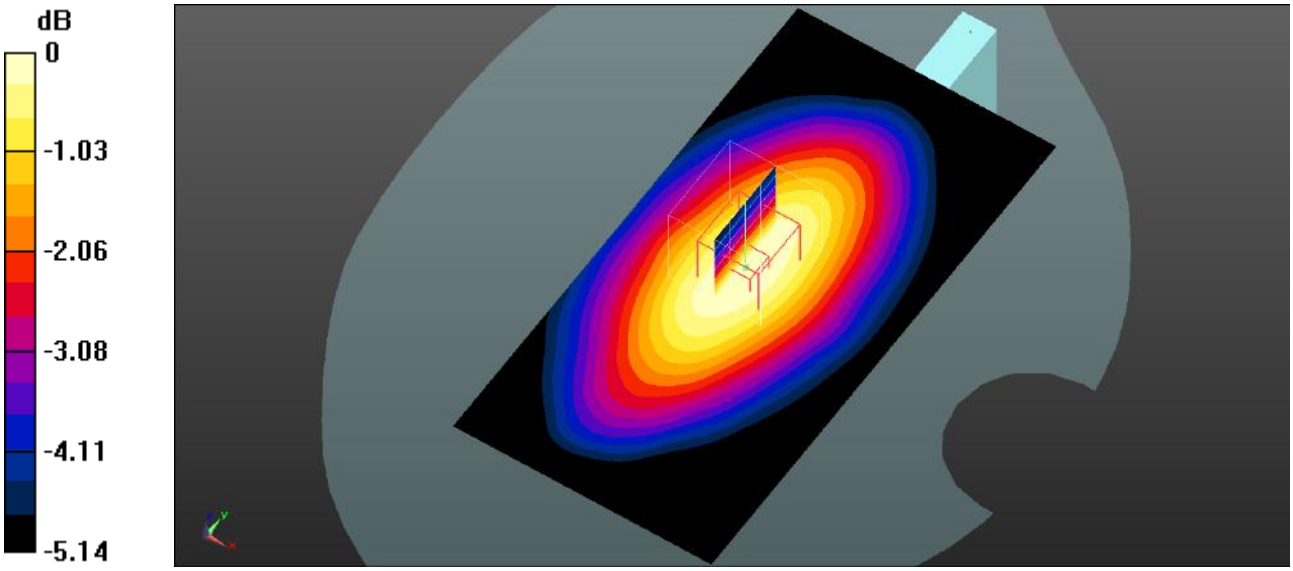

0 dB = 0.0827 W/kg = -10.82 dBW/kg

Plot 107#: LTE Band 12_1RB_Body Right_Mid

DUT: Mobile Phone; Type: ART 3 LITE; Serial: SZNS220524-22419E-SA-S1

Communication System: UID 0, Generic FDD-LTE (0); Frequency: 707.5 MHz;Duty Cycle: 1:1
Medium parameters used (interpolated): f = 707.5 MHz; σ = 0.874 S/m; εr = 42.885; ρ = 1000 kg/m^3
Phantom section: Flat Section

DASY5 Configuration:

- Probe: EX3DV4- SN3619; ConvF(8.63, 8.63, 8.63); Calibrated: 2021/08/25
- Sensor-Surface: 4mm (Mechanical Surface Detection)
- Electronics: DAE4 Sn1211; Calibrated: 2022/03/01
- Phantom: Twin SAM; Type: QD000P40CD; Serial: TP:1744
- Measurement SW: DASY52, Version 52.10 (4); SEMCAD X Version 14.6.14 (7501)

Body Right/LTE Band 12 1RB Mid/Area Scan (61x121x1): Interpolated grid: dx=1.500 mm, dy=1.500 mm
Maximum value of SAR (interpolated) = 0.122 W/kg

Body Right/LTE Band 12 1RB Mid/Zoom Scan (5x5x7)/Cube 0: Measurement grid: dx=8mm, dy=8mm, dz=5mm
Reference Value = 11.97 V/m; Power Drift = -0.08 dB
Peak SAR (extrapolated) = 0.153 W/kg
SAR(1 g) = 0.120 W/kg; SAR(10 g) = 0.090 W/kg
Maximum value of SAR (measured) = 0.124 W/kg

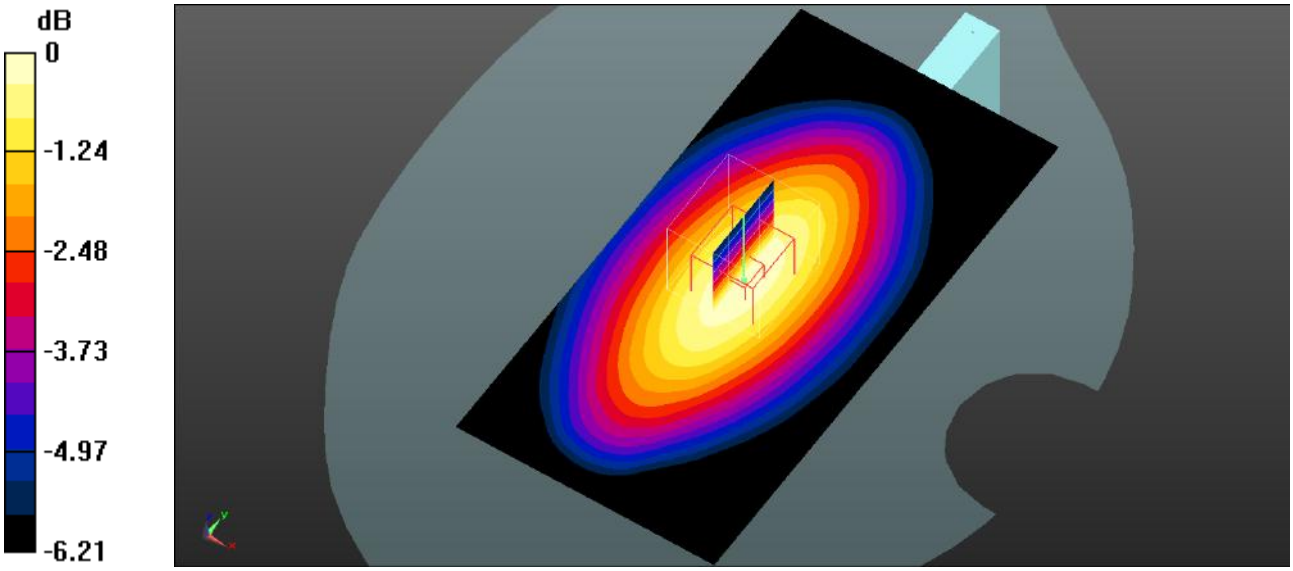

0 dB = 0.124 W/kg = -9.07 dBW/kg

Plot 108#: LTE Band 12_50%RB_Body Right_Mid

DUT: Mobile Phone; Type: ART 3 LITE; Serial: SZNS220524-22419E-SA-S1

Communication System: UID 0, Generic FDD-LTE (0); Frequency: 707.5 MHz;Duty Cycle: 1:1
Medium parameters used (interpolated): f = 707.5 MHz; σ = 0.874 S/m; εr = 42.885; ρ = 1000 kg/m^3
Phantom section: Flat Section

DASY5 Configuration:

- Probe: EX3DV4- SN3619; ConvF(8.63, 8.63, 8.63); Calibrated: 2021/08/25
- Sensor-Surface: 4mm (Mechanical Surface Detection)
- Electronics: DAE4 Sn1211; Calibrated: 2022/03/01
- Phantom: Twin SAM; Type: QD000P40CD; Serial: TP:1744
- Measurement SW: DASY52, Version 52.10 (4); SEMCAD X Version 14.6.14 (7501)

Body Right/LTE Band 12 50%RB Mid/Area Scan (61x121x1): Interpolated grid: dx=1.500 mm, dy=1.500 mm
Maximum value of SAR (interpolated) = 0.102 W/kg

Body Right/LTE Band 12 50%RB Mid/Zoom Scan (5x5x7)/Cube 0: Measurement grid: dx=8mm, dy=8mm, dz=5mm
Reference Value = 10.88 V/m; Power Drift = -0.07 dB
Peak SAR (extrapolated) = 0.126 W/kg
SAR(1 g) = 0.099 W/kg; SAR(10 g) = 0.074 W/kg
Maximum value of SAR (measured) = 0.102 W/kg

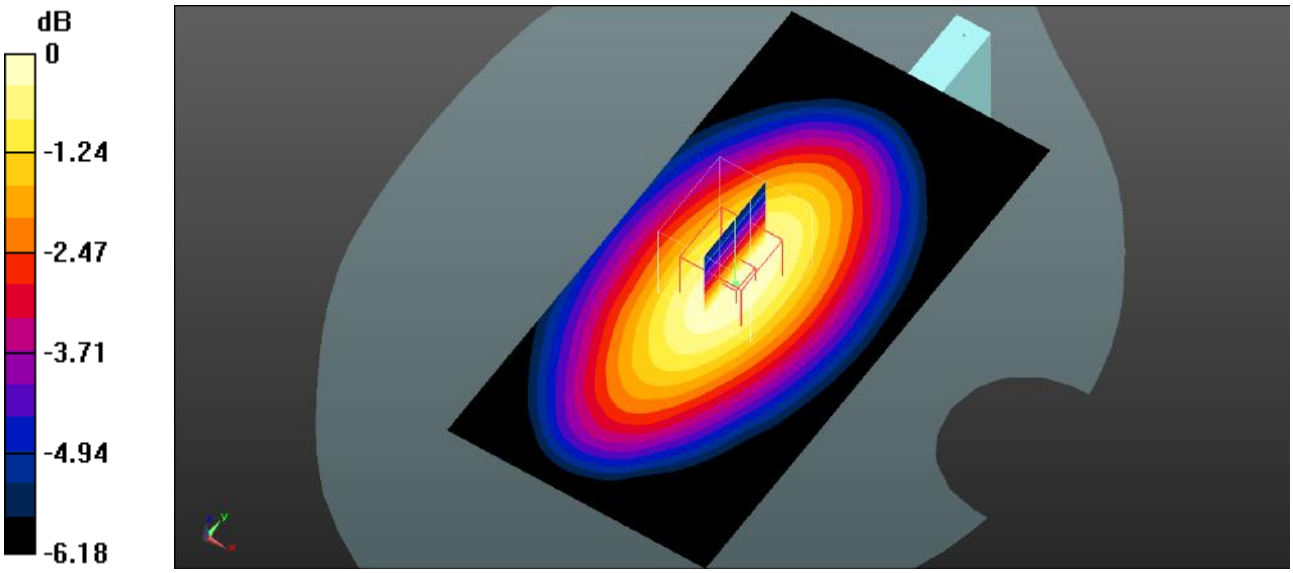

0 dB = 0.102 W/kg = -9.91 dBW/kg

Plot 109#: LTE Band 12_1RB_Body Bottom_Mid

DUT: Mobile Phone; Type: ART 3 LITE; Serial: SZNS220524-22419E-SA-S1

Communication System: UID 0, Generic FDD-LTE (0); Frequency: 707.5 MHz;Duty Cycle: 1:1
Medium parameters used (interpolated): f = 707.5 MHz; σ = 0.874 S/m; εr = 42.885; ρ = 1000 kg/m^3
Phantom section: Flat Section

DASY5 Configuration:

- Probe: EX3DV4- SN3619; ConvF(8.63, 8.63, 8.63); Calibrated: 2021/08/25
- Sensor-Surface: 4mm (Mechanical Surface Detection)
- Electronics: DAE4 Sn1211; Calibrated: 2022/03/01
- Phantom: Twin SAM; Type: QD000P40CD; Serial: TP:1744
- Measurement SW: DASY52, Version 52.10 (4); SEMCAD X Version 14.6.14 (7501)

Body Bottom/LTE Band 12 1RB Mid/Area Scan (71x91x1): Interpolated grid: dx=1.500 mm, dy=1.500 mm
Maximum value of SAR (interpolated) = 0.0426 W/kg

Body Bottom/LTE Band 12 1RB Mid/Zoom Scan (5x5x7)/Cube 0: Measurement grid: dx=8mm, dy=8mm, dz=5mm
Reference Value = 6.887 V/m; Power Drift = -0.13 dB
Peak SAR (extrapolated) = 0.0740 W/kg
SAR(1 g) = 0.044 W/kg; SAR(10 g) = 0.032 W/kg
Maximum value of SAR (measured) = 0.0450 W/kg

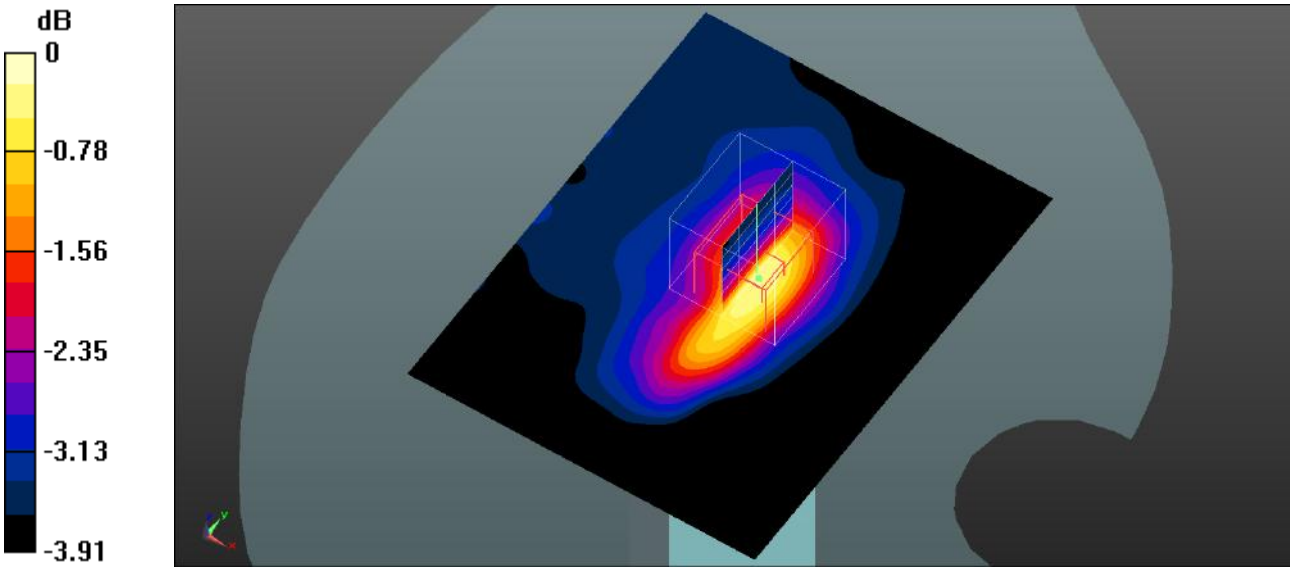

0 dB = 0.0450 W/kg = -13.47 dBW/kg

Plot 110#: LTE Band 12_50%RB_Body Bottom_Mid

DUT: Mobile Phone; Type: ART 3 LITE; Serial: SZNS220524-22419E-SA-S1

Communication System: UID 0, Generic FDD-LTE (0); Frequency: 707.5 MHz;Duty Cycle: 1:1
Medium parameters used (interpolated): f = 707.5 MHz; σ = 0.874 S/m; εr = 42.885; ρ = 1000 kg/m^3
Phantom section: Flat Section

DASY5 Configuration:

- Probe: EX3DV4- SN3619; ConvF(8.63, 8.63, 8.63); Calibrated: 2021/08/25
- Sensor-Surface: 4mm (Mechanical Surface Detection)
- Electronics: DAE4 Sn1211; Calibrated: 2022/03/01
- Phantom: Twin SAM; Type: QD000P40CD; Serial: TP:1744
- Measurement SW: DASY52, Version 52.10 (4); SEMCAD X Version 14.6.14 (7501)

Body Bottom/LTE Band 12 50%RB Mid/Area Scan (71x91x1): Interpolated grid: dx=1.500 mm, dy=1.500 mm
Maximum value of SAR (interpolated) = 0.0388 W/kg

Body Bottom/LTE Band 12 50%RB Mid/Zoom Scan (5x5x7)/Cube 0: Measurement grid: dx=8mm, dy=8mm, dz=5mm
Reference Value = 6.605 V/m; Power Drift = -0.02 dB
Peak SAR (extrapolated) = 0.0580 W/kg
SAR(1 g) = 0.038 W/kg; SAR(10 g) = 0.028 W/kg
Maximum value of SAR (measured) = 0.0392 W/kg

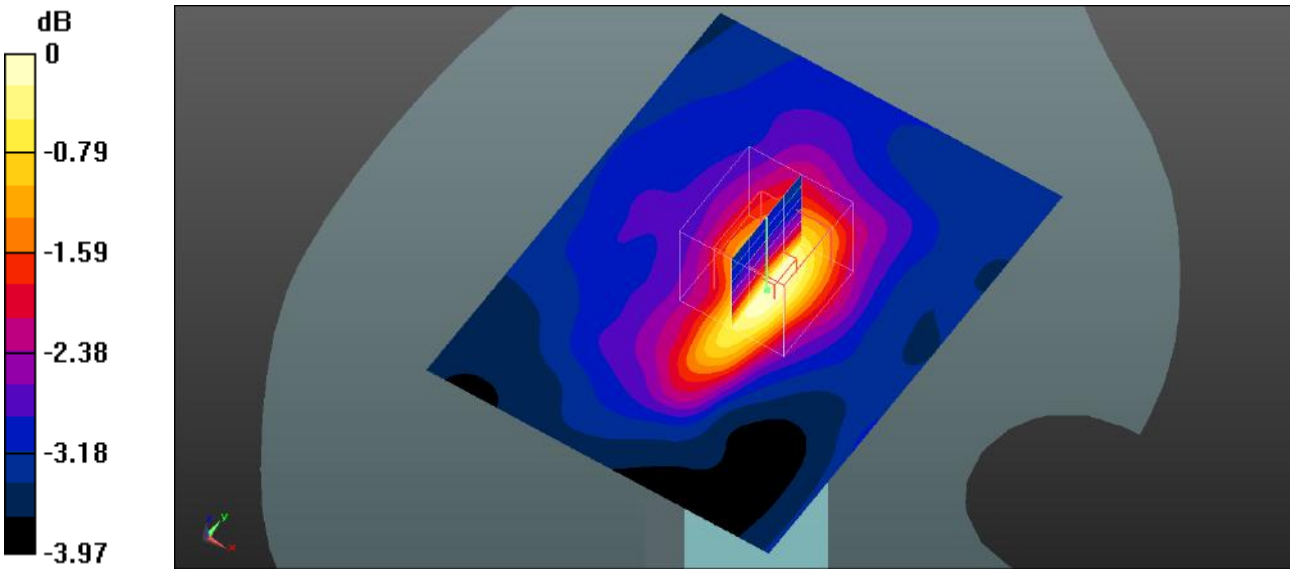

0 dB = 0.0392 W/kg = -14.07 dBW/kg

Plot 111#: 2.4Gwifi_Head Left Cheek_High

DUT: Mobile Phone; Type: ART 3 LITE; Serial: SZNS220524-22419E-SA-S1

Communication System: UID 0, 2.4G DTS (0); Frequency: 2462 MHz;Duty Cycle: 1:1
Medium parameters used (interpolated): f = 2462 MHz; σ = 1.867 S/m; ε_r = 38.26; ρ = 1000 kg/m^3
Phantom section: Left Section

DASY5 Configuration:

- Probe: EX3DV4- SN3619; ConvF(6.69, 6.69, 6.69); Calibrated: 2021/08/25
- Sensor-Surface: 4mm (Mechanical Surface Detection)
- Electronics: DAE4 Sn1211; Calibrated: 2022/03/01
- Phantom: Twin SAM; Type: QD000P40CD; Serial: TP:1744
- Measurement SW: DASY52, Version 52.10 (4); SEMCAD X Version 14.6.14 (7501)

Head Left Cheek/WLAN 802.11b High/Area Scan (101x101x1): Interpolated grid: dx=1.000 mm, dy=1.000 mm
Maximum value of SAR (interpolated) = 0.367 W/kg

Head Left Cheek/WLAN 802.11b High/Zoom Scan (7x7x7)/Cube 0: Measurement grid: dx=5mm, dy=5mm, dz=5mm
Reference Value = 7.313 V/m; Power Drift = 0.10 dB
Peak SAR (extrapolated) = 0.496 W/kg
SAR(1 g) = 0.325 W/kg; SAR(10 g) = 0.208 W/kg
Maximum value of SAR (measured) = 0.353 W/kg

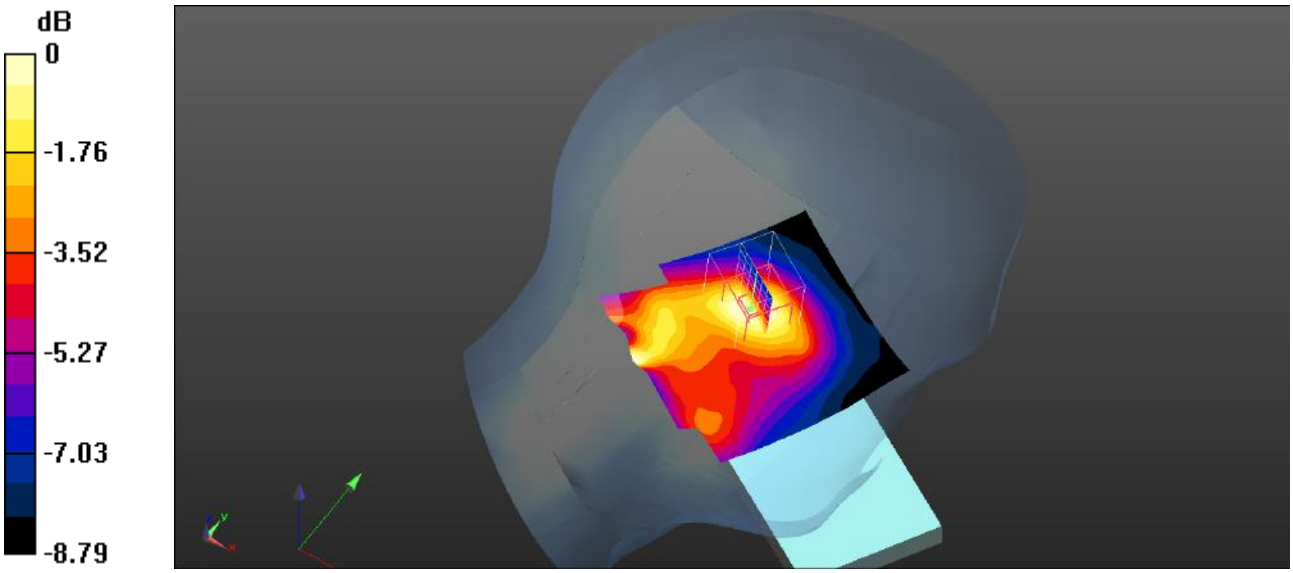

0 dB = 0.353 W/kg = -4.52 dBW/kg

Plot 112#: 2.4Gwifi_Head Left Tilt_High

DUT: Mobile Phone; Type: ART 3 LITE; Serial: SZNS220524-22419E-SA-S1

Communication System: UID 0, 2.4G DTS (0); Frequency: 2462 MHz;Duty Cycle: 1:1
Medium parameters used (interpolated): f = 2462 MHz; σ = 1.867 S/m; ε_r = 38.26; ρ = 1000 kg/m^3
Phantom section: Left Section

DASY5 Configuration:

- Probe: EX3DV4- SN3619; ConvF(6.69, 6.69, 6.69); Calibrated: 2021/08/25
- Sensor-Surface: 4mm (Mechanical Surface Detection)
- Electronics: DAE4 Sn1211; Calibrated: 2022/03/01
- Phantom: Twin SAM; Type: QD000P40CD; Serial: TP:1744
- Measurement SW: DASY52, Version 52.10 (4); SEMCAD X Version 14.6.14 (7501)

Head Left Tilt/WLAN 802.11b High/Area Scan (101x101x1): Interpolated grid: dx=1.000 mm, dy=1.000 mm
Maximum value of SAR (interpolated) = 0.376 W/kg

Head Left Tilt/WLAN 802.11b High/Zoom Scan (7x7x7)/Cube 0: Measurement grid: dx=5mm, dy=5mm, dz=5mm
Reference Value = 7.428 V/m; Power Drift = -0.18 dB
Peak SAR (extrapolated) = 0.524 W/kg
SAR(1 g) = 0.276 W/kg; SAR(10 g) = 0.139 W/kg
Maximum value of SAR (measured) = 0.342 W/kg

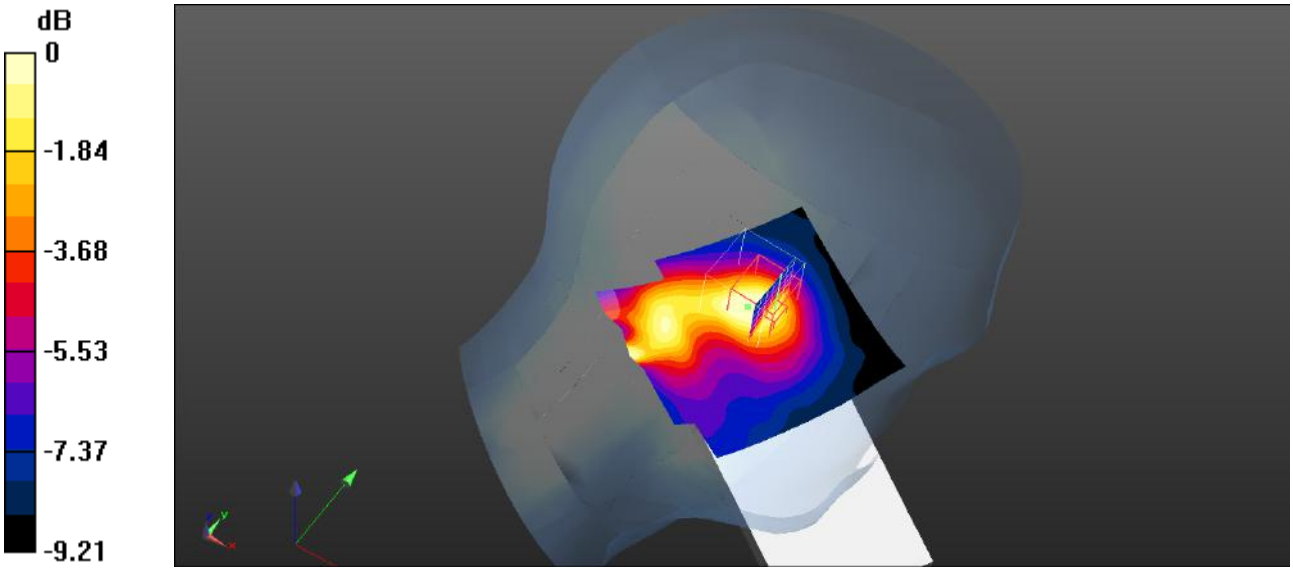

0 dB = 0.342 W/kg = -4.66 dBW/kg

Plot 113#: 2.4Gwifi _Head Right Cheek_High

DUT: Mobile Phone; Type: ART 3 LITE; Serial: SZNS220524-22419E-SA-S1

Communication System: UID 0, 2.4G DTS (0); Frequency: 2462 MHz;Duty Cycle: 1:1
Medium parameters used (interpolated): f = 2462 MHz; σ = 1.867 S/m; ε_r = 38.26; ρ = 1000 kg/m^3
Phantom section: Right Section

DASY5 Configuration:

- Probe: EX3DV4- SN3619; ConvF(6.69, 6.69, 6.69); Calibrated: 2021/08/25
- Sensor-Surface: 4mm (Mechanical Surface Detection)
- Electronics: DAE4 Sn1211; Calibrated: 2022/03/01
- Phantom: Twin SAM; Type: QD000P40CD; Serial: TP:1744
- Measurement SW: DASY52, Version 52.10 (4); SEMCAD X Version 14.6.14 (7501)

Head Right Cheek/WLAN 802.11b High/Area Scan (101x101x1): Interpolated grid: dx=1.000 mm, dy=1.000 mm
Maximum value of SAR (interpolated) = 0.709 W/kg

Head Right Cheek/WLAN 802.11b High/Zoom Scan (7x7x7)/Cube 0: Measurement grid: dx=5mm, dy=5mm, dz=5mm
Reference Value = 11.69 V/m; Power Drift = -0.12 dB
Peak SAR (extrapolated) = 1.02 W/kg
SAR(1 g) = 0.553 W/kg; SAR(10 g) = 0.300 W/kg
Maximum value of SAR (measured) = 0.621 W/kg

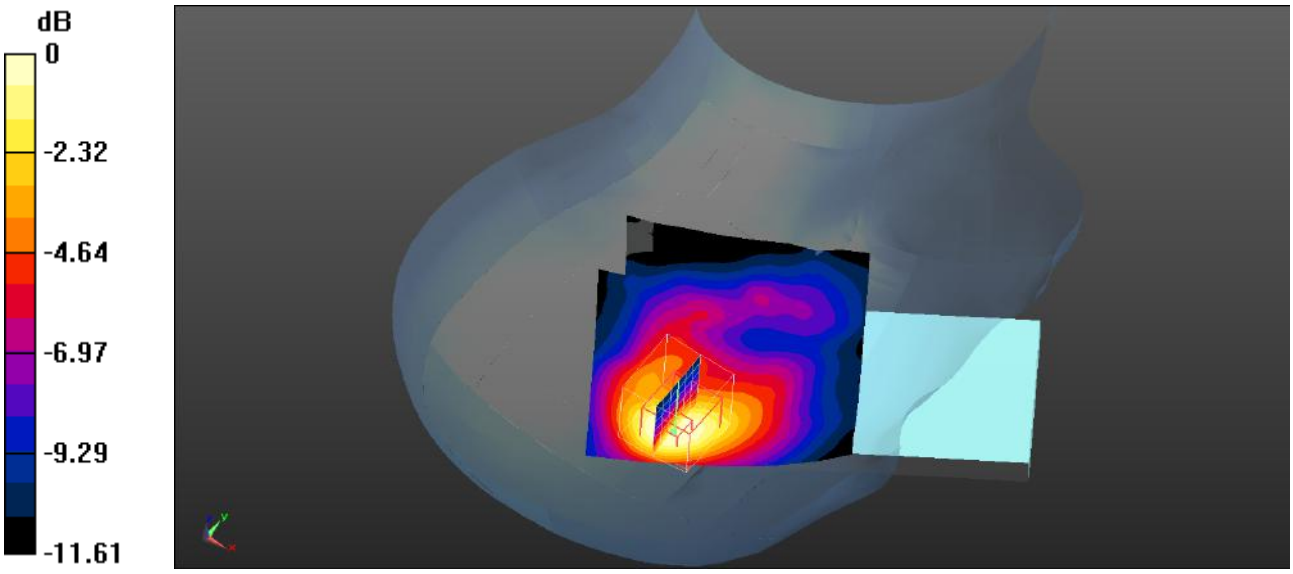

0 dB = 0.621 W/kg = -2.07 dBW/kg

Plot 114#: 2.4Gwifi _Head Right Tilt_High

DUT: Mobile Phone; Type: ART 3 LITE; Serial: SZNS220524-22419E-SA-S1

Communication System: UID 0, 2.4G DTS (0); Frequency: 2462 MHz;Duty Cycle: 1:1
Medium parameters used (interpolated): f = 2462 MHz; σ = 1.867 S/m; ε_r = 38.26; ρ = 1000 kg/m^3
Phantom section: Right Section

DASY5 Configuration:

- Probe: EX3DV4- SN3619; ConvF(6.69, 6.69, 6.69); Calibrated: 2021/08/25
- Sensor-Surface: 4mm (Mechanical Surface Detection)
- Electronics: DAE4 Sn1211; Calibrated: 2022/03/01
- Phantom: Twin SAM; Type: QD000P40CD; Serial: TP:1744
- Measurement SW: DASY52, Version 52.10 (4); SEMCAD X Version 14.6.14 (7501)

Head Right Tilt/WLAN 802.11b High/Area Scan (101x101x1): Interpolated grid: dx=1.000 mm, dy=1.000 mm
Maximum value of SAR (interpolated) = 0.730 W/kg

Head Right Tilt/WLAN 802.11b High/Zoom Scan (7x7x7)/Cube 0: Measurement grid: dx=5mm, dy=5mm, dz=5mm
Reference Value = 14.09 V/m; Power Drift = -0.15 dB
Peak SAR (extrapolated) = 1.20 W/kg
SAR(1 g) = 0.568 W/kg; SAR(10 g) = 0.291 W/kg
Maximum value of SAR (measured) = 0.631 W/kg

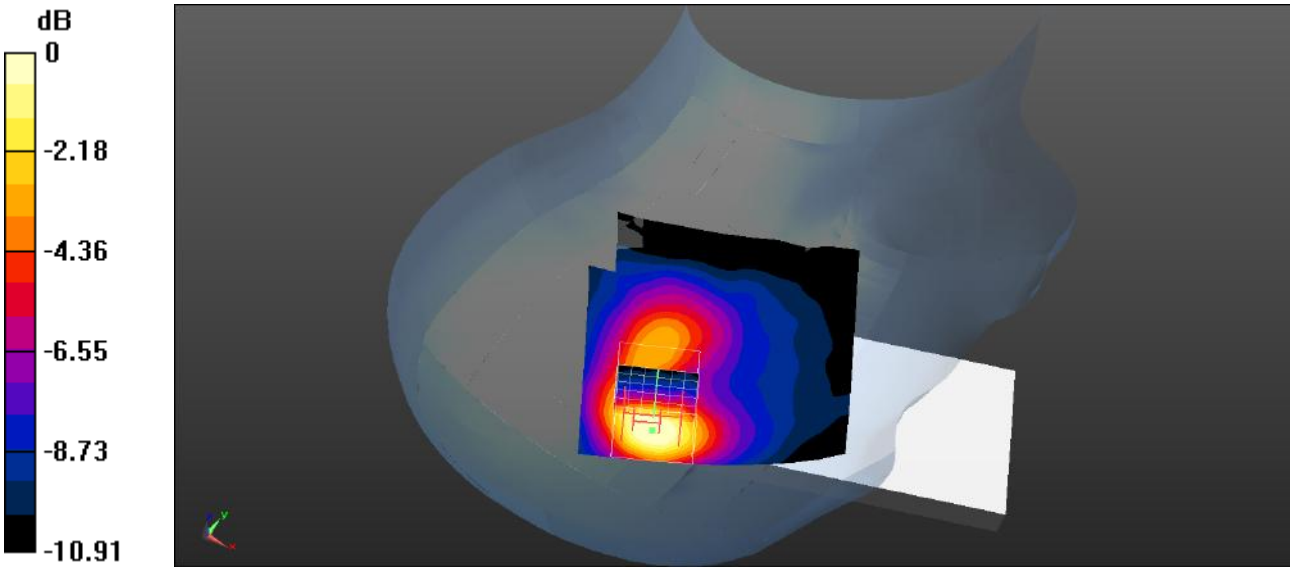

0 dB = 0.631 W/kg = -2.00 dBW/kg

Plot 115#: 2.4Gwifi_Body Front_High

DUT: Mobile Phone; Type: ART 3 LITE; Serial: SZNS220524-22419E-SA-S1

Communication System: UID 0, 2.4G DTS (0); Frequency: 2462 MHz;Duty Cycle: 1:1
Medium parameters used (interpolated): f = 2462 MHz; σ = 1.867 S/m; ε_r = 38.26; ρ = 1000 kg/m^3
Phantom section: Flat Section

DASY5 Configuration:

- Probe: EX3DV4- SN3619; ConvF(6.69, 6.69, 6.69); Calibrated: 2021/08/25
- Sensor-Surface: 4mm (Mechanical Surface Detection)
- Electronics: DAE4 Sn1211; Calibrated: 2022/03/01
- Phantom: Twin SAM; Type: QD000P40CD; Serial: TP:1744
- Measurement SW: DASY52, Version 52.10 (4); SEMCAD X Version 14.6.14 (7501)

Body Front/WLAN 802.11b High/Area Scan (101x171x1): Interpolated grid: dx=1.000 mm, dy=1.000 mm
Maximum value of SAR (interpolated) = 0.205 W/kg

Body Front/lWLAN 802.11b High/Zoom Scan (7x7x7)/Cube 0: Measurement grid: dx=5mm, dy=5mm, dz=5mm
Reference Value = 6.097 V/m; Power Drift = -0.08 dB
Peak SAR (extrapolated) = 0.283 W/kg
SAR(1 g) = 0.173 W/kg; SAR(10 g) = 0.113 W/kg
Maximum value of SAR (measured) = 0.184 W/kg

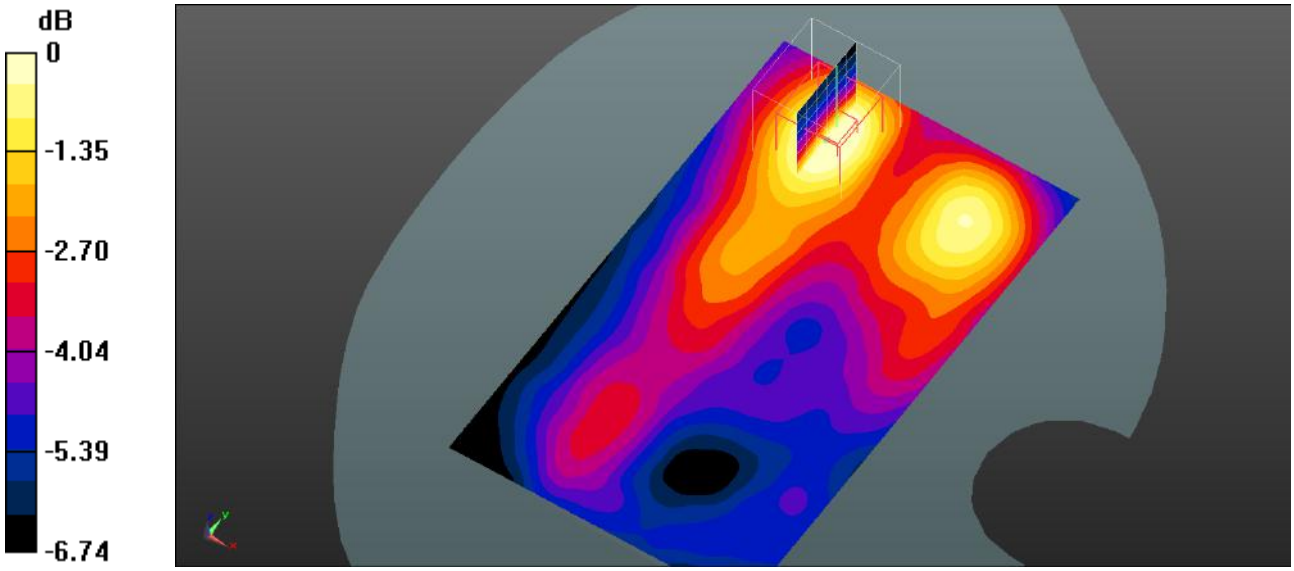

0 dB = 0.184 W/kg = -7.35 dBW/kg

Plot 116#: 2.4Gwifi_Body Back_High

DUT: Mobile Phone; Type: ART 3 LITE; Serial: SZNS220524-22419E-SA-S1

Communication System: UID 0, 2.4G DTS (0); Frequency: 2462 MHz;Duty Cycle: 1:1
Medium parameters used (interpolated): f = 2462 MHz; σ = 1.867 S/m; ε_r = 38.26; ρ = 1000 kg/m^3
Phantom section: Flat Section

DASY5 Configuration:

- Probe: EX3DV4- SN3619; ConvF(6.69, 6.69, 6.69); Calibrated: 2021/08/25
- Sensor-Surface: 4mm (Mechanical Surface Detection)
- Electronics: DAE4 Sn1211; Calibrated: 2022/03/01
- Phantom: Twin SAM; Type: QD000P40CD; Serial: TP:1744
- Measurement SW: DASY52, Version 52.10 (4); SEMCAD X Version 14.6.14 (7501)

Body Back/WLAN 802.11b High/Area Scan (91x101x1): Interpolated grid: dx=1.000 mm, dy=1.000 mm
Maximum value of SAR (interpolated) = 0.0703 W/kg

Body Back/WLAN 802.11b High/Zoom Scan (7x7x7)/Cube 0: Measurement grid: dx=5mm, dy=5mm, dz=5mm
Reference Value = 4.734 V/m; Power Drift = -0.14 dB
Peak SAR (extrapolated) = 0.0380 W/kg
SAR(1 g) = 0.036 W/kg; SAR(10 g) = 0.035 W/kg
Maximum value of SAR (measured) = 0.0380 W/kg

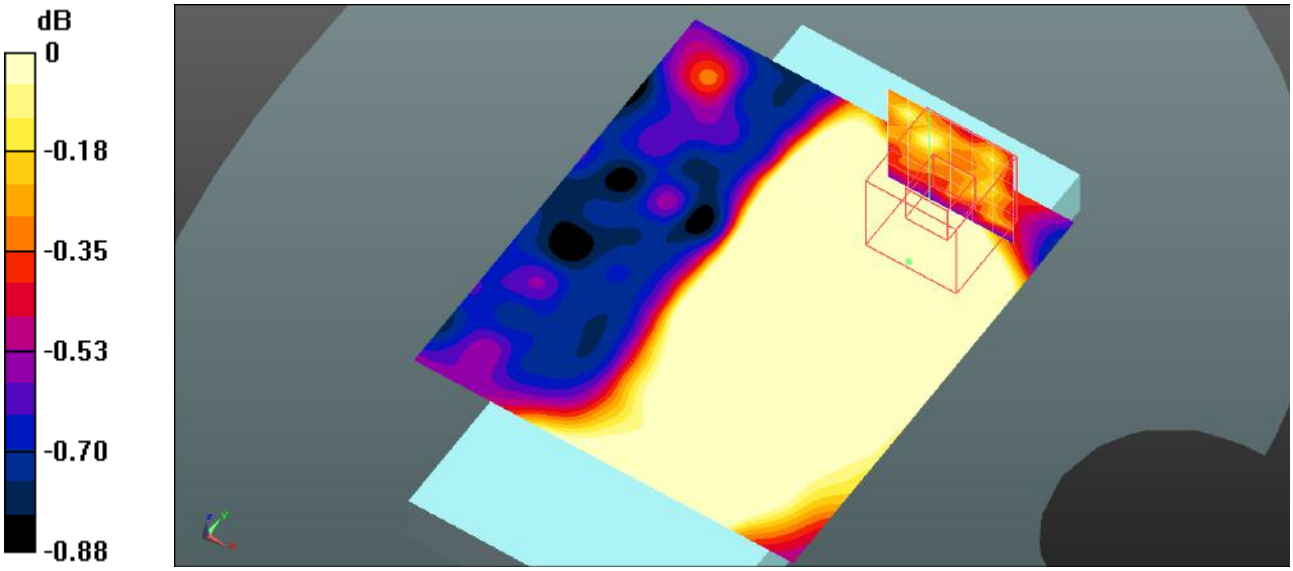

0 dB = 0.0380 W/kg = -14.20 dBW/kg

Plot 117#: 2.4Gwifi_Body Left_High

DUT: Mobile Phone; Type: ART 3 LITE; Serial: SZNS220524-22419E-SA-S1

Communication System: UID 0, 2.4G DTS (0); Frequency: 2462 MHz;Duty Cycle: 1:1
Medium parameters used (interpolated): f = 2462 MHz; σ = 1.867 S/m; ε_r = 38.26; ρ = 1000 kg/m^3
Phantom section: Flat Section

DASY5 Configuration:

- Probe: EX3DV4- SN3619; ConvF(6.69, 6.69, 6.69); Calibrated: 2021/08/25
- Sensor-Surface: 4mm (Mechanical Surface Detection)
- Electronics: DAE4 Sn1211; Calibrated: 2022/03/01
- Phantom: Twin SAM; Type: QD000P40CD; Serial: TP:1744
- Measurement SW: DASY52, Version 52.10 (4); SEMCAD X Version 14.6.14 (7501)

Body Left/WLAN 802.11b High/Area Scan (61x101x1): Interpolated grid: dx=1.000 mm, dy=1.000 mm
Maximum value of SAR (interpolated) = 0.0676 W/kg

Body Left/WLAN 802.11b High/Zoom Scan (7x7x7)/Cube 0: Measurement grid: dx=5mm, dy=5mm, dz=5mm
Reference Value = 5.390 V/m; Power Drift = -0.17 dB
Peak SAR (extrapolated) = 0.0410 W/kg
SAR(1 g) = 0.039 W/kg; SAR(10 g) = 0.037 W/kg
Maximum value of SAR (measured) = 0.0410 W/kg

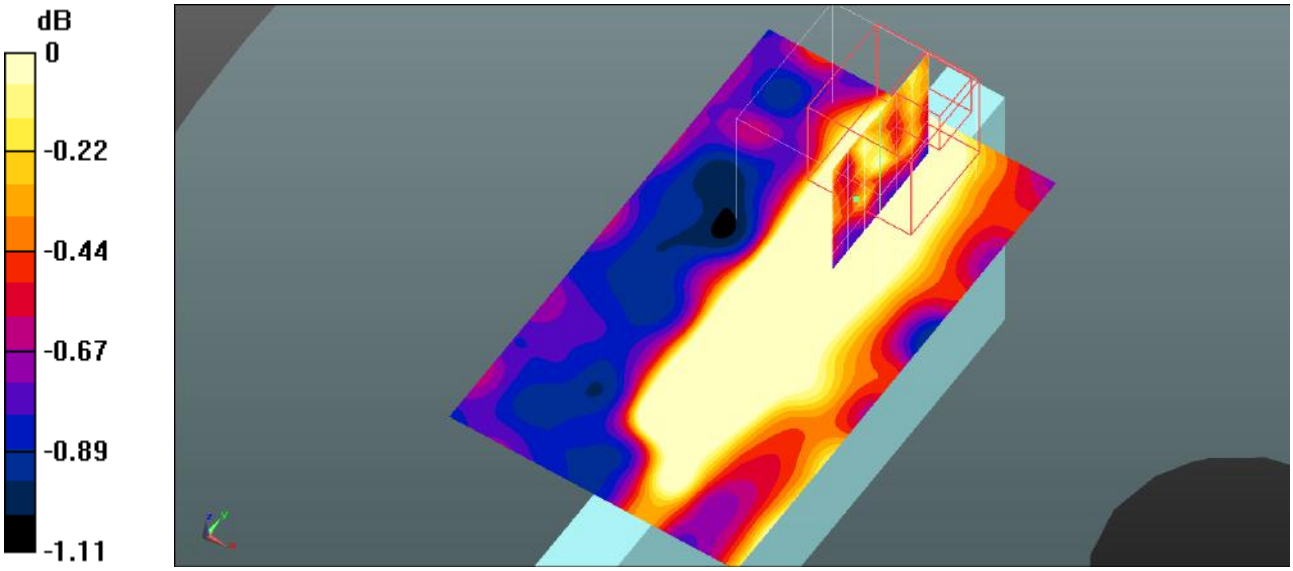

0 dB = 0.0410 W/kg = -13.87 dBW/kg

Plot 118#: 2.4Gwifi_Body Top_High

DUT: Mobile Phone; Type: ART 3 LITE; Serial: SZNS220524-22419E-SA-S1

Communication System: UID 0, 2.4G DTS (0); Frequency: 2462 MHz;Duty Cycle: 1:1
Medium parameters used (interpolated): f = 2462 MHz; σ = 1.867 S/m; ε_r = 38.26; ρ = 1000 kg/m^3
Phantom section: Flat Section

DASY5 Configuration:

- Probe: EX3DV4- SN3619; ConvF(6.69, 6.69, 6.69); Calibrated: 2021/08/25
- Sensor-Surface: 4mm (Mechanical Surface Detection)
- Electronics: DAE4 Sn1211; Calibrated: 2022/03/01
- Phantom: Twin SAM; Type: QD000P40CD; Serial: TP:1744
- Measurement SW: DASY52, Version 52.10 (4); SEMCAD X Version 14.6.14 (7501)

Body Top/WLAN 802.11b High/Area Scan (61x101x1): Interpolated grid: dx=1.000 mm, dy=1.000 mm
Maximum value of SAR (interpolated) = 0.0508 W/kg

Body Top/WLAN 802.11b High/Zoom Scan (7x7x7)/Cube 0: Measurement grid: dx=5mm, dy=5mm, dz=5mm
Reference Value = 5.299 V/m; Power Drift = -0.10 dB
Peak SAR (extrapolated) = 0.0390 W/kg
SAR(1 g) = 0.036 W/kg; SAR(10 g) = 0.036 W/kg
Maximum value of SAR (measured) = 0.0386 W/kg

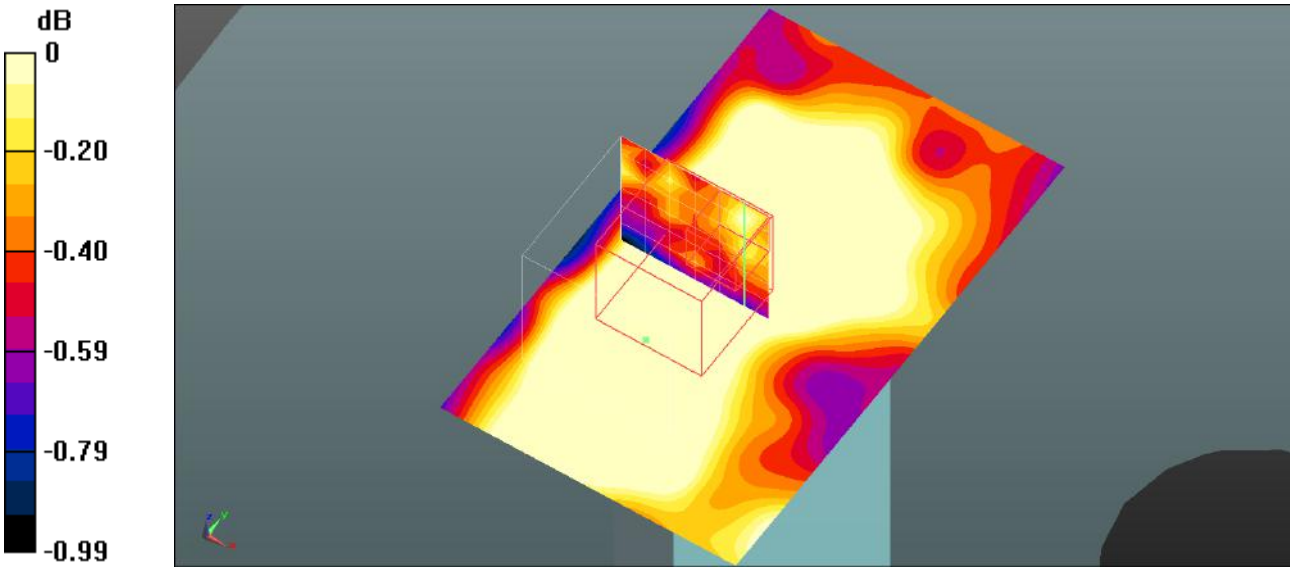

0 dB = 0.0386 W/kg = -14.13 dBW/kg

Plot 119#: Bluetooth_Head Left Cheek_Low

DUT: Mobile Phone; Type: ART 3 LITE; Serial: SZNS220524-22419E-SA-S1

Communication System: UID 0, Bluetooth(8DPSK) (0); Frequency: 2441 MHz;Duty Cycle: 1:1.3
Medium parameters used (interpolated): f = 2402 MHz; σ = 1.803 S/m; ε_r = 39.571; ρ = 1000 kg/m^3
Phantom section: Left Section

DASY5 Configuration:

- Probe: EX3DV4- SN3619; ConvF(6.69, 6.69, 6.69); Calibrated: 2021/08/25
- Sensor-Surface: 4mm (Mechanical Surface Detection)
- Electronics: DAE4 Sn1211; Calibrated: 2022/03/01
- Phantom: Twin SAM; Type: QD000P40CD; Serial: TP:1744
- Measurement SW: DASY52, Version 52.10 (4); SEMCAD X Version 14.6.14 (7501)

Head Left Cheek/Bluetooth BDR(8DPSK) Mid/Area Scan (11x11x1): Measurement grid: dx=10mm, dy=10mm
Maximum value of SAR (measured) = 0.00513 W/kg

Head Left Cheek/Bluetooth BDR(8DPSK) Mid/Zoom Scan (7x7x7)/Cube 0: Measurement grid: dx=5mm, dy=5mm, dz=5mm
Reference Value = 1.018 V/m; Power Drift = 0.02 dB
Peak SAR (extrapolated) = 0.0120 W/kg
SAR(1 g) = 0.00364 W/kg; SAR(10 g) = 0.00187 W/kg
Maximum value of SAR (measured) = 0.00473 W/kg



0 dB = 0.00473 W/kg = -23.25 dBW/kg

Plot 120#: Bluetooth_Head Left Tilt_Low

DUT: Mobile Phone; Type: ART 3 LITE; Serial: SZNS220524-22419E-SA-S1

Communication System: UID 0, Bluetooth(8DPSK) (0); Frequency: 2402 MHz;Duty Cycle: 1:1.3
Medium parameters used (interpolated): f = 2402 MHz; σ = 1.803 S/m; ε_r = 39.571; ρ = 1000 kg/m^3
Phantom section: Left Section

DASY5 Configuration:

- Probe: EX3DV4- SN3619; ConvF(6.69, 6.69, 6.69); Calibrated: 2021/08/25
- Sensor-Surface: 4mm (Mechanical Surface Detection)
- Electronics: DAE4 Sn1211; Calibrated: 2022/03/01
- Phantom: Twin SAM; Type: QD000P40CD; Serial: TP:1744
- Measurement SW: DASY52, Version 52.10 (4); SEMCAD X Version 14.6.14 (7501)

Head Left Tilt/Bluetooth BDR(8DPSK) Mid/Area Scan (11x11x1): Measurement grid: dx=10mm, dy=10mm
Maximum value of SAR (measured) = 0.00446 W/kg

Head Left Tilt/Bluetooth BDR(8DPSK) Mid/Zoom Scan (7x7x7)/Cube 0: Measurement grid: dx=5mm, dy=5mm, dz=5mm
Reference Value = 0.9880 V/m; Power Drift = 0.15 dB
Peak SAR (extrapolated) = 0.0260 W/kg
SAR(1 g) = 0.00408 W/kg; SAR(10 g) = 0.00159 W/kg
Maximum value of SAR (measured) = 0.0117 W/kg



0 dB = 0.0117 W/kg = -19.32 dBW/kg

Plot 121#: Bluetooth _Head Right Cheek_Low

DUT: Mobile Phone; Type: ART 3 LITE; Serial: SZNS220524-22419E-SA-S1

Communication System: UID 0, Bluetooth(8DPSK) (0); Frequency: 2402 MHz;Duty Cycle: 1:1.3
Medium parameters used (interpolated): f = 2402 MHz; σ = 1.803 S/m; ε_r = 39.571; ρ = 1000 kg/m^3
Phantom section: Right Section

DASY5 Configuration:

- Probe: EX3DV4- SN3619; ConvF(6.69, 6.69, 6.69); Calibrated: 2021/08/25
- Sensor-Surface: 4mm (Mechanical Surface Detection)
- Electronics: DAE4 Sn1211; Calibrated: 2022/03/01
- Phantom: Twin SAM; Type: QD000P40CD; Serial: TP:1744
- Measurement SW: DASY52, Version 52.10 (4); SEMCAD X Version 14.6.14 (7501)

Head Right Cheek/Bluetooth BDR(8DPSK) Mid/Area Scan (11x11x1): Measurement grid: dx=10mm, dy=10mm
Maximum value of SAR (measured) = 0.00993 W/kg

Head Right Cheek/Bluetooth BDR(8DPSK) Mid/Zoom Scan (7x7x7)/Cube 0: Measurement grid: dx=5mm, dy=5mm, dz=5mm
Reference Value = 1.111 V/m; Power Drift = -0.09 dB
Peak SAR (extrapolated) = 0.0220 W/kg
SAR(1 g) = 0.0079 W/kg; SAR(10 g) = 0.00333 W/kg
Maximum value of SAR (measured) = 0.00918 W/kg

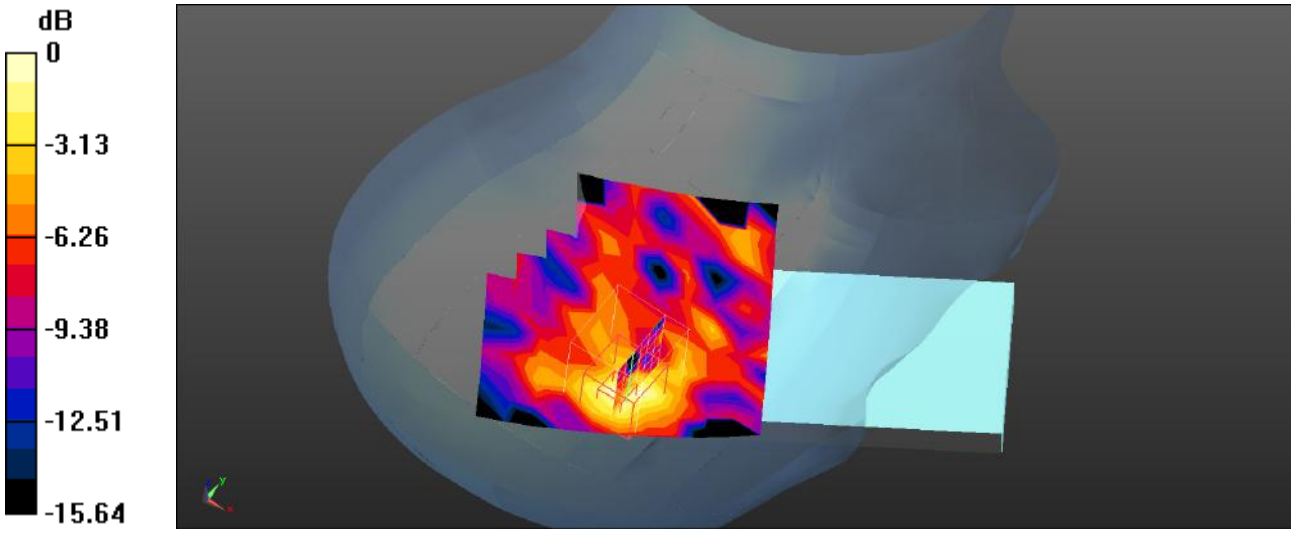

0 dB = 0.00918 W/kg = -20.37 dBW/kg

Plot 122#: Bluetooth _Head Right Tilt_Low

DUT: Mobile Phone; Type: ART 3 LITE; Serial: SZNS220524-22419E-SA-S1

Communication System: UID 0, Bluetooth(8DPSK) (0); Frequency: 2402 MHz;Duty Cycle: 1:1.3
Medium parameters used (interpolated): f = 2402 MHz; σ = 1.803 S/m; ε_r = 39.571; ρ = 1000 kg/m^3
Phantom section: Right Section

DASY5 Configuration:

- Probe: EX3DV4- SN3619; ConvF(6.69, 6.69, 6.69); Calibrated: 2021/08/25
- Sensor-Surface: 4mm (Mechanical Surface Detection)
- Electronics: DAE4 Sn1211; Calibrated: 2022/03/01
- Phantom: Twin SAM; Type: QD000P40CD; Serial: TP:1744
- Measurement SW: DASY52, Version 52.10 (4); SEMCAD X Version 14.6.14 (7501)

Head Right Tilt/Bluetooth BDR(8DPSK) Mid/Area Scan (11x11x1): Measurement grid: dx=10mm, dy=10mm
Maximum value of SAR (measured) = 0.00661 W/kg

Head Right Tilt/Bluetooth BDR(8DPSK) Mid/Zoom Scan (7x7x7)/Cube 0: Measurement grid: dx=5mm, dy=5mm, dz=5mm
Reference Value = 0.9080 V/m; Power Drift = 0.03 dB
Peak SAR (extrapolated) = 0.0120 W/kg
SAR(1 g) = 0.00692 W/kg; SAR(10 g) = 0.00303 W/kg
Maximum value of SAR (measured) = 0.00782 W/kg

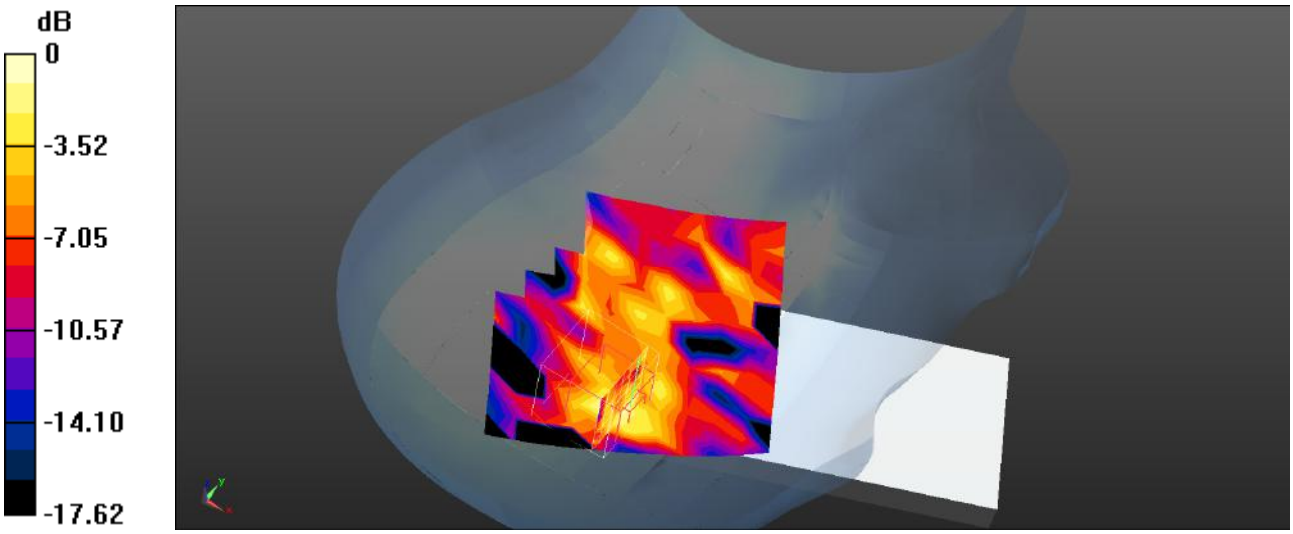

0 dB = 0.00782 W/kg = -21.07 dBW/kg

Plot 123#: Bluetooth_Body Front_Low

DUT: Mobile Phone; Type: ART 3 LITE; Serial: SZNS220524-22419E-SA-S1

Communication System: UID 0, Bluetooth(8DPSK) (0); Frequency: 2402 MHz;Duty Cycle: 1:1.3
Medium parameters used (interpolated): f = 2402 MHz; σ = 1.803 S/m; ε_r = 39.571; ρ = 1000 kg/m^3
Phantom section: Flat Section

DASY5 Configuration:

- Probe: EX3DV4- SN3619; ConvF(6.69, 6.69, 6.69); Calibrated: 2021/08/25
- Sensor-Surface: 4mm (Mechanical Surface Detection)
- Electronics: DAE4 Sn1211; Calibrated: 2022/03/01
- Phantom: Twin SAM; Type: QD000P40CD; Serial: TP:1744
- Measurement SW: DASY52, Version 52.10 (4); SEMCAD X Version 14.6.14 (7501)

Body Front/Bluetooth BDR(8DPSK) Mid/Area Scan (11x19x1): Measurement grid: dx=10mm, dy=10mm
Maximum value of SAR (measured) = 0.00389 W/kg

Body Front/Bluetooth BDR(8DPSK) Mid/Zoom Scan (7x7x7)/Cube 0: Measurement grid: dx=5mm, dy=5mm, dz=5mm
Reference Value = 0.7780 V/m; Power Drift = -0.01 dB
Peak SAR (extrapolated) = 0.00497 W/kg
SAR(1 g) = 0.000985 W/kg; SAR(10 g) = 0.000451 W/kg
Maximum value of SAR (measured) = 0.00362 W/kg

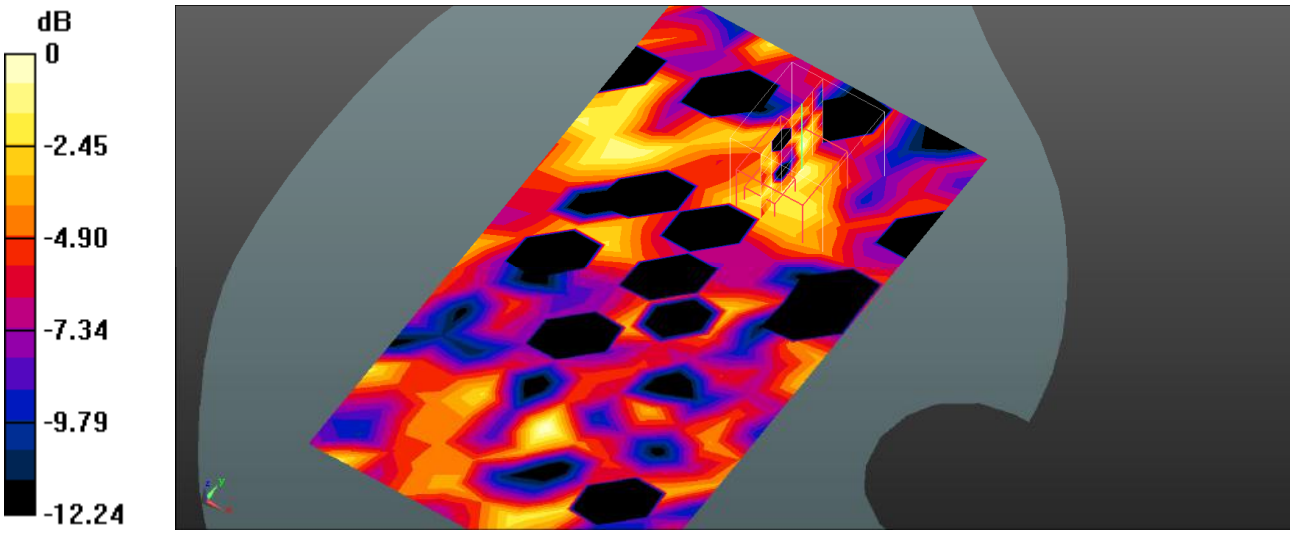

0 dB = 0.00362 W/kg = -24.41 dBW/kg

Plot 124#: Bluetooth_Body Back_Low

DUT: Mobile Phone; Type: ART 3 LITE; Serial: SZNS220524-22419E-SA-S1

Communication System: UID 0, Bluetooth(8DPSK) (0); Frequency: 2402 MHz;Duty Cycle: 1:1.3
Medium parameters used (interpolated): f = 2402 MHz; σ = 1.803 S/m; ε_r = 39.571; ρ = 1000 kg/m^3
Phantom section: Flat Section

DASY5 Configuration:

- Probe: EX3DV4- SN3619; ConvF(6.69, 6.69, 6.69); Calibrated: 2021/08/25
- Sensor-Surface: 4mm (Mechanical Surface Detection)
- Electronics: DAE4 Sn1211; Calibrated: 2022/03/01
- Phantom: Twin SAM; Type: QD000P40CD; Serial: TP:1744
- Measurement SW: DASY52, Version 52.10 (4); SEMCAD X Version 14.6.14 (7501)

Body Back/Bluetooth BDR(8DPSK) Mid/Area Scan (11x19x1): Measurement grid: dx=10mm, dy=10mm
Maximum value of SAR (measured) = 0.0113 W/kg

Body Back/Bluetooth BDR(8DPSK) Mid/Zoom Scan (7x7x7)/Cube 0: Measurement grid: dx=5mm, dy=5mm, dz=5mm
Reference Value = 0.8470 V/m; Power Drift = 0.09 dB
Peak SAR (extrapolated) = 0.0190 W/kg
SAR(1 g) = 0.0032 W/kg; SAR(10 g) = 0.000804 W/kg
Maximum value of SAR (measured) = 0.00405 W/kg

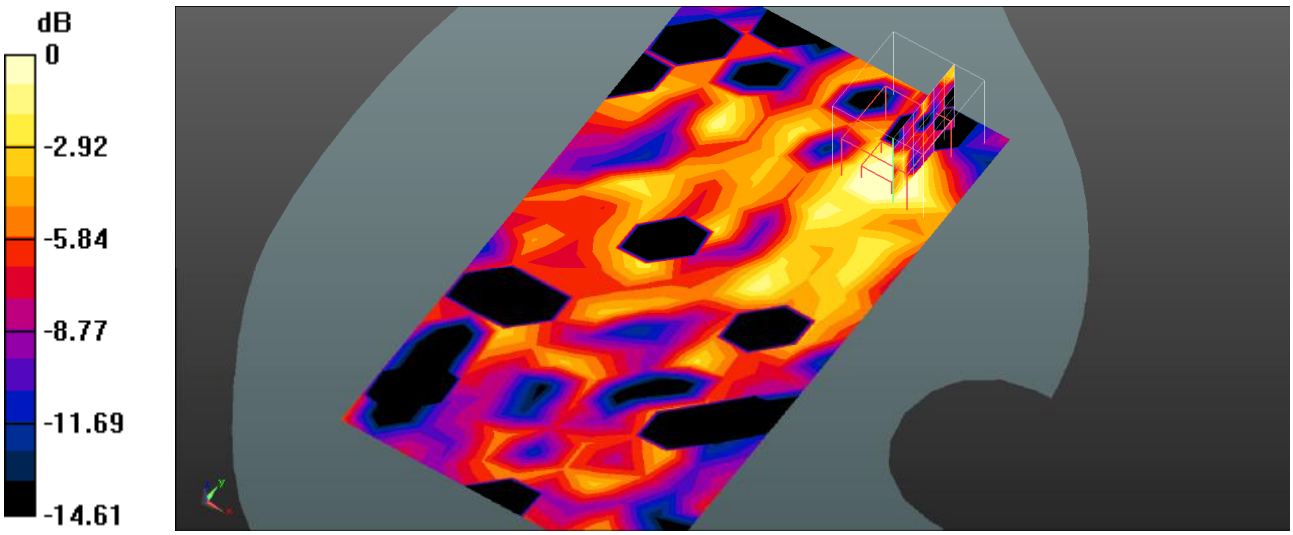

0 dB = 0.00405 W/kg = -23.93 dBW/kg

Plot 125#: Bluetooth_Body Left_Low

DUT: Mobile Phone; Type: ART 3 LITE; Serial: SZNS220524-22419E-SA-S1

Communication System: UID 0, Bluetooth(8DPSK) (0); Frequency: 2402 MHz;Duty Cycle: 1:1.3
Medium parameters used (interpolated): f = 2402 MHz; σ = 1.803 S/m; ε_r = 39.571; ρ = 1000 kg/m^3
Phantom section: Flat Section

DASY5 Configuration:

- Probe: EX3DV4- SN3619; ConvF(6.69, 6.69, 6.69); Calibrated: 2021/08/25
- Sensor-Surface: 4mm (Mechanical Surface Detection)
- Electronics: DAE4 Sn1211; Calibrated: 2022/03/01
- Phantom: Twin SAM; Type: QD000P40CD; Serial: TP:1744
- Measurement SW: DASY52, Version 52.10 (4); SEMCAD X Version 14.6.14 (7501)

Body Left/Bluetooth BDR(8DPSK) Mid/Area Scan (7x19x1): Measurement grid: dx=10mm, dy=10mm
Maximum value of SAR (measured) = 0.00548 W/kg

Body Left/Bluetooth BDR(8DPSK) Mid/Zoom Scan (7x7x7)/Cube 0: Measurement grid: dx=5mm, dy=5mm, dz=5mm
Reference Value = 1.755 V/m; Power Drift = -0.05 dB
Peak SAR (extrapolated) = 0.00518 W/kg
SAR(1 g) = 0.000593 W/kg; SAR(10 g) = 0.000181 W/kg
Maximum value of SAR (measured) = 0.00371 W/kg

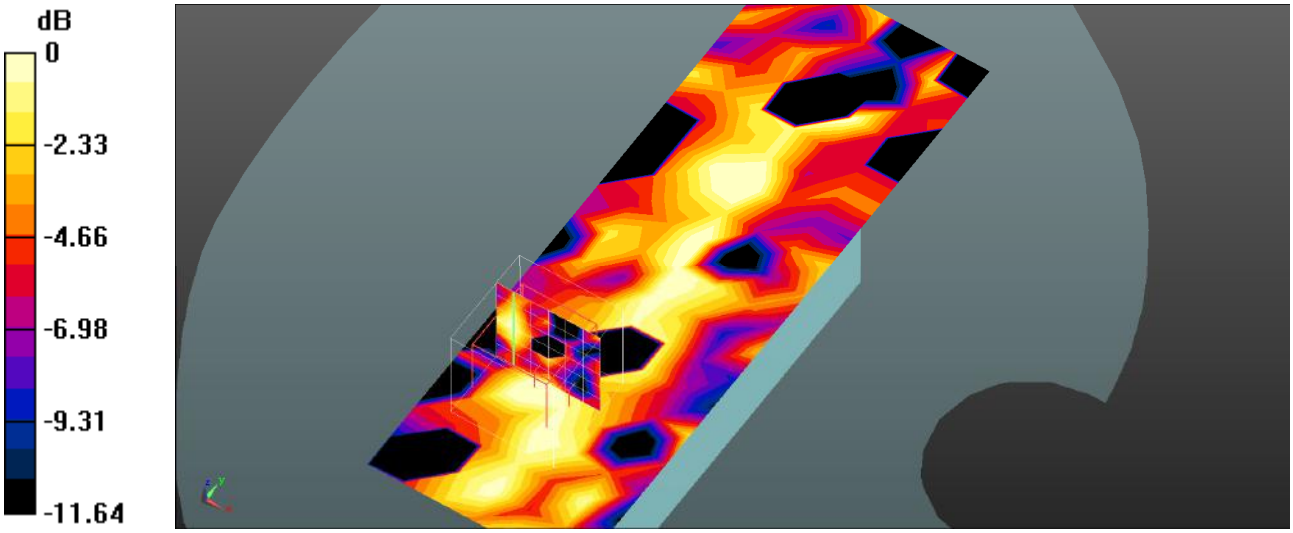

0 dB = 0.00371 W/kg = -24.31 dBW/kg

Plot 126#: Bluetooth_Body Top_Low

DUT: Mobile Phone; Type: ART 3 LITE; Serial: SZNS220524-22419E-SA-S1

Communication System: UID 0, Bluetooth(8DPSK) (0); Frequency: 2402 MHz;Duty Cycle: 1:1.3
Medium parameters used (interpolated): f = 2402 MHz; σ = 1.803 S/m; ε_r = 39.571; ρ = 1000 kg/m^3
Phantom section: Flat Section

DASY5 Configuration:

- Probe: EX3DV4- SN3619; ConvF(6.69, 6.69, 6.69); Calibrated: 2021/08/25
- Sensor-Surface: 4mm (Mechanical Surface Detection)
- Electronics: DAE4 Sn1211; Calibrated: 2022/03/01
- Phantom: Twin SAM; Type: QD000P40CD; Serial: TP:1744
- Measurement SW: DASY52, Version 52.10 (4); SEMCAD X Version 14.6.14 (7501)

Body Top/Bluetooth BDR(8DPSK) Mid/Area Scan (9x13x1): Measurement grid: dx=10mm, dy=10mm
Maximum value of SAR (measured) = 0.00328 W/kg

Body Top/Bluetooth BDR(8DPSK) Mid/Zoom Scan (7x7x7)/Cube 0: Measurement grid: dx=5mm, dy=5mm, dz=5mm
Reference Value = 1.367 V/m; Power Drift = -0.05 dB
Peak SAR (extrapolated) = 0.0110 W/kg
SAR(1 g) = 0.00179 W/kg; SAR(10 g) = 0.000512 W/kg
Maximum value of SAR (measured) = 0.00385 W/kg

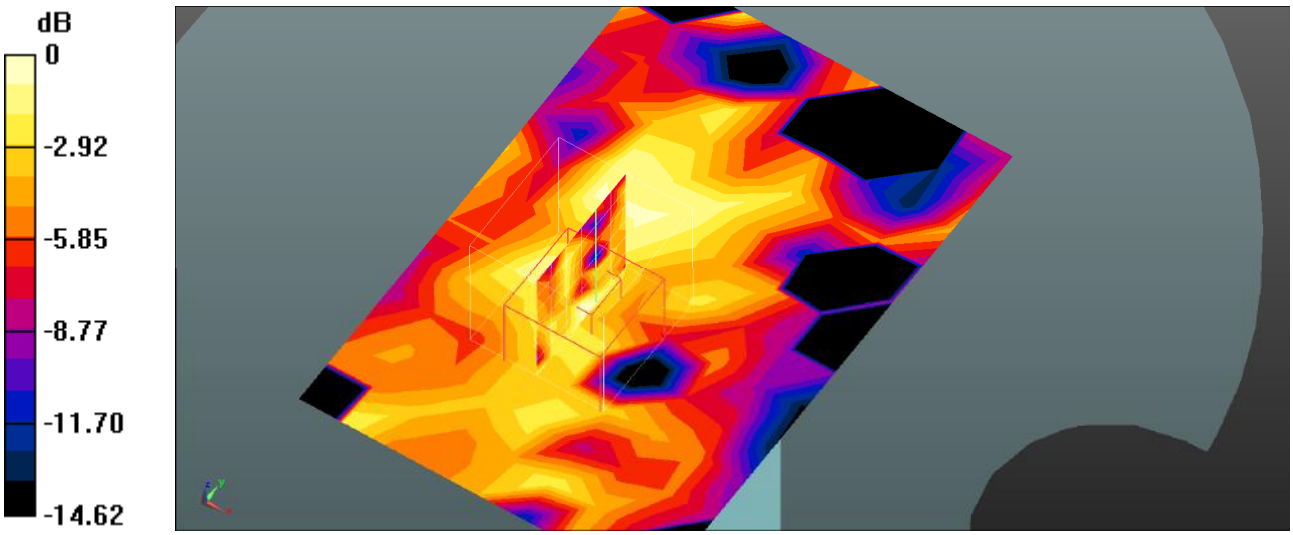

0 dB = 0.00385 W/kg = -24.15 dBW/kg