Test Plot 1#: GSM 850_Head Left Cheek_Middle

DUT: Smart phone; Type: MAX 1 Plus; Serial: 19071800728;

Communication System: Generic GSM; Frequency: 836.6 MHz;Duty Cycle: 1:8
Medium parameters used: f = 836.6 MHz; σ = 0.885 S/m; ε_r = 42.513; ρ = 1000 kg/m^3 ;
Phantom section: Left Section

DASY5 Configuration:

- Probe: EX3DV4 - SN7522; ConvF(9.46, 9.46, 9.46); Calibrated: 2018/11/2;
- Sensor-Surface: 1.4mm (Mechanical Surface Detection)
- Electronics: DAE4 SN1562;Calibrated: 2018/11/6
- Phantom: SAM-Twin V8.0 P1aP2a; Type: QD 000 P41 AA; Serial: 1962
- Measurement SW: DASY52, Version 52.8 (8);

Area Scan (71x91x1): Interpolated grid: dx=1.500 mm, dy=1.500 mm
Maximum value of SAR (interpolated) = 0.114 W/kg

Zoom Scan (5x5x7)/Cube 0: Measurement grid: dx=8mm, dy=8mm, dz=5mm
Reference Value = 4.542 V/m; Power Drift = 0.10 dB
Peak SAR (extrapolated) = 0.128 W/kg
SAR(1 g) = 0.108 W/kg; SAR(10 g) = 0.087 W/kg
Maximum value of SAR (measured) = 0.112 W/kg

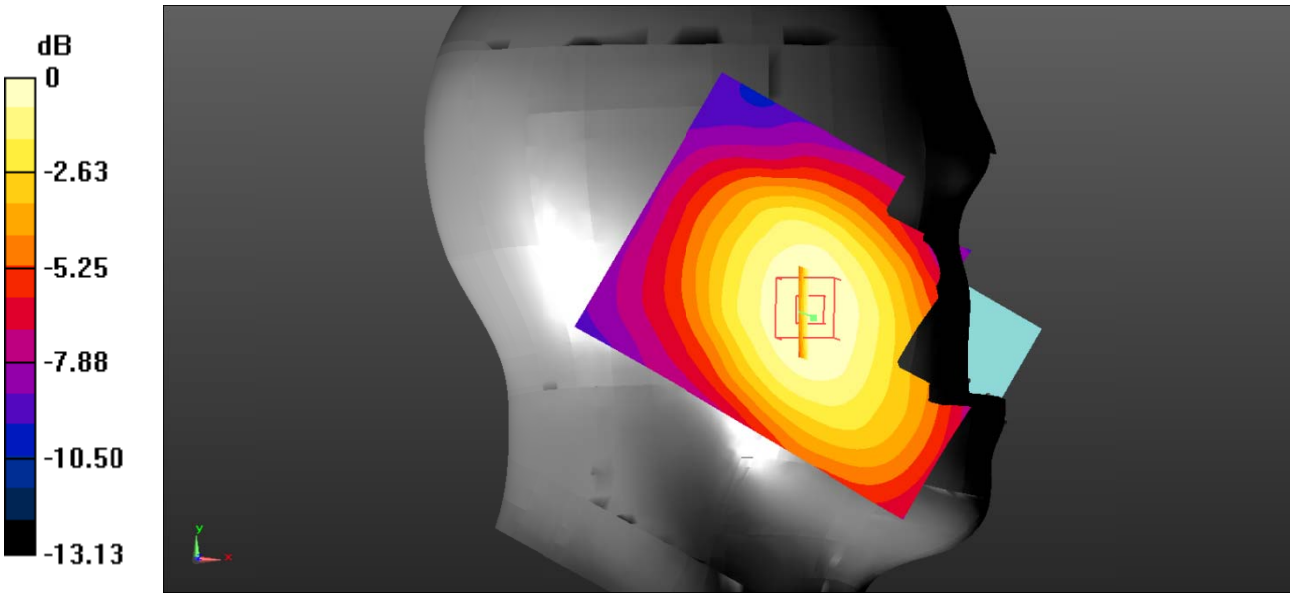

Test Plot 2#: GSM 850_Head Left Tilt_Middle

DUT: Smart phone; Type: MAX 1 Plus; Serial: 19071800728;

Communication System: Generic GSM; Frequency: 836.6 MHz;Duty Cycle: 1:8
Medium parameters used: f = 836.6 MHz; σ = 0.885 S/m; ε_r = 42.513; ρ = 1000 kg/m^3 ;
Phantom section: Left Section

DASY5 Configuration:

- Probe: EX3DV4 - SN7522; ConvF(9.46, 9.46, 9.46); Calibrated: 2018/11/2;
- Sensor-Surface: 1.4mm (Mechanical Surface Detection)
- Electronics: DAE4 SN1562;Calibrated: 2018/11/6
- Phantom: SAM-Twin V8.0 P1aP2a; Type: QD 000 P41 AA; Serial: 1962
- Measurement SW: DASY52, Version 52.8 (8);

Area Scan (71x91x1): Interpolated grid: dx=1.500 mm, dy=1.500 mm
Maximum value of SAR (interpolated) = 0.0629 W/kg

Zoom Scan (5x5x7)/Cube 0: Measurement grid: dx=8mm, dy=8mm, dz=5mm
Reference Value = 5.013 V/m; Power Drift = 0.12 dB
Peak SAR (extrapolated) = 0.104 W/kg
SAR(1 g) = 0.060 W/kg; SAR(10 g) = 0.048 W/kg
Maximum value of SAR (measured) = 0.0642 W/kg



Test Plot 3#: GSM 850_Head Right Cheek_Middle

DUT: Smart phone; Type: MAX 1 Plus; Serial: 19071800728;

Communication System: Generic GSM; Frequency: 836.6 MHz;Duty Cycle: 1:8
Medium parameters used: f = 836.6 MHz; σ = 0.885 S/m; ε_r = 42.513; ρ = 1000 kg/m^3 ;
Phantom section: Right Section

DASY5 Configuration:

- Probe: EX3DV4 - SN7522; ConvF(9.46, 9.46, 9.46); Calibrated: 2018/11/2;
- Sensor-Surface: 1.4mm (Mechanical Surface Detection)
- Electronics: DAE4 SN1562;Calibrated: 2018/11/6
- Phantom: SAM-Twin V8.0 P1aP2a; Type: QD 000 P41 AA; Serial: 1962
- Measurement SW: DASY52, Version 52.8 (8);

Area Scan (71x91x1): Interpolated grid: dx=1.500 mm, dy=1.500 mm
Maximum value of SAR (interpolated) = 0.0984 W/kg

Zoom Scan (5x5x7)/Cube 0: Measurement grid: dx=8mm, dy=8mm, dz=5mm
Reference Value = 4.515 V/m; Power Drift = 0.05 dB
Peak SAR (extrapolated) = 0.111 W/kg
SAR(1 g) = 0.098 W/kg; SAR(10 g) = 0.080 W/kg
Maximum value of SAR (measured) = 0.101 W/kg

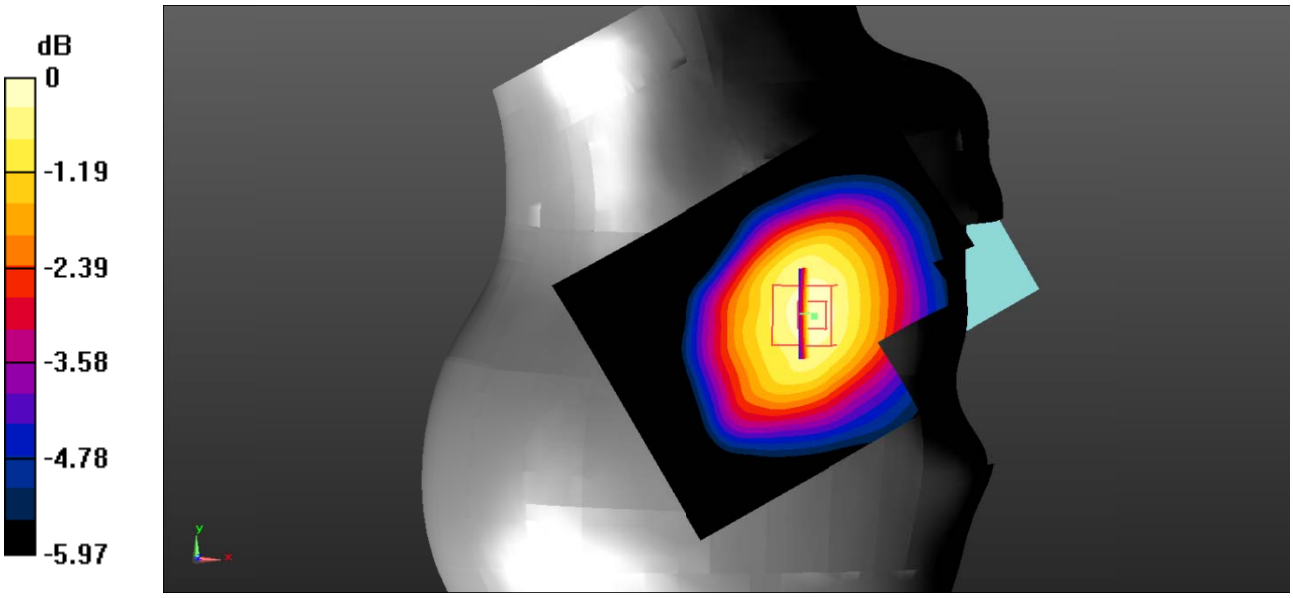

Test Plot 4#: GSM 850_Head Right Tilt_Middle

DUT: Smart phone; Type: MAX 1 Plus; Serial: 19071800728;

Communication System: Generic GSM; Frequency: 836.6 MHz;Duty Cycle: 1:8
Medium parameters used: f = 836.6 MHz; σ = 0.885 S/m; ε_r = 42.513; ρ = 1000 kg/m^3 ;
Phantom section: Right Section

DASY5 Configuration:

- Probe: EX3DV4 - SN7522; ConvF(9.46, 9.46, 9.46); Calibrated: 2018/11/2;
- Sensor-Surface: 1.4mm (Mechanical Surface Detection)
- Electronics: DAE4 SN1562;Calibrated: 2018/11/6
- Phantom: SAM-Twin V8.0 P1aP2a; Type: QD 000 P41 AA; Serial: 1962
- Measurement SW: DASY52, Version 52.8 (8);

Area Scan (71x91x1): Interpolated grid: dx=1.500 mm, dy=1.500 mm
Maximum value of SAR (interpolated) = 0.0541 W/kg

Zoom Scan (5x5x7)/Cube 0: Measurement grid: dx=8mm, dy=8mm, dz=5mm
Reference Value = 5.219 V/m; Power Drift = 0.12 dB
Peak SAR (extrapolated) = 0.0800 W/kg
SAR(1 g) = 0.063 W/kg; SAR(10 g) = 0.049 W/kg
Maximum value of SAR (measured) = 0.0800 W/kg



Test Plot 5#: GSM 850_Body Worn Back_Middle

DUT: Smart phone; Type: MAX 1 Plus; Serial: 19071800728;

Communication System: Generic GSM; Frequency: 836.6 MHz;Duty Cycle: 1:8
Medium parameters used: f = 836.6 MHz; σ = 0.885 S/m; ε_r = 42.513; ρ = 1000 kg/m^3 ;
Phantom section: Flat Section

DASY5 Configuration:

- Probe: EX3DV4 - SN7522; ConvF(9.46, 9.46, 9.46); Calibrated: 2018/11/2;
- Sensor-Surface: 1.4mm (Mechanical Surface Detection)
- Electronics: DAE4 SN1562;Calibrated: 2018/11/6
- Phantom: ELI V8.0 P1aP2a; Type: QD OVA 004 AA; Serial: 2092
- Measurement SW: DASY52, Version 52.8 (8);

Area Scan (71x91x1): Interpolated grid: dx=1.500 mm, dy=1.500 mm
Maximum value of SAR (interpolated) = 0.168 W/kg

Zoom Scan (5x5x7)/Cube 0: Measurement grid: dx=8mm, dy=8mm, dz=5mm
Reference Value = 11.21 V/m; Power Drift = 0.02 dB
Peak SAR (extrapolated) = 0.199 W/kg
SAR(1 g) = 0.162 W/kg; SAR(10 g) = 0.125 W/kg
Maximum value of SAR (measured) = 0.168 W/kg

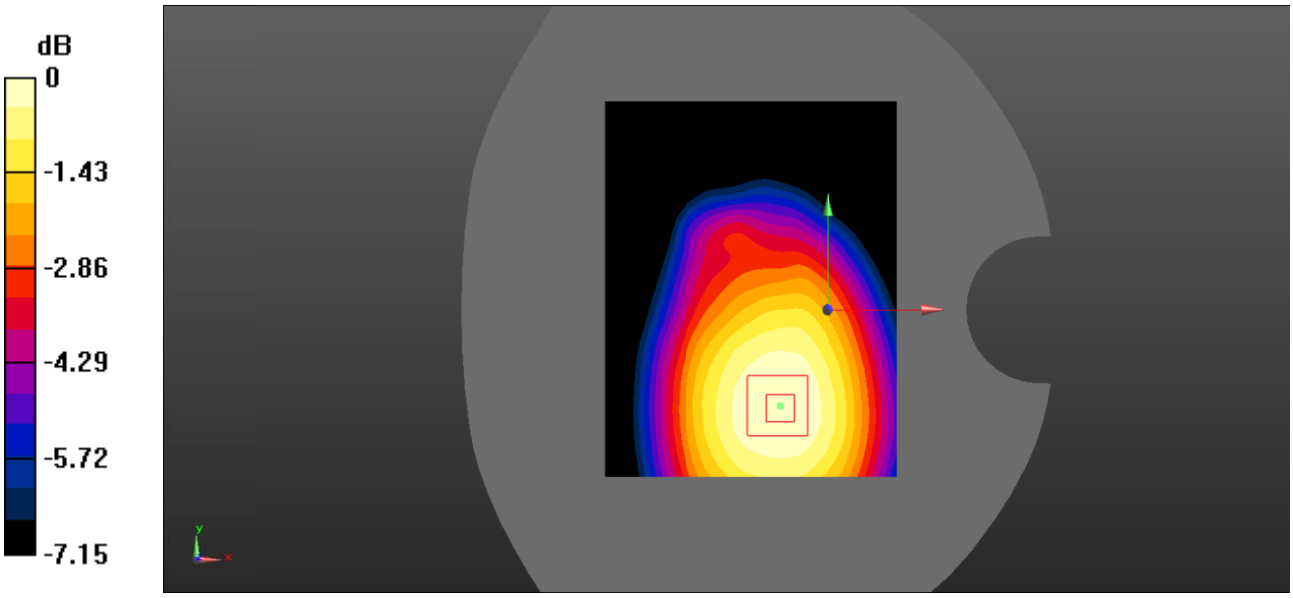

Test Plot 6#: GSM 850_Body Back_Middle

DUT: Smart phone; Type: MAX 1 Plus; Serial: 19071800728;

Communication System: Generic GPRS-2 slots; Frequency: 836.6 MHz;Duty Cycle: 1:4
Medium parameters used: f = 836.6 MHz; σ = 0.885 S/m; ε_r = 42.513; ρ = 1000 kg/m^3 ;
Phantom section: Flat Section

DASY5 Configuration:

- Probe: EX3DV4 - SN7522; ConvF(9.46, 9.46, 9.46); Calibrated: 2018/11/2;
- Sensor-Surface: 1.4mm (Mechanical Surface Detection)
- Electronics: DAE4 SN1562;Calibrated: 2018/11/6
- Phantom: ELI V8.0 P1aP2a; Type: QD OVA 004 AA; Serial: 2092
- Measurement SW: DASY52, Version 52.8 (8);

Area Scan (71x91x1): Interpolated grid: dx=1.500 mm, dy=1.500 mm
Maximum value of SAR (interpolated) = 0.191 W/kg

Zoom Scan (5x5x7)/Cube 0: Measurement grid: dx=8mm, dy=8mm, dz=5mm
Reference Value = 11.98 V/m; Power Drift = -0.03 dB
Peak SAR (extrapolated) = 0.222 W/kg
SAR(1 g) = 0.182 W/kg; SAR(10 g) = 0.140 W/kg
Maximum value of SAR (measured) = 0.188 W/kg

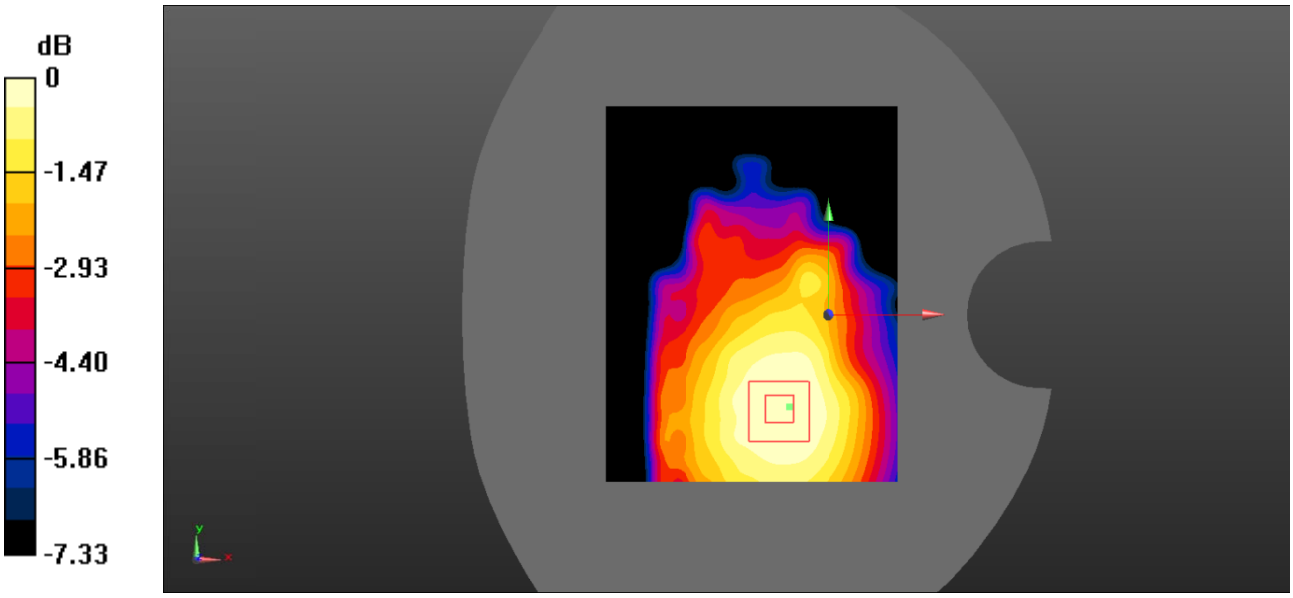

Test Plot 7#: GSM 850_Body Left_Middle

DUT: Smart phone; Type: MAX 1 Plus; Serial: 19071800728;

Communication System: Generic GPRS-2 slots; Frequency: 836.6 MHz;Duty Cycle: 1:4
Medium parameters used: f = 836.6 MHz; σ = 0.885 S/m; ε_r = 42.513; ρ = 1000 kg/m^3 ;
Phantom section: Flat Section

DASY5 Configuration:

- Probe: EX3DV4 - SN7522; ConvF(9.46, 9.46, 9.46); Calibrated: 2018/11/2;
- Sensor-Surface: 1.4mm (Mechanical Surface Detection)
- Electronics: DAE4 SN1562;Calibrated: 2018/11/6
- Phantom: ELI V8.0 P1aP2a; Type: QD OVA 004 AA; Serial: 2092
- Measurement SW: DASY52, Version 52.8 (8);

Area Scan (71x91x1): Interpolated grid: dx=1.500 mm, dy=1.500 mm
Maximum value of SAR (interpolated) = 0.119 W/kg

Zoom Scan (5x5x7)/Cube 0: Measurement grid: dx=8mm, dy=8mm, dz=5mm
Reference Value = 9.099 V/m; Power Drift = 0.05 dB
Peak SAR (extrapolated) = 0.156 W/kg
SAR(1 g) = 0.112 W/kg; SAR(10 g) = 0.080 W/kg
Maximum value of SAR (measured) = 0.118 W/kg

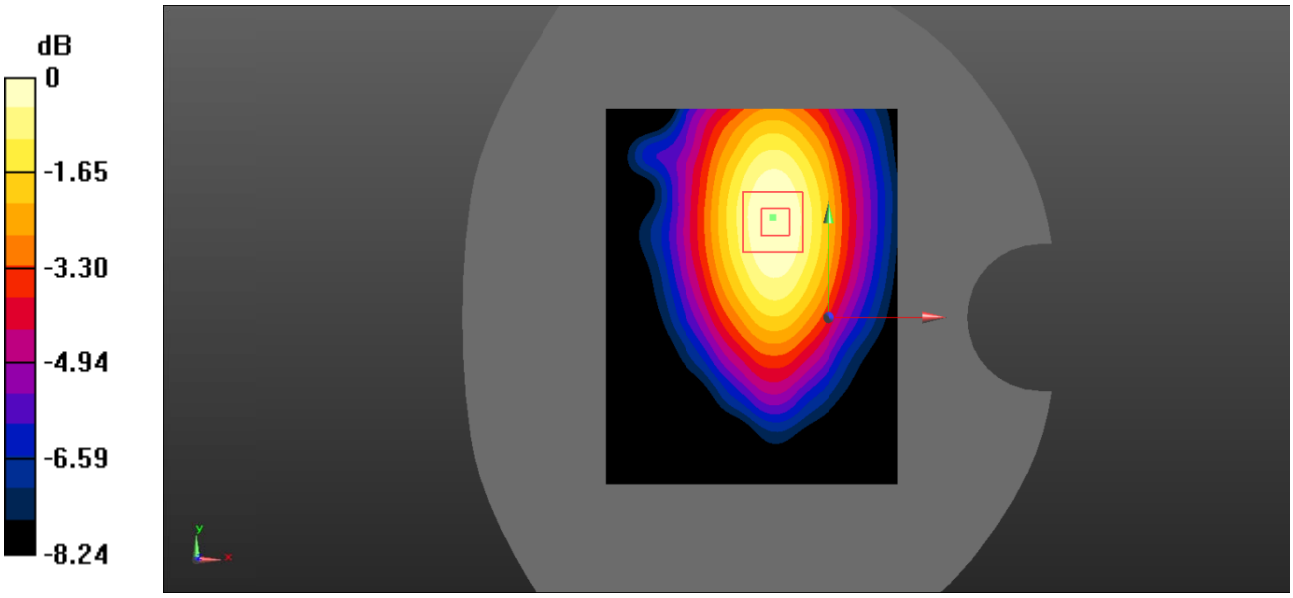

Test Plot 8#: GSM 850_Body Bottom_Middle

DUT: Smart phone; Type: MAX 1 Plus; Serial: 19071800728;

Communication System: Generic GPRS-2 slots; Frequency: 836.6 MHz;Duty Cycle: 1:4
Medium parameters used: f = 836.6 MHz; σ = 0.885 S/m; ε_r = 42.513; ρ = 1000 kg/m^3 ;
Phantom section: Flat Section

DASY5 Configuration:

- Probe: EX3DV4 - SN7522; ConvF(9.46, 9.46, 9.46); Calibrated: 2018/11/2;
- Sensor-Surface: 1.4mm (Mechanical Surface Detection)
- Electronics: DAE4 SN1562;Calibrated: 2018/11/6
- Phantom: ELI V8.0 P1aP2a; Type: QD OVA 004 AA; Serial: 2092
- Measurement SW: DASY52, Version 52.8 (8);

Area Scan (71x91x1): Interpolated grid: dx=1.500 mm, dy=1.500 mm
Maximum value of SAR (interpolated) = 0.0766 W/kg

Zoom Scan (5x5x7)/Cube 0: Measurement grid: dx=8mm, dy=8mm, dz=5mm
Reference Value = 8.490 V/m; Power Drift = 0.06 dB
Peak SAR (extrapolated) = 0.196 W/kg
SAR(1 g) = 0.064 W/kg; SAR(10 g) = 0.033 W/kg
Maximum value of SAR (measured) = 0.0708 W/kg



Test Plot 9#: PCS 1900_Head Left Cheek_Middle

DUT: Smart phone; Type: MAX 1 Plus; Serial: 19071800728;

Communication System: Generic GSM; Frequency: 1880 MHz;Duty Cycle: 1:8
Medium parameters used: f = 1880 MHz; σ = 1.385 S/m; ε_r = 40.983; ρ = 1000 kg/m^3 ;
Phantom section: Left Section

DASY5 Configuration:

- Probe: EX3DV4 - SN7522; ConvF(7.91, 7.91, 7.91); Calibrated: 2018/11/2;
- Sensor-Surface: 1.4mm (Mechanical Surface Detection)
- Electronics: DAE4 SN1562;Calibrated: 2018/11/6
- Phantom: SAM-Twin V8.0 P1aP2a; Type: QD 000 P41 AA; Serial: 1962
- Measurement SW: DASY52, Version 52.8 (8);

Area Scan (71x91x1): Interpolated grid: dx=1.500 mm, dy=1.500 mm
Maximum value of SAR (interpolated) = 0.199 W/kg

Zoom Scan (5x5x7)/Cube 0: Measurement grid: dx=8mm, dy=8mm, dz=5mm
Reference Value = 0 V/m; Power Drift = 0.01 dB
Peak SAR (extrapolated) = 0.260 W/kg
SAR(1 g) = 0.181 W/kg; SAR(10 g) = 0.122 W/kg
Maximum value of SAR (measured) = 0.189 W/kg

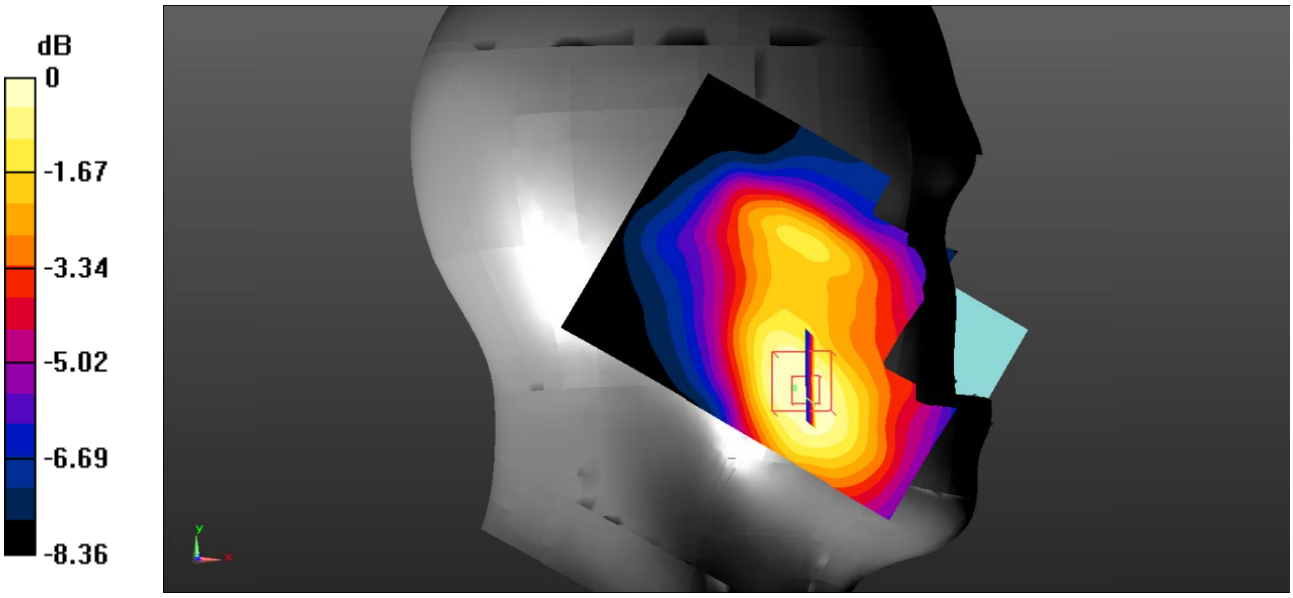

Test Plot 10#: PCS 1900_Head Left Tilt_Middle

DUT: Smart phone; Type: MAX 1 Plus; Serial: 19071800728;

Communication System: Generic GSM; Frequency: 1880 MHz;Duty Cycle: 1:8
Medium parameters used: f = 1880 MHz; σ = 1.385 S/m; ε_r = 40.983; ρ = 1000 kg/m^3 ;
Phantom section: Left Section

DASY5 Configuration:

- Probe: EX3DV4 - SN7522; ConvF(7.91, 7.91, 7.91); Calibrated: 2018/11/2;
- Sensor-Surface: 1.4mm (Mechanical Surface Detection)
- Electronics: DAE4 SN1562;Calibrated: 2018/11/6
- Phantom: SAM-Twin V8.0 P1aP2a; Type: QD 000 P41 AA; Serial: 1962
- Measurement SW: DASY52, Version 52.8 (8);

Area Scan (71x91x1): Interpolated grid: dx=1.500 mm, dy=1.500 mm
Maximum value of SAR (interpolated) = 0.113 W/kg

Zoom Scan (5x5x7)/Cube 0: Measurement grid: dx=8mm, dy=8mm, dz=5mm
Reference Value = 5.139 V/m; Power Drift = 0.18 dB
Peak SAR (extrapolated) = 0.156 W/kg
SAR(1 g) = 0.100 W/kg; SAR(10 g) = 0.067 W/kg
Maximum value of SAR (measured) = 0.106 W/kg

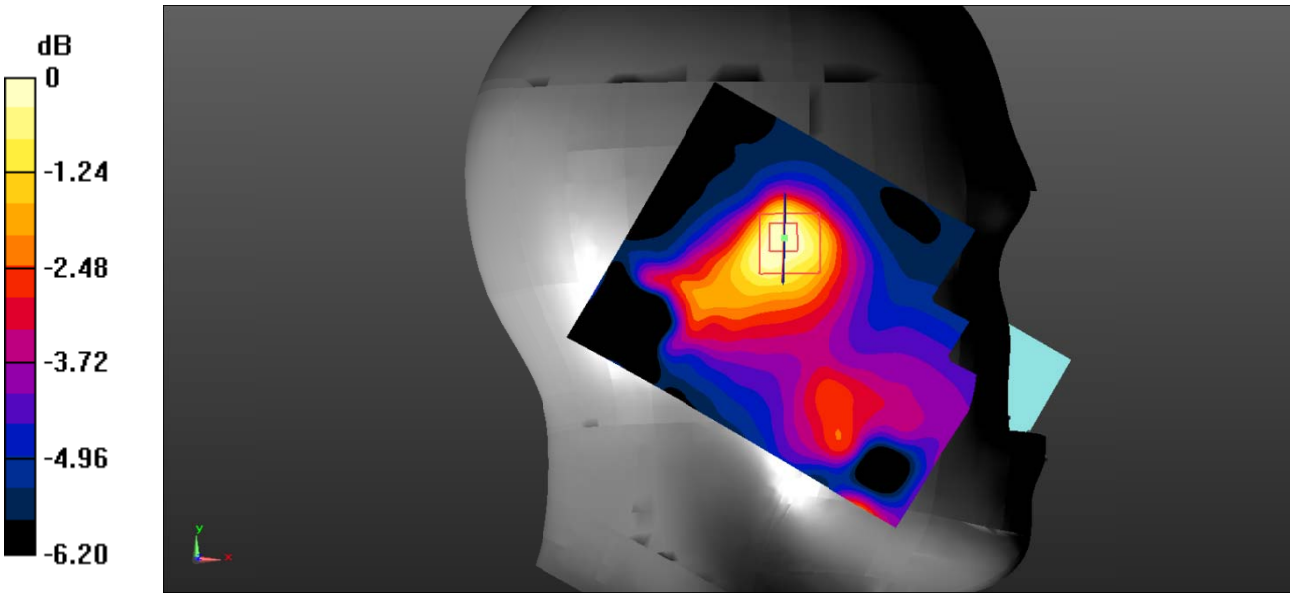

Test Plot 11#: PCS 1900_Head Right Cheek_Middle

DUT: Smart phone; Type: MAX 1 Plus; Serial: 19071800728;

Communication System: Generic GSM; Frequency: 1880 MHz;Duty Cycle: 1:8
Medium parameters used: f = 1880 MHz; σ = 1.385 S/m; ε_r = 40.983; ρ = 1000 kg/m^3 ;
Phantom section: Right Section

DASY5 Configuration:

- Probe: EX3DV4 - SN7522; ConvF(7.91, 7.91, 7.91); Calibrated: 2018/11/2;
- Sensor-Surface: 1.4mm (Mechanical Surface Detection)
- Electronics: DAE4 SN1562;Calibrated: 2018/11/6
- Phantom: SAM-Twin V8.0 P1aP2a; Type: QD 000 P41 AA; Serial: 1962
- Measurement SW: DASY52, Version 52.8 (8);

Area Scan (71x91x1): Interpolated grid: dx=1.500 mm, dy=1.500 mm
Maximum value of SAR (interpolated) = 0.109 W/kg

Zoom Scan (5x5x7)/Cube 0: Measurement grid: dx=8mm, dy=8mm, dz=5mm
Reference Value = 5.181 V/m; Power Drift = 0.19 dB
Peak SAR (extrapolated) = 0.148 W/kg
SAR(1 g) = 0.099 W/kg; SAR(10 g) = 0.071 W/kg
Maximum value of SAR (measured) = 0.104 W/kg

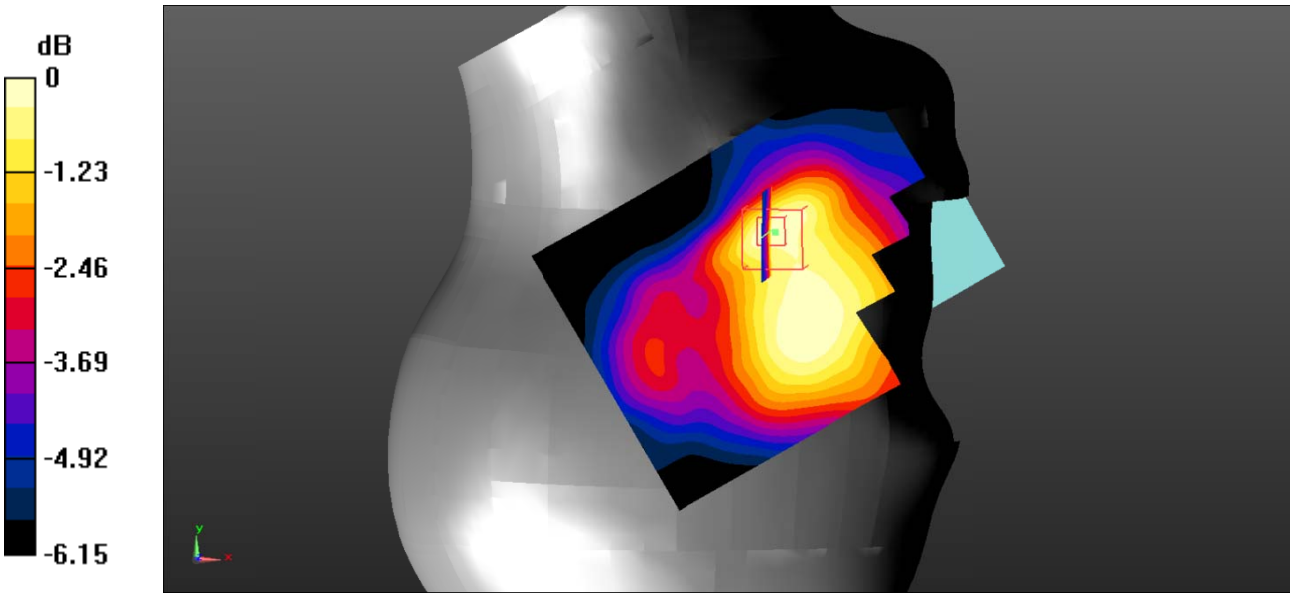

Test Plot 12#: PCS 1900_Head Right Tilt_Middle

DUT: Smart phone; Type: MAX 1 Plus; Serial: 19071800728;

Communication System: Generic GSM; Frequency: 1880 MHz;Duty Cycle: 1:8
Medium parameters used: f = 1880 MHz; σ = 1.385 S/m; ε_r = 40.983; ρ = 1000 kg/m^3 ;
Phantom section: Right Section

DASY5 Configuration:

- Probe: EX3DV4 - SN7522; ConvF(7.91, 7.91, 7.91); Calibrated: 2018/11/2;
- Sensor-Surface: 1.4mm (Mechanical Surface Detection)
- Electronics: DAE4 SN1562;Calibrated: 2018/11/6
- Phantom: SAM-Twin V8.0 P1aP2a; Type: QD 000 P41 AA; Serial: 1962
- Measurement SW: DASY52, Version 52.8 (8);

Area Scan (71x91x1): Interpolated grid: dx=1.500 mm, dy=1.500 mm
Maximum value of SAR (interpolated) = 0.0793 W/kg

Zoom Scan (5x5x7)/Cube 0: Measurement grid: dx=8mm, dy=8mm, dz=5mm
Reference Value = 6.678 V/m; Power Drift = 0.19 dB
Peak SAR (extrapolated) = 0.120 W/kg
SAR(1 g) = 0.067 W/kg; SAR(10 g) = 0.048 W/kg
Maximum value of SAR (measured) = 0.0677 W/kg

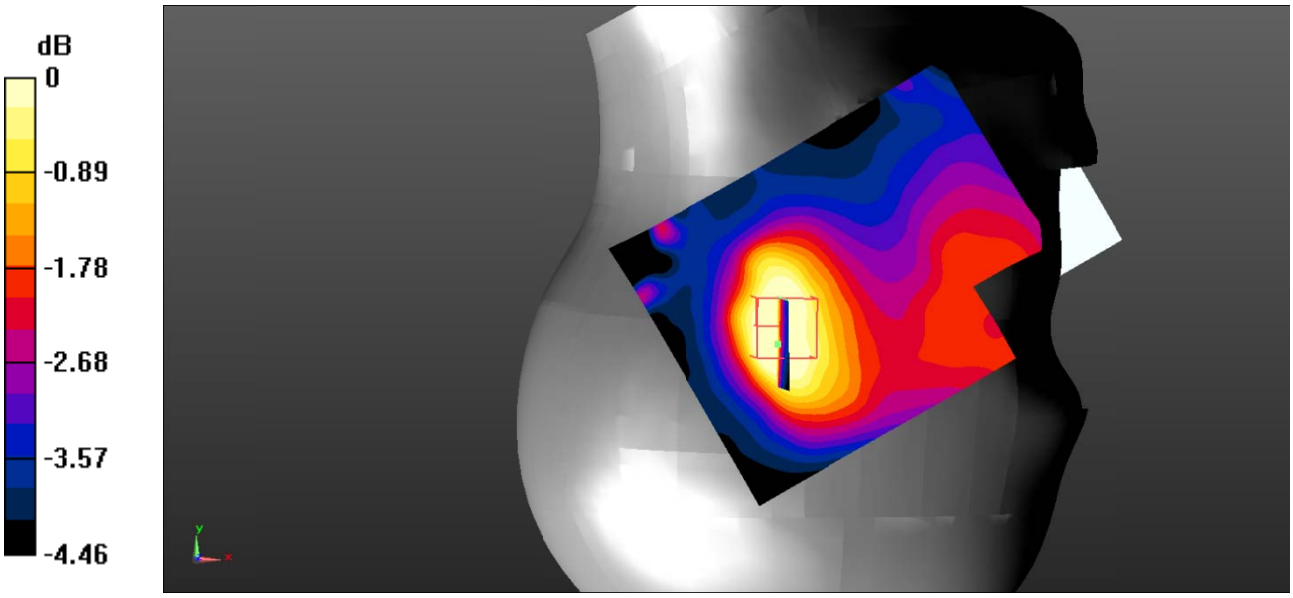

Test Plot 13#: PCS 1900_Body Worn Back_Middle

DUT: Smart phone; Type: MAX 1 Plus; Serial: 19071800728;

Communication System: Generic GSM; Frequency: 1880 MHz;Duty Cycle: 1:8
Medium parameters used: f = 1880 MHz; σ = 1.385 S/m; ε_r = 40.983; ρ = 1000 kg/m^3 ;
Phantom section: Flat Section

DASY5 Configuration:

- Probe: EX3DV4 - SN7522; ConvF(7.91, 7.91, 7.91); Calibrated: 2018/11/2;
- Sensor-Surface: 1.4mm (Mechanical Surface Detection)
- Electronics: DAE4 SN1562;Calibrated: 2018/11/6
- Phantom: ELI V8.0 P1aP2a; Type: QD OVA 004 AA; Serial: 2092
- Measurement SW: DASY52, Version 52.8 (8);

Area Scan (71x91x1): Interpolated grid: dx=1.500 mm, dy=1.500 mm
Maximum value of SAR (interpolated) = 0.422 W/kg

Zoom Scan (5x5x7)/Cube 0: Measurement grid: dx=8mm, dy=8mm, dz=5mm
Reference Value = 15.00 V/m; Power Drift = -0.03 dB
Peak SAR (extrapolated) = 0.634 W/kg
SAR(1 g) = 0.378 W/kg; SAR(10 g) = 0.224 W/kg
Maximum value of SAR (measured) = 0.401 W/kg

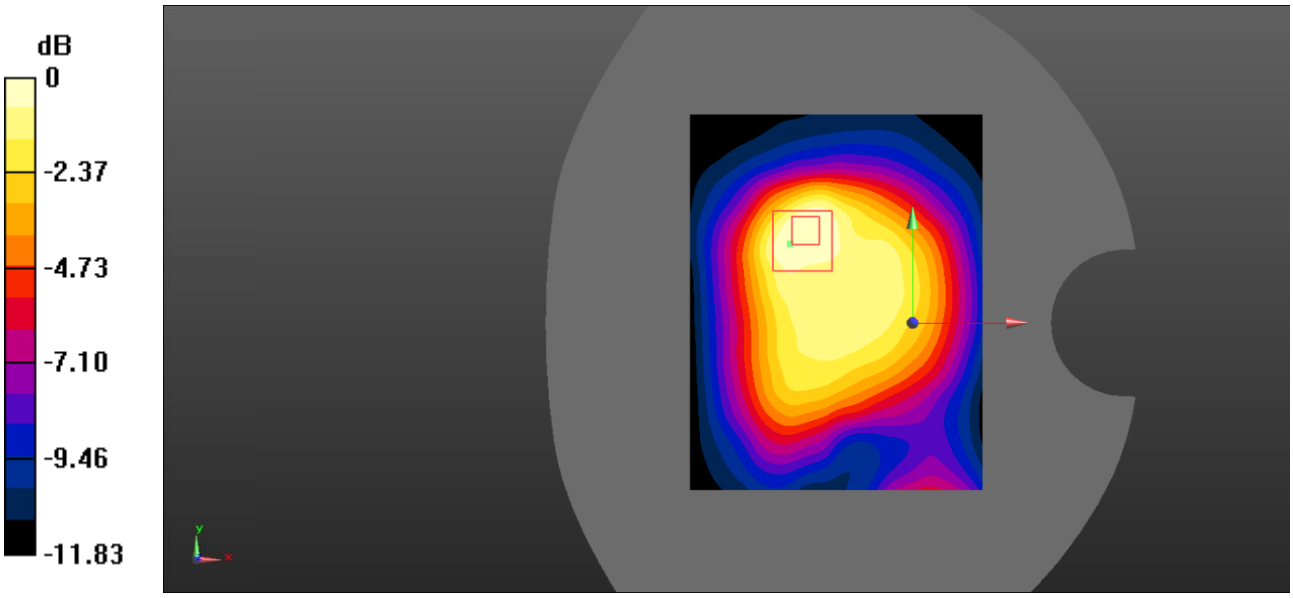

Test Plot 14#: PCS 1900_Body Back_Middle

DUT: Smart phone; Type: MAX 1 Plus; Serial: 19071800728;

Communication System: Generic GPRS-3 slots; Frequency: 1880 MHz;Duty Cycle: 1:2.66
Medium parameters used: f = 1880 MHz; σ = 1.385 S/m; ε_r = 40.983; ρ = 1000 kg/m^3 ;
Phantom section: Flat Section

DASY5 Configuration:

- Probe: EX3DV4 - SN7522; ConvF(7.91, 7.91, 7.91); Calibrated: 2018/11/2;
- Sensor-Surface: 1.4mm (Mechanical Surface Detection)
- Electronics: DAE4 SN1562;Calibrated: 2018/11/6
- Phantom: ELI V8.0 P1aP2a; Type: QD OVA 004 AA; Serial: 2092
- Measurement SW: DASY52, Version 52.8 (8);

Area Scan (71x91x1): Interpolated grid: dx=1.500 mm, dy=1.500 mm
Maximum value of SAR (interpolated) = 0.437 W/kg

Zoom Scan (5x5x7)/Cube 0: Measurement grid: dx=8mm, dy=8mm, dz=5mm
Reference Value = 15.35 V/m; Power Drift = -0.06 dB
Peak SAR (extrapolated) = 0.665 W/kg
SAR(1 g) = 0.394 W/kg; SAR(10 g) = 0.233 W/kg
Maximum value of SAR (measured) = 0.419 W/kg

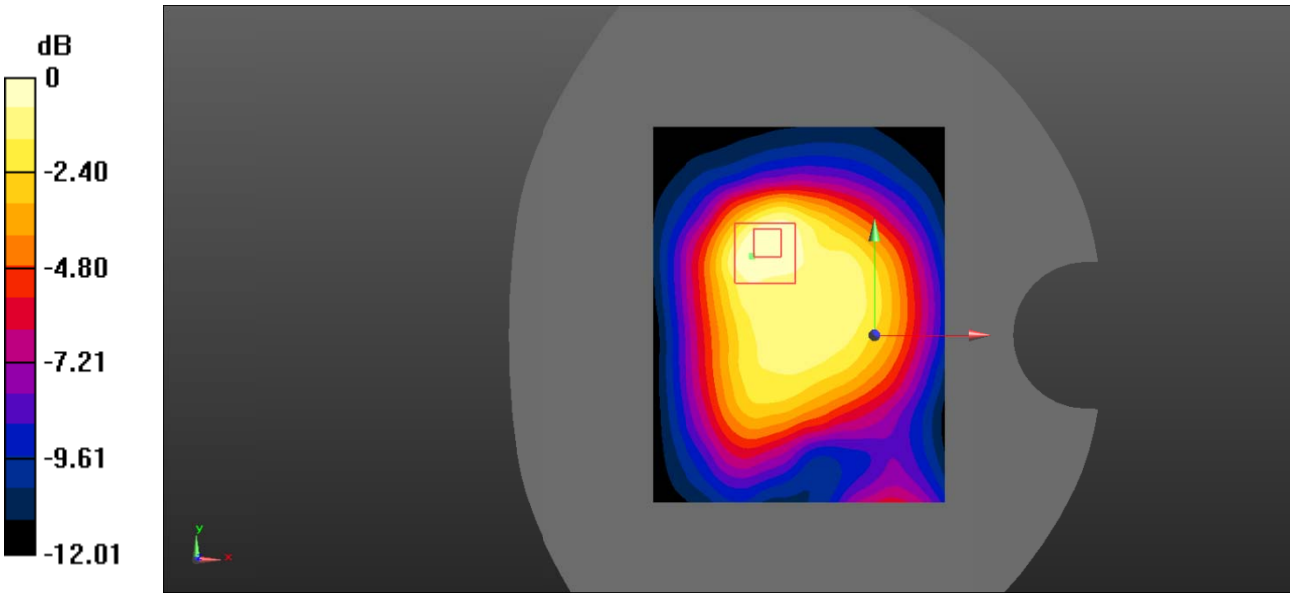

Test Plot 15#: PCS 1900_Body Left_Middle

DUT: Smart phone; Type: MAX 1 Plus; Serial: 19071800728;

Communication System: Generic GPRS-3 slots; Frequency: 1880 MHz;Duty Cycle: 1:2.66
Medium parameters used: f = 1880 MHz; σ = 1.385 S/m; ε_r = 40.983; ρ = 1000 kg/m^3 ;
Phantom section: Flat Section

DASY5 Configuration:

- Probe: EX3DV4 - SN7522; ConvF(7.91, 7.91, 7.91); Calibrated: 2018/11/2;
- Sensor-Surface: 1.4mm (Mechanical Surface Detection)
- Electronics: DAE4 SN1562;Calibrated: 2018/11/6
- Phantom: ELI V8.0 P1aP2a; Type: QD OVA 004 AA; Serial: 2092
- Measurement SW: DASY52, Version 52.8 (8);

Area Scan (71x91x1): Interpolated grid: dx=1.500 mm, dy=1.500 mm
Maximum value of SAR (interpolated) = 0.175 W/kg

Zoom Scan (5x5x7)/Cube 0: Measurement grid: dx=8mm, dy=8mm, dz=5mm
Reference Value = 8.838 V/m; Power Drift = -0.14 dB
Peak SAR (extrapolated) = 0.233 W/kg
SAR(1 g) = 0.152 W/kg; SAR(10 g) = 0.095 W/kg
Maximum value of SAR (measured) = 0.164 W/kg

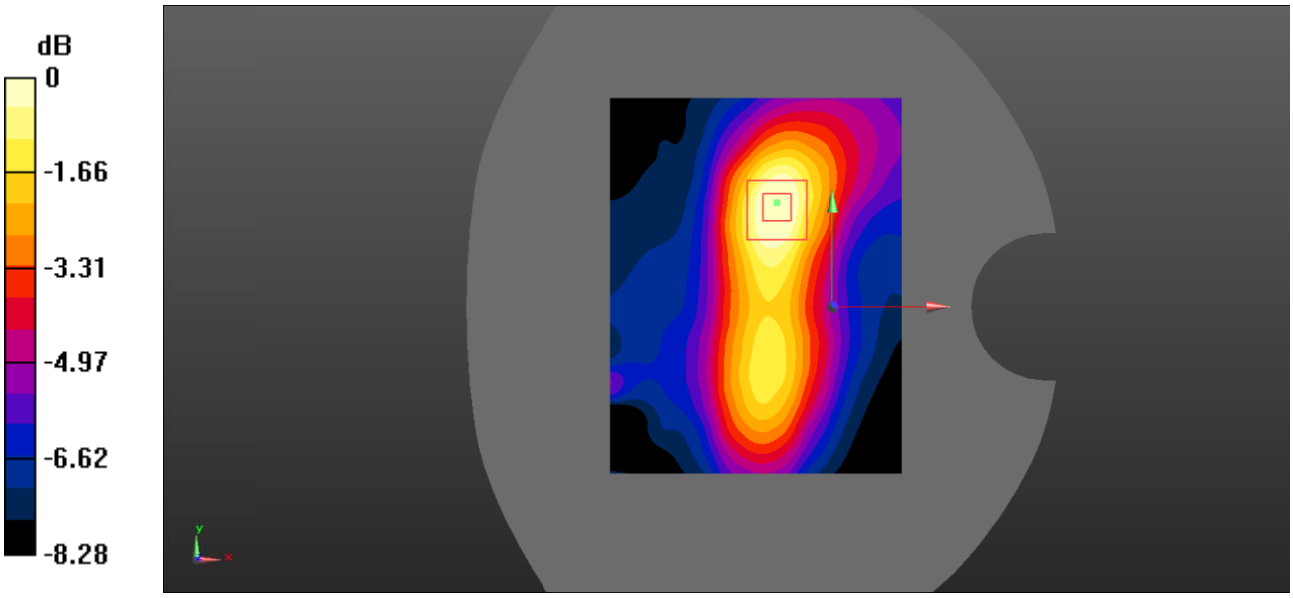

Test Plot 16#: PCS 1900_Body Bottom_Middle

DUT: Smart phone; Type: MAX 1 Plus; Serial: 19071800728;

Communication System: Generic GPRS-3 slots; Frequency: 1880 MHz;Duty Cycle: 1:2.66
Medium parameters used: f = 1880 MHz; σ = 1.385 S/m; ε_r = 40.983; ρ = 1000 kg/m^3 ;
Phantom section: Flat Section

DASY5 Configuration:

- Probe: EX3DV4 - SN7522; ConvF(7.91, 7.91, 7.91); Calibrated: 2018/11/2;
- Sensor-Surface: 1.4mm (Mechanical Surface Detection)
- Electronics: DAE4 SN1562;Calibrated: 2018/11/6
- Phantom: ELI V8.0 P1aP2a; Type: QD OVA 004 AA; Serial: 2092
- Measurement SW: DASY52, Version 52.8 (8);

Area Scan (71x91x1): Interpolated grid: dx=1.500 mm, dy=1.500 mm
Maximum value of SAR (interpolated) = 0.199 W/kg

Zoom Scan (5x5x7)/Cube 0: Measurement grid: dx=8mm, dy=8mm, dz=5mm
Reference Value = 9.231 V/m; Power Drift = -0.09 dB
Peak SAR (extrapolated) = 0.284 W/kg
SAR(1 g) = 0.181 W/kg; SAR(10 g) = 0.112 W/kg
Maximum value of SAR (measured) = 0.197 W/kg

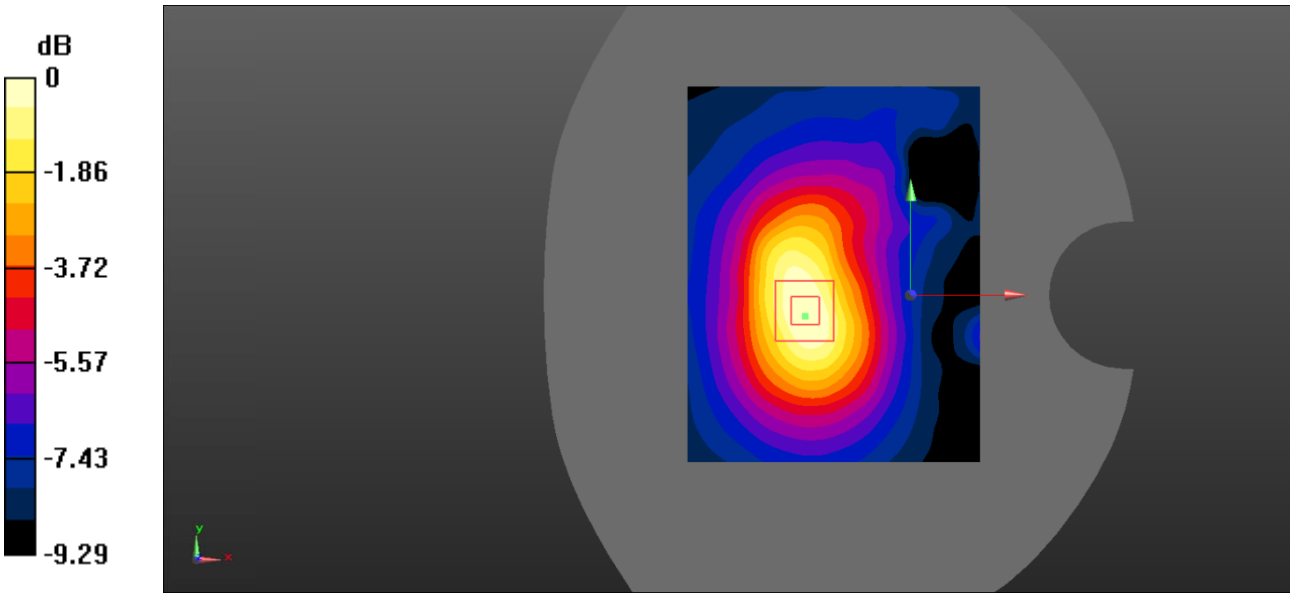

Test Plot 17#: WCDMA Band 2_Head Left Cheek_Middle

DUT: Smart phone; Type: MAX 1 Plus; Serial: 19071800728;

Communication System: Communication System: UID 0, WCDMA; Frequency: 1880 MHz;Duty Cycle: 1:1
Medium parameters used: f = 1880 MHz; σ = 1.385 S/m; ε_r = 40.983; ρ = 1000 kg/m^3 ;
Phantom section: Left Section

DASY5 Configuration:

- Probe: EX3DV4 - SN7522; ConvF(7.91, 7.91, 7.91); Calibrated: 2018/11/2;
- Sensor-Surface: 1.4mm (Mechanical Surface Detection)
- Electronics: DAE4 SN1562;Calibrated: 2018/11/6
- Phantom: SAM-Twin V8.0 P1aP2a; Type: QD 000 P41 AA; Serial: 1962
- Measurement SW: DASY52, Version 52.8 (8);

Area Scan (71x91x1): Interpolated grid: dx=1.500 mm, dy=1.500 mm
Maximum value of SAR (interpolated) = 0.359 W/kg

Zoom Scan (5x5x7)/Cube 0: Measurement grid: dx=8mm, dy=8mm, dz=5mm
Reference Value = 6.030 V/m; Power Drift = -0.13 dB
Peak SAR (extrapolated) = 0.459 W/kg
SAR(1 g) = 0.314 W/kg; SAR(10 g) = 0.207 W/kg
Maximum value of SAR (measured) = 0.332 W/kg

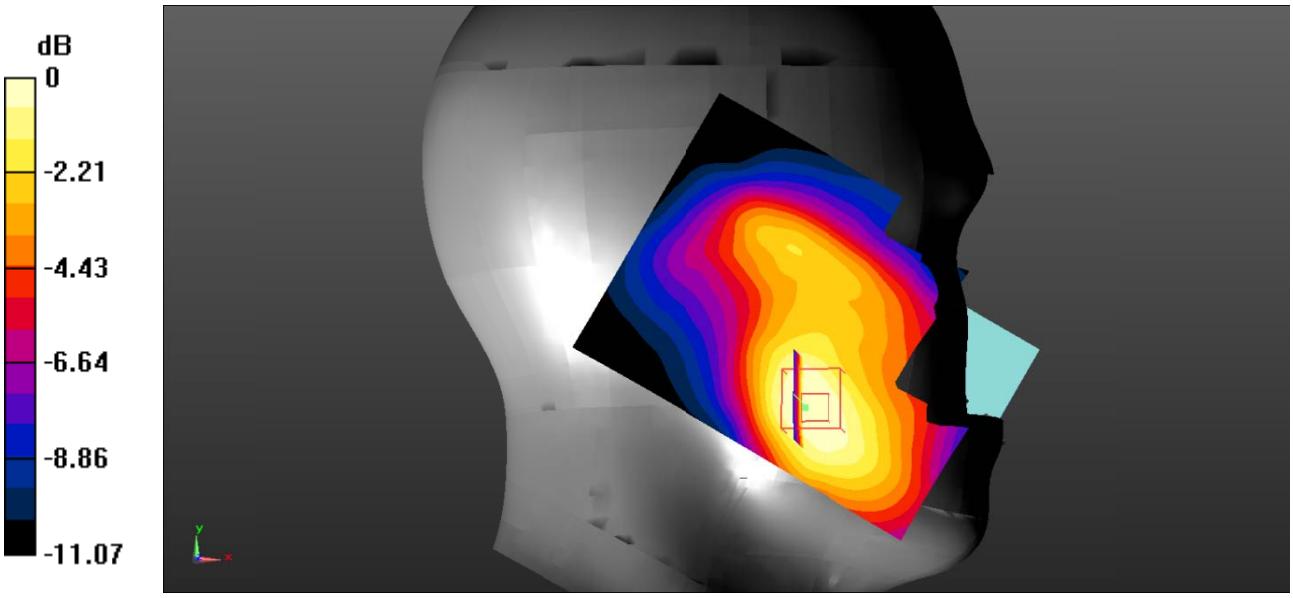

Test Plot 18#: WCDMA Band 2_Head Left Tilt_Middle

DUT: Smart phone; Type: MAX 1 Plus; Serial: 19071800728;

Communication System: Communication System: UID 0, WCDMA; Frequency: 1880 MHz;Duty Cycle: 1:1
Medium parameters used: f = 1880 MHz; σ = 1.385 S/m; ε_r = 40.983; ρ = 1000 kg/m^3 ;
Phantom section: Left Section

DASY5 Configuration:

- Probe: EX3DV4 - SN7522; ConvF(7.91, 7.91, 7.91); Calibrated: 2018/11/2;
- Sensor-Surface: 1.4mm (Mechanical Surface Detection)
- Electronics: DAE4 SN1562;Calibrated: 2018/11/6
- Phantom: SAM-Twin V8.0 P1aP2a; Type: QD 000 P41 AA; Serial: 1962
- Measurement SW: DASY52, Version 52.8 (8);

Area Scan (71x91x1): Interpolated grid: dx=1.500 mm, dy=1.500 mm
Maximum value of SAR (interpolated) = 0.189 W/kg

Zoom Scan (5x5x7)/Cube 0: Measurement grid: dx=8mm, dy=8mm, dz=5mm
Reference Value = 7.269 V/m; Power Drift = 0.04 dB
Peak SAR (extrapolated) = 0.212 W/kg
SAR(1 g) = 0.143 W/kg; SAR(10 g) = 0.095 W/kg
Maximum value of SAR (measured) = 0.152 W/kg

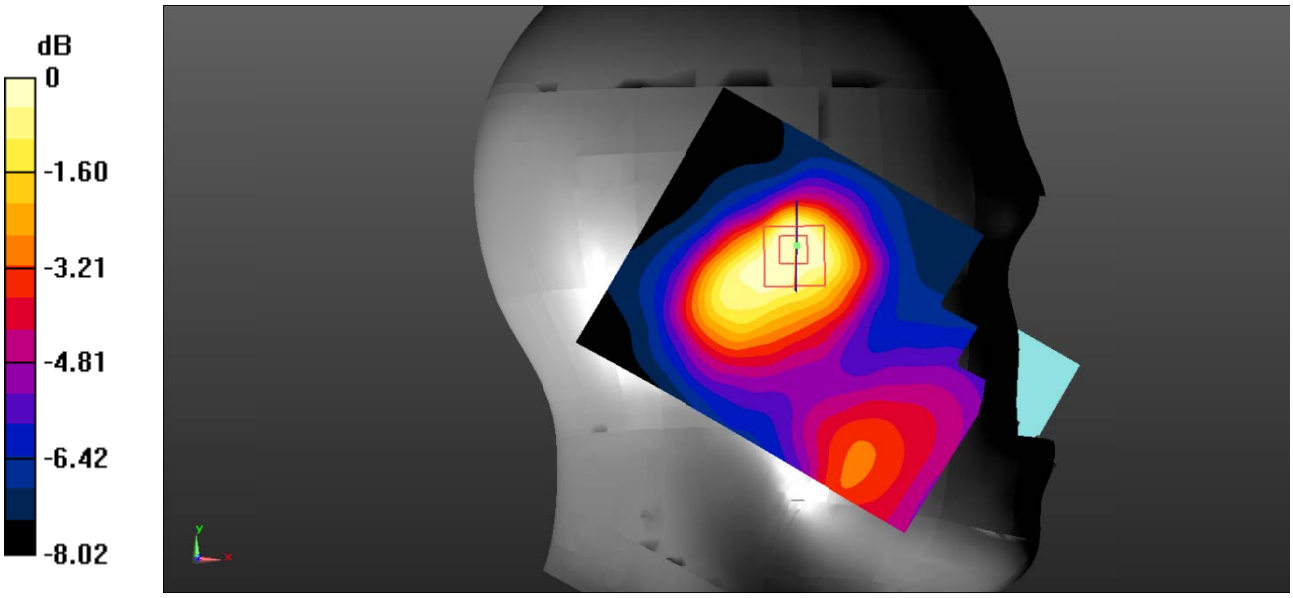

Test Plot 19#: WCDMA Band 2_Head Right Cheek_Middle

DUT: Smart phone; Type: MAX 1 Plus; Serial: 19071800728;

Communication System: Communication System: UID 0, WCDMA; Frequency: 1880 MHz;Duty Cycle: 1:1
Medium parameters used: f = 1880 MHz; σ = 1.385 S/m; ε_r = 40.983; ρ = 1000 kg/m^3 ;
Phantom section: Right Section

DASY5 Configuration:

- Probe: EX3DV4 - SN7522; ConvF(7.91, 7.91, 7.91); Calibrated: 2018/11/2;
- Sensor-Surface: 1.4mm (Mechanical Surface Detection)
- Electronics: DAE4 SN1562;Calibrated: 2018/11/6
- Phantom: SAM-Twin V8.0 P1aP2a; Type: QD 000 P41 AA; Serial: 1962
- Measurement SW: DASY52, Version 52.8 (8);

Area Scan (71x91x1): Interpolated grid: dx=1.500 mm, dy=1.500 mm
Maximum value of SAR (interpolated) = 0.206 W/kg

Zoom Scan (5x5x7)/Cube 0: Measurement grid: dx=8mm, dy=8mm, dz=5mm
Reference Value = 5.969 V/m; Power Drift = 0.04 dB
Peak SAR (extrapolated) = 0.258 W/kg
SAR(1 g) = 0.184 W/kg; SAR(10 g) = 0.127 W/kg
Maximum value of SAR (measured) = 0.194 W/kg

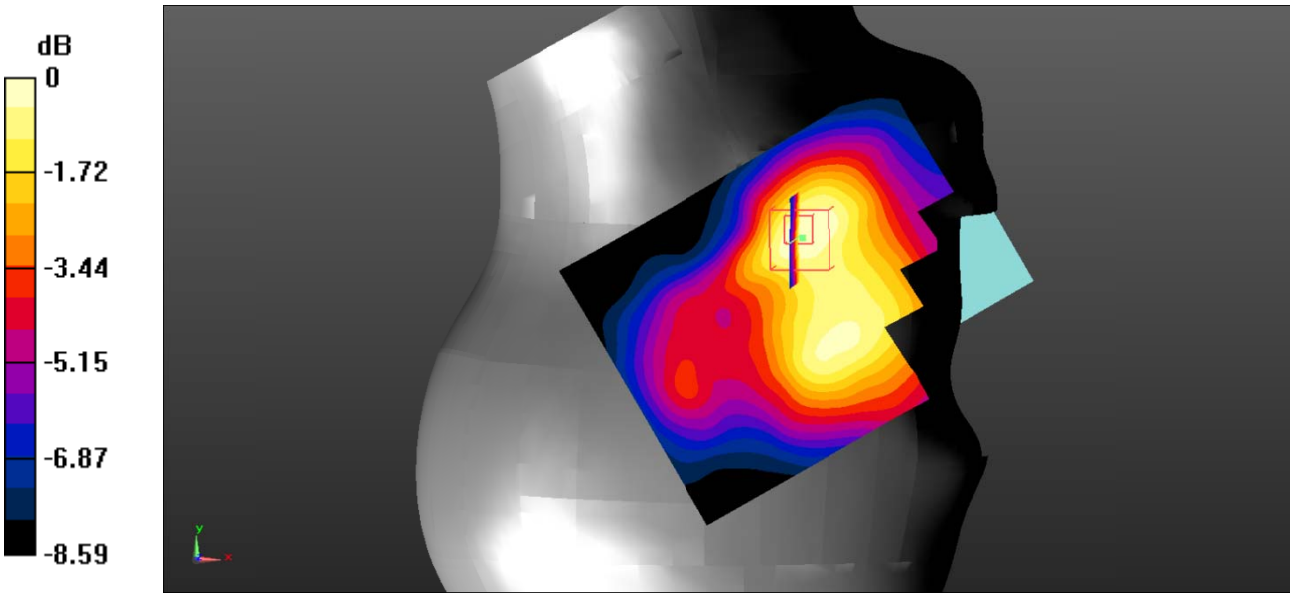

Test Plot 20#: WCDMA Band 2_Head Right Tilt_Middle

DUT: Smart phone; Type: MAX 1 Plus; Serial: 19071800728;

Communication System: Communication System: UID 0, WCDMA; Frequency: 1880 MHz;Duty Cycle: 1:1
Medium parameters used: f = 1880 MHz; σ = 1.385 S/m; ε_r = 40.983; ρ = 1000 kg/m^3 ;
Phantom section: Right Section

DASY5 Configuration:

- Probe: EX3DV4 - SN7522; ConvF(7.91, 7.91, 7.91); Calibrated: 2018/11/2;
- Sensor-Surface: 1.4mm (Mechanical Surface Detection)
- Electronics: DAE4 SN1562;Calibrated: 2018/11/6
- Phantom: SAM-Twin V8.0 P1aP2a; Type: QD 000 P41 AA; Serial: 1962
- Measurement SW: DASY52, Version 52.8 (8);

Area Scan (71x91x1): Interpolated grid: dx=1.500 mm, dy=1.500 mm
Maximum value of SAR (interpolated) = 0.136 W/kg

Zoom Scan (5x5x7)/Cube 0: Measurement grid: dx=8mm, dy=8mm, dz=5mm
Reference Value = 6.848 V/m; Power Drift = 0.13 dB
Peak SAR (extrapolated) = 0.200 W/kg
SAR(1 g) = 0.118 W/kg; SAR(10 g) = 0.079 W/kg
Maximum value of SAR (measured) = 0.123 W/kg

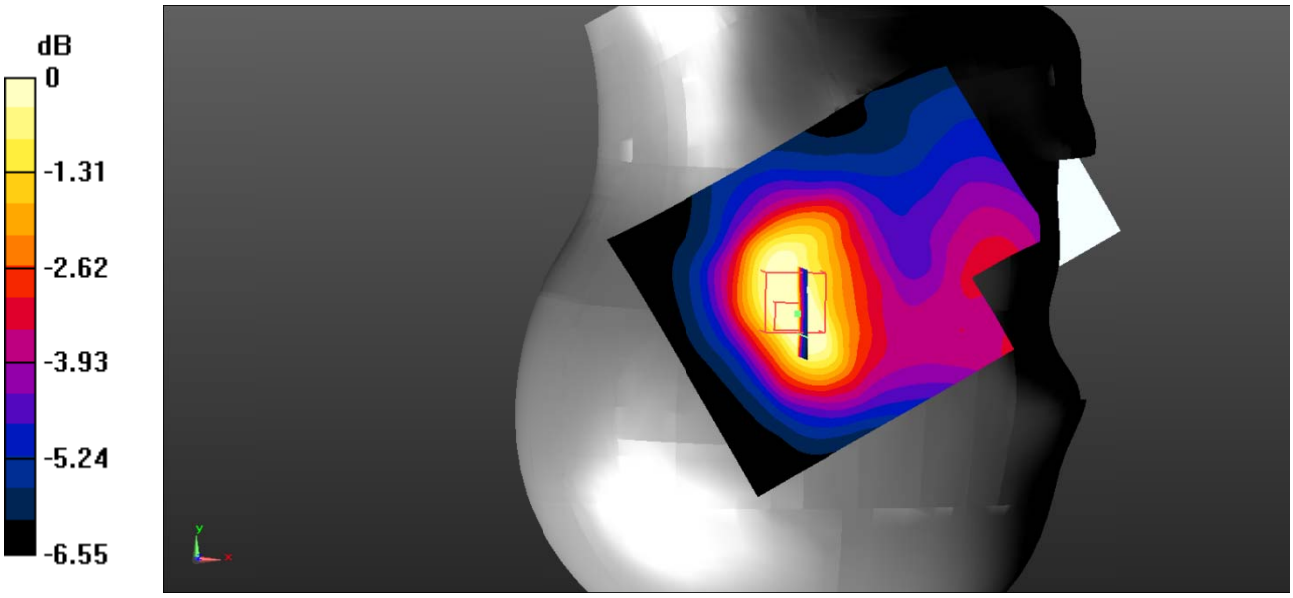

Test Plot 21#: WCDMA Band 2_Body Back_Middle

DUT: Smart phone; Type: MAX 1 Plus; Serial: 19071800728;

Communication System: Communication System: UID 0, WCDMA; Frequency: 1880 MHz;Duty Cycle: 1:1
Medium parameters used: f = 1880 MHz; σ = 1.385 S/m; ε_r = 40.983; ρ = 1000 kg/m^3 ;
Phantom section: Flat Section

DASY5 Configuration:

- Probe: EX3DV4 - SN7522; ConvF(7.91, 7.91, 7.91); Calibrated: 2018/11/2;
- Sensor-Surface: 1.4mm (Mechanical Surface Detection)
- Electronics: DAE4 SN1562;Calibrated: 2018/11/6
- Phantom: ELI V8.0 P1aP2a; Type: QD OVA 004 AA; Serial: 2092
- Measurement SW: DASY52, Version 52.8 (8);

Area Scan (71x91x1): Interpolated grid: dx=1.500 mm, dy=1.500 mm
Maximum value of SAR (interpolated) = 0.874 W/kg

Zoom Scan (5x5x7)/Cube 0: Measurement grid: dx=8mm, dy=8mm, dz=5mm
Reference Value = 20.29 V/m; Power Drift = -0.05 dB
Peak SAR (extrapolated) = 1.26 W/kg
SAR(1 g) = 0.733 W/kg; SAR(10 g) = 0.429 W/kg
Maximum value of SAR (measured) = 0.796 W/kg

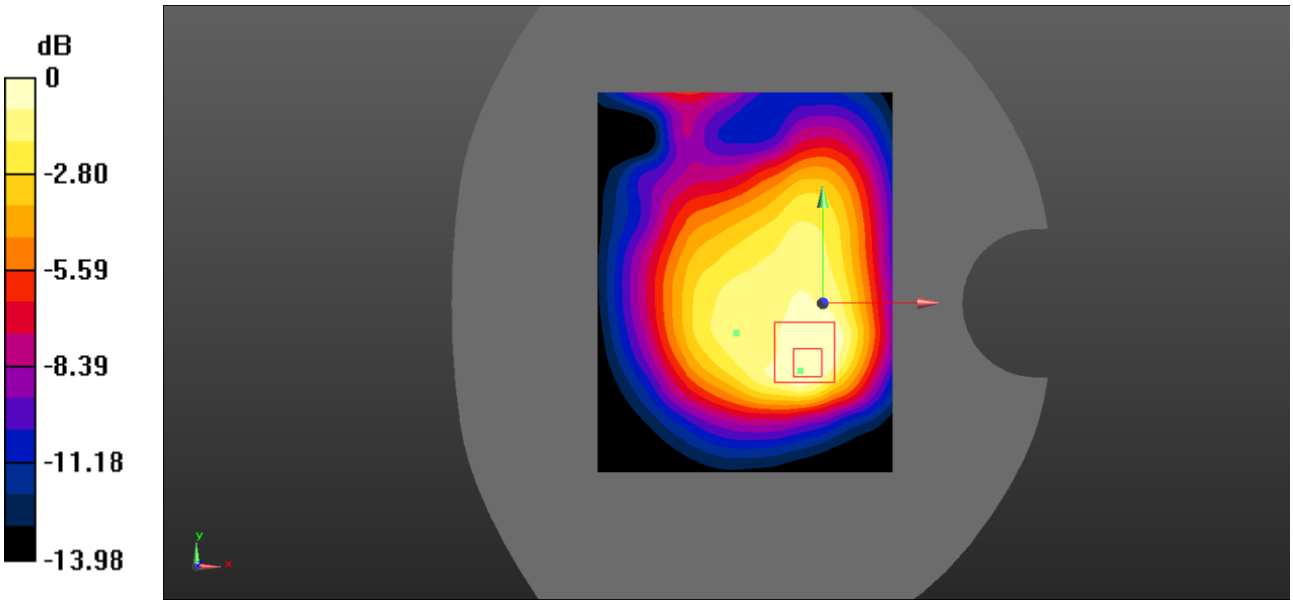

Test Plot 22#: WCDMA Band 2_Body Left_Middle

DUT: Smart phone; Type: MAX 1 Plus; Serial: 19071800728;

Communication System: Communication System: UID 0, WCDMA; Frequency: 1880 MHz;Duty Cycle: 1:1
Medium parameters used: f = 1880 MHz; σ = 1.385 S/m; ε_r = 40.983; ρ = 1000 kg/m^3 ;
Phantom section: Flat Section

DASY5 Configuration:

- Probe: EX3DV4 - SN7522; ConvF(7.91, 7.91, 7.91); Calibrated: 2018/11/2;
- Sensor-Surface: 1.4mm (Mechanical Surface Detection)
- Electronics: DAE4 SN1562;Calibrated: 2018/11/6
- Phantom: ELI V8.0 P1aP2a; Type: QD OVA 004 AA; Serial: 2092
- Measurement SW: DASY52, Version 52.8 (8);

Area Scan (71x91x1): Interpolated grid: dx=1.500 mm, dy=1.500 mm
Maximum value of SAR (interpolated) = 0.206 W/kg

Zoom Scan (5x5x7)/Cube 0: Measurement grid: dx=8mm, dy=8mm, dz=5mm
Reference Value = 11.08 V/m; Power Drift = -0.03 dB
Peak SAR (extrapolated) = 0.283 W/kg
SAR(1 g) = 0.184 W/kg; SAR(10 g) = 0.117 W/kg
Maximum value of SAR (measured) = 0.198 W/kg

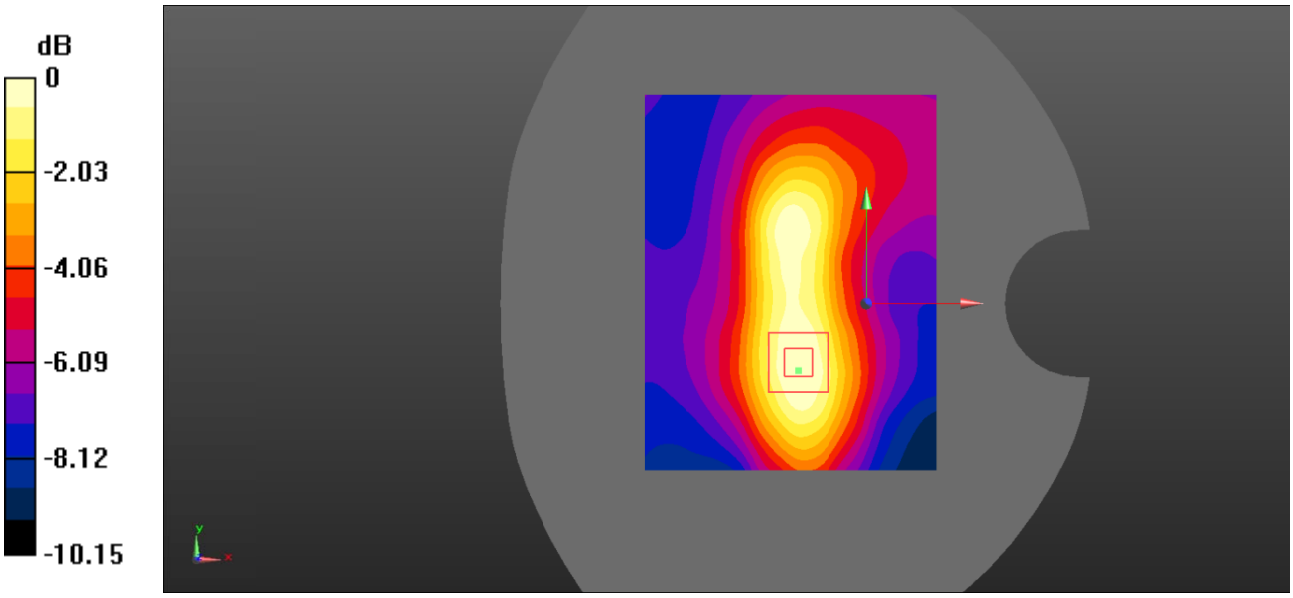

Test Plot 23#: WCDMA Band 2_Body Bottom_Middle

DUT: Smart phone; Type: MAX 1 Plus; Serial: 19071800728;

Communication System: Communication System: UID 0, WCDMA; Frequency: 1880 MHz;Duty Cycle: 1:1
Medium parameters used: f = 1880 MHz; σ = 1.385 S/m; ε_r = 40.983; ρ = 1000 kg/m^3 ;
Phantom section: Flat Section

DASY5 Configuration:

- Probe: EX3DV4 - SN7522; ConvF(7.91, 7.91, 7.91); Calibrated: 2018/11/2;
- Sensor-Surface: 1.4mm (Mechanical Surface Detection)
- Electronics: DAE4 SN1562;Calibrated: 2018/11/6
- Phantom: ELI V8.0 P1aP2a; Type: QD OVA 004 AA; Serial: 2092
- Measurement SW: DASY52, Version 52.8 (8);

Area Scan (71x91x1): Interpolated grid: dx=1.500 mm, dy=1.500 mm
Maximum value of SAR (interpolated) = 0.424 W/kg

Zoom Scan (5x5x7)/Cube 0: Measurement grid: dx=8mm, dy=8mm, dz=5mm
Reference Value = 16.95 V/m; Power Drift = -0.01 dB
Peak SAR (extrapolated) = 0.619 W/kg
SAR(1 g) = 0.380 W/kg; SAR(10 g) = 0.230 W/kg
Maximum value of SAR (measured) = 0.411 W/kg

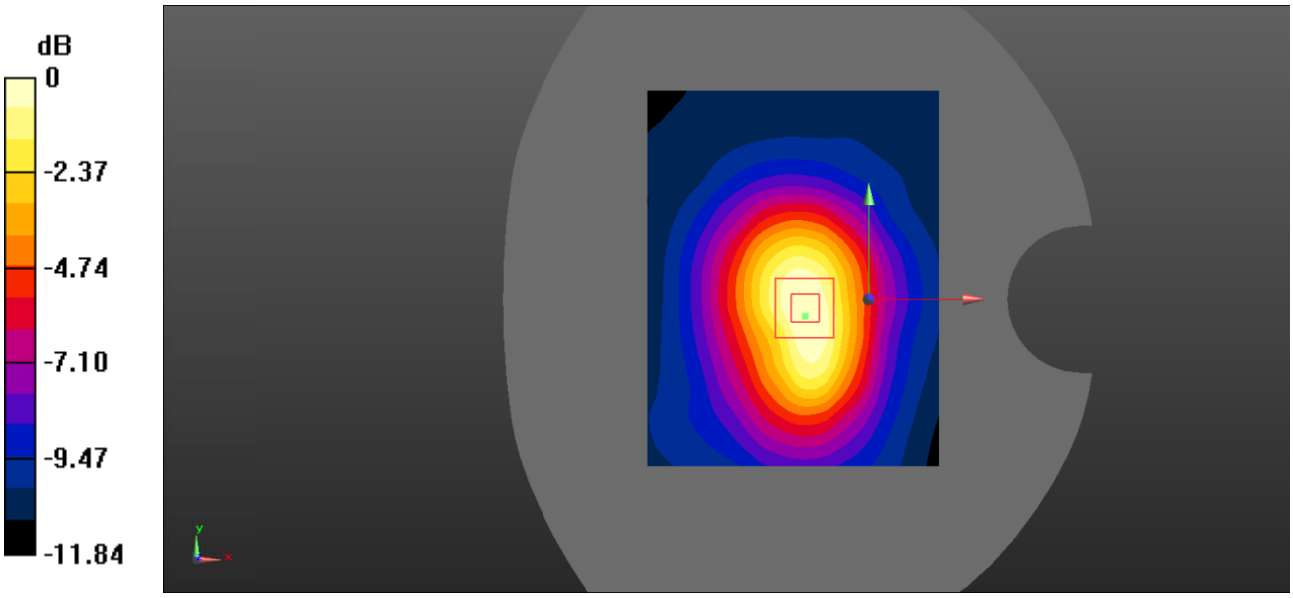

Test Plot 24#: WCDMA Band 5_Head Left Cheek_Middle

DUT: Smart phone; Type: MAX 1 Plus; Serial: 19071800728;

Communication System: Communication System: UID 0, WCDMA; Frequency: 836.6 MHz;Duty Cycle: 1:1
Medium parameters used: f = 836.6 MHz; σ = 0.885 S/m; ε_r = 42.513; ρ = 1000 kg/m^3 ;
Phantom section: Left Section

DASY5 Configuration:

- Probe: EX3DV4 - SN7522; ConvF(9.46, 9.46, 9.46); Calibrated: 2018/11/2;
- Sensor-Surface: 1.4mm (Mechanical Surface Detection)
- Electronics: DAE4 SN1562;Calibrated: 2018/11/6
- Phantom: SAM-Twin V8.0 P1aP2a; Type: QD 000 P41 AA; Serial: 1962
- Measurement SW: DASY52, Version 52.8 (8);

Area Scan (71x91x1): Interpolated grid: dx=1.500 mm, dy=1.500 mm
Maximum value of SAR (interpolated) = 0.271 W/kg

Zoom Scan (5x5x7)/Cube 0: Measurement grid: dx=8mm, dy=8mm, dz=5mm
Reference Value = 6.715 V/m; Power Drift = 0.13 dB
Peak SAR (extrapolated) = 0.301 W/kg
SAR(1 g) = 0.257 W/kg; SAR(10 g) = 0.204 W/kg
Maximum value of SAR (measured) = 0.267 W/kg

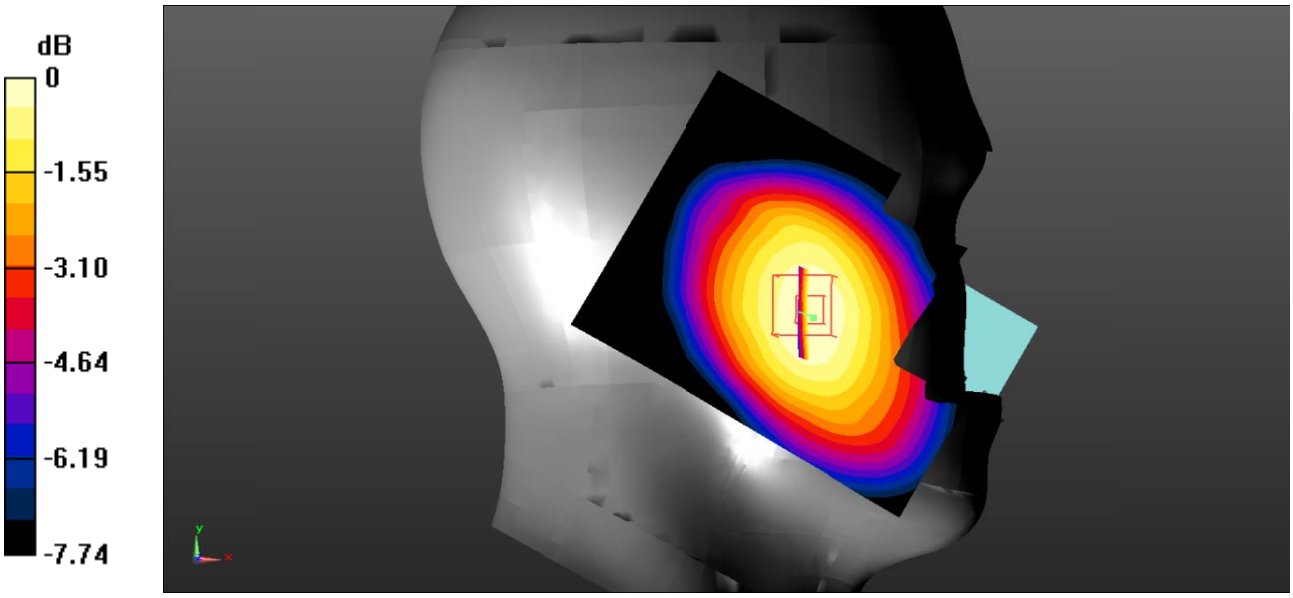

Test Plot 25#: WCDMA Band 5_Head Left Tilt_Middle

DUT: Smart phone; Type: MAX 1 Plus; Serial: 19071800728;

Communication System: Communication System: UID 0, WCDMA; Frequency: 836.6 MHz;Duty Cycle: 1:1
Medium parameters used: f = 836.6 MHz; σ = 0.885 S/m; ε_r = 42.513; ρ = 1000 kg/m^3 ;
Phantom section: Left Section

DASY5 Configuration:

- Probe: EX3DV4 - SN7522; ConvF(9.46, 9.46, 9.46); Calibrated: 2018/11/2;
- Sensor-Surface: 1.4mm (Mechanical Surface Detection)
- Electronics: DAE4 SN1562;Calibrated: 2018/11/6
- Phantom: SAM-Twin V8.0 P1aP2a; Type: QD 000 P41 AA; Serial: 1962
- Measurement SW: DASY52, Version 52.8 (8);

Area Scan (71x91x1): Interpolated grid: dx=1.500 mm, dy=1.500 mm
Maximum value of SAR (interpolated) = 0.156 W/kg

Zoom Scan (5x5x7)/Cube 0: Measurement grid: dx=8mm, dy=8mm, dz=5mm
Reference Value = 7.300 V/m; Power Drift = 0.12 dB
Peak SAR (extrapolated) = 0.177 W/kg
SAR(1 g) = 0.149 W/kg; SAR(10 g) = 0.118 W/kg
Maximum value of SAR (measured) = 0.154 W/kg



Test Plot 26#: WCDMA Band 5_Head Right Cheek_Middle

DUT: Smart phone; Type: MAX 1 Plus; Serial: 19071800728;

Communication System: Communication System: UID 0, WCDMA; Frequency: 836.6 MHz;Duty Cycle: 1:1
Medium parameters used: f = 836.6 MHz; σ = 0.885 S/m; ε_r = 42.513; ρ = 1000 kg/m^3 ;
Phantom section: Right Section

DASY5 Configuration:

- Probe: EX3DV4 - SN7522; ConvF(9.46, 9.46, 9.46); Calibrated: 2018/11/2;
- Sensor-Surface: 1.4mm (Mechanical Surface Detection)
- Electronics: DAE4 SN1562;Calibrated: 2018/11/6
- Phantom: SAM-Twin V8.0 P1aP2a; Type: QD 000 P41 AA; Serial: 1962
- Measurement SW: DASY52, Version 52.8 (8);

Area Scan (71x91x1): Interpolated grid: dx=1.500 mm, dy=1.500 mm
Maximum value of SAR (interpolated) = 0.260 W/kg

Zoom Scan (5x5x7)/Cube 0: Measurement grid: dx=8mm, dy=8mm, dz=5mm
Reference Value = 7.141 V/m; Power Drift = 0.05 dB
Peak SAR (extrapolated) = 0.302 W/kg
SAR(1 g) = 0.262 W/kg; SAR(10 g) = 0.211 W/kg
Maximum value of SAR (measured) = 0.272 W/kg

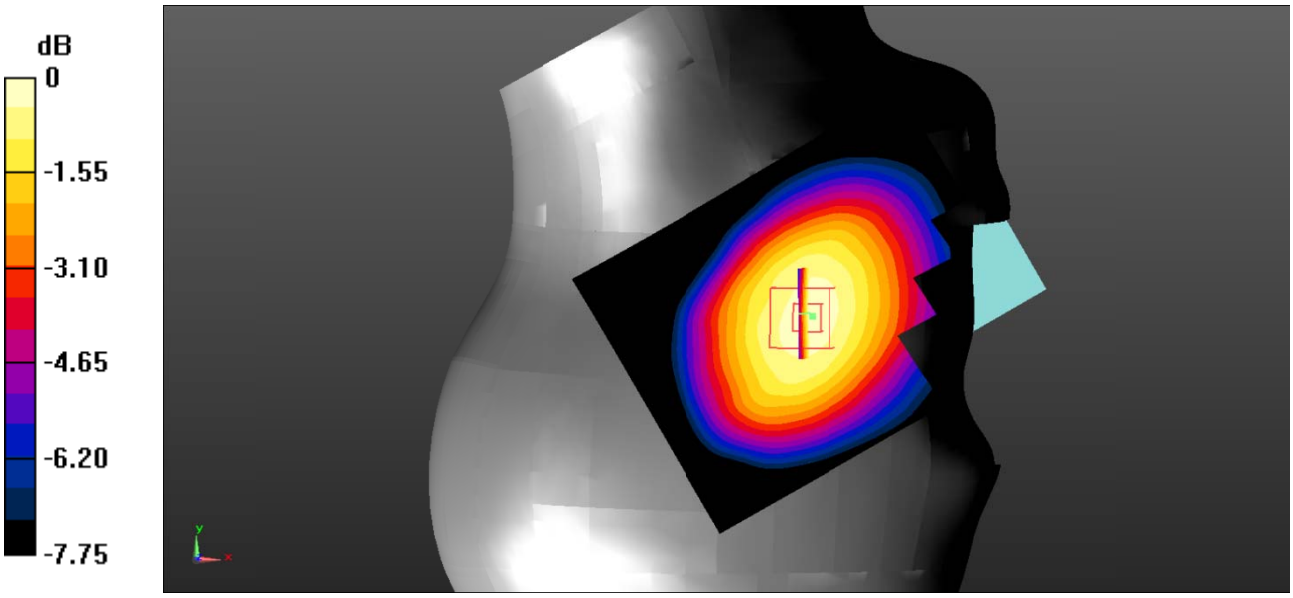

Test Plot 27#: WCDMA Band 5_Head Right Tilt_Middle

DUT: Smart phone; Type: MAX 1 Plus; Serial: 19071800728;

Communication System: Communication System: UID 0, WCDMA; Frequency: 836.6 MHz;Duty Cycle: 1:1
Medium parameters used: f = 836.6 MHz; σ = 0.885 S/m; ε_r = 42.513; ρ = 1000 kg/m^3 ;
Phantom section: Right Section

DASY5 Configuration:

- Probe: EX3DV4 - SN7522; ConvF(9.46, 9.46, 9.46); Calibrated: 2018/11/2;
- Sensor-Surface: 1.4mm (Mechanical Surface Detection)
- Electronics: DAE4 SN1562;Calibrated: 2018/11/6
- Phantom: SAM-Twin V8.0 P1aP2a; Type: QD 000 P41 AA; Serial: 1962
- Measurement SW: DASY52, Version 52.8 (8);

Area Scan (71x91x1): Interpolated grid: dx=1.500 mm, dy=1.500 mm
Maximum value of SAR (interpolated) = 0.157 W/kg

Zoom Scan (5x5x7)/Cube 0: Measurement grid: dx=8mm, dy=8mm, dz=5mm
Reference Value = 7.949 V/m; Power Drift = 0.01 dB
Peak SAR (extrapolated) = 0.186 W/kg
SAR(1 g) = 0.156 W/kg; SAR(10 g) = 0.124 W/kg
Maximum value of SAR (measured) = 0.160 W/kg



Test Plot 28#: WCDMA Band 5_Body Back_Middle

DUT: Smart phone; Type: MAX 1 Plus; Serial: 19071800728;

Communication System: Communication System: UID 0, WCDMA; Frequency: 836.6 MHz;Duty Cycle: 1:1
Medium parameters used: f = 836.6 MHz; σ = 0.885 S/m; ε_r = 42.513; ρ = 1000 kg/m^3 ;
Phantom section: Flat Section

DASY5 Configuration:

- Probe: EX3DV4 - SN7522; ConvF(9.46, 9.46, 9.46); Calibrated: 2018/11/2;
- Sensor-Surface: 1.4mm (Mechanical Surface Detection)
- Electronics: DAE4 SN1562;Calibrated: 2018/11/6
- Phantom: ELI V8.0 P1aP2a; Type: QD OVA 004 AA; Serial: 2092
- Measurement SW: DASY52, Version 52.8 (8);

Area Scan (71x91x1): Interpolated grid: dx=1.500 mm, dy=1.500 mm
Maximum value of SAR (interpolated) = 0.400 W/kg

Zoom Scan (5x5x7)/Cube 0: Measurement grid: dx=8mm, dy=8mm, dz=5mm
Reference Value = 16.55 V/m; Power Drift = 0.06 dB
Peak SAR (extrapolated) = 0.477 W/kg
SAR(1 g) = 0.384 W/kg; SAR(10 g) = 0.292 W/kg
Maximum value of SAR (measured) = 0.400 W/kg

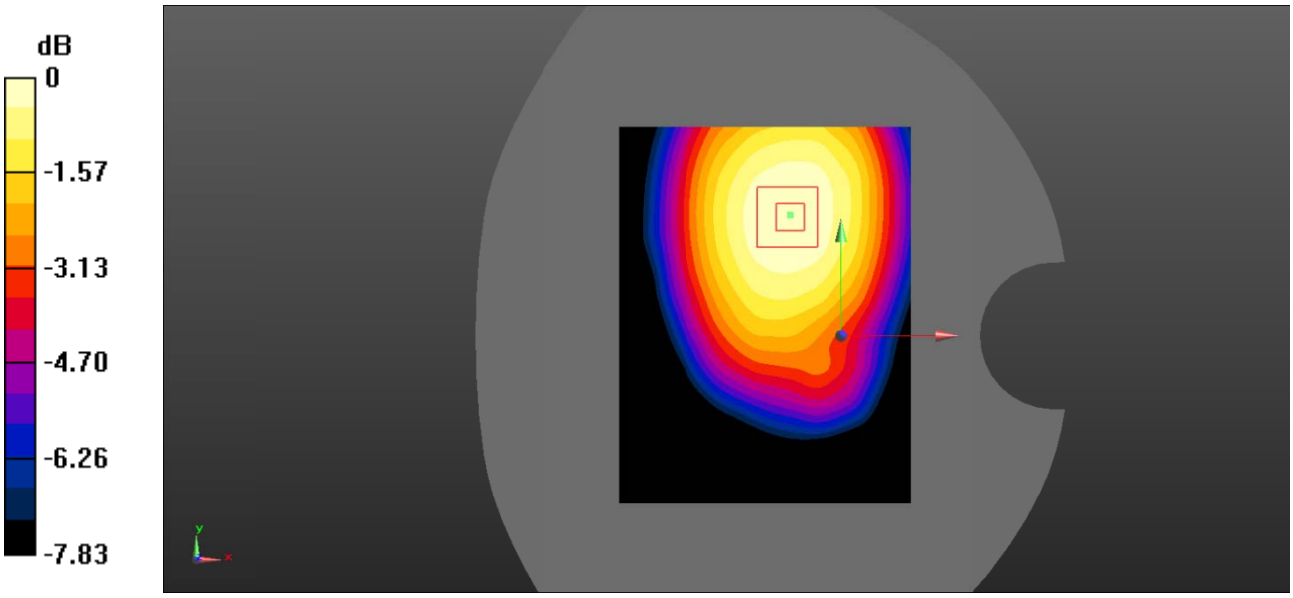

Test Plot 29#: WCDMA Band 5_Body Left_Middle

DUT: Smart phone; Type: MAX 1 Plus; Serial: 19071800728;

Communication System: Communication System: UID 0, WCDMA; Frequency: 836.6 MHz;Duty Cycle: 1:1
Medium parameters used: f = 836.6 MHz; σ = 0.885 S/m; ε_r = 42.513; ρ = 1000 kg/m^3 ;
Phantom section: Flat Section

DASY5 Configuration:

- Probe: EX3DV4 - SN7522; ConvF(9.46, 9.46, 9.46); Calibrated: 2018/11/2;
- Sensor-Surface: 1.4mm (Mechanical Surface Detection)
- Electronics: DAE4 SN1562;Calibrated: 2018/11/6
- Phantom: ELI V8.0 P1aP2a; Type: QD OVA 004 AA; Serial: 2092
- Measurement SW: DASY52, Version 52.8 (8);

Area Scan (71x91x1): Interpolated grid: dx=1.500 mm, dy=1.500 mm
Maximum value of SAR (interpolated) = 0.221 W/kg

Zoom Scan (5x5x7)/Cube 0: Measurement grid: dx=8mm, dy=8mm, dz=5mm
Reference Value = 11.83 V/m; Power Drift = 0.07 dB
Peak SAR (extrapolated) = 0.281 W/kg
SAR(1 g) = 0.206 W/kg; SAR(10 g) = 0.145 W/kg
Maximum value of SAR (measured) = 0.217 W/kg

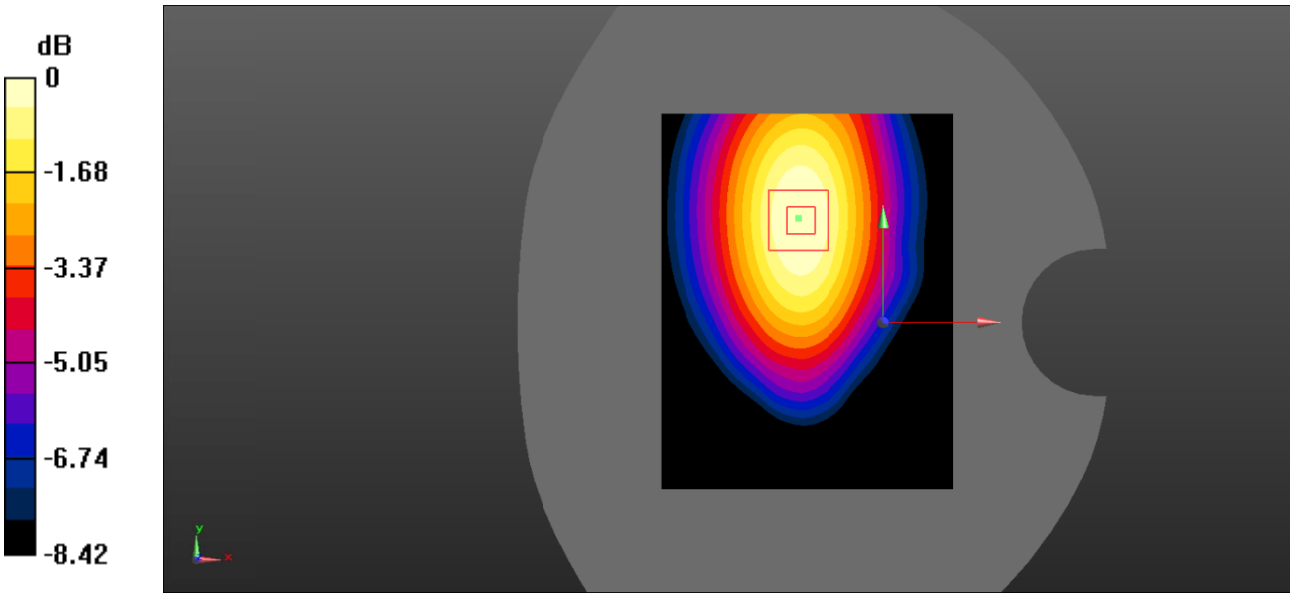

Test Plot 30#: WCDMA Band 5_Body Bottom_Middle

DUT: Smart phone; Type: MAX 1 Plus; Serial: 19071800728;

Communication System: Communication System: UID 0, WCDMA; Frequency: 836.6 MHz;Duty Cycle: 1:1
Medium parameters used: f = 836.6 MHz; σ = 0.885 S/m; ε_r = 42.513; ρ = 1000 kg/m^3 ;
Phantom section: Flat Section

DASY5 Configuration:

- Probe: EX3DV4 - SN7522; ConvF(9.46, 9.46, 9.46); Calibrated: 2018/11/2;
- Sensor-Surface: 1.4mm (Mechanical Surface Detection)
- Electronics: DAE4 SN1562;Calibrated: 2018/11/6
- Phantom: ELI V8.0 P1aP2a; Type: QD OVA 004 AA; Serial: 2092
- Measurement SW: DASY52, Version 52.8 (8);

Area Scan (71x91x1): Interpolated grid: dx=1.500 mm, dy=1.500 mm
Maximum value of SAR (interpolated) = 0.0951 W/kg

Zoom Scan (5x5x7)/Cube 0: Measurement grid: dx=8mm, dy=8mm, dz=5mm
Reference Value = 10.23 V/m; Power Drift = -0.04 dB
Peak SAR (extrapolated) = 0.249 W/kg
SAR(1 g) = 0.086 W/kg; SAR(10 g) = 0.048 W/kg
Maximum value of SAR (measured) = 0.0909 W/kg

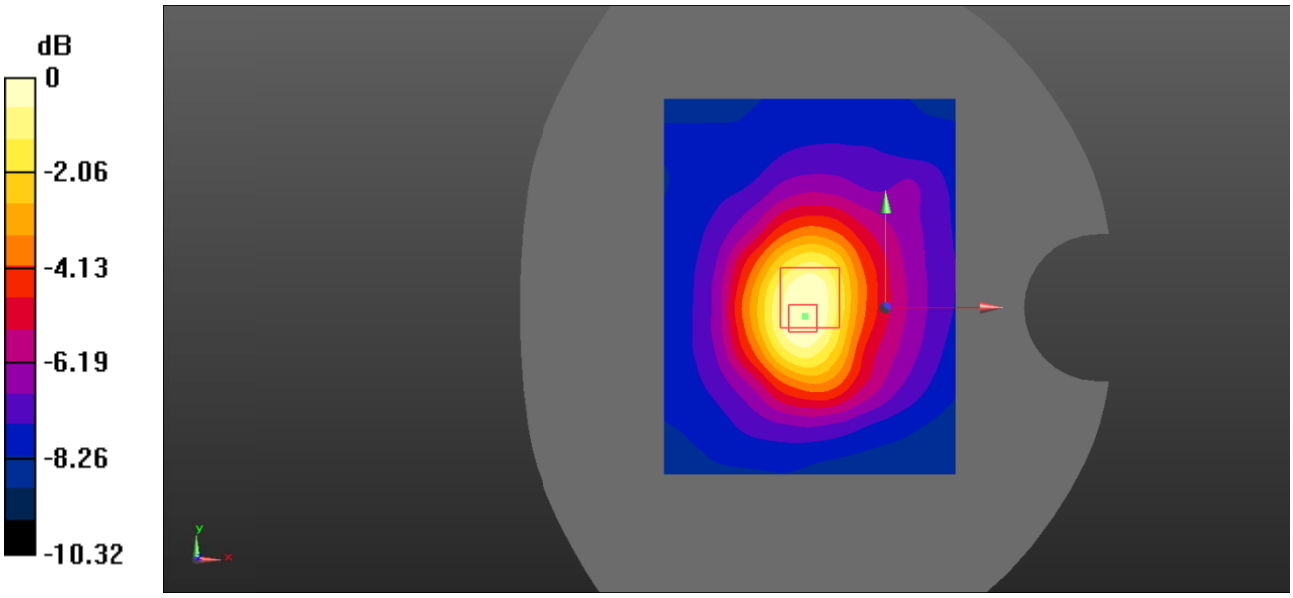

Test Plot 31#: LTE Band 2_Head Left Cheek_1RB_Middle

DUT: Smart phone; Type: MAX 1 Plus; Serial: 19071800728;

Communication System: Generic FDD-LTE; Frequency: 1880 MHz;Duty Cycle: 1:1
Medium parameters used: f = 1880 MHz; σ = 1.385 S/m; ε_r = 40.983; ρ = 1000 kg/m^3 ;
Phantom section: Left Section

DASY5 Configuration:

- Probe: EX3DV4 - SN7522; ConvF(7.91, 7.91, 7.91); Calibrated: 2018/11/2;
- Sensor-Surface: 1.4mm (Mechanical Surface Detection)
- Electronics: DAE4 SN1562;Calibrated: 2018/11/6
- Phantom: SAM-Twin V8.0 P1aP2a; Type: QD 000 P41 AA; Serial: 1962
- Measurement SW: DASY52, Version 52.8 (8);

Area Scan (71x91x1): Interpolated grid: dx=1.500 mm, dy=1.500 mm
Maximum value of SAR (interpolated) = 0.386 W/kg

Zoom Scan (5x5x7)/Cube 0: Measurement grid: dx=8mm, dy=8mm, dz=5mm
Reference Value = 6.394 V/m; Power Drift = 0.09 dB
Peak SAR (extrapolated) = 0.437 W/kg
SAR(1 g) = 0.312 W/kg; SAR(10 g) = 0.212 W/kg
Maximum value of SAR (measured) = 0.324 W/kg

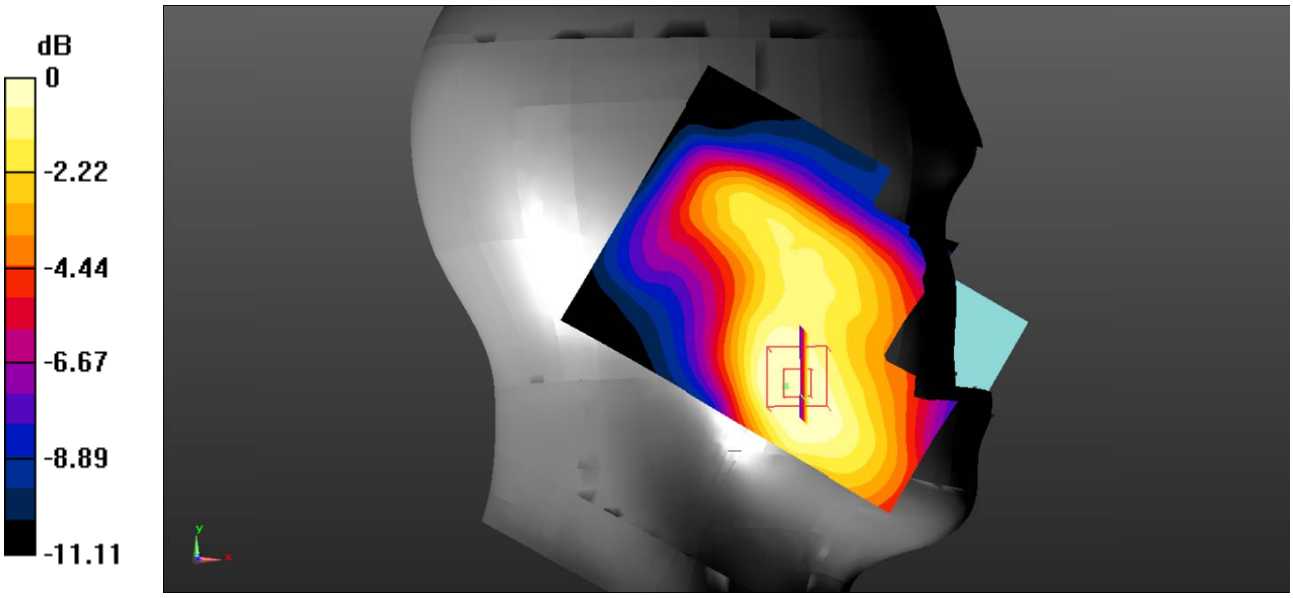

Test Plot 32#: LTE Band 2_Head Left Cheek_50%RB_Middle

DUT: Smart phone; Type: MAX 1 Plus; Serial: 19071800728;

Communication System: Generic FDD-LTE; Frequency: 1880 MHz;Duty Cycle: 1:1
Medium parameters used: f = 1880 MHz; σ = 1.385 S/m; ε_r = 40.983; ρ = 1000 kg/m^3 ;
Phantom section: Left Section

DASY5 Configuration:

- Probe: EX3DV4 - SN7522; ConvF(7.91, 7.91, 7.91); Calibrated: 2018/11/2;
- Sensor-Surface: 1.4mm (Mechanical Surface Detection)
- Electronics: DAE4 SN1562;Calibrated: 2018/11/6
- Phantom: SAM-Twin V8.0 P1aP2a; Type: QD 000 P41 AA; Serial: 1962
- Measurement SW: DASY52, Version 52.8 (8);

Area Scan (71x91x1): Interpolated grid: dx=1.500 mm, dy=1.500 mm
Maximum value of SAR (interpolated) = 0.287 W/kg

Zoom Scan (5x5x7)/Cube 0: Measurement grid: dx=8mm, dy=8mm, dz=5mm
Reference Value = 5.487 V/m; Power Drift = 0.15 dB
Peak SAR (extrapolated) = 0.347 W/kg
SAR(1 g) = 0.247 W/kg; SAR(10 g) = 0.168 W/kg
Maximum value of SAR (measured) = 0.262 W/kg

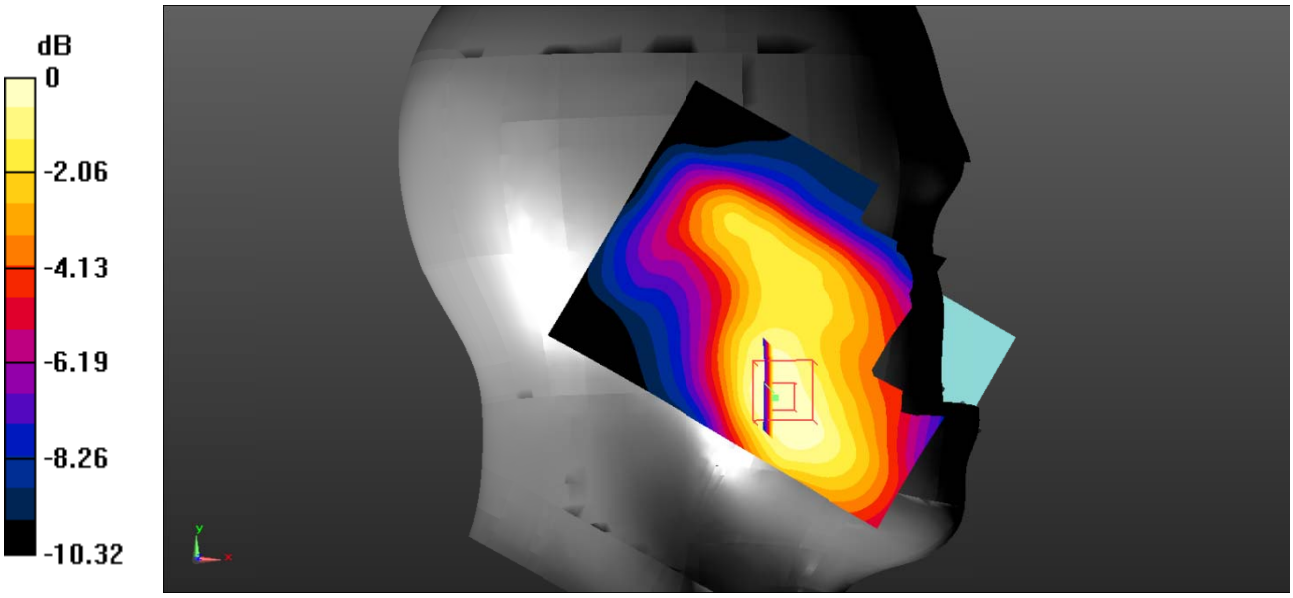

Test Plot 33#: LTE Band 2_Head Left Tilt_1RB_Middle

DUT: Smart phone; Type: MAX 1 Plus; Serial: 19071800728;

Communication System: Generic FDD-LTE; Frequency: 1880 MHz;Duty Cycle: 1:1
Medium parameters used: f = 1880 MHz; σ = 1.385 S/m; ε_r = 40.983; ρ = 1000 kg/m^3 ;
Phantom section: Left Section

DASY5 Configuration:

- Probe: EX3DV4 - SN7522; ConvF(7.91, 7.91, 7.91); Calibrated: 2018/11/2;
- Sensor-Surface: 1.4mm (Mechanical Surface Detection)
- Electronics: DAE4 SN1562;Calibrated: 2018/11/6
- Phantom: SAM-Twin V8.0 P1aP2a; Type: QD 000 P41 AA; Serial: 1962
- Measurement SW: DASY52, Version 52.8 (8);

Area Scan (71x91x1): Interpolated grid: dx=1.500 mm, dy=1.500 mm
Maximum value of SAR (interpolated) = 0.214 W/kg

Zoom Scan (5x5x7)/Cube 0: Measurement grid: dx=8mm, dy=8mm, dz=5mm
Reference Value = 8.669 V/m; Power Drift = 0.03 dB
Peak SAR (extrapolated) = 0.290 W/kg
SAR(1 g) = 0.178 W/kg; SAR(10 g) = 0.112 W/kg
Maximum value of SAR (measured) = 0.186 W/kg

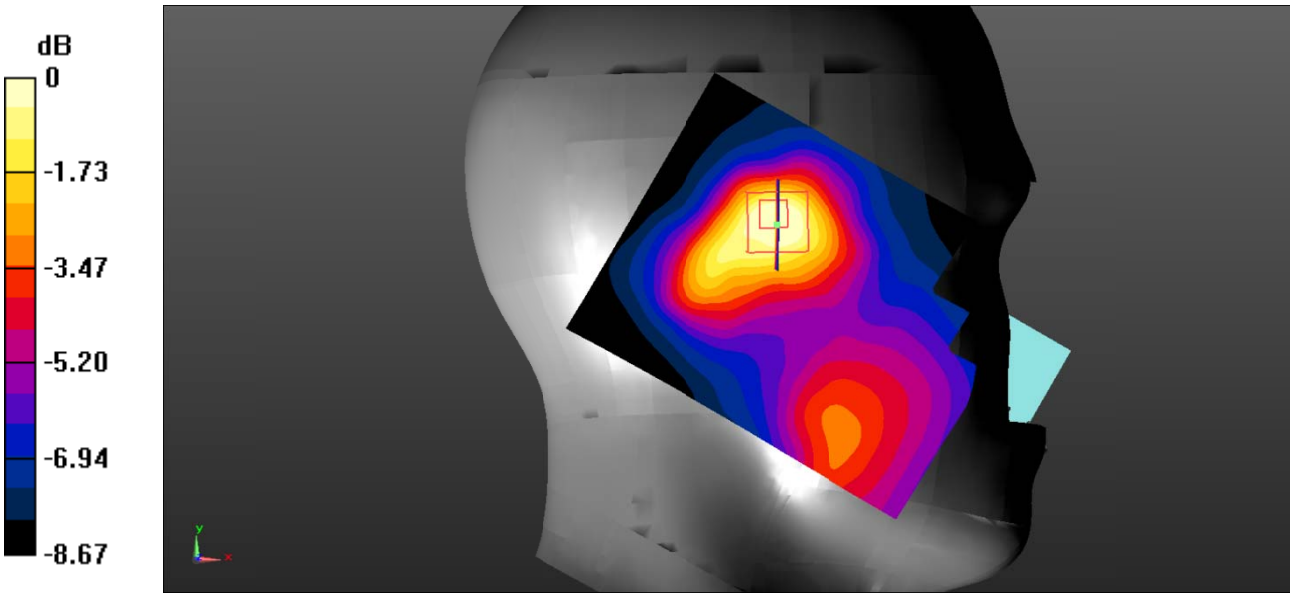

Test Plot 34#: LTE Band 2_Head Left Tilt_50%RB_Middle

DUT: Smart phone; Type: MAX 1 Plus; Serial: 19071800728;

Communication System: Generic FDD-LTE; Frequency: 1880 MHz;Duty Cycle: 1:1
Medium parameters used: f = 1880 MHz; σ = 1.385 S/m; ε_r = 40.983; ρ = 1000 kg/m^3 ;
Phantom section: Left Section

DASY5 Configuration:

- Probe: EX3DV4 - SN7522; ConvF(7.91, 7.91, 7.91); Calibrated: 2018/11/2;
- Sensor-Surface: 1.4mm (Mechanical Surface Detection)
- Electronics: DAE4 SN1562;Calibrated: 2018/11/6
- Phantom: SAM-Twin V8.0 P1aP2a; Type: QD 000 P41 AA; Serial: 1962
- Measurement SW: DASY52, Version 52.8 (8);

Area Scan (71x91x1): Interpolated grid: dx=1.500 mm, dy=1.500 mm
Maximum value of SAR (interpolated) = 0.166 W/kg

Zoom Scan (5x5x7)/Cube 0: Measurement grid: dx=8mm, dy=8mm, dz=5mm
Reference Value = 7.601 V/m; Power Drift = 0.03 dB
Peak SAR (extrapolated) = 0.221 W/kg
SAR(1 g) = 0.137 W/kg; SAR(10 g) = 0.087 W/kg
Maximum value of SAR (measured) = 0.141 W/kg

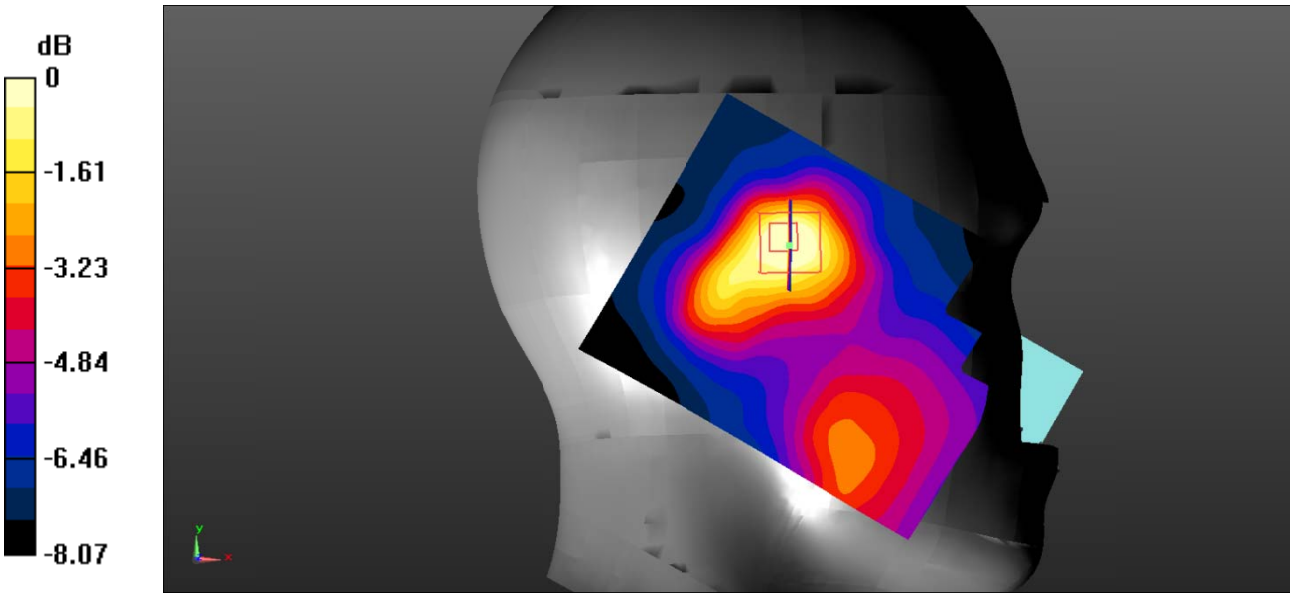

Test Plot 35#: LTE Band 2_Head Right Cheek_1RB_Middle

DUT: Smart phone; Type: MAX 1 Plus; Serial: 19071800728;

Communication System: Generic FDD-LTE; Frequency: 1880 MHz;Duty Cycle: 1:1
Medium parameters used: f = 1880 MHz; σ = 1.385 S/m; ε_r = 40.983; ρ = 1000 kg/m^3 ;
Phantom section: Right Section

DASY5 Configuration:

- Probe: EX3DV4 - SN7522; ConvF(7.91, 7.91, 7.91); Calibrated: 2018/11/2;
- Sensor-Surface: 1.4mm (Mechanical Surface Detection)
- Electronics: DAE4 SN1562;Calibrated: 2018/11/6
- Phantom: SAM-Twin V8.0 P1aP2a; Type: QD 000 P41 AA; Serial: 1962
- Measurement SW: DASY52, Version 52.8 (8);

Area Scan (71x91x1): Interpolated grid: dx=1.500 mm, dy=1.500 mm
Maximum value of SAR (interpolated) = 0.354 W/kg

Zoom Scan (5x5x7)/Cube 0: Measurement grid: dx=8mm, dy=8mm, dz=5mm
Reference Value = 7.500 V/m; Power Drift = 0.11 dB
Peak SAR (extrapolated) = 0.429 W/kg
SAR(1 g) = 0.310 W/kg; SAR(10 g) = 0.214 W/kg
Maximum value of SAR (measured) = 0.331 W/kg

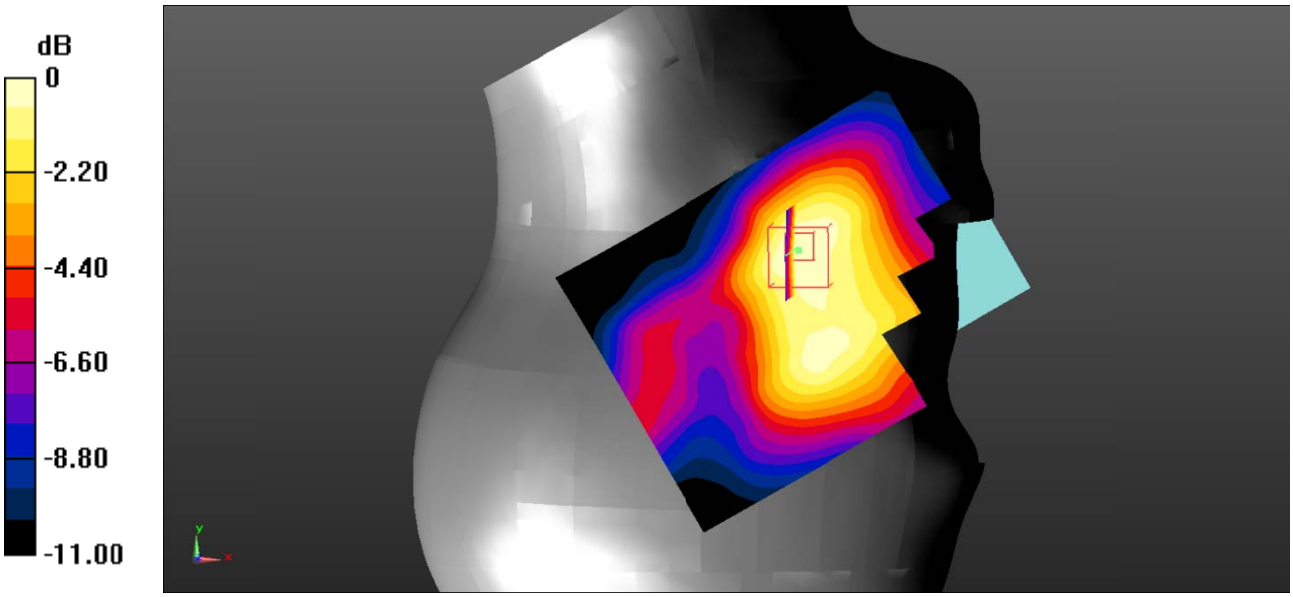

Test Plot 36#: LTE Band 2_Head Right Cheek_50%RB_Middle

DUT: Smart phone; Type: MAX 1 Plus; Serial: 19071800728;

Communication System: Generic FDD-LTE; Frequency: 1880 MHz;Duty Cycle: 1:1
Medium parameters used: f = 1880 MHz; σ = 1.385 S/m; ε_r = 40.983; ρ = 1000 kg/m^3 ;
Phantom section: Right Section

DASY5 Configuration:

- Probe: EX3DV4 - SN7522; ConvF(7.91, 7.91, 7.91); Calibrated: 2018/11/2;
- Sensor-Surface: 1.4mm (Mechanical Surface Detection)
- Electronics: DAE4 SN1562;Calibrated: 2018/11/6
- Phantom: SAM-Twin V8.0 P1aP2a; Type: QD 000 P41 AA; Serial: 1962
- Measurement SW: DASY52, Version 52.8 (8);

Area Scan (71x91x1): Interpolated grid: dx=1.500 mm, dy=1.500 mm
Maximum value of SAR (interpolated) = 0.272 W/kg

Zoom Scan (5x5x7)/Cube 0: Measurement grid: dx=8mm, dy=8mm, dz=5mm
Reference Value = 6.628 V/m; Power Drift = 0.16 dB
Peak SAR (extrapolated) = 0.335 W/kg
SAR(1 g) = 0.242 W/kg; SAR(10 g) = 0.167 W/kg
Maximum value of SAR (measured) = 0.260 W/kg

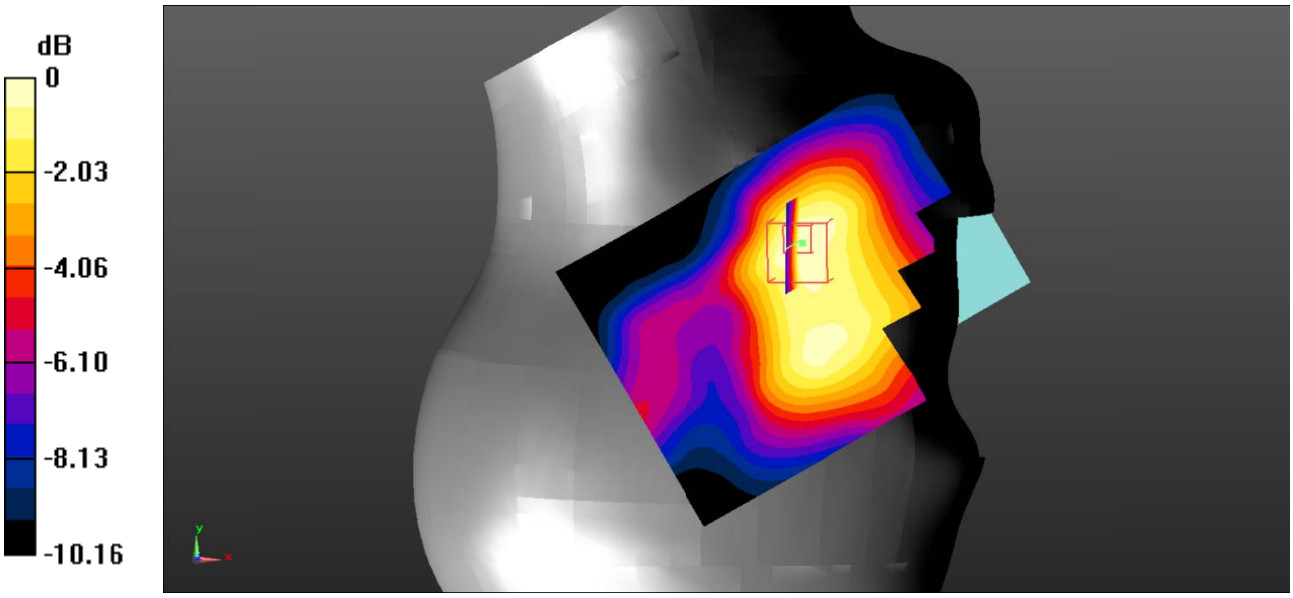

Test Plot 37#: LTE Band 2_Head Right Tilt_1RB_Middle

DUT: Smart phone; Type: MAX 1 Plus; Serial: 19071800728;

Communication System: Generic FDD-LTE; Frequency: 1880 MHz;Duty Cycle: 1:1
Medium parameters used: f = 1880 MHz; σ = 1.385 S/m; ε_r = 40.983; ρ = 1000 kg/m^3 ;
Phantom section: Right Section

DASY5 Configuration:

- Probe: EX3DV4 - SN7522; ConvF(7.91, 7.91, 7.91); Calibrated: 2018/11/2;
- Sensor-Surface: 1.4mm (Mechanical Surface Detection)
- Electronics: DAE4 SN1562;Calibrated: 2018/11/6
- Phantom: SAM-Twin V8.0 P1aP2a; Type: QD 000 P41 AA; Serial: 1962
- Measurement SW: DASY52, Version 52.8 (8);

Area Scan (71x91x1): Interpolated grid: dx=1.500 mm, dy=1.500 mm
Maximum value of SAR (interpolated) = 0.171 W/kg

Zoom Scan (5x5x7)/Cube 0: Measurement grid: dx=8mm, dy=8mm, dz=5mm
Reference Value = 10.06 V/m; Power Drift = -0.13 dB
Peak SAR (extrapolated) = 0.268 W/kg
SAR(1 g) = 0.163 W/kg; SAR(10 g) = 0.097 W/kg
Maximum value of SAR (measured) = 0.170 W/kg

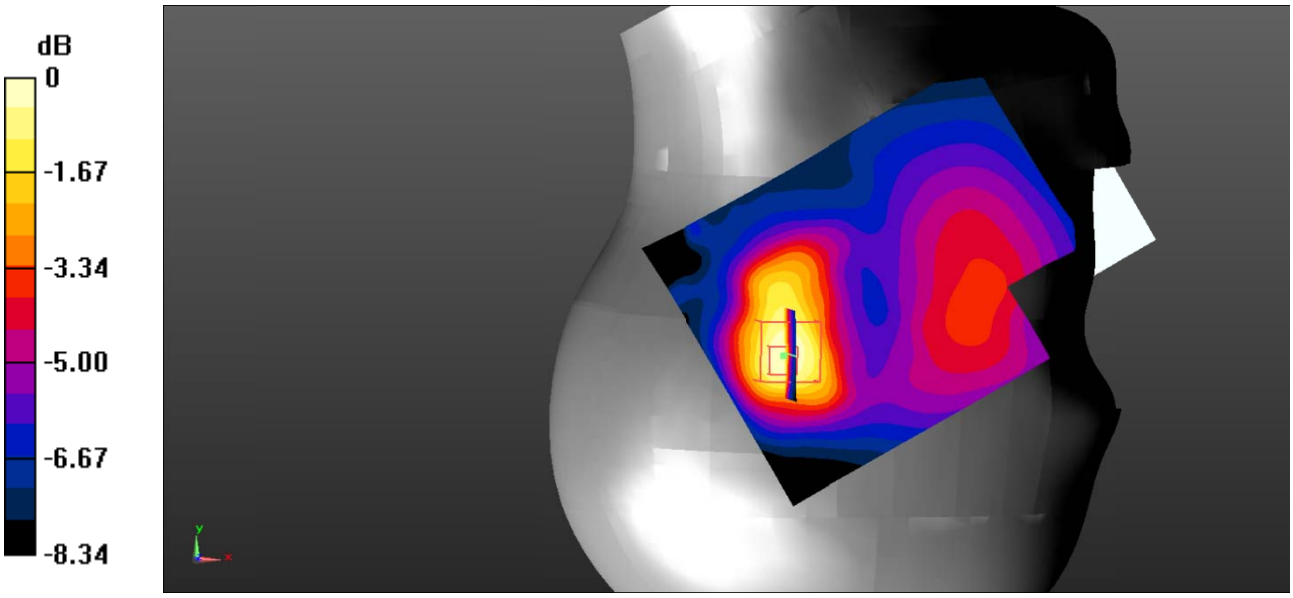

Test Plot 38#: LTE Band 2_Head Right Tilt_50%RB_Middle

DUT: Smart phone; Type: MAX 1 Plus; Serial: 19071800728;

Communication System: Generic FDD-LTE; Frequency: 1880 MHz;Duty Cycle: 1:1
Medium parameters used: f = 1880 MHz; σ = 1.385 S/m; ε_r = 40.983; ρ = 1000 kg/m^3 ;
Phantom section: Right Section

DASY5 Configuration:

- Probe: EX3DV4 - SN7522; ConvF(7.91, 7.91, 7.91); Calibrated: 2018/11/2;
- Sensor-Surface: 1.4mm (Mechanical Surface Detection)
- Electronics: DAE4 SN1562;Calibrated: 2018/11/6
- Phantom: SAM-Twin V8.0 P1aP2a; Type: QD 000 P41 AA; Serial: 1962
- Measurement SW: DASY52, Version 52.8 (8);

Area Scan (71x91x1): Interpolated grid: dx=1.500 mm, dy=1.500 mm
Maximum value of SAR (interpolated) = 0.141 W/kg

Zoom Scan (5x5x7)/Cube 0: Measurement grid: dx=8mm, dy=8mm, dz=5mm
Reference Value = 8.697 V/m; Power Drift = -0.13 dB
Peak SAR (extrapolated) = 0.222 W/kg
SAR(1 g) = 0.129 W/kg; SAR(10 g) = 0.078 W/kg
Maximum value of SAR (measured) = 0.133 W/kg

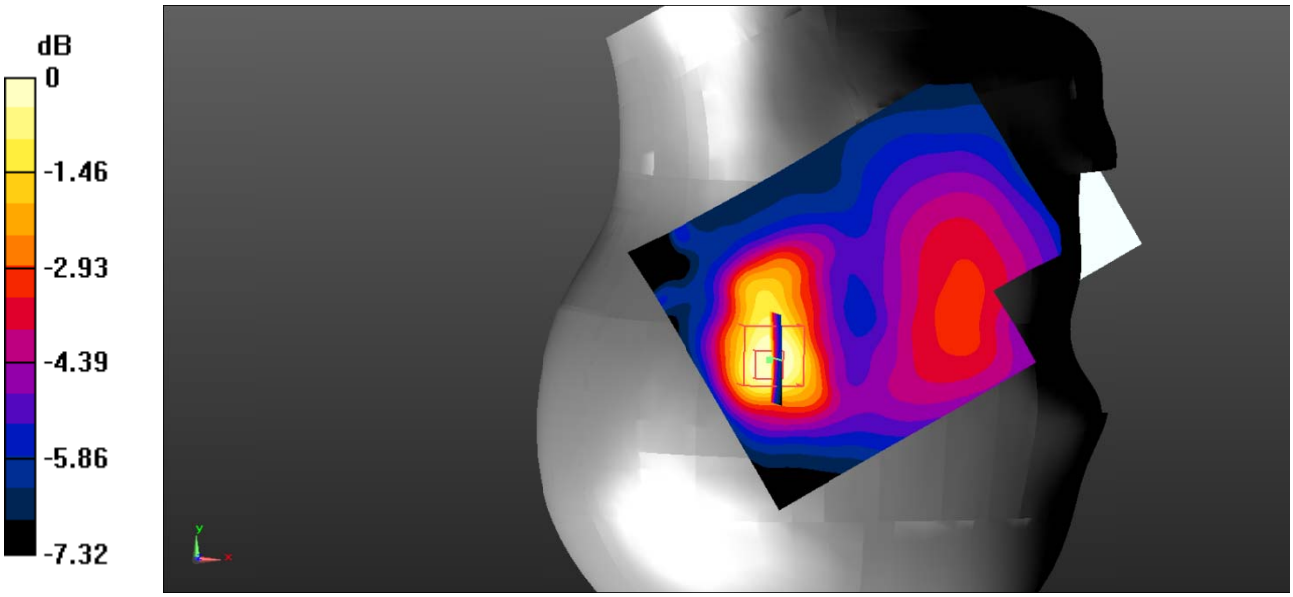

Test Plot 39#: LTE Band 2_Body Back_1RB_Low

DUT: Smart phone; Type: MAX 1 Plus; Serial: 19071800728;

Communication System: Generic FDD-LTE; Frequency: 1860 MHz;Duty Cycle: 1:1
Medium parameters used: f = 1860 MHz; σ = 1.373 S/m; ε_r = 40.686; ρ = 1000 kg/m^3 ;
Phantom section: Flat Section

DASY5 Configuration:

- Probe: EX3DV4 - SN7522; ConvF(7.91, 7.91, 7.91); Calibrated: 2018/11/2;
- Sensor-Surface: 1.4mm (Mechanical Surface Detection)
- Electronics: DAE4 SN1562;Calibrated: 2018/11/6
- Phantom: ELI V8.0 P1aP2a; Type: QD OVA 004 AA; Serial: 2092
- Measurement SW: DASY52, Version 52.8 (8);

Area Scan (71x91x1): Interpolated grid: dx=1.500 mm, dy=1.500 mm
Maximum value of SAR (interpolated) = 0.983 W/kg

Zoom Scan (5x5x7)/Cube 0: Measurement grid: dx=8mm, dy=8mm, dz=5mm
Reference Value = 21.89 V/m; Power Drift = 0.03 dB
Peak SAR (extrapolated) = 1.33 W/kg
SAR(1 g) = 0.804 W/kg; SAR(10 g) = 0.482 W/kg
Maximum value of SAR (measured) = 0.859 W/kg

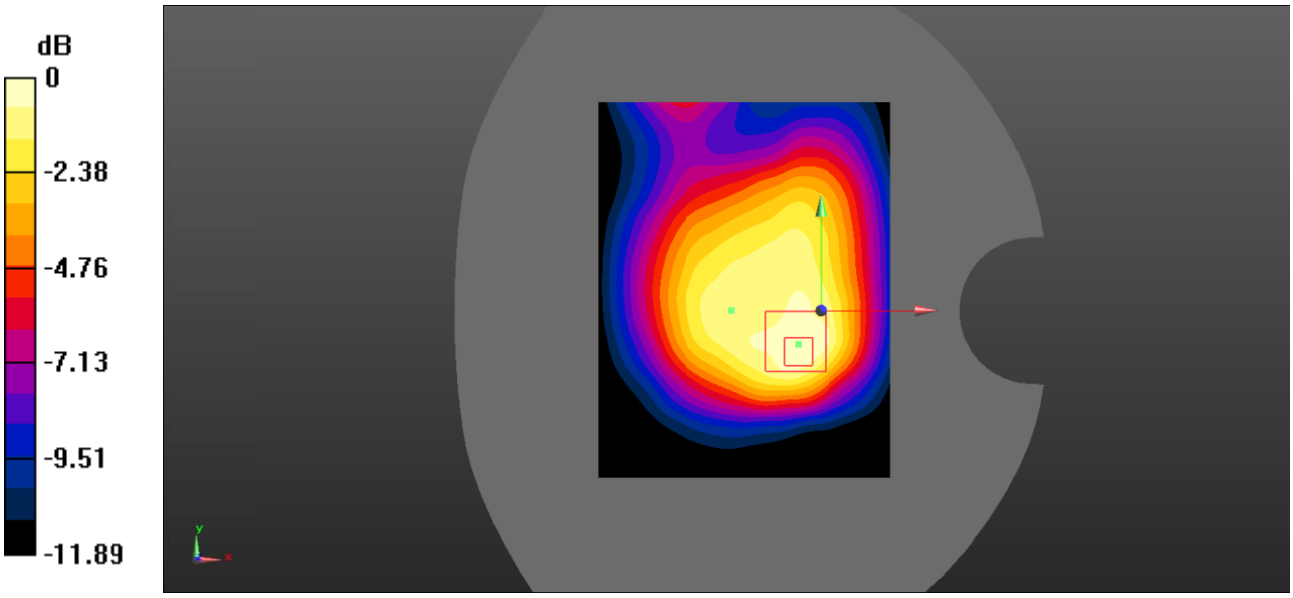

Test Plot 40#: LTE Band 2_Body Back_1RB_Middle

DUT: Smart phone; Type: MAX 1 Plus; Serial: 19071800728;

Communication System: Generic FDD-LTE; Frequency: 1880 MHz;Duty Cycle: 1:1
Medium parameters used: f = 1880 MHz; σ = 1.385 S/m; ε_r = 40.983; ρ = 1000 kg/m^3 ;
Phantom section: Flat Section

DASY5 Configuration:

- Probe: EX3DV4 - SN7522; ConvF(7.91, 7.91, 7.91); Calibrated: 2018/11/2;
- Sensor-Surface: 1.4mm (Mechanical Surface Detection)
- Electronics: DAE4 SN1562;Calibrated: 2018/11/6
- Phantom: ELI V8.0 P1aP2a; Type: QD OVA 004 AA; Serial: 2092
- Measurement SW: DASY52, Version 52.8 (8);

Area Scan (71x91x1): Interpolated grid: dx=1.500 mm, dy=1.500 mm
Maximum value of SAR (interpolated) = 0.990 W/kg

Zoom Scan (5x5x7)/Cube 0: Measurement grid: dx=8mm, dy=8mm, dz=5mm
Reference Value = 21.54 V/m; Power Drift = -0.02 dB
Peak SAR (extrapolated) = 1.44 W/kg
SAR(1 g) = 0.850 W/kg; SAR(10 g) = 0.498 W/kg
Maximum value of SAR (measured) = 0.913 W/kg

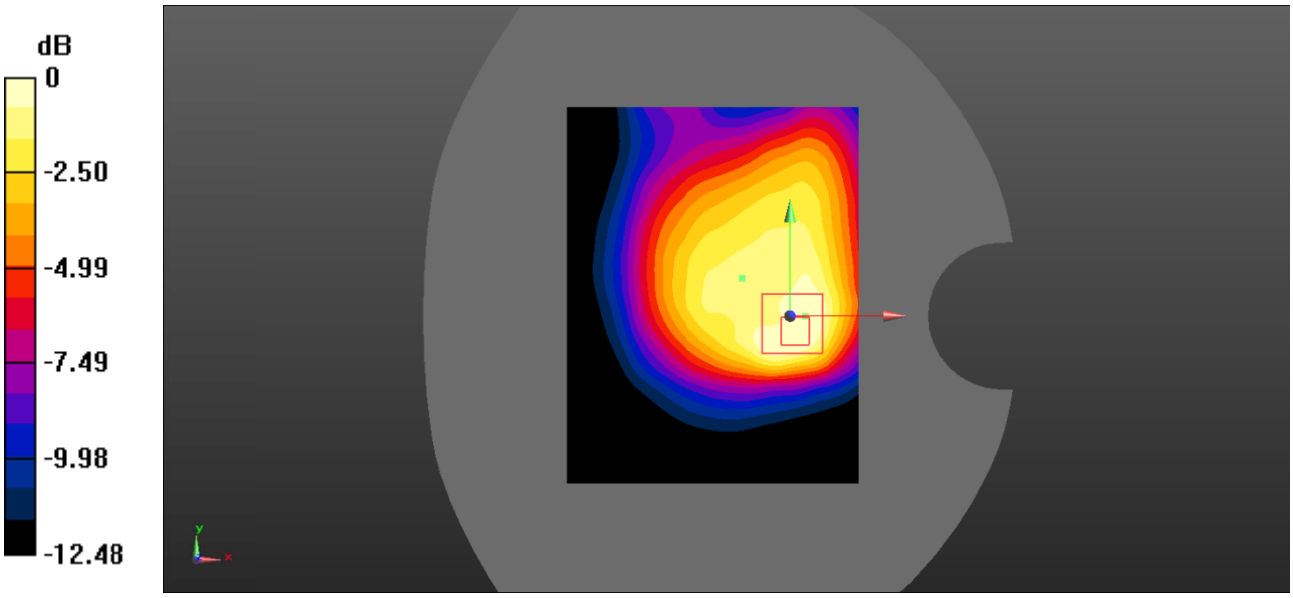

Test Plot 41#: LTE Band 2_Body Back_1RB_High

DUT: Smart phone; Type: MAX 1 Plus; Serial: 19071800728;

Communication System: Generic FDD-LTE; Frequency: 1900 MHz;Duty Cycle: 1:1
Medium parameters used: f = 1900 MHz; σ = 1.389 S/m; ε_r = 40.797; ρ = 1000 kg/m^3 ;
Phantom section: Flat Section

DASY5 Configuration:

- Probe: EX3DV4 - SN7522; ConvF(7.91, 7.91, 7.91); Calibrated: 2018/11/2;
- Sensor-Surface: 1.4mm (Mechanical Surface Detection)
- Electronics: DAE4 SN1562;Calibrated: 2018/11/6
- Phantom: ELI V8.0 P1aP2a; Type: QD OVA 004 AA; Serial: 2092
- Measurement SW: DASY52, Version 52.8 (8);

Area Scan (71x91x1): Interpolated grid: dx=1.500 mm, dy=1.500 mm
Maximum value of SAR (interpolated) = 1.09 W/kg

Zoom Scan (5x5x7)/Cube 0: Measurement grid: dx=8mm, dy=8mm, dz=5mm
Reference Value = 20.45 V/m; Power Drift = -0.02 dB
Peak SAR (extrapolated) = 1.56 W/kg
SAR(1 g) = 0.900 W/kg; SAR(10 g) = 0.514 W/kg
Maximum value of SAR (measured) = 0.980 W/kg

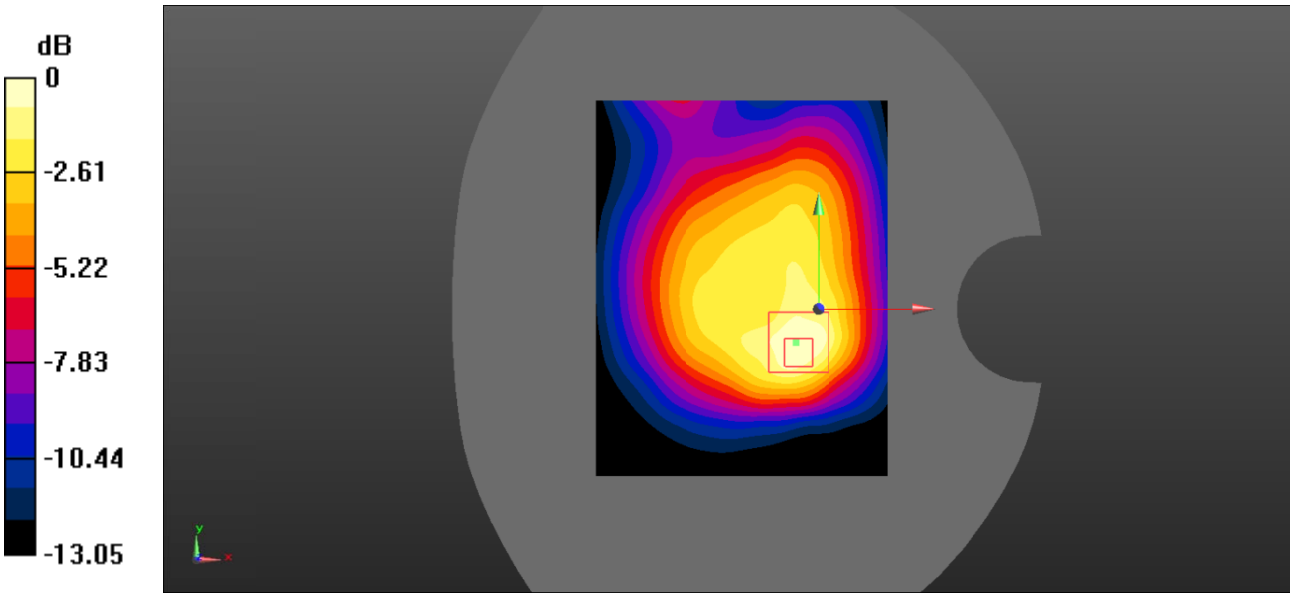

Test Plot 42#: LTE Band 2_Body Back_50%RB_Middle

DUT: Smart phone; Type: MAX 1 Plus; Serial: 19071800728;

Communication System: Generic FDD-LTE; Frequency: 1880 MHz;Duty Cycle: 1:1
Medium parameters used: f = 1880 MHz; σ = 1.385 S/m; ε_r = 40.983; ρ = 1000 kg/m^3 ;
Phantom section: Flat Section

DASY5 Configuration:

- Probe: EX3DV4 - SN7522; ConvF(7.91, 7.91, 7.91); Calibrated: 2018/11/2;
- Sensor-Surface: 1.4mm (Mechanical Surface Detection)
- Electronics: DAE4 SN1562;Calibrated: 2018/11/6
- Phantom: ELI V8.0 P1aP2a; Type: QD OVA 004 AA; Serial: 2092
- Measurement SW: DASY52, Version 52.8 (8);

Area Scan (71x91x1): Interpolated grid: dx=1.500 mm, dy=1.500 mm
Maximum value of SAR (interpolated) = 0.873 W/kg

Zoom Scan (5x5x7)/Cube 0: Measurement grid: dx=8mm, dy=8mm, dz=5mm
Reference Value = 19.38 V/m; Power Drift = -0.03 dB
Peak SAR (extrapolated) = 1.15 W/kg
SAR(1 g) = 0.676 W/kg; SAR(10 g) = 0.394 W/kg
Maximum value of SAR (measured) = 0.721 W/kg

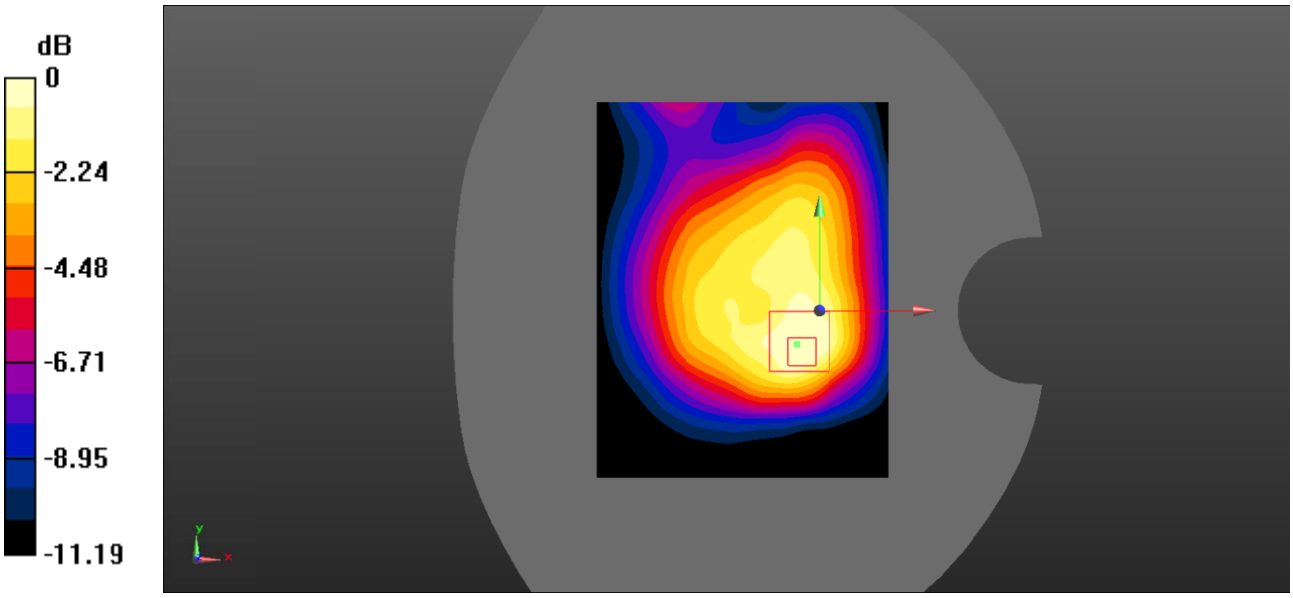

Test Plot 43#: LTE Band 2_Body Back_100%RB_Middle

DUT: Smart phone; Type: MAX 1 Plus; Serial: 19071800728;

Communication System: Generic FDD-LTE; Frequency: 1880 MHz;Duty Cycle: 1:1
Medium parameters used: f = 1880 MHz; σ = 1.385 S/m; ε_r = 40.983; ρ = 1000 kg/m^3 ;
Phantom section: Flat Section

DASY5 Configuration:

- Probe: EX3DV4 - SN7522; ConvF(7.91, 7.91, 7.91); Calibrated: 2018/11/2;
- Sensor-Surface: 1.4mm (Mechanical Surface Detection)
- Electronics: DAE4 SN1562;Calibrated: 2018/11/6
- Phantom: ELI V8.0 P1aP2a; Type: QD OVA 004 AA; Serial: 2092
- Measurement SW: DASY52, Version 52.8 (8);

Area Scan (71x91x1): Interpolated grid: dx=1.500 mm, dy=1.500 mm
Maximum value of SAR (interpolated) = 0.829 W/kg

Zoom Scan (5x5x7)/Cube 0: Measurement grid: dx=8mm, dy=8mm, dz=5mm
Reference Value = 18.30 V/m; Power Drift = 0.03 dB
Peak SAR (extrapolated) = 1.16 W/kg
SAR(1 g) = 0.682 W/kg; SAR(10 g) = 0.396 W/kg
Maximum value of SAR (measured) = 0.738 W/kg

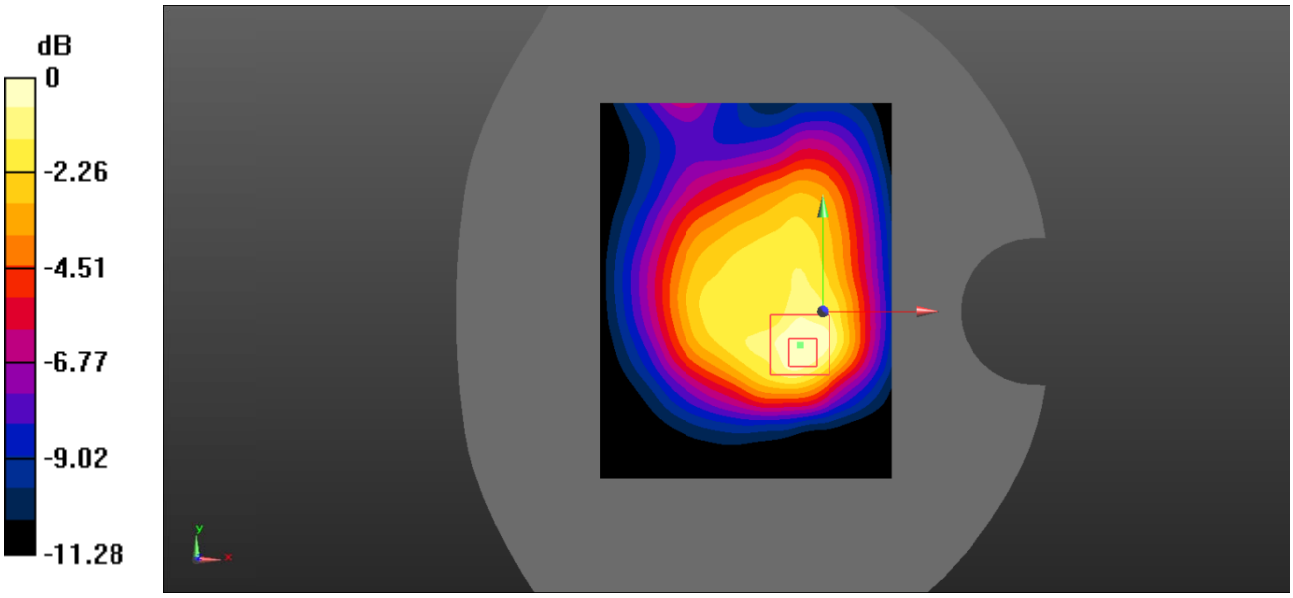

Test Plot 44#: LTE Band 2_Body Left_1RB_Middle

DUT: Smart phone; Type: MAX 1 Plus; Serial: 19071800728;

Communication System: Generic FDD-LTE; Frequency: 1880 MHz;Duty Cycle: 1:1
Medium parameters used: f = 1880 MHz; σ = 1.385 S/m; ε_r = 40.983; ρ = 1000 kg/m^3 ;
Phantom section: Flat Section

DASY5 Configuration:

- Probe: EX3DV4 - SN7522; ConvF(7.91, 7.91, 7.91); Calibrated: 2018/11/2;
- Sensor-Surface: 1.4mm (Mechanical Surface Detection)
- Electronics: DAE4 SN1562;Calibrated: 2018/11/6
- Phantom: ELI V8.0 P1aP2a; Type: QD OVA 004 AA; Serial: 2092
- Measurement SW: DASY52, Version 52.8 (8);

Area Scan (71x91x1): Interpolated grid: dx=1.500 mm, dy=1.500 mm
Maximum value of SAR (interpolated) = 0.181 W/kg

Zoom Scan (5x5x7)/Cube 0: Measurement grid: dx=8mm, dy=8mm, dz=5mm
Reference Value = 10.18 V/m; Power Drift = -0.09 dB
Peak SAR (extrapolated) = 0.245 W/kg
SAR(1 g) = 0.160 W/kg; SAR(10 g) = 0.102 W/kg
Maximum value of SAR (measured) = 0.172 W/kg

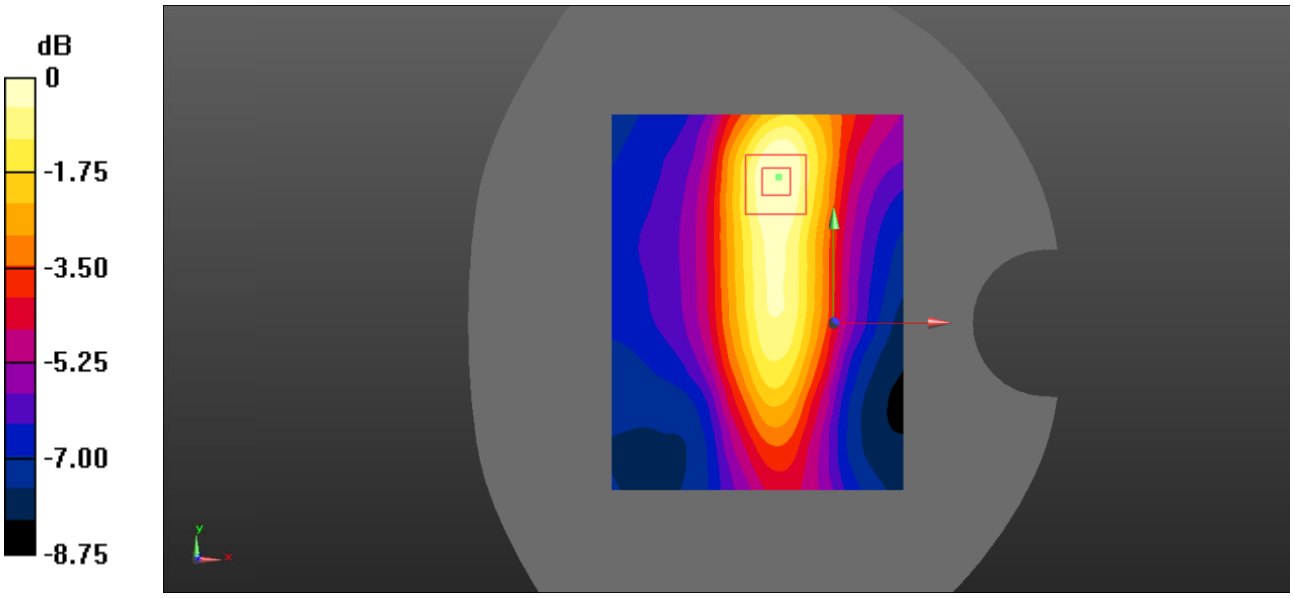

Test Plot 45#: LTE Band 2_Body Left_50%RB_Middle

DUT: Smart phone; Type: MAX 1 Plus; Serial: 19071800728;

Communication System: Generic FDD-LTE; Frequency: 1880 MHz;Duty Cycle: 1:1
Medium parameters used: f = 1880 MHz; σ = 1.385 S/m; ε_r = 40.983; ρ = 1000 kg/m^3 ;
Phantom section: Flat Section

DASY5 Configuration:

- Probe: EX3DV4 - SN7522; ConvF(7.91, 7.91, 7.91); Calibrated: 2018/11/2;
- Sensor-Surface: 1.4mm (Mechanical Surface Detection)
- Electronics: DAE4 SN1562;Calibrated: 2018/11/6
- Phantom: ELI V8.0 P1aP2a; Type: QD OVA 004 AA; Serial: 2092
- Measurement SW: DASY52, Version 52.8 (8);

Area Scan (71x91x1): Interpolated grid: dx=1.500 mm, dy=1.500 mm
Maximum value of SAR (interpolated) = 0.151 W/kg

Zoom Scan (5x5x7)/Cube 0: Measurement grid: dx=8mm, dy=8mm, dz=5mm
Reference Value = 8.817 V/m; Power Drift = 0.13 dB
Peak SAR (extrapolated) = 0.203 W/kg
SAR(1 g) = 0.133 W/kg; SAR(10 g) = 0.086 W/kg
Maximum value of SAR (measured) = 0.142 W/kg

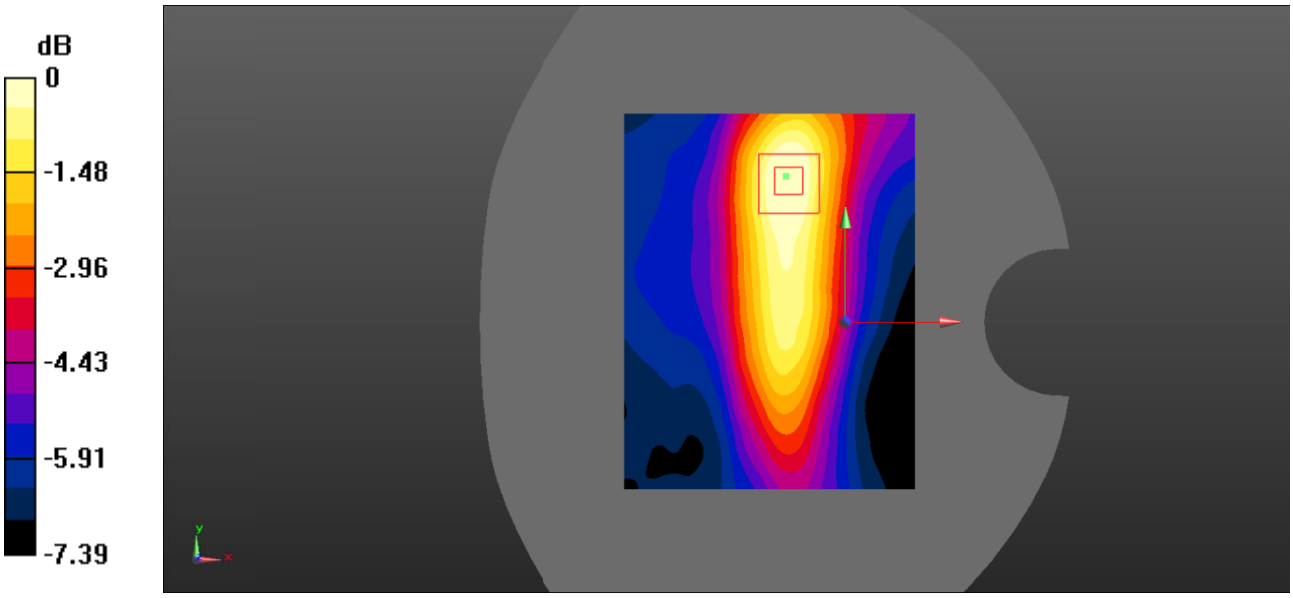

Test Plot 46#: LTE Band 2_Body Bottom_1RB_Middle

DUT: Smart phone; Type: MAX 1 Plus; Serial: 19071800728;

Communication System: Generic FDD-LTE; Frequency: 1880 MHz;Duty Cycle: 1:1
Medium parameters used: f = 1880 MHz; σ = 1.385 S/m; ε_r = 40.983; ρ = 1000 kg/m^3 ;
Phantom section: Flat Section

DASY5 Configuration:

- Probe: EX3DV4 - SN7522; ConvF(7.91, 7.91, 7.91); Calibrated: 2018/11/2;
- Sensor-Surface: 1.4mm (Mechanical Surface Detection)
- Electronics: DAE4 SN1562;Calibrated: 2018/11/6
- Phantom: ELI V8.0 P1aP2a; Type: QD OVA 004 AA; Serial: 2092
- Measurement SW: DASY52, Version 52.8 (8);

Area Scan (71x91x1): Interpolated grid: dx=1.500 mm, dy=1.500 mm
Maximum value of SAR (interpolated) = 0.408 W/kg

Zoom Scan (5x5x7)/Cube 0: Measurement grid: dx=8mm, dy=8mm, dz=5mm
Reference Value = 6.979 V/m; Power Drift = 0.16 dB
Peak SAR (extrapolated) = 0.597 W/kg
SAR(1 g) = 0.367 W/kg; SAR(10 g) = 0.220 W/kg
Maximum value of SAR (measured) = 0.400 W/kg

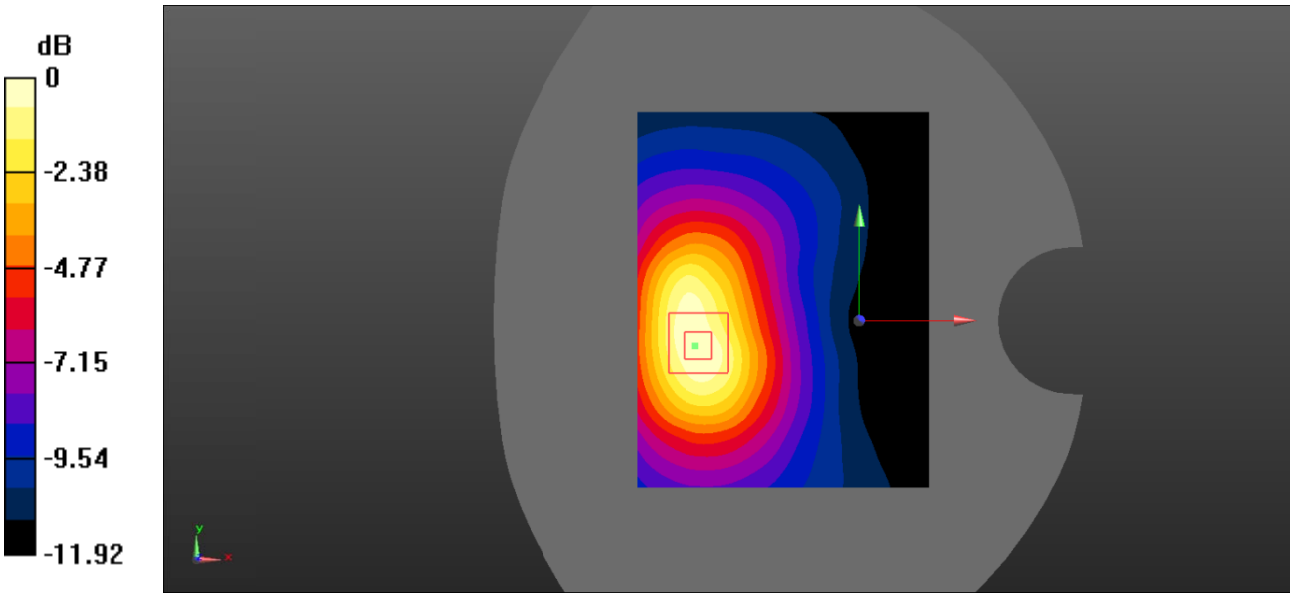

Test Plot 47#: LTE Band 2_Body Bottom_50%RB_Middle

DUT: Smart phone; Type: MAX 1 Plus; Serial: 19071800728;

Communication System: Generic FDD-LTE; Frequency: 1880 MHz;Duty Cycle: 1:1
Medium parameters used: f = 1880 MHz; σ = 1.385 S/m; ε_r = 40.983; ρ = 1000 kg/m^3 ;
Phantom section: Flat Section

DASY5 Configuration:

- Probe: EX3DV4 - SN7522; ConvF(7.91, 7.91, 7.91); Calibrated: 2018/11/2;
- Sensor-Surface: 1.4mm (Mechanical Surface Detection)
- Electronics: DAE4 SN1562;Calibrated: 2018/11/6
- Phantom: ELI V8.0 P1aP2a; Type: QD OVA 004 AA; Serial: 2092
- Measurement SW: DASY52, Version 52.8 (8);

Area Scan (71x71x1): Interpolated grid: dx=1.500 mm, dy=1.500 mm
Maximum value of SAR (interpolated) = 0.314 W/kg

Zoom Scan (5x5x7)/Cube 0: Measurement grid: dx=8mm, dy=8mm, dz=5mm
Reference Value = 15.15 V/m; Power Drift = -0.02 dB
Peak SAR (extrapolated) = 0.494 W/kg
SAR(1 g) = 0.302 W/kg; SAR(10 g) = 0.182 W/kg
Maximum value of SAR (measured) = 0.319 W/kg

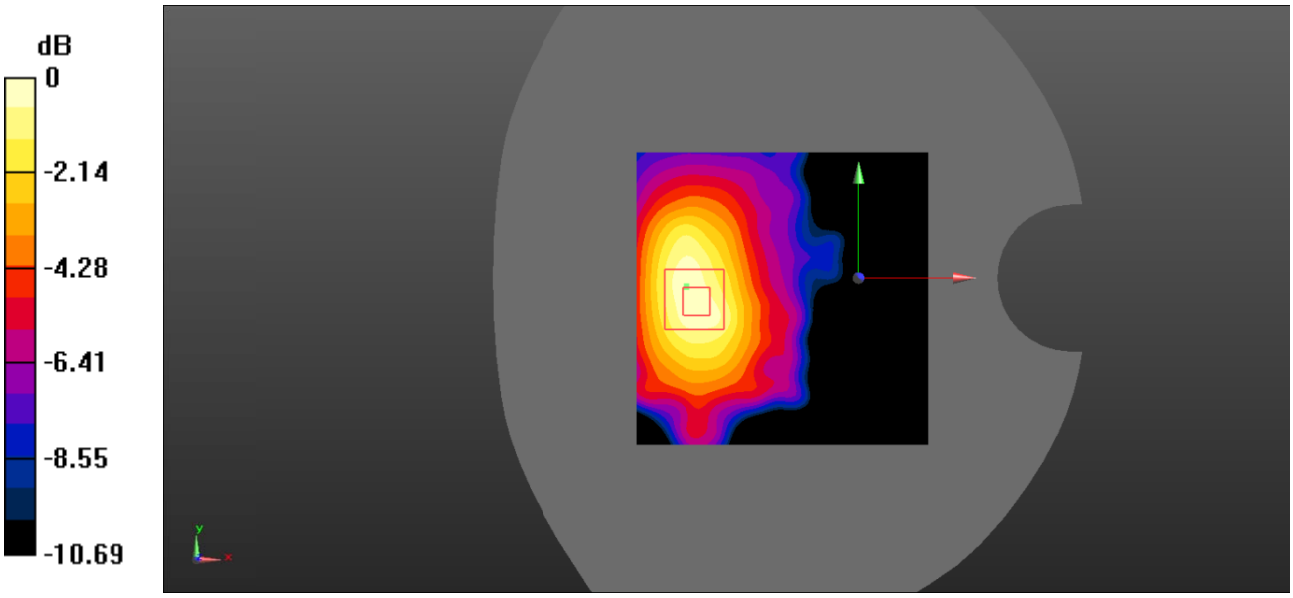

Test Plot 48#: LTE Band 4_Head Left Cheek_1RB_Middle

DUT: Smart phone; Type: MAX 1 Plus; Serial: 19071800728;

Communication System: Generic FDD-LTE; Frequency: 1732.5 MHz;Duty Cycle: 1:1
Medium parameters used: f = 1732.5 MHz; σ = 1.385 S/m; ε_r = 40.983; ρ = 1000 kg/m^3 ;
Phantom section: Left Section

DASY5 Configuration:

- Probe: EX3DV4 - SN7522; ConvF(8.2, 8.2, 8.2); Calibrated: 2018/11/2;
- Sensor-Surface: 1.4mm (Mechanical Surface Detection)
- Electronics: DAE4 SN1562;Calibrated: 2018/11/6
- Phantom: SAM-Twin V8.0 P1aP2a; Type: QD 000 P41 AA; Serial: 1962
- Measurement SW: DASY52, Version 52.8 (8);

Area Scan (71x91x1): Interpolated grid: dx=1.500 mm, dy=1.500 mm
Maximum value of SAR (interpolated) = 0.450 W/kg

Zoom Scan (5x5x7)/Cube 0: Measurement grid: dx=8mm, dy=8mm, dz=5mm
Reference Value = 5.857 V/m; Power Drift = 0.17 dB
Peak SAR (extrapolated) = 0.587 W/kg
SAR(1 g) = 0.417 W/kg; SAR(10 g) = 0.279 W/kg
Maximum value of SAR (measured) = 0.438 W/kg

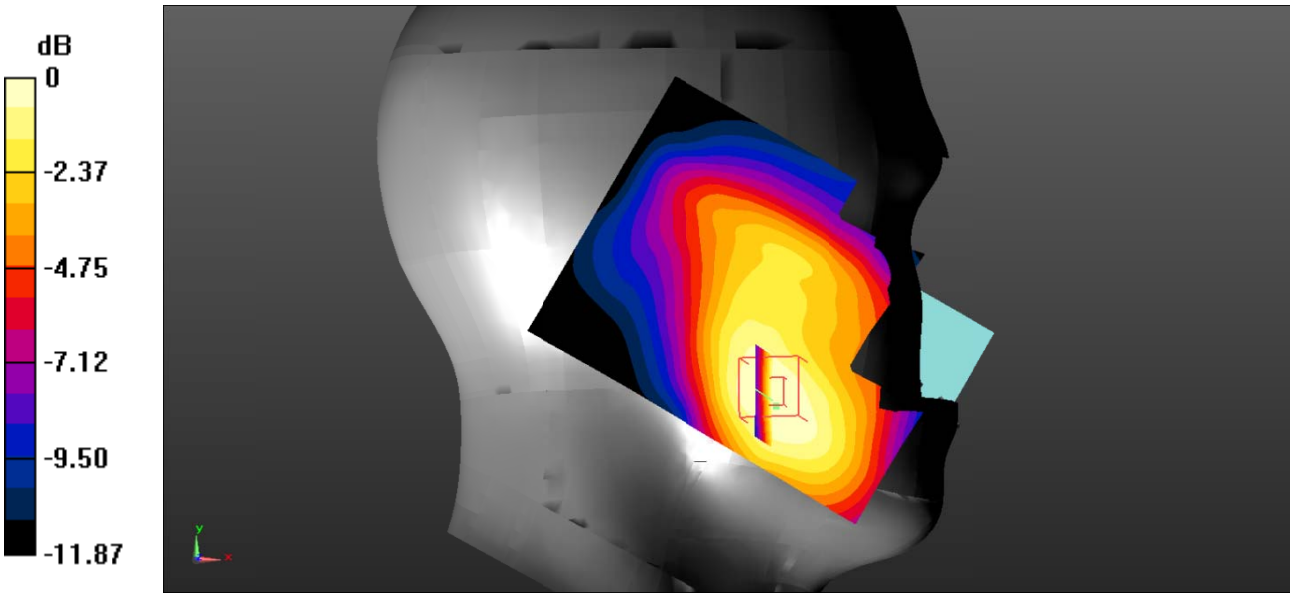

Test Plot 49#: LTE Band 4_Head Left Cheek_50%RB_Middle

DUT: Smart phone; Type: MAX 1 Plus; Serial: 19071800728;

Communication System: Generic FDD-LTE; Frequency: 1732.5 MHz;Duty Cycle: 1:1
Medium parameters used: f = 1732.5 MHz; σ = 1.385 S/m; ε_r = 40.983; ρ = 1000 kg/m^3 ;
Phantom section: Left Section

DASY5 Configuration:

- Probe: EX3DV4 - SN7522; ConvF(8.2, 8.2, 8.2); Calibrated: 2018/11/2;
- Sensor-Surface: 1.4mm (Mechanical Surface Detection)
- Electronics: DAE4 SN1562;Calibrated: 2018/11/6
- Phantom: SAM-Twin V8.0 P1aP2a; Type: QD 000 P41 AA; Serial: 1962
- Measurement SW: DASY52, Version 52.8 (8);

Area Scan (71x91x1): Interpolated grid: dx=1.500 mm, dy=1.500 mm
Maximum value of SAR (interpolated) = 0.364 W/kg

Zoom Scan (5x5x7)/Cube 0: Measurement grid: dx=8mm, dy=8mm, dz=5mm
Reference Value = 5.107 V/m; Power Drift = 0.08 dB
Peak SAR (extrapolated) = 0.485 W/kg
SAR(1 g) = 0.341 W/kg; SAR(10 g) = 0.227 W/kg
Maximum value of SAR (measured) = 0.361 W/kg

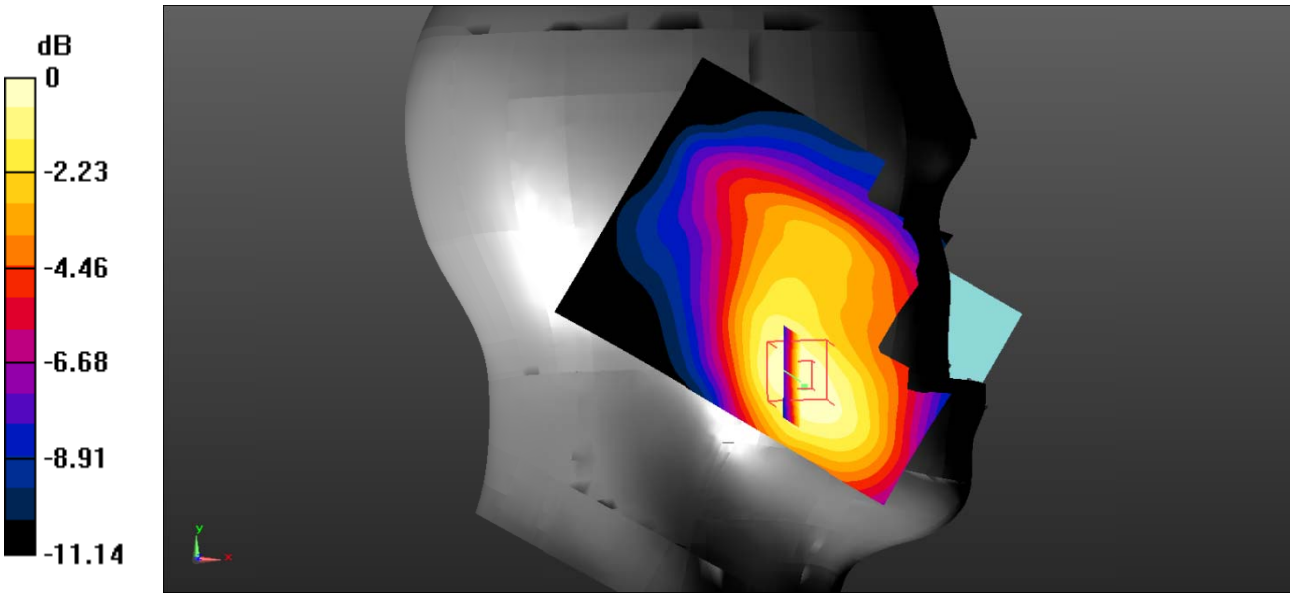

Test Plot 50#: LTE Band 4_Head Left Tilt_1RB_Middle

DUT: Smart phone; Type: MAX 1 Plus; Serial: 19071800728;

Communication System: Generic FDD-LTE; Frequency: 1732.5 MHz;Duty Cycle: 1:1
Medium parameters used: f = 1732.5 MHz; σ = 1.385 S/m; ε_r = 40.983; ρ = 1000 kg/m^3 ;
Phantom section: Left Section

DASY5 Configuration:

- Probe: EX3DV4 - SN7522; ConvF(8.2, 8.2, 8.2); Calibrated: 2018/11/2;
- Sensor-Surface: 1.4mm (Mechanical Surface Detection)
- Electronics: DAE4 SN1562;Calibrated: 2018/11/6
- Phantom: SAM-Twin V8.0 P1aP2a; Type: QD 000 P41 AA; Serial: 1962
- Measurement SW: DASY52, Version 52.8 (8);

Area Scan (71x91x1): Interpolated grid: dx=1.500 mm, dy=1.500 mm
Maximum value of SAR (interpolated) = 0.204 W/kg

Zoom Scan (5x5x7)/Cube 0: Measurement grid: dx=8mm, dy=8mm, dz=5mm
Reference Value = 8.406 V/m; Power Drift = 0.07 dB
Peak SAR (extrapolated) = 0.258 W/kg
SAR(1 g) = 0.178 W/kg; SAR(10 g) = 0.116 W/kg
Maximum value of SAR (measured) = 0.182 W/kg

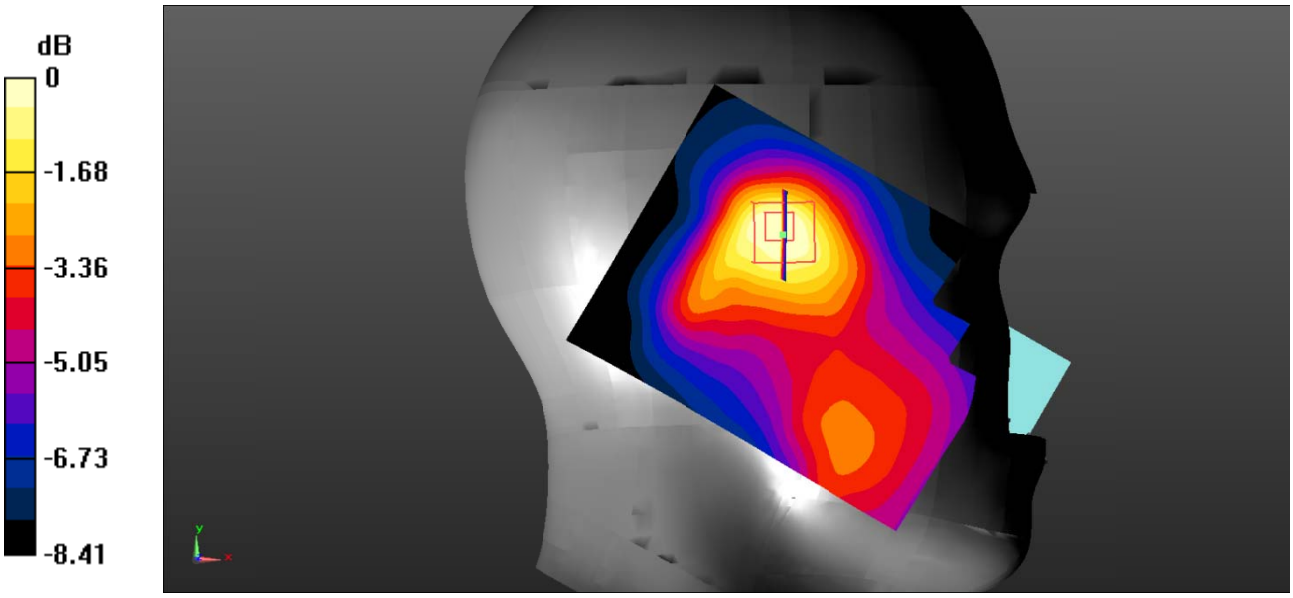

Test Plot 51#: LTE Band 4_Head Left Tilt_50%RB_Middle

DUT: Smart phone; Type: MAX 1 Plus; Serial: 19071800728;

Communication System: Generic FDD-LTE; Frequency: 1732.5 MHz;Duty Cycle: 1:1
Medium parameters used: f = 1732.5 MHz; σ = 1.385 S/m; ε_r = 40.983; ρ = 1000 kg/m^3 ;
Phantom section: Left Section

DASY5 Configuration:

- Probe: EX3DV4 - SN7522; ConvF(8.2, 8.2, 8.2); Calibrated: 2018/11/2;
- Sensor-Surface: 1.4mm (Mechanical Surface Detection)
- Electronics: DAE4 SN1562;Calibrated: 2018/11/6
- Phantom: SAM-Twin V8.0 P1aP2a; Type: QD 000 P41 AA; Serial: 1962
- Measurement SW: DASY52, Version 52.8 (8);

Area Scan (71x91x1): Interpolated grid: dx=1.500 mm, dy=1.500 mm
Maximum value of SAR (interpolated) = 0.159 W/kg

Zoom Scan (5x5x7)/Cube 0: Measurement grid: dx=8mm, dy=8mm, dz=5mm
Reference Value = 7.472 V/m; Power Drift = 0.03 dB
Peak SAR (extrapolated) = 0.203 W/kg
SAR(1 g) = 0.138 W/kg; SAR(10 g) = 0.092 W/kg
Maximum value of SAR (measured) = 0.141 W/kg

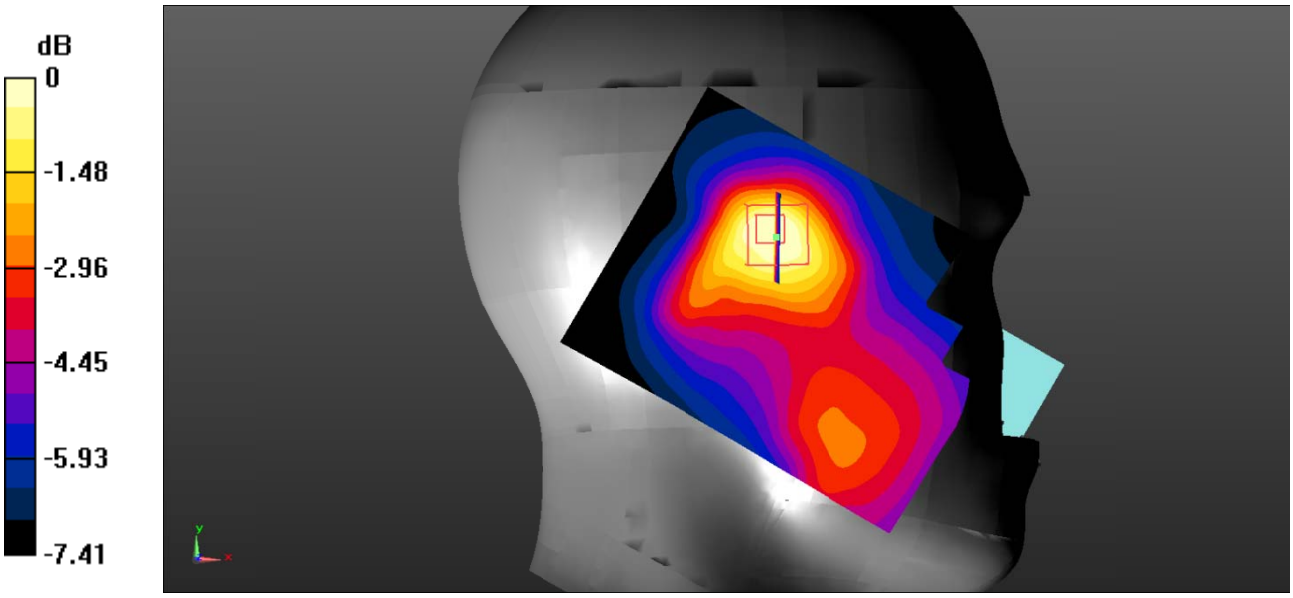

Test Plot 52#: LTE Band 4_Head Right Cheek_1RB_Middle

DUT: Smart phone; Type: MAX 1 Plus; Serial: 19071800728;

Communication System: Generic FDD-LTE; Frequency: 1732.5 MHz;Duty Cycle: 1:1
Medium parameters used: f = 1732.5 MHz; σ = 1.385 S/m; ε_r = 40.983; ρ = 1000 kg/m^3 ;
Phantom section: Right Section

DASY5 Configuration:

- Probe: EX3DV4 - SN7522; ConvF(8.2, 8.2, 8.2); Calibrated: 2018/11/2;
- Sensor-Surface: 1.4mm (Mechanical Surface Detection)
- Electronics: DAE4 SN1562;Calibrated: 2018/11/6
- Phantom: SAM-Twin V8.0 P1aP2a; Type: QD 000 P41 AA; Serial: 1962
- Measurement SW: DASY52, Version 52.8 (8);

Area Scan (71x91x1): Interpolated grid: dx=1.500 mm, dy=1.500 mm
Maximum value of SAR (interpolated) = 0.349 W/kg

Zoom Scan (5x5x7)/Cube 0: Measurement grid: dx=8mm, dy=8mm, dz=5mm
Reference Value = 7.258 V/m; Power Drift = 0.11 dB
Peak SAR (extrapolated) = 0.439 W/kg
SAR(1 g) = 0.321 W/kg; SAR(10 g) = 0.217 W/kg
Maximum value of SAR (measured) = 0.334 W/kg

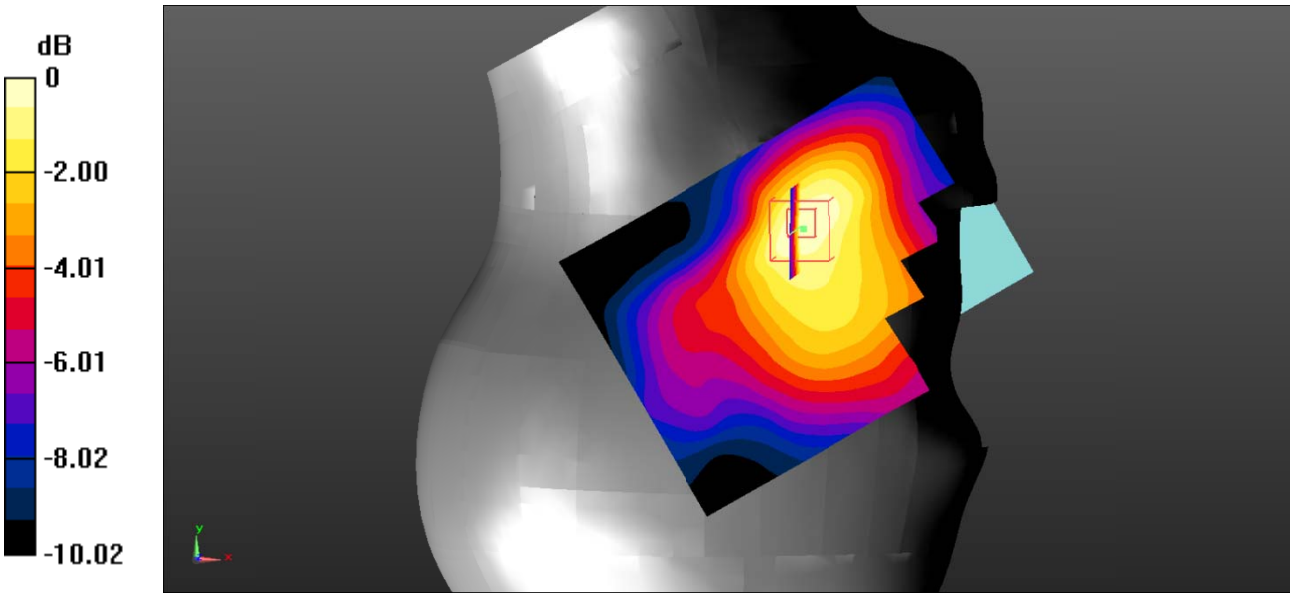

Test Plot 53#: LTE Band 4_Head Right Cheek_50%RB_Middle

DUT: Smart phone; Type: MAX 1 Plus; Serial: 19071800728;

Communication System: Generic FDD-LTE; Frequency: 1732.5 MHz;Duty Cycle: 1:1
Medium parameters used: f = 1732.5 MHz; σ = 1.385 S/m; ε_r = 40.983; ρ = 1000 kg/m^3 ;
Phantom section: Right Section

DASY5 Configuration:

- Probe: EX3DV4 - SN7522; ConvF(8.2, 8.2, 8.2); Calibrated: 2018/11/2;
- Sensor-Surface: 1.4mm (Mechanical Surface Detection)
- Electronics: DAE4 SN1562;Calibrated: 2018/11/6
- Phantom: SAM-Twin V8.0 P1aP2a; Type: QD 000 P41 AA; Serial: 1962
- Measurement SW: DASY52, Version 52.8 (8);

Area Scan (71x91x1): Interpolated grid: dx=1.500 mm, dy=1.500 mm
Maximum value of SAR (interpolated) = 0.278 W/kg

Zoom Scan (5x5x7)/Cube 0: Measurement grid: dx=8mm, dy=8mm, dz=5mm
Reference Value = 6.577 V/m; Power Drift = 0.08 dB
Peak SAR (extrapolated) = 0.344 W/kg
SAR(1 g) = 0.253 W/kg; SAR(10 g) = 0.172 W/kg
Maximum value of SAR (measured) = 0.263 W/kg

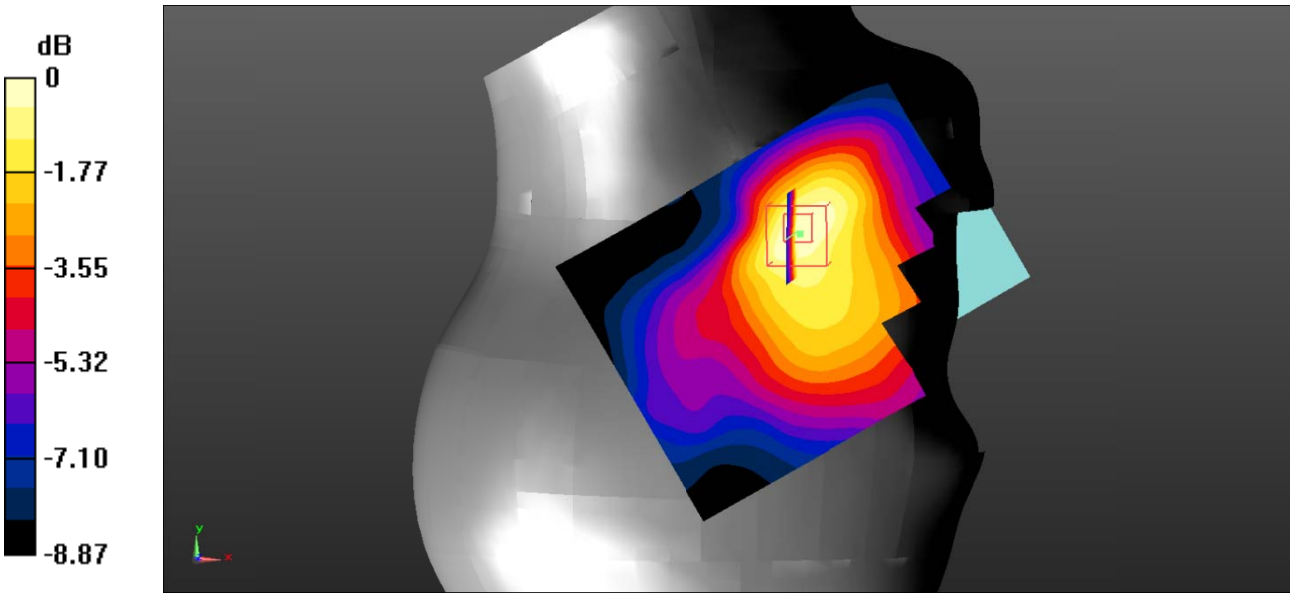

Test Plot 54#: LTE Band 4_Head Right Tilt_1RB_Middle

DUT: Smart phone; Type: MAX 1 Plus; Serial: 19071800728;

Communication System: Generic FDD-LTE; Frequency: 1732.5 MHz;Duty Cycle: 1:1
Medium parameters used: f = 1732.5 MHz; σ = 1.385 S/m; ε_r = 40.983; ρ = 1000 kg/m^3 ;
Phantom section: Right Section

DASY5 Configuration:

- Probe: EX3DV4 - SN7522; ConvF(8.2, 8.2, 8.2); Calibrated: 2018/11/2;
- Sensor-Surface: 1.4mm (Mechanical Surface Detection)
- Electronics: DAE4 SN1562;Calibrated: 2018/11/6
- Phantom: SAM-Twin V8.0 P1aP2a; Type: QD 000 P41 AA; Serial: 1962
- Measurement SW: DASY52, Version 52.8 (8);

Area Scan (71x91x1): Interpolated grid: dx=1.500 mm, dy=1.500 mm
Maximum value of SAR (interpolated) = 0.127 W/kg

Zoom Scan (5x5x7)/Cube 0: Measurement grid: dx=8mm, dy=8mm, dz=5mm
Reference Value = 9.172 V/m; Power Drift = 0.07 dB
Peak SAR (extrapolated) = 0.198 W/kg
SAR(1 g) = 0.128 W/kg; SAR(10 g) = 0.084 W/kg
Maximum value of SAR (measured) = 0.137 W/kg

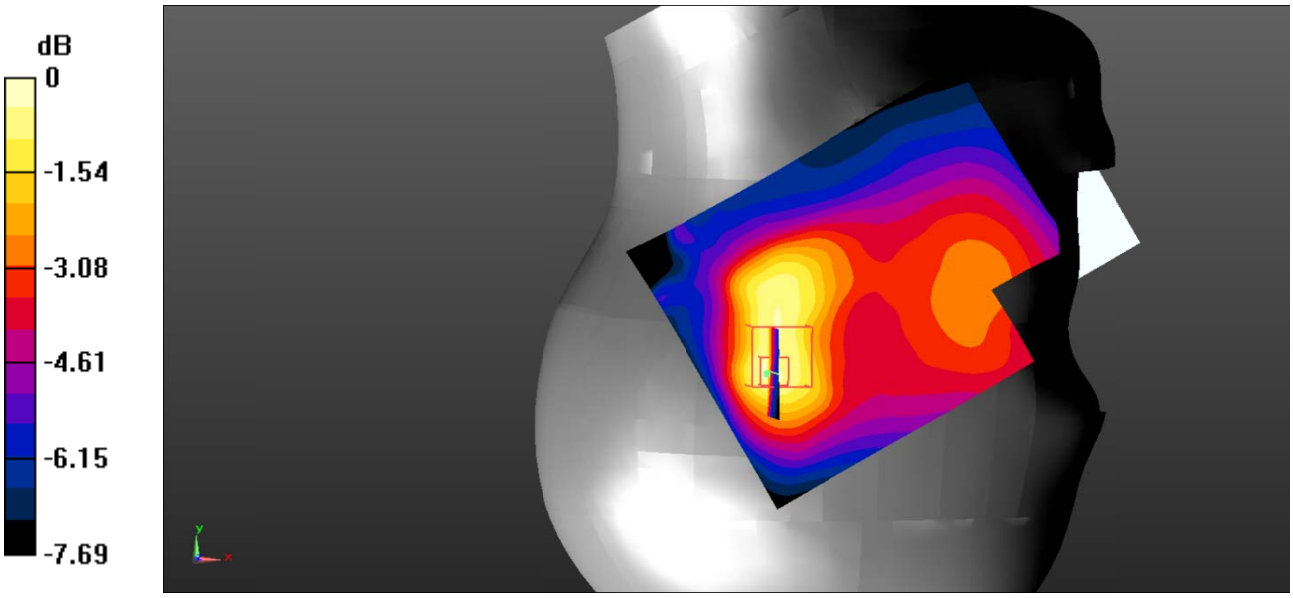

Test Plot 55#: LTE Band 4_Head Right Tilt_50%RB_Middle

DUT: Smart phone; Type: MAX 1 Plus; Serial: 19071800728;

Communication System: Generic FDD-LTE; Frequency: 1732.5 MHz;Duty Cycle: 1:1
Medium parameters used: f = 1732.5 MHz; σ = 1.385 S/m; ε_r = 40.983; ρ = 1000 kg/m^3 ;
Phantom section: Right Section

DASY5 Configuration:

- Probe: EX3DV4 - SN7522; ConvF(8.2, 8.2, 8.2); Calibrated: 2018/11/2;
- Sensor-Surface: 1.4mm (Mechanical Surface Detection)
- Electronics: DAE4 SN1562;Calibrated: 2018/11/6
- Phantom: SAM-Twin V8.0 P1aP2a; Type: QD 000 P41 AA; Serial: 1962
- Measurement SW: DASY52, Version 52.8 (8);

Area Scan (71x91x1): Interpolated grid: dx=1.500 mm, dy=1.500 mm
Maximum value of SAR (interpolated) = 0.0992 W/kg

Zoom Scan (5x5x7)/Cube 0: Measurement grid: dx=8mm, dy=8mm, dz=5mm
Reference Value = 8.065 V/m; Power Drift = 0.13 dB
Peak SAR (extrapolated) = 0.169 W/kg
SAR(1 g) = 0.104 W/kg; SAR(10 g) = 0.070 W/kg
Maximum value of SAR (measured) = 0.110 W/kg

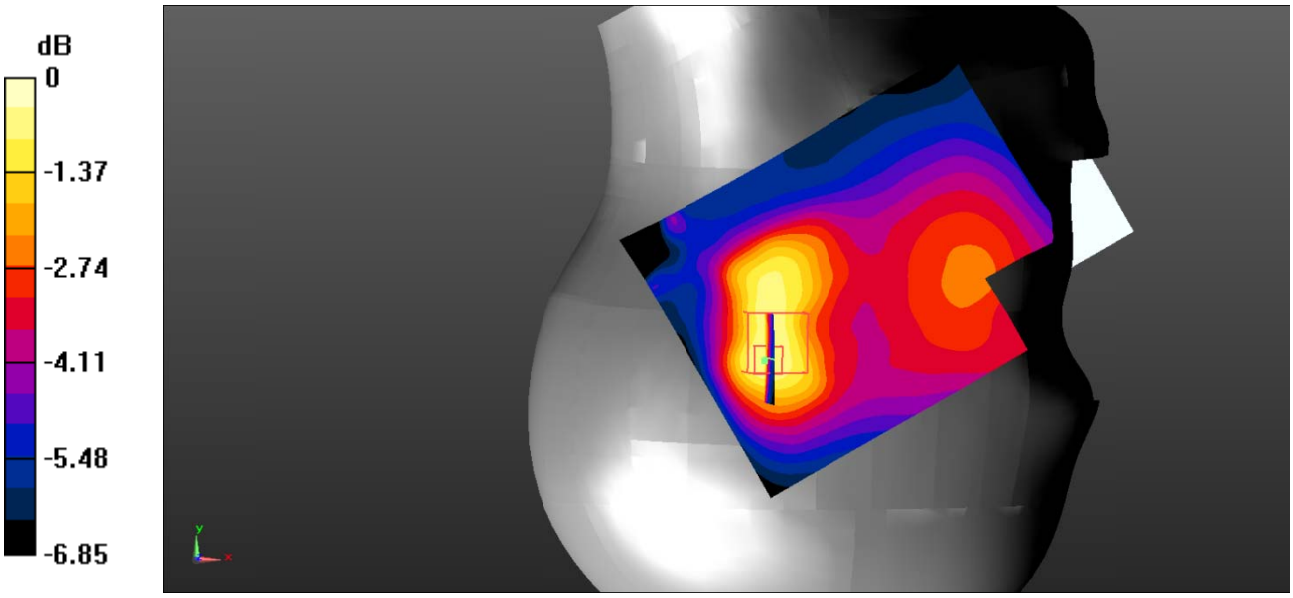

Test Plot 56#: LTE Band 4_Body Back_1RB_Low

DUT: Smart phone; Type: MAX 1 Plus; Serial: 19071800728;

Communication System: Generic FDD-LTE; Frequency: 1720 MHz;Duty Cycle: 1:1
Medium parameters used: f = 1720 MHz; σ = 1.385 S/m; ε_r = 40.983; ρ = 1000 kg/m^3 ;
Phantom section: Flat Section

DASY5 Configuration:

- Probe: EX3DV4 - SN7522; ConvF(8.2, 8.2, 8.2); Calibrated: 2018/11/2;
- Sensor-Surface: 1.4mm (Mechanical Surface Detection)
- Electronics: DAE4 SN1562;Calibrated: 2018/11/6
- Phantom: ELI V8.0 P1aP2a; Type: QD OVA 004 AA; Serial: 2092
- Measurement SW: DASY52, Version 52.8 (8);

Area Scan (71x91x1): Interpolated grid: dx=1.500 mm, dy=1.500 mm
Maximum value of SAR (interpolated) = 0.917 W/kg

Zoom Scan (5x5x7)/Cube 0: Measurement grid: dx=8mm, dy=8mm, dz=5mm
Reference Value = 25.11 V/m; Power Drift = -0.01 dB
Peak SAR (extrapolated) = 1.27 W/kg
SAR(1 g) = 0.834 W/kg; SAR(10 g) = 0.545 W/kg
Maximum value of SAR (measured) = 0.863 W/kg

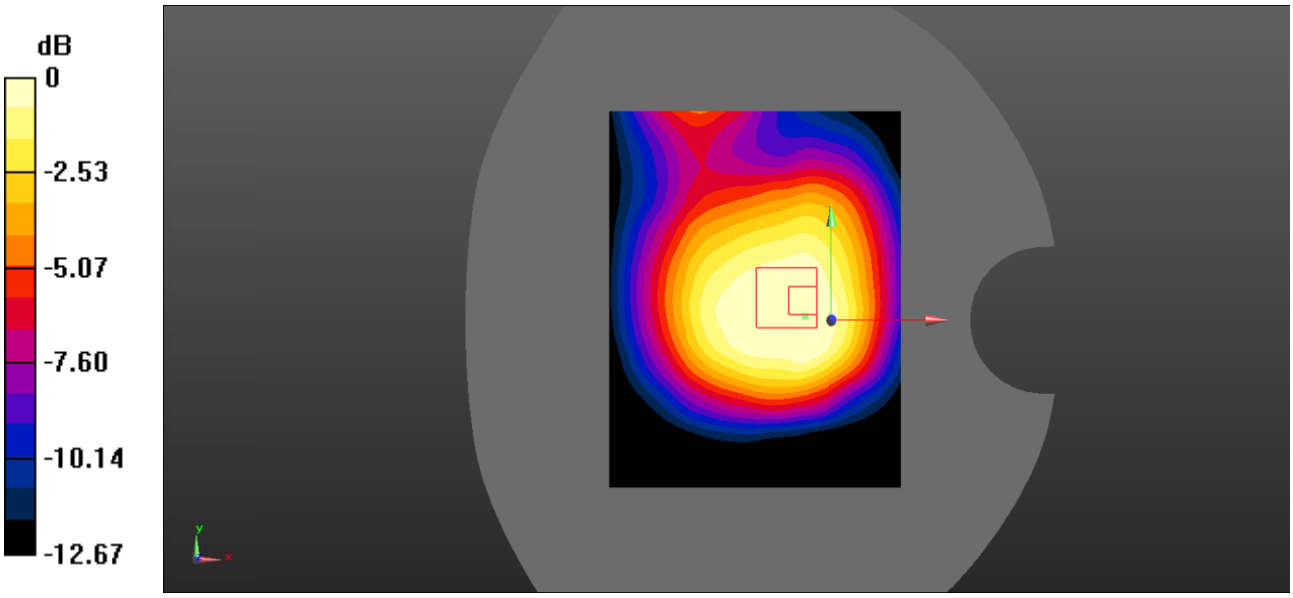

Test Plot 57#: LTE Band 4_Body Back_1RB_Middle

DUT: Smart phone; Type: MAX 1 Plus; Serial: 19071800728;

Communication System: Generic FDD-LTE; Frequency: 1732.5 MHz;Duty Cycle: 1:1
Medium parameters used: f = 1732.5 MHz; σ = 1.385 S/m; ε_r = 40.983; ρ = 1000 kg/m^3 ;
Phantom section: Flat Section

DASY5 Configuration:

- Probe: EX3DV4 - SN7522; ConvF(8.2, 8.2, 8.2); Calibrated: 2018/11/2;
- Sensor-Surface: 1.4mm (Mechanical Surface Detection)
- Electronics: DAE4 SN1562;Calibrated: 2018/11/6
- Phantom: ELI V8.0 P1aP2a; Type: QD OVA 004 AA; Serial: 2092
- Measurement SW: DASY52, Version 52.8 (8);

Area Scan (71x91x1): Interpolated grid: dx=1.500 mm, dy=1.500 mm
Maximum value of SAR (interpolated) = 0.909 W/kg

Zoom Scan (5x5x7)/Cube 0: Measurement grid: dx=8mm, dy=8mm, dz=5mm
Reference Value = 26.20 V/m; Power Drift = -0.15 dB
Peak SAR (extrapolated) = 1.27 W/kg
SAR(1 g) = 0.828 W/kg; SAR(10 g) = 0.542 W/kg
Maximum value of SAR (measured) = 0.858 W/kg

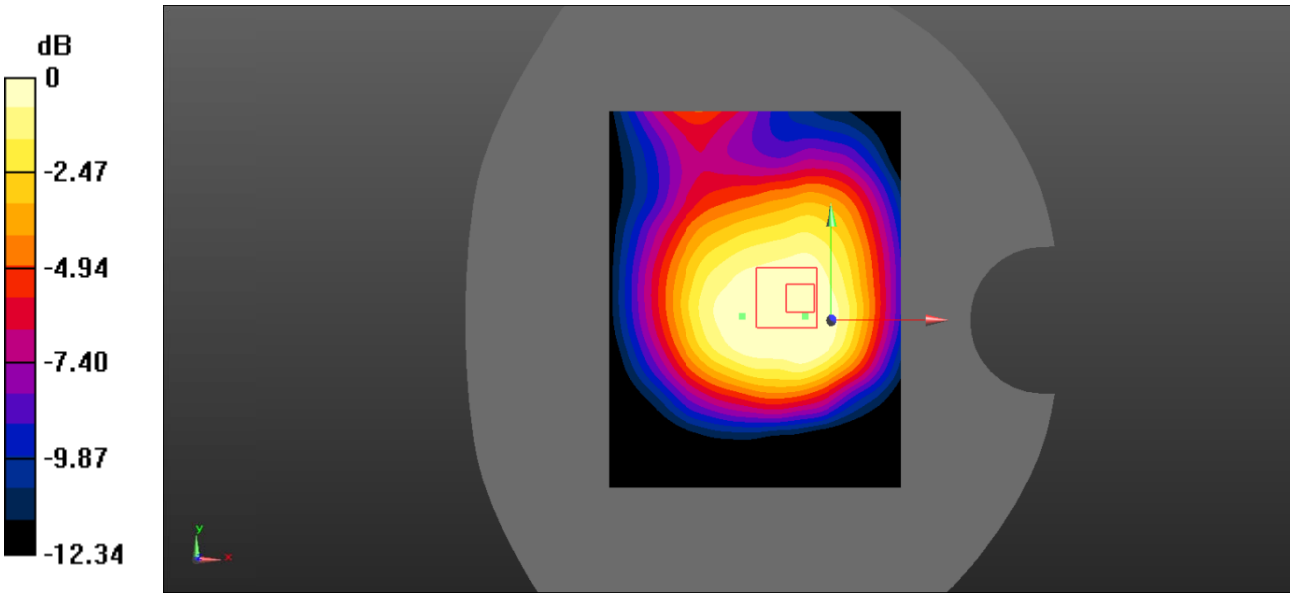

Test Plot 58#: LTE Band 4_Body Back_1RB_High

DUT: Smart phone; Type: MAX 1 Plus; Serial: 19071800728;

Communication System: Generic FDD-LTE; Frequency: 1745 MHz;Duty Cycle: 1:1
Medium parameters used: f = 1745 MHz; σ = 1.385 S/m; ε_r = 40.983; ρ = 1000 kg/m^3 ;
Phantom section: Flat Section

DASY5 Configuration:

- Probe: EX3DV4 - SN7522; ConvF(8.2, 8.2, 8.2); Calibrated: 2018/11/2;
- Sensor-Surface: 1.4mm (Mechanical Surface Detection)
- Electronics: DAE4 SN1562;Calibrated: 2018/11/6
- Phantom: ELI V8.0 P1aP2a; Type: QD OVA 004 AA; Serial: 2092
- Measurement SW: DASY52, Version 52.8 (8);

Area Scan (71x91x1): Interpolated grid: dx=1.500 mm, dy=1.500 mm
Maximum value of SAR (interpolated) = 0.905 W/kg

Zoom Scan (5x5x7)/Cube 0: Measurement grid: dx=8mm, dy=8mm, dz=5mm
Reference Value = 24.74 V/m; Power Drift = 0.01 dB
Peak SAR (extrapolated) = 1.27 W/kg
SAR(1 g) = 0.824 W/kg; SAR(10 g) = 0.539 W/kg
Maximum value of SAR (measured) = 0.856 W/kg

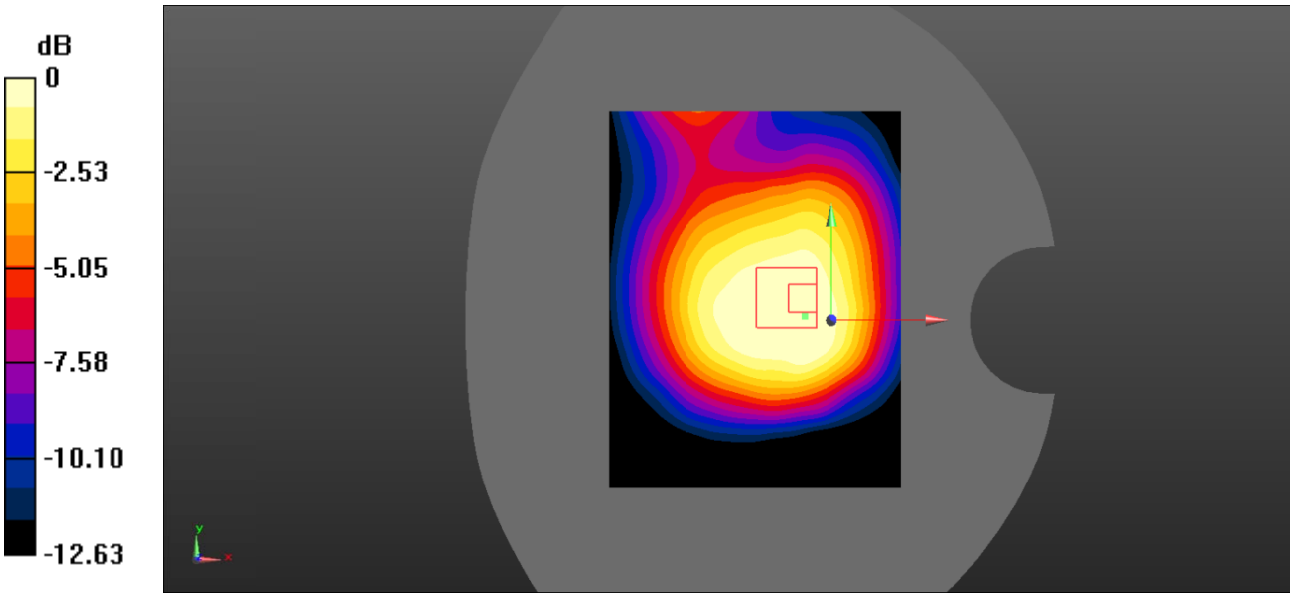

Test Plot 59#: LTE Band 4_Body Back_50%RB_Middle

DUT: Smart phone; Type: MAX 1 Plus; Serial: 19071800728;

Communication System: Generic FDD-LTE; Frequency: 1732.5 MHz;Duty Cycle: 1:1
Medium parameters used: f = 1732.5 MHz; σ = 1.385 S/m; ε_r = 40.983; ρ = 1000 kg/m^3 ;
Phantom section: Flat Section

DASY5 Configuration:

- Probe: EX3DV4 - SN7522; ConvF(8.2, 8.2, 8.2); Calibrated: 2018/11/2;
- Sensor-Surface: 1.4mm (Mechanical Surface Detection)
- Electronics: DAE4 SN1562;Calibrated: 2018/11/6
- Phantom: ELI V8.0 P1aP2a; Type: QD OVA 004 AA; Serial: 2092
- Measurement SW: DASY52, Version 52.8 (8);

Area Scan (71x91x1): Interpolated grid: dx=1.500 mm, dy=1.500 mm
Maximum value of SAR (interpolated) = 0.708 W/kg

Zoom Scan (5x5x7)/Cube 0: Measurement grid: dx=8mm, dy=8mm, dz=5mm
Reference Value = 21.87 V/m; Power Drift = 0.07 dB
Peak SAR (extrapolated) = 0.998 W/kg
SAR(1 g) = 0.648 W/kg; SAR(10 g) = 0.424 W/kg
Maximum value of SAR (measured) = 0.673 W/kg

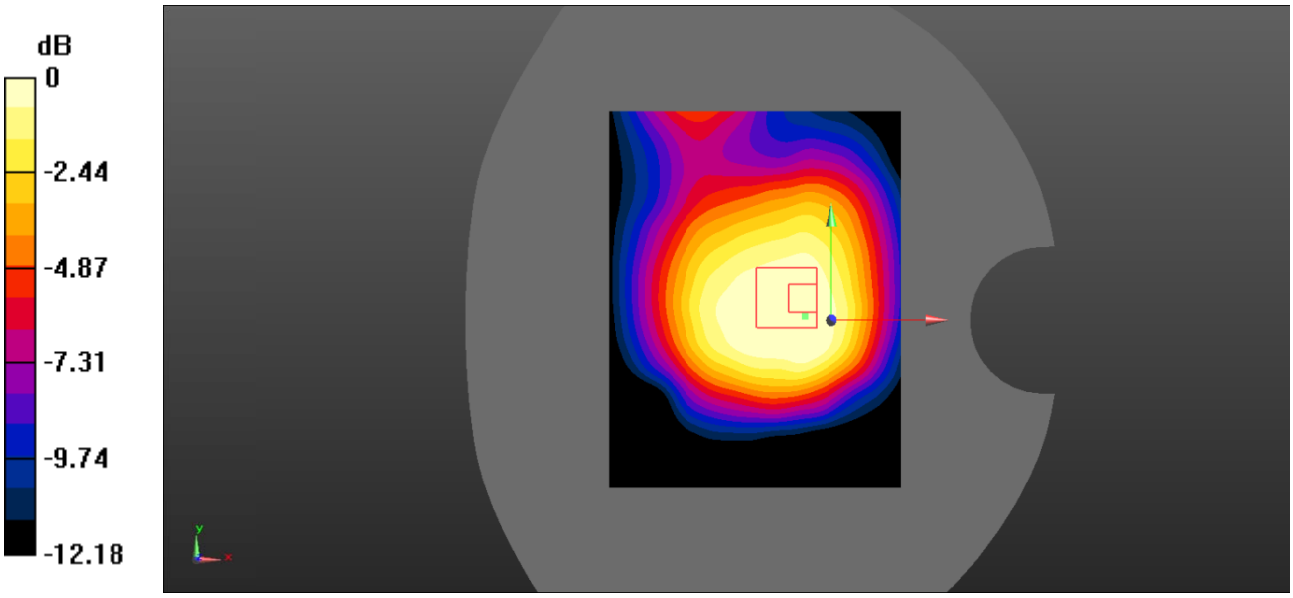

Test Plot 60#: LTE Band 4_Body Back_100%RB_Middle

DUT: Smart phone; Type: MAX 1 Plus; Serial: 19071800728;

Communication System: Generic FDD-LTE; Frequency: 1732.5 MHz;Duty Cycle: 1:1
Medium parameters used: f = 1732.5 MHz; σ = 1.385 S/m; ε_r = 40.983; ρ = 1000 kg/m^3 ;
Phantom section: Flat Section

DASY5 Configuration:

- Probe: EX3DV4 - SN7522; ConvF(8.2, 8.2, 8.2); Calibrated: 2018/11/2;
- Sensor-Surface: 1.4mm (Mechanical Surface Detection)
- Electronics: DAE4 SN1562;Calibrated: 2018/11/6
- Phantom: ELI V8.0 P1aP2a; Type: QD OVA 004 AA; Serial: 2092
- Measurement SW: DASY52, Version 52.8 (8);

Area Scan (71x91x1): Interpolated grid: dx=1.500 mm, dy=1.500 mm
Maximum value of SAR (interpolated) = 0.706 W/kg

Zoom Scan (5x5x7)/Cube 0: Measurement grid: dx=8mm, dy=8mm, dz=5mm
Reference Value = 21.89 V/m; Power Drift = 0.02 dB
Peak SAR (extrapolated) = 0.989 W/kg
SAR(1 g) = 0.643 W/kg; SAR(10 g) = 0.420 W/kg
Maximum value of SAR (measured) = 0.667 W/kg

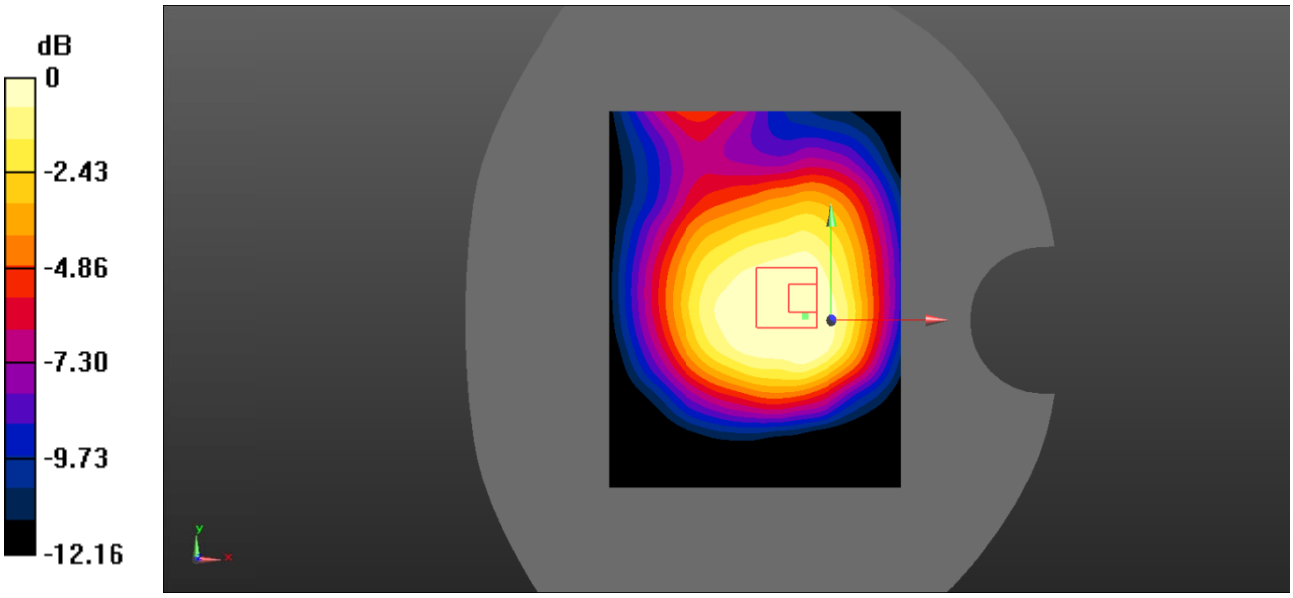

Test Plot 61#: LTE Band 4_Body Left_1RB_Middle

DUT: Smart phone; Type: MAX 1 Plus; Serial: 19071800728;

Communication System: Generic FDD-LTE; Frequency: 1732.5 MHz;Duty Cycle: 1:1
Medium parameters used: f = 1732.5 MHz; σ = 1.385 S/m; ε_r = 40.983; ρ = 1000 kg/m^3 ;
Phantom section: Flat Section

DASY5 Configuration:

- Probe: EX3DV4 - SN7522; ConvF(8.2, 8.2, 8.2); Calibrated: 2018/11/2;
- Sensor-Surface: 1.4mm (Mechanical Surface Detection)
- Electronics: DAE4 SN1562;Calibrated: 2018/11/6
- Phantom: ELI V8.0 P1aP2a; Type: QD OVA 004 AA; Serial: 2092
- Measurement SW: DASY52, Version 52.8 (8);

Area Scan (71x91x1): Interpolated grid: dx=1.500 mm, dy=1.500 mm
Maximum value of SAR (interpolated) = 0.212 W/kg

Zoom Scan (5x5x7)/Cube 0: Measurement grid: dx=8mm, dy=8mm, dz=5mm
Reference Value = 8.817 V/m; Power Drift = -0.03 dB
Peak SAR (extrapolated) = 0.282 W/kg
SAR(1 g) = 0.192 W/kg; SAR(10 g) = 0.123 W/kg
Maximum value of SAR (measured) = 0.202 W/kg

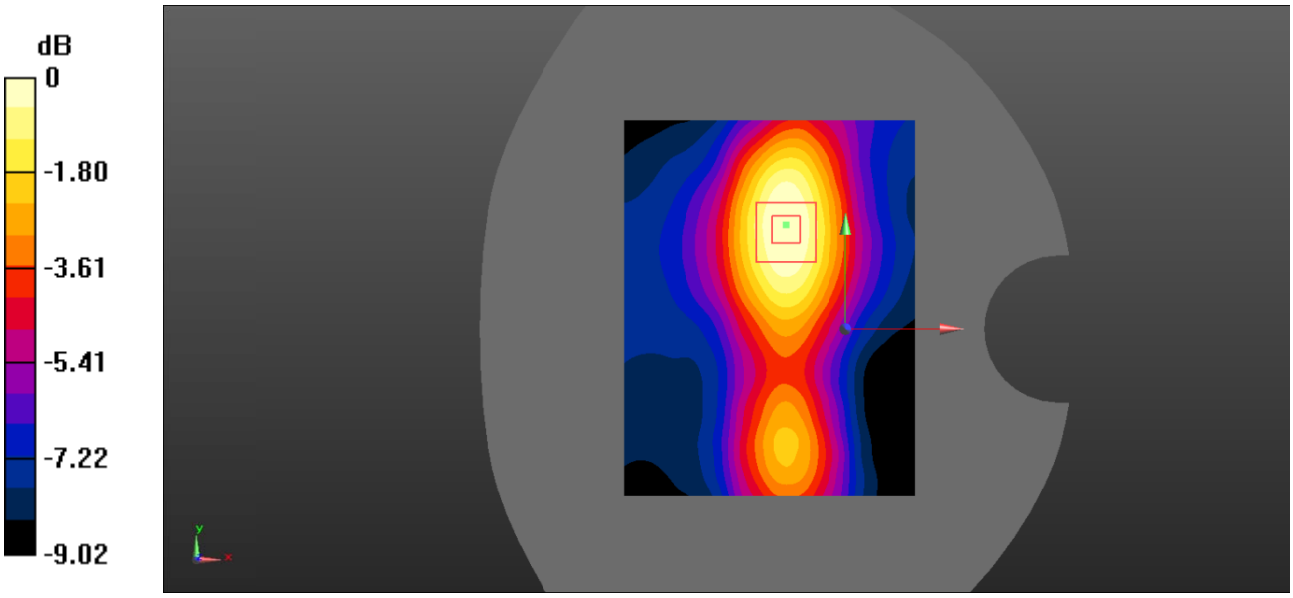

Test Plot 62#: LTE Band 4_Body Left_50%RB_Middle

DUT: Smart phone; Type: MAX 1 Plus; Serial: 19071800728;

Communication System: Generic FDD-LTE; Frequency: 1732.5 MHz;Duty Cycle: 1:1
Medium parameters used: f = 1732.5 MHz; σ = 1.385 S/m; ε_r = 40.983; ρ = 1000 kg/m^3 ;
Phantom section: Flat Section

DASY5 Configuration:

- Probe: EX3DV4 - SN7522; ConvF(8.2, 8.2, 8.2); Calibrated: 2018/11/2;
- Sensor-Surface: 1.4mm (Mechanical Surface Detection)
- Electronics: DAE4 SN1562;Calibrated: 2018/11/6
- Phantom: ELI V8.0 P1aP2a; Type: QD OVA 004 AA; Serial: 2092
- Measurement SW: DASY52, Version 52.8 (8);

Area Scan (71x91x1): Interpolated grid: dx=1.500 mm, dy=1.500 mm
Maximum value of SAR (interpolated) = 0.170 W/kg

Zoom Scan (5x5x7)/Cube 0: Measurement grid: dx=8mm, dy=8mm, dz=5mm
Reference Value = 7.798 V/m; Power Drift = 0.04 dB
Peak SAR (extrapolated) = 0.170 W/kg
SAR(1 g) = 0.139 W/kg; SAR(10 g) = 0.081 W/kg
Maximum value of SAR (measured) = 0.159 W/kg

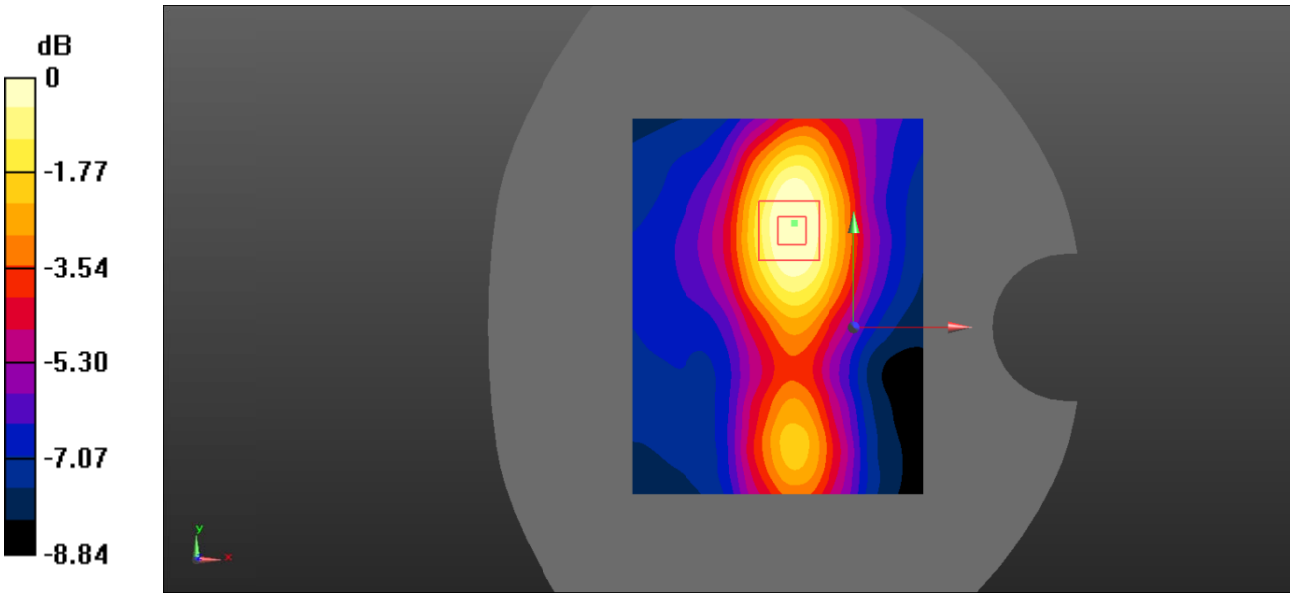

Test Plot 63#: LTE Band 4_Body Bottom_1RB_Middle

DUT: Smart phone; Type: MAX 1 Plus; Serial: 19071800728;

Communication System: Generic FDD-LTE; Frequency: 1732.5 MHz;Duty Cycle: 1:1
Medium parameters used: f = 1732.5 MHz; σ = 1.385 S/m; ε_r = 40.983; ρ = 1000 kg/m^3 ;
Phantom section: Flat Section

DASY5 Configuration:

- Probe: EX3DV4 - SN7522; ConvF(8.2, 8.2, 8.2); Calibrated: 2018/11/2;
- Sensor-Surface: 1.4mm (Mechanical Surface Detection)
- Electronics: DAE4 SN1562;Calibrated: 2018/11/6
- Phantom: ELI V8.0 P1aP2a; Type: QD OVA 004 AA; Serial: 2092
- Measurement SW: DASY52, Version 52.8 (8);

Area Scan (71x91x1): Interpolated grid: dx=1.500 mm, dy=1.500 mm
Maximum value of SAR (interpolated) = 0.469 W/kg

Zoom Scan (5x5x7)/Cube 0: Measurement grid: dx=8mm, dy=8mm, dz=5mm
Reference Value = 17.32 V/m; Power Drift = 0.01 dB
Peak SAR (extrapolated) = 0.694 W/kg
SAR(1 g) = 0.437 W/kg; SAR(10 g) = 0.260 W/kg
Maximum value of SAR (measured) = 0.468 W/kg

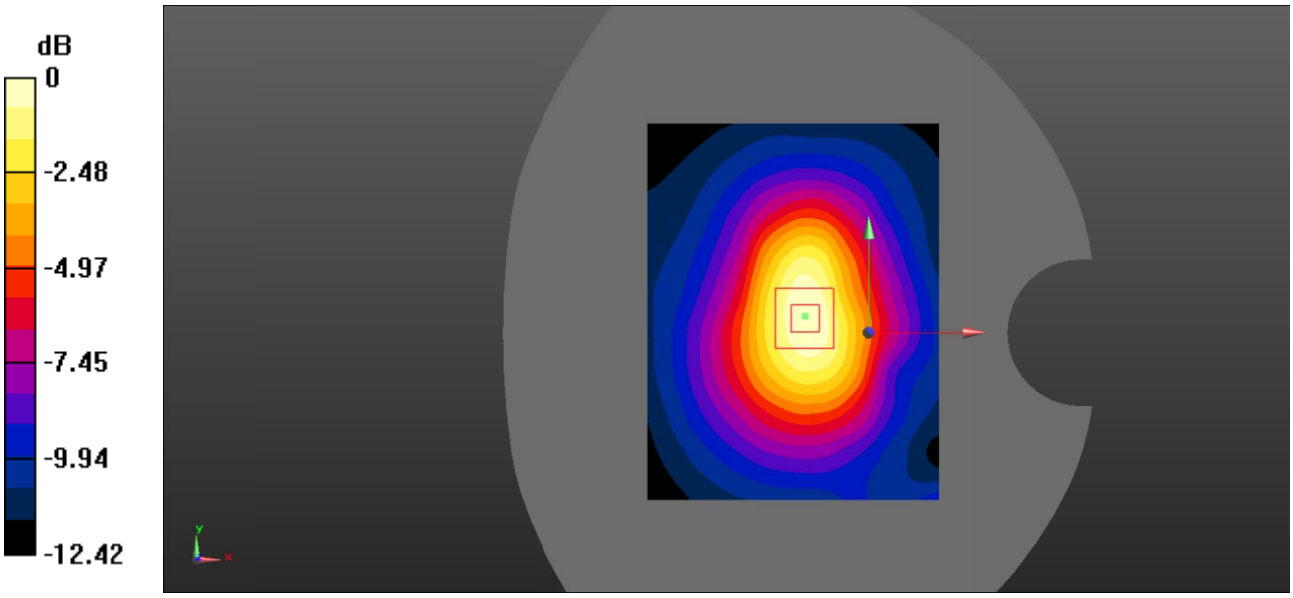

Test Plot 64#: LTE Band 4_Body Bottom_50%RB_Middle

DUT: Smart phone; Type: MAX 1 Plus; Serial: 19071800728;

Communication System: Generic FDD-LTE; Frequency: 1732.5 MHz;Duty Cycle: 1:1
Medium parameters used: f = 1732.5 MHz; σ = 1.385 S/m; ε_r = 40.983; ρ = 1000 kg/m^3 ;
Phantom section: Flat Section

DASY5 Configuration:

- Probe: EX3DV4 - SN7522; ConvF(8.2, 8.2, 8.2); Calibrated: 2018/11/2;
- Sensor-Surface: 1.4mm (Mechanical Surface Detection)
- Electronics: DAE4 SN1562;Calibrated: 2018/11/6
- Phantom: ELI V8.0 P1aP2a; Type: QD OVA 004 AA; Serial: 2092
- Measurement SW: DASY52, Version 52.8 (8);

Area Scan (71x91x1): Interpolated grid: dx=1.500 mm, dy=1.500 mm
Maximum value of SAR (interpolated) = 0.364 W/kg

Zoom Scan (5x5x7)/Cube 0: Measurement grid: dx=8mm, dy=8mm, dz=5mm
Reference Value = 16.20 V/m; Power Drift = -0.06 dB
Peak SAR (extrapolated) = 0.443 W/kg
SAR(1 g) = 0.077 W/kg; SAR(10 g) = 0.036 W/kg
Maximum value of SAR (measured) = 0.241 W/kg

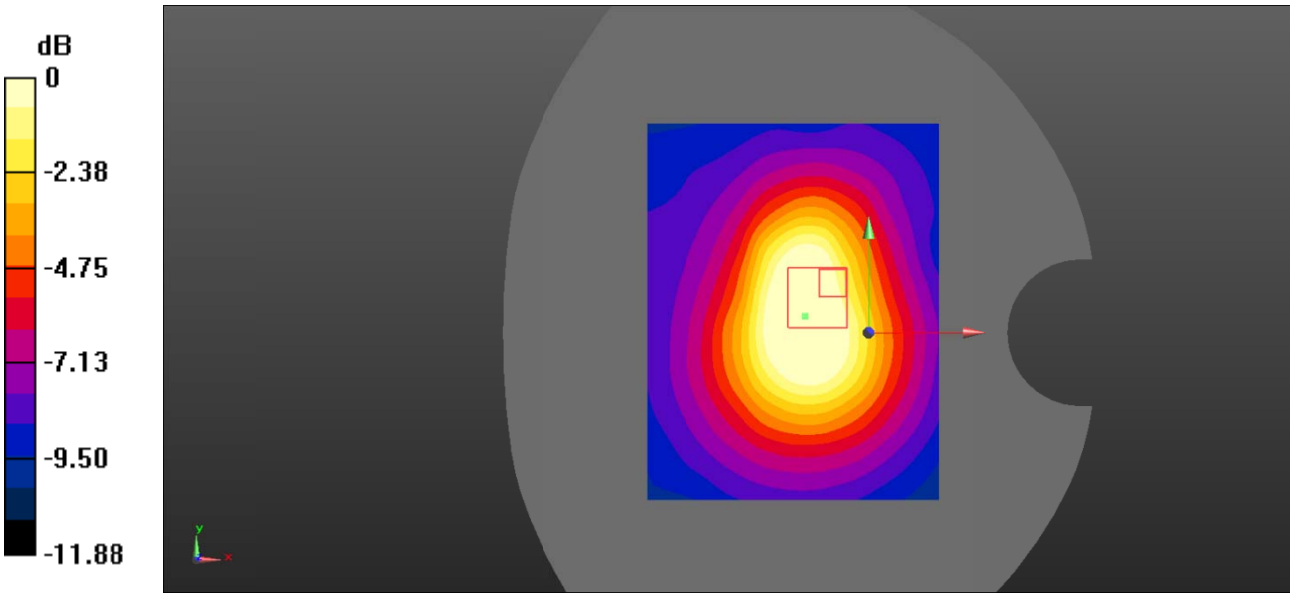

Test Plot 65#: LTE Band 7_Head Left Cheek_1RB_Middle

DUT: Smart phone; Type: MAX 1 Plus; Serial: 19071800728;

Communication System: Generic FDD-LTE; Frequency: 2535 MHz;Duty Cycle: 1:1
Medium parameters used: f = 2535 MHz; σ = 1.913 S/m; ε_r = 39.608; ρ = 1000 kg/m^3 ;
Phantom section: Left Section

DASY5 Configuration:

- Probe: EX3DV4 - SN7522; ConvF(6.79, 6.79, 6.79); Calibrated: 2018/11/2;
- Sensor-Surface: 1.4mm (Mechanical Surface Detection)
- Electronics: DAE4 SN1562;Calibrated: 2018/11/6
- Phantom: SAM-Twin V8.0 P1aP2a; Type: QD 000 P41 AA; Serial: 1962
- Measurement SW: DASY52, Version 52.8 (8);

Area Scan (101x101x1): Interpolated grid: dx=1.000 mm, dy=1.000 mm
Maximum value of SAR (interpolated) = 0.138 W/kg

Zoom Scan (7x7x7)/Cube 0: Measurement grid: dx=5mm, dy=5mm, dz=5mm
Reference Value = 4.489 V/m; Power Drift = -0.09 dB
Peak SAR (extrapolated) = 0.257 W/kg
SAR(1 g) = 0.131 W/kg; SAR(10 g) = 0.081 W/kg
Maximum value of SAR (measured) = 0.139 W/kg

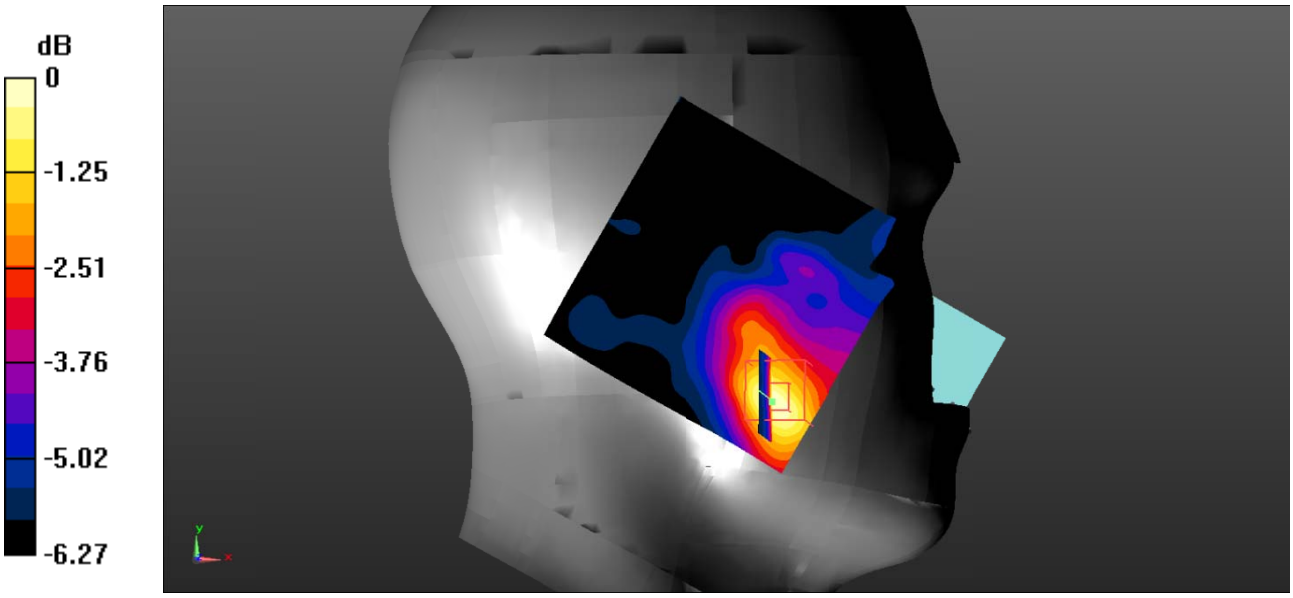

Test Plot 66#: LTE Band 7_Head Left Cheek_50%RB_Middle

DUT: Smart phone; Type: MAX 1 Plus; Serial: 19071800728;

Communication System: Generic FDD-LTE; Frequency: 2535 MHz;Duty Cycle: 1:1
Medium parameters used: f = 2535 MHz; σ = 1.913 S/m; ε_r = 39.608; ρ = 1000 kg/m^3 ;
Phantom section: Left Section

DASY5 Configuration:

- Probe: EX3DV4 - SN7522; ConvF(6.79, 6.79, 6.79); Calibrated: 2018/11/2;
- Sensor-Surface: 1.4mm (Mechanical Surface Detection)
- Electronics: DAE4 SN1562;Calibrated: 2018/11/6
- Phantom: SAM-Twin V8.0 P1aP2a; Type: QD 000 P41 AA; Serial: 1962
- Measurement SW: DASY52, Version 52.8 (8);

Area Scan (101x101x1): Interpolated grid: dx=1.000 mm, dy=1.000 mm
Maximum value of SAR (interpolated) = 0.126 W/kg

Zoom Scan (7x7x7)/Cube 0: Measurement grid: dx=5mm, dy=5mm, dz=5mm
Reference Value = 4.284 V/m; Power Drift = 0.09 dB
Peak SAR (extrapolated) = 0.265 W/kg
SAR(1 g) = 0.124 W/kg; SAR(10 g) = 0.078 W/kg
Maximum value of SAR (measured) = 0.128 W/kg

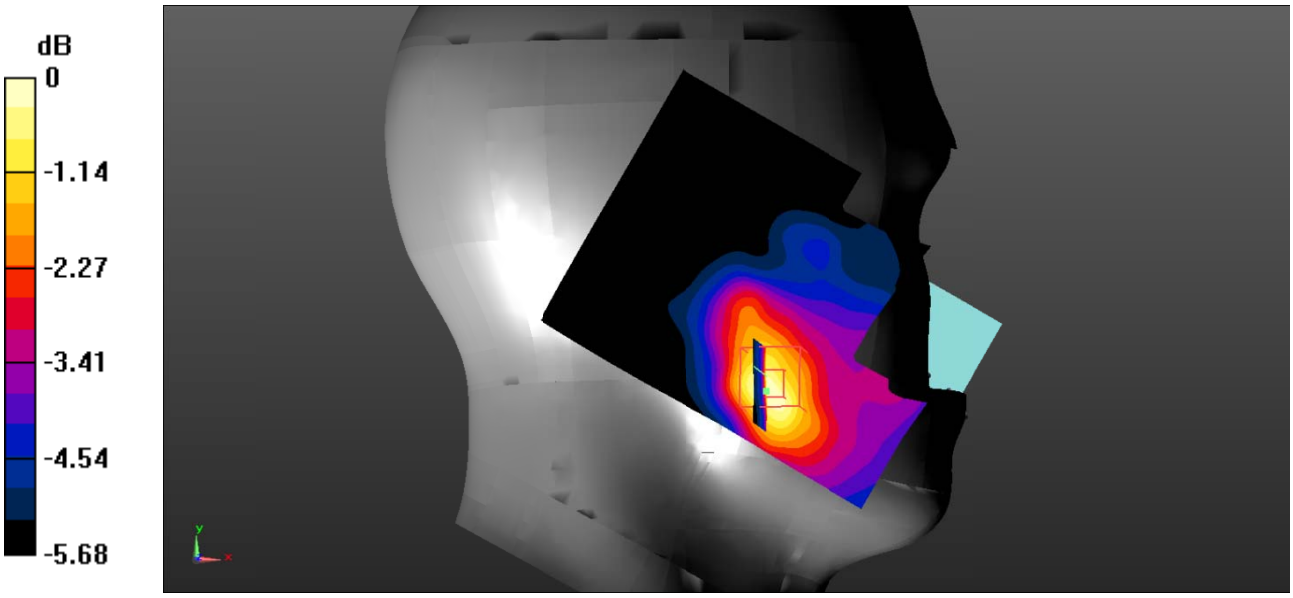

Test Plot 67#: LTE Band 7_Head Left Tilt_1RB_Middle

DUT: Smart phone; Type: MAX 1 Plus; Serial: 19071800728;

Communication System: Generic FDD-LTE; Frequency: 2535 MHz;Duty Cycle: 1:1
Medium parameters used: f = 2535 MHz; σ = 1.913 S/m; ε_r = 39.608; ρ = 1000 kg/m^3 ;
Phantom section: Left Section

DASY5 Configuration:

- Probe: EX3DV4 - SN7522; ConvF(6.79, 6.79, 6.79); Calibrated: 2018/11/2;
- Sensor-Surface: 1.4mm (Mechanical Surface Detection)
- Electronics: DAE4 SN1562;Calibrated: 2018/11/6
- Phantom: SAM-Twin V8.0 P1aP2a; Type: QD 000 P41 AA; Serial: 1962
- Measurement SW: DASY52, Version 52.8 (8);

Area Scan (101x101x1): Interpolated grid: dx=1.000 mm, dy=1.000 mm
Maximum value of SAR (interpolated) = 0.0578 W/kg

Zoom Scan (7x7x7)/Cube 0: Measurement grid: dx=5mm, dy=5mm, dz=5mm
Reference Value = 4.383 V/m; Power Drift = 0.05 dB
Peak SAR (extrapolated) = 0.0650 W/kg
SAR(1 g) = 0.053 W/kg; SAR(10 g) = 0.048 W/kg
Maximum value of SAR (measured) = 0.0566 W/kg

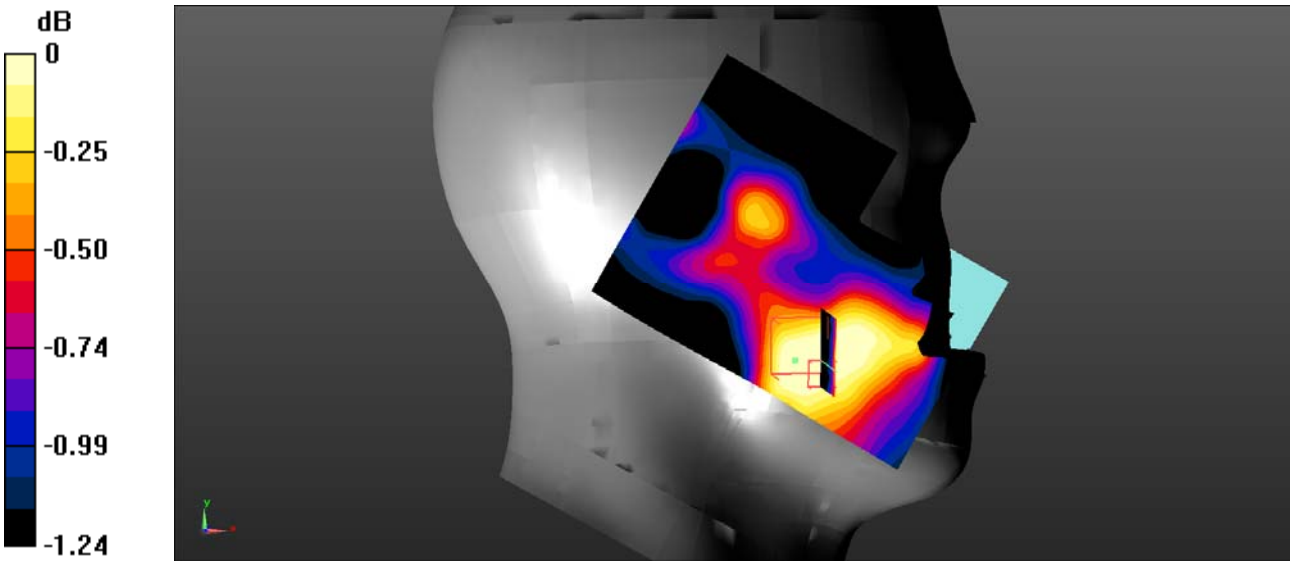

Test Plot 68#: LTE Band 7_Head Left Tilt_50%RB_Middle

DUT: Smart phone; Type: MAX 1 Plus; Serial: 19071800728;

Communication System: Generic FDD-LTE; Frequency: 2535 MHz;Duty Cycle: 1:1
Medium parameters used: f = 2535 MHz; σ = 1.913 S/m; ε_r = 39.608; ρ = 1000 kg/m^3 ;
Phantom section: Left Section

DASY5 Configuration:

- Probe: EX3DV4 - SN7522; ConvF(6.79, 6.79, 6.79); Calibrated: 2018/11/2;
- Sensor-Surface: 1.4mm (Mechanical Surface Detection)
- Electronics: DAE4 SN1562;Calibrated: 2018/11/6
- Phantom: SAM-Twin V8.0 P1aP2a; Type: QD 000 P41 AA; Serial: 1962
- Measurement SW: DASY52, Version 52.8 (8);

Area Scan (101x121x1): Interpolated grid: dx=1.000 mm, dy=1.000 mm
Maximum value of SAR (interpolated) = 0.0558 W/kg

Zoom Scan (7x7x7)/Cube 0: Measurement grid: dx=5mm, dy=5mm, dz=5mm
Reference Value = 3.983 V/m; Power Drift = 0.06 dB
Peak SAR (extrapolated) = 0.0530 W/kg
SAR(1 g) = 0.045 W/kg; SAR(10 g) = 0.039 W/kg
Maximum value of SAR (measured) = 0.0450 W/kg

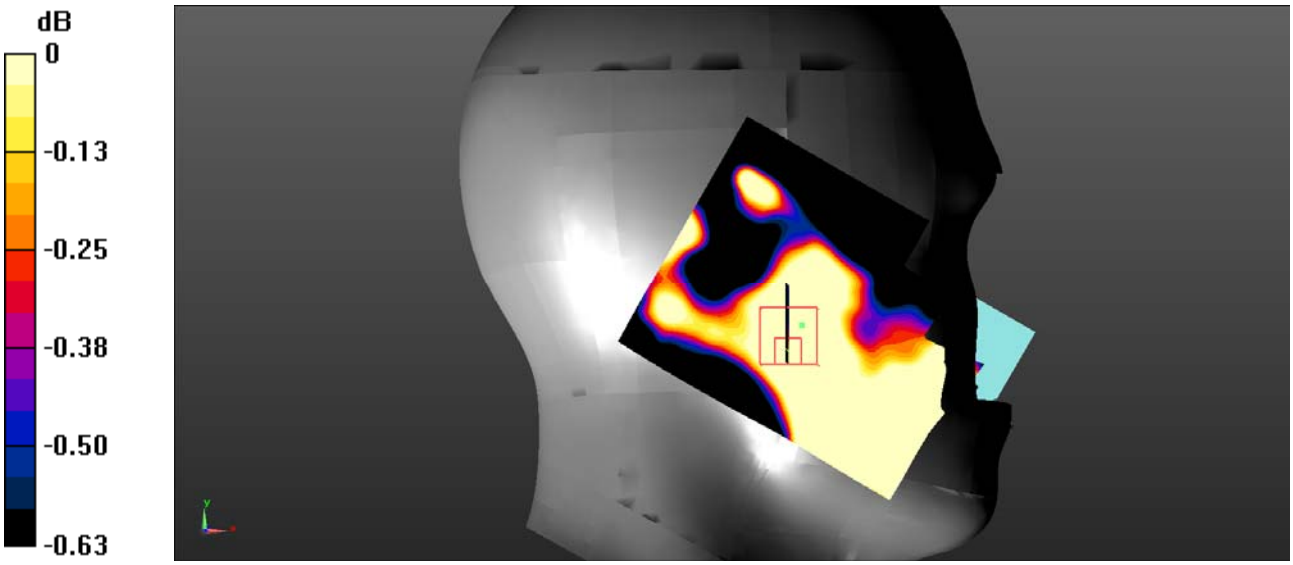

Test Plot 69#: LTE Band 7_Head Right Cheek_1RB_Middle

DUT: Smart phone; Type: MAX 1 Plus; Serial: 19071800728;

Communication System: Generic FDD-LTE; Frequency: 2535 MHz;Duty Cycle: 1:1
Medium parameters used: f = 2535 MHz; σ = 1.913 S/m; ε_r = 39.608; ρ = 1000 kg/m^3 ;
Phantom section: Right Section

DASY5 Configuration:

- Probe: EX3DV4 - SN7522; ConvF(6.79, 6.79, 6.79); Calibrated: 2018/11/2;
- Sensor-Surface: 1.4mm (Mechanical Surface Detection)
- Electronics: DAE4 SN1562;Calibrated: 2018/11/6
- Phantom: SAM-Twin V8.0 P1aP2a; Type: QD 000 P41 AA; Serial: 1962
- Measurement SW: DASY52, Version 52.8 (8);

Area Scan (101x101x1): Interpolated grid: dx=1.000 mm, dy=1.000 mm
Maximum value of SAR (interpolated) = 0.0629 W/kg

Zoom Scan (7x7x7)/Cube 0: Measurement grid: dx=5mm, dy=5mm, dz=5mm
Reference Value = 5.494 V/m; Power Drift = -0.06 dB
Peak SAR (extrapolated) = 0.0940 W/kg
SAR(1 g) = 0.067 W/kg; SAR(10 g) = 0.054 W/kg
Maximum value of SAR (measured) = 0.0693 W/kg

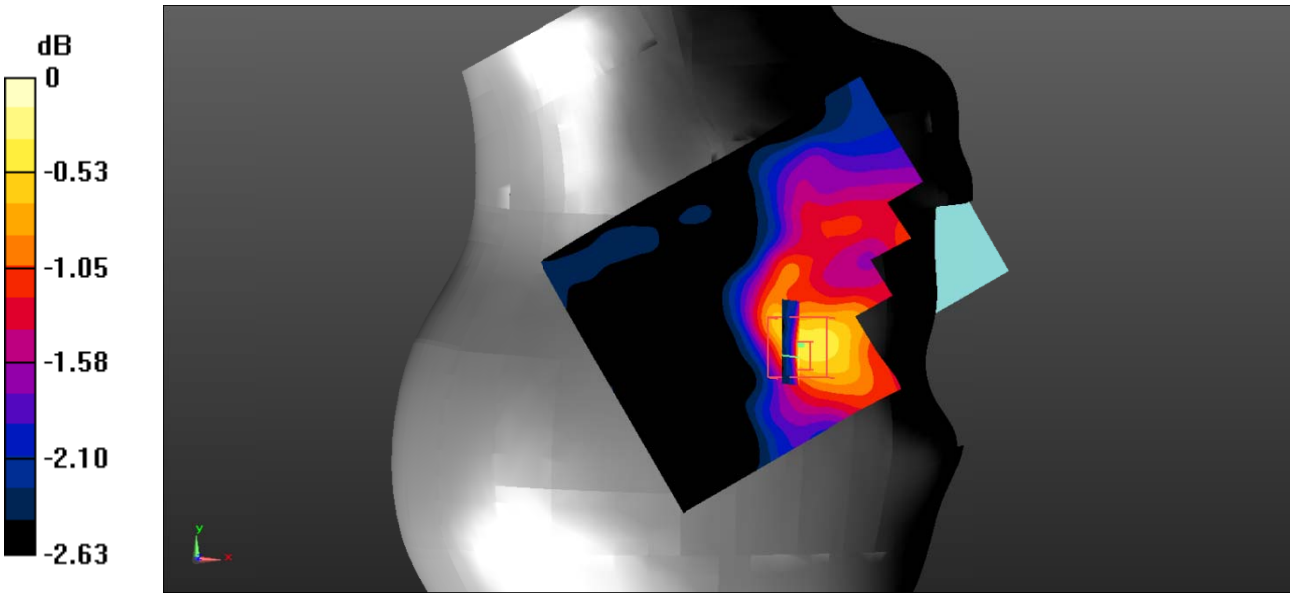

Test Plot 70#: LTE Band 7_Head Right Cheek_50%RB_Middle

DUT: Smart phone; Type: MAX 1 Plus; Serial: 19071800728;

Communication System: Generic FDD-LTE; Frequency: 2535 MHz;Duty Cycle: 1:1
Medium parameters used: f = 2535 MHz; σ = 1.913 S/m; ε_r = 39.608; ρ = 1000 kg/m^3 ;
Phantom section: Right Section

DASY5 Configuration:

- Probe: EX3DV4 - SN7522; ConvF(6.79, 6.79, 6.79); Calibrated: 2018/11/2;
- Sensor-Surface: 1.4mm (Mechanical Surface Detection)
- Electronics: DAE4 SN1562;Calibrated: 2018/11/6
- Phantom: SAM-Twin V8.0 P1aP2a; Type: QD 000 P41 AA; Serial: 1962
- Measurement SW: DASY52, Version 52.8 (8);

Area Scan (101x101x1): Interpolated grid: dx=1.000 mm, dy=1.000 mm
Maximum value of SAR (interpolated) = 0.0551 W/kg

Zoom Scan (7x7x7)/Cube 0: Measurement grid: dx=5mm, dy=5mm, dz=5mm
Reference Value = 3.603 V/m; Power Drift = 0.03 dB
Peak SAR (extrapolated) = 0.0890 W/kg
SAR(1 g) = 0.063 W/kg; SAR(10 g) = 0.051 W/kg
Maximum value of SAR (measured) = 0.0645 W/kg

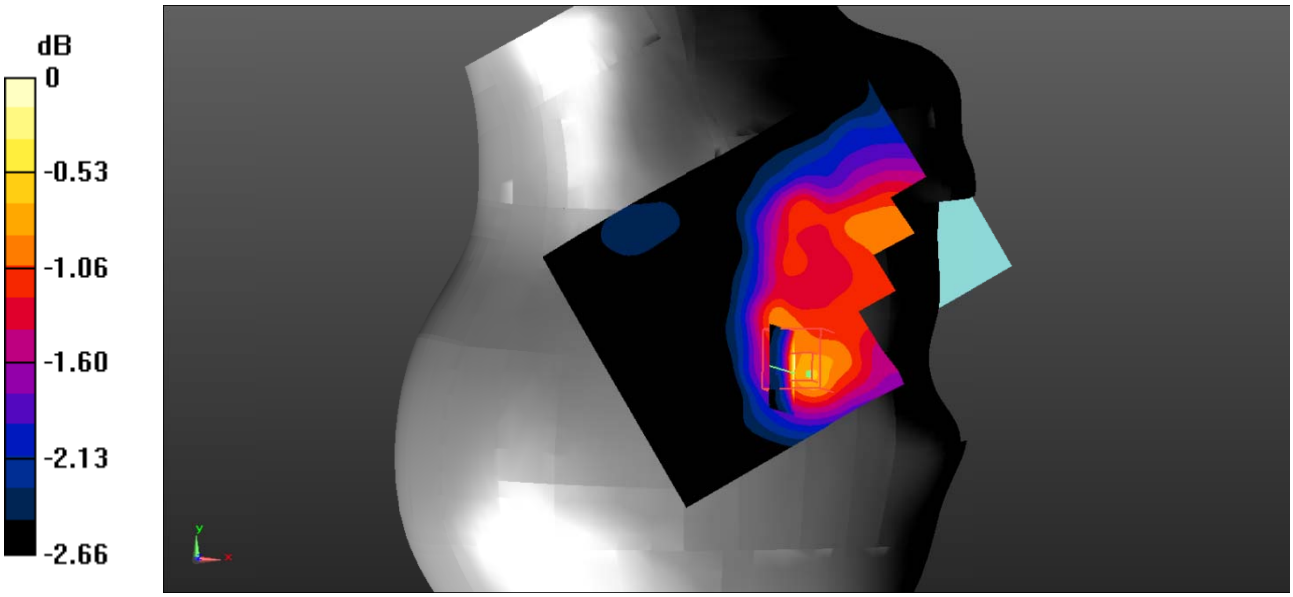

Test Plot 71#: LTE Band 7_Head Right Tilt_1RB_Middle

DUT: Smart phone; Type: MAX 1 Plus; Serial: 19071800728;

Communication System: Generic FDD-LTE; Frequency: 2535 MHz;Duty Cycle: 1:1
Medium parameters used: f = 2535 MHz; σ = 1.913 S/m; ε_r = 39.608; ρ = 1000 kg/m^3 ;
Phantom section: Right Section

DASY5 Configuration:

- Probe: EX3DV4 - SN7522; ConvF(6.79, 6.79, 6.79); Calibrated: 2018/11/2;
- Sensor-Surface: 1.4mm (Mechanical Surface Detection)
- Electronics: DAE4 SN1562;Calibrated: 2018/11/6
- Phantom: SAM-Twin V8.0 P1aP2a; Type: QD 000 P41 AA; Serial: 1962
- Measurement SW: DASY52, Version 52.8 (8);

Area Scan (101x101x1): Interpolated grid: dx=1.000 mm, dy=1.000 mm
Maximum value of SAR (interpolated) = 0.0689 W/kg

Zoom Scan (7x7x7)/Cube 0: Measurement grid: dx=5mm, dy=5mm, dz=5mm
Reference Value = 4.342 V/m; Power Drift = 0.08 dB
Peak SAR (extrapolated) = 0.122 W/kg
SAR(1 g) = 0.080 W/kg; SAR(10 g) = 0.058 W/kg
Maximum value of SAR (measured) = 0.0812 W/kg

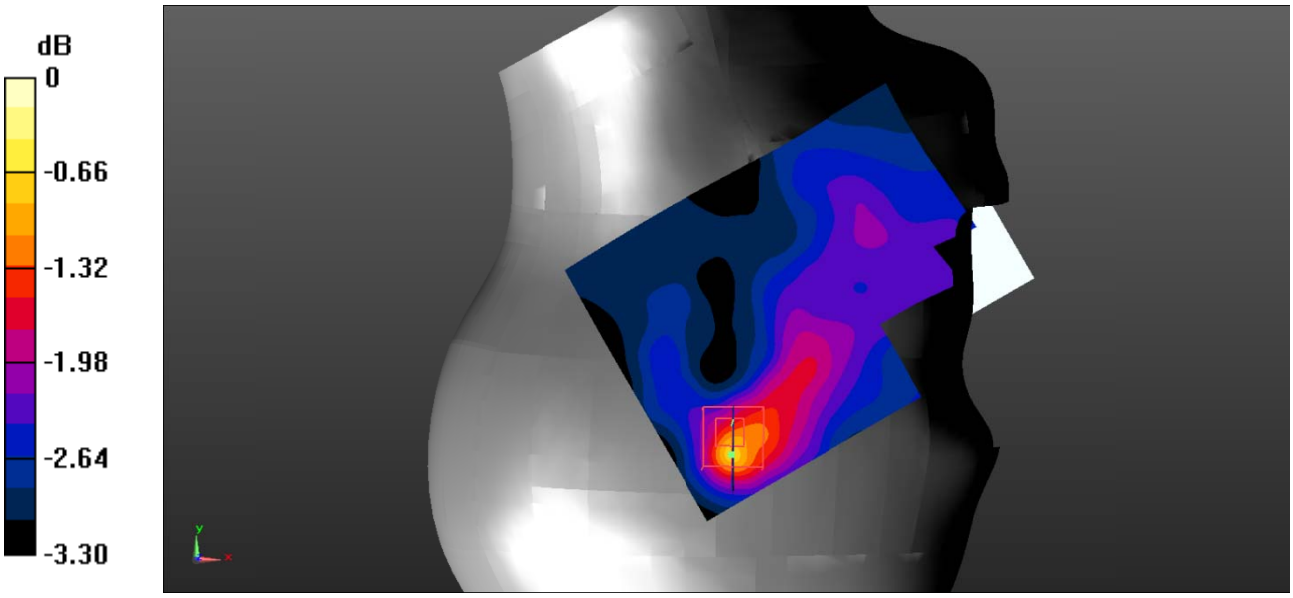

Test Plot 72#: LTE Band 7_Head Right Tilt_50%RB_Middle

DUT: Smart phone; Type: MAX 1 Plus; Serial: 19071800728;

Communication System: Generic FDD-LTE; Frequency: 2535 MHz;Duty Cycle: 1:1
Medium parameters used: f = 2535 MHz; σ = 1.913 S/m; ε_r = 39.608; ρ = 1000 kg/m^3 ;
Phantom section: Right Section

DASY5 Configuration:

- Probe: EX3DV4 - SN7522; ConvF(6.79, 6.79, 6.79); Calibrated: 2018/11/2;
- Sensor-Surface: 1.4mm (Mechanical Surface Detection)
- Electronics: DAE4 SN1562;Calibrated: 2018/11/6
- Phantom: SAM-Twin V8.0 P1aP2a; Type: QD 000 P41 AA; Serial: 1962
- Measurement SW: DASY52, Version 52.8 (8);

Area Scan (101x101x1): Interpolated grid: dx=1.000 mm, dy=1.000 mm
Maximum value of SAR (interpolated) = 0.0654 W/kg

Zoom Scan (7x7x7)/Cube 0: Measurement grid: dx=5mm, dy=5mm, dz=5mm
Reference Value = 4.499 V/m; Power Drift = 0.05 dB
Peak SAR (extrapolated) = 0.0930 W/kg
SAR(1 g) = 0.065 W/kg; SAR(10 g) = 0.052 W/kg
Maximum value of SAR (measured) = 0.0660 W/kg

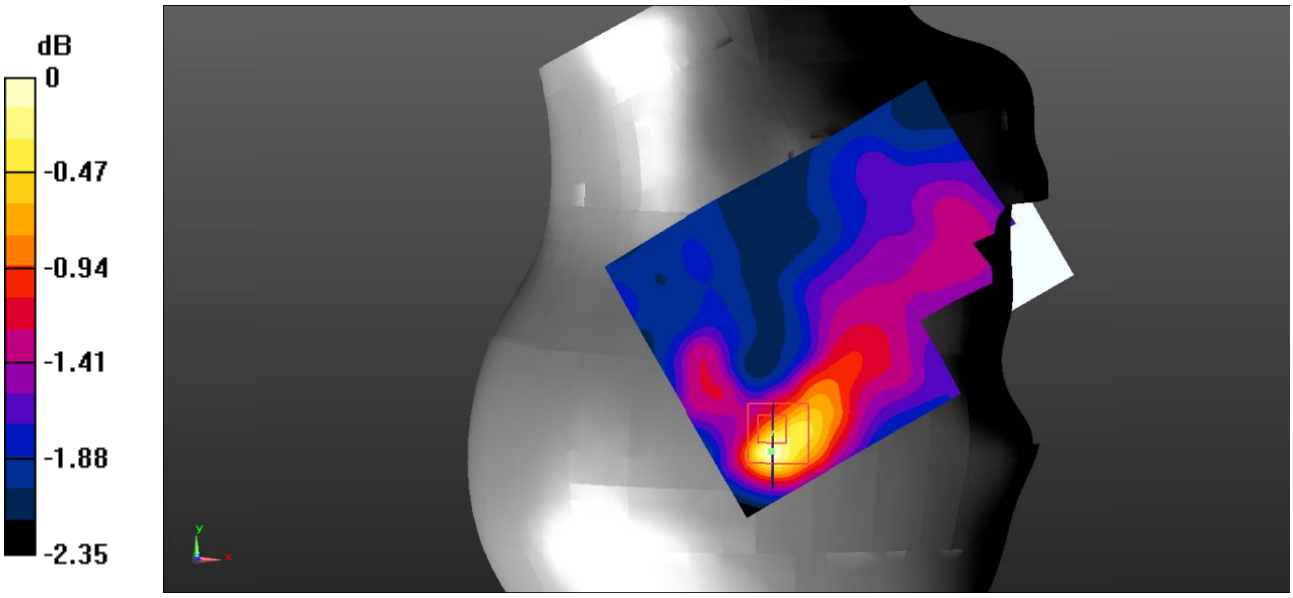

Test Plot 73#: LTE Band 7_Body Back_1RB_Middle

DUT: Smart phone; Type: MAX 1 Plus; Serial: 19071800728;

Communication System: Generic FDD-LTE; Frequency: 2535 MHz;Duty Cycle: 1:1
Medium parameters used: f = 2535 MHz; σ = 1.913 S/m; ε_r = 39.608; ρ = 1000 kg/m^3 ;
Phantom section: Flat Section

DASY5 Configuration:

- Probe: EX3DV4 - SN7522; ConvF(6.79, 6.79, 6.79); Calibrated: 2018/11/2;
- Sensor-Surface: 1.4mm (Mechanical Surface Detection)
- Electronics: DAE4 SN1562;Calibrated: 2018/11/6
- Phantom: ELI V8.0 P1aP2a; Type: QD OVA 004 AA; Serial: 2092
- Measurement SW: DASY52, Version 52.8 (8);

Area Scan (101x101x1): Interpolated grid: dx=1.000 mm, dy=1.000 mm
Maximum value of SAR (interpolated) = 0.686 W/kg

Zoom Scan (7x7x7)/Cube 0: Measurement grid: dx=5mm, dy=5mm, dz=5mm
Reference Value = 10.01 V/m; Power Drift = -0.16 dB
Peak SAR (extrapolated) = 1.04 W/kg
SAR(1 g) = 0.535 W/kg; SAR(10 g) = 0.267 W/kg
Maximum value of SAR (measured) = 0.599 W/kg

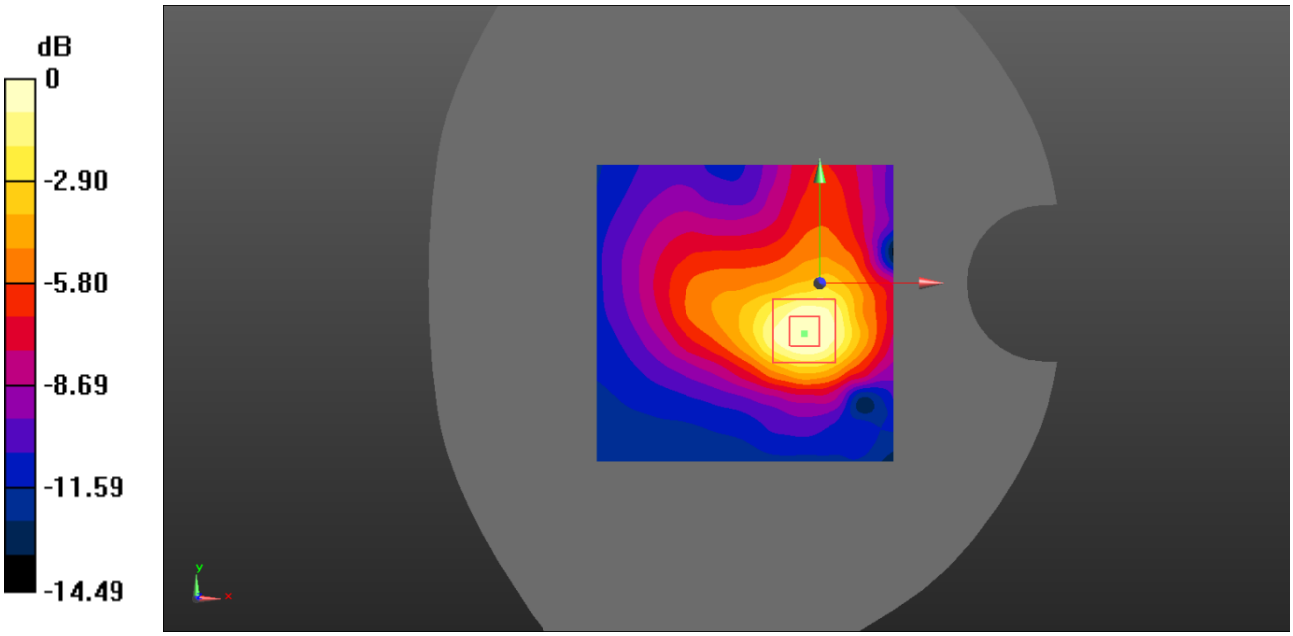

Test Plot 74#: LTE Band 7_Body Back_50%RB_Middle

DUT: Smart phone; Type: MAX 1 Plus; Serial: 19071800728;

Communication System: Generic FDD-LTE; Frequency: 2535 MHz;Duty Cycle: 1:1
Medium parameters used: f = 2535 MHz; σ = 1.913 S/m; ε_r = 39.608; ρ = 1000 kg/m^3 ;
Phantom section: Flat Section

DASY5 Configuration:

- Probe: EX3DV4 - SN7522; ConvF(6.79, 6.79, 6.79); Calibrated: 2018/11/2;
- Sensor-Surface: 1.4mm (Mechanical Surface Detection)
- Electronics: DAE4 SN1562;Calibrated: 2018/11/6
- Phantom: ELI V8.0 P1aP2a; Type: QD OVA 004 AA; Serial: 2092
- Measurement SW: DASY52, Version 52.8 (8);

Area Scan (101x101x1): Interpolated grid: dx=1.000 mm, dy=1.000 mm
Maximum value of SAR (interpolated) = 0.535 W/kg

Zoom Scan (7x7x7)/Cube 0: Measurement grid: dx=5mm, dy=5mm, dz=5mm
Reference Value = 8.863 V/m; Power Drift = -0.05 dB
Peak SAR (extrapolated) = 0.877 W/kg
SAR(1 g) = 0.461 W/kg; SAR(10 g) = 0.232 W/kg
Maximum value of SAR (measured) = 0.519 W/kg

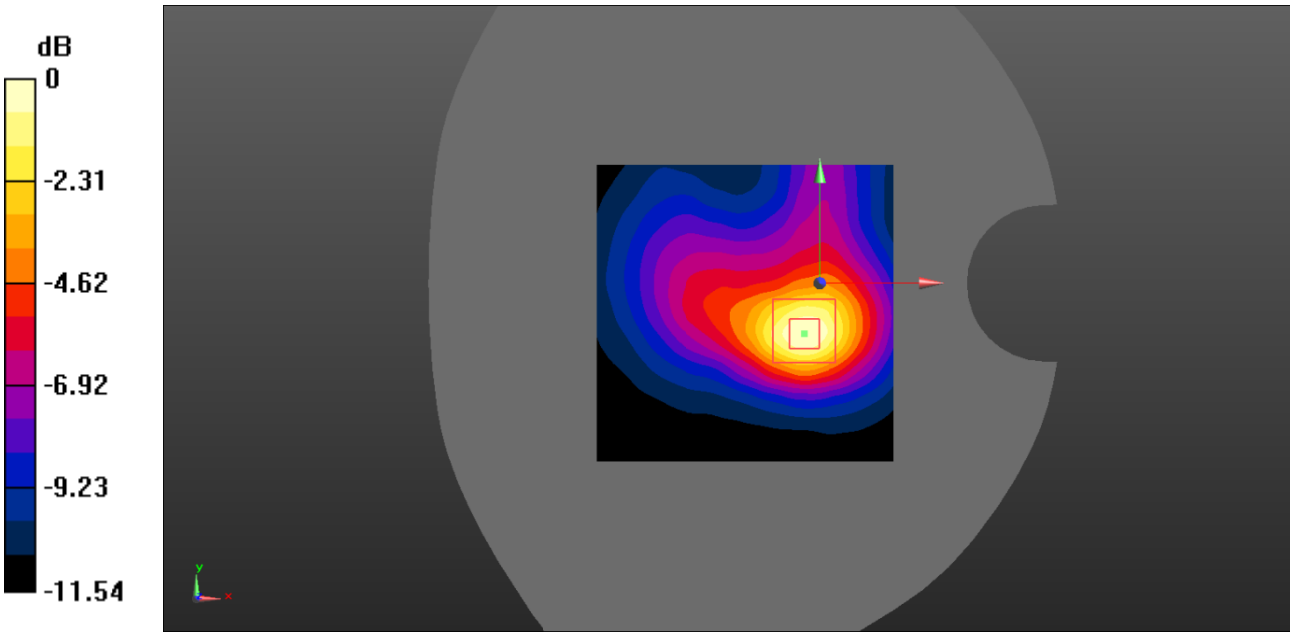

Test Plot 75#: LTE Band 7_Body Left_1RB_Middle

DUT: Smart phone; Type: MAX 1 Plus; Serial: 19071800728;

Communication System: Generic FDD-LTE; Frequency: 2535 MHz;Duty Cycle: 1:1
Medium parameters used: f = 2535 MHz; σ = 1.913 S/m; ε_r = 39.608; ρ = 1000 kg/m^3 ;
Phantom section: Flat Section

DASY5 Configuration:

- Probe: EX3DV4 - SN7522; ConvF(6.79, 6.79, 6.79); Calibrated: 2018/11/2;
- Sensor-Surface: 1.4mm (Mechanical Surface Detection)
- Electronics: DAE4 SN1562;Calibrated: 2018/11/6
- Phantom: ELI V8.0 P1aP2a; Type: QD OVA 004 AA; Serial: 2092
- Measurement SW: DASY52, Version 52.8 (8);

Area Scan (101x101x1): Interpolated grid: dx=1.000 mm, dy=1.000 mm
Maximum value of SAR (interpolated) = 0.132 W/kg

Zoom Scan (7x7x7)/Cube 0: Measurement grid: dx=5mm, dy=5mm, dz=5mm
Reference Value = 6.516 V/m; Power Drift = 0.11 dB
Peak SAR (extrapolated) = 0.192 W/kg
SAR(1 g) = 0.125 W/kg; SAR(10 g) = 0.084 W/kg
Maximum value of SAR (measured) = 0.131 W/kg

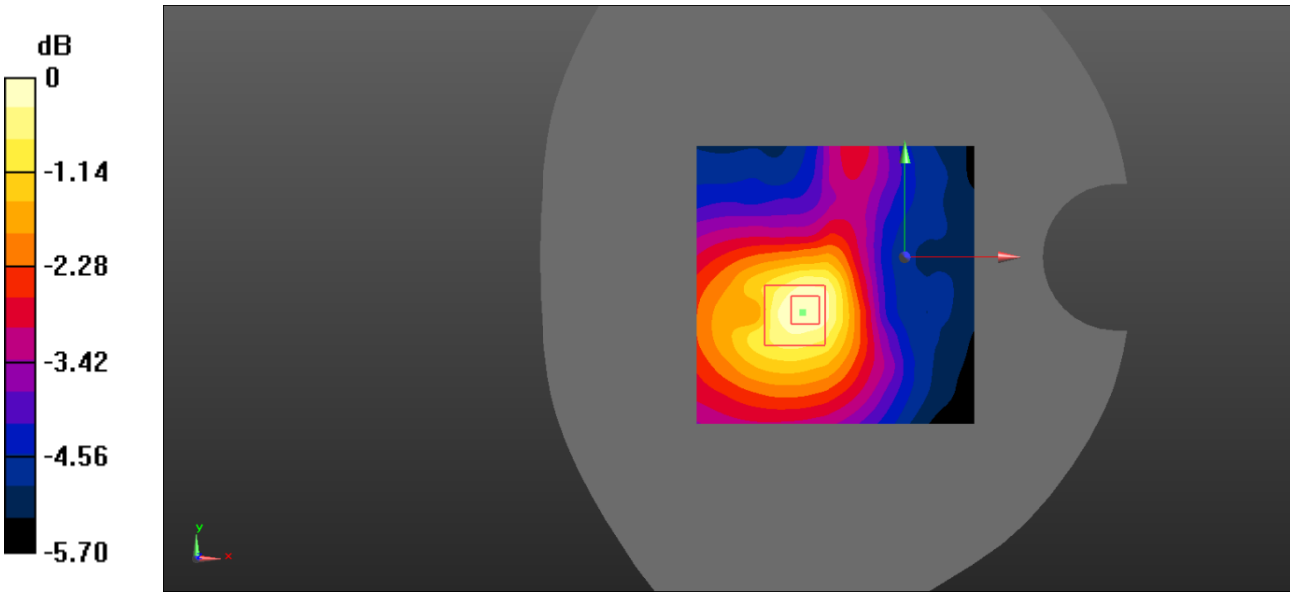

Test Plot 76#: LTE Band 7_Body Left_50%RB_Middle

DUT: Smart phone; Type: MAX 1 Plus; Serial: 19071800728;

Communication System: Generic FDD-LTE; Frequency: 2535 MHz;Duty Cycle: 1:1
Medium parameters used: f = 2535 MHz; σ = 1.913 S/m; ε_r = 39.608; ρ = 1000 kg/m^3 ;
Phantom section: Flat Section

DASY5 Configuration:

- Probe: EX3DV4 - SN7522; ConvF(6.79, 6.79, 6.79); Calibrated: 2018/11/2;
- Sensor-Surface: 1.4mm (Mechanical Surface Detection)
- Electronics: DAE4 SN1562;Calibrated: 2018/11/6
- Phantom: ELI V8.0 P1aP2a; Type: QD OVA 004 AA; Serial: 2092
- Measurement SW: DASY52, Version 52.8 (8);

Area Scan (101x101x1): Interpolated grid: dx=1.000 mm, dy=1.000 mm
Maximum value of SAR (interpolated) = 0.103 W/kg

Zoom Scan (7x7x7)/Cube 0: Measurement grid: dx=5mm, dy=5mm, dz=5mm
Reference Value = 4.923 V/m; Power Drift = 0.06 dB
Peak SAR (extrapolated) = 0.142 W/kg
SAR(1 g) = 0.096 W/kg; SAR(10 g) = 0.068 W/kg
Maximum value of SAR (measured) = 0.101 W/kg

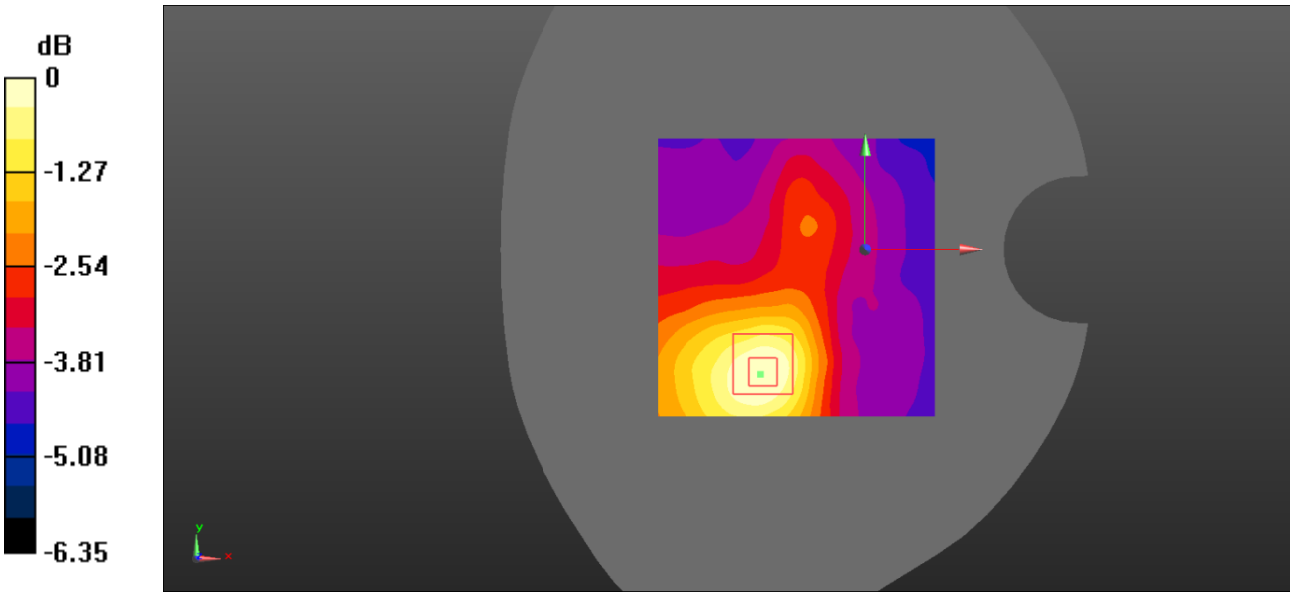

Test Plot 77#: LTE Band 7_Body Bottom_1RB_Middle

DUT: Smart phone; Type: MAX 1 Plus; Serial: 19071800728;

Communication System: Generic FDD-LTE; Frequency: 2535 MHz;Duty Cycle: 1:1
Medium parameters used: f = 2535 MHz; σ = 1.913 S/m; ε_r = 39.608; ρ = 1000 kg/m^3 ;
Phantom section: Flat Section

DASY5 Configuration:

- Probe: EX3DV4 - SN7522; ConvF(6.79, 6.79, 6.79); Calibrated: 2018/11/2;
- Sensor-Surface: 1.4mm (Mechanical Surface Detection)
- Electronics: DAE4 SN1562;Calibrated: 2018/11/6
- Phantom: ELI V8.0 P1aP2a; Type: QD OVA 004 AA; Serial: 2092
- Measurement SW: DASY52, Version 52.8 (8);

Area Scan (101x101x1): Interpolated grid: dx=1.000 mm, dy=1.000 mm
Maximum value of SAR (interpolated) = 0.781 W/kg

Zoom Scan (7x7x7)/Cube 0: Measurement grid: dx=5mm, dy=5mm, dz=5mm
Reference Value = 8.707 V/m; Power Drift = 0.09 dB
Peak SAR (extrapolated) = 1.24 W/kg
SAR(1 g) = 0.624 W/kg; SAR(10 g) = 0.286 W/kg
Maximum value of SAR (measured) = 0.716 W/kg



Test Plot 78#: LTE Band 7_Body Bottom_50%RB_Middle

DUT: Smart phone; Type: MAX 1 Plus; Serial: 19071800728;

Communication System: Generic FDD-LTE; Frequency: 2535 MHz;Duty Cycle: 1:1
Medium parameters used: f = 2535 MHz; σ = 1.913 S/m; ε_r = 39.608; ρ = 1000 kg/m^3 ;
Phantom section: Flat Section

DASY5 Configuration:

- Probe: EX3DV4 - SN7522; ConvF(6.79, 6.79, 6.79); Calibrated: 2018/11/2;
- Sensor-Surface: 1.4mm (Mechanical Surface Detection)
- Electronics: DAE4 SN1562;Calibrated: 2018/11/6
- Phantom: ELI V8.0 P1aP2a; Type: QD OVA 004 AA; Serial: 2092
- Measurement SW: DASY52, Version 52.8 (8);

Area Scan (101x101x1): Interpolated grid: dx=1.000 mm, dy=1.000 mm
Maximum value of SAR (interpolated) = 0.393 W/kg

Zoom Scan (7x7x7)/Cube 0: Measurement grid: dx=5mm, dy=5mm, dz=5mm
Reference Value = 11.21 V/m; Power Drift = -0.12 dB
Peak SAR (extrapolated) = 0.639 W/kg
SAR(1 g) = 0.352 W/kg; SAR(10 g) = 0.186 W/kg
Maximum value of SAR (measured) = 0.396 W/kg

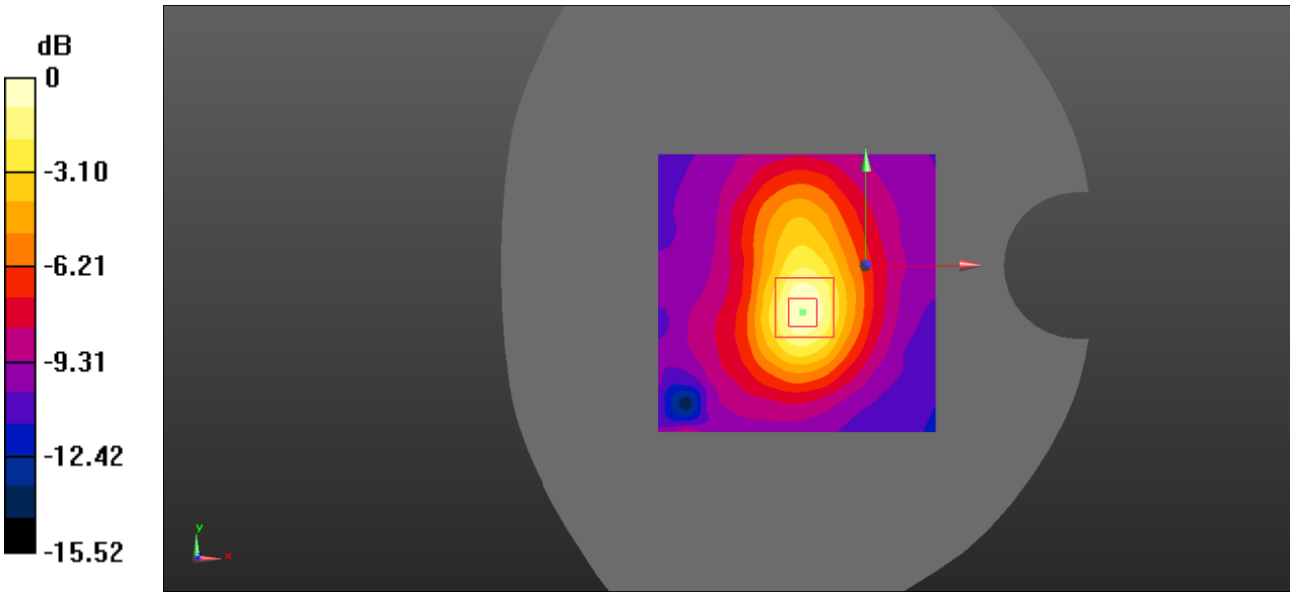

Test Plot 79#: LTE Band 12_Head Left Cheek_1RB_Middle

DUT: Smart phone; Type: MAX 1 Plus; Serial: 19071800728;

Communication System: Generic FDD-LTE; Frequency: 707.5 MHz;Duty Cycle: 1:1
Medium parameters used: f = 707.5 MHz; σ = 0.886 S/m; ε_r = 42.947; ρ = 1000 kg/m^3 ;
Phantom section: Left Section

DASY5 Configuration:

- Probe: EX3DV4 - SN7522; ConvF(9.78, 9.78, 9.78); Calibrated: 2018/11/2;
- Sensor-Surface: 1.4mm (Mechanical Surface Detection)
- Electronics: DAE4 SN1562;Calibrated: 2018/11/6
- Phantom: SAM-Twin V8.0 P1aP2a; Type: QD 000 P41 AA; Serial: 1962
- Measurement SW: DASY52, Version 52.8 (8);

Area Scan (71x91x1): Interpolated grid: dx=1.500 mm, dy=1.500 mm
Maximum value of SAR (interpolated) = 0.0630 W/kg

Zoom Scan (5x5x7)/Cube 0: Measurement grid: dx=8mm, dy=8mm, dz=5mm
Reference Value = 3.427 V/m; Power Drift = 0.02 dB
Peak SAR (extrapolated) = 0.0720 W/kg
SAR(1 g) = 0.060 W/kg; SAR(10 g) = 0.047 W/kg
Maximum value of SAR (measured) = 0.0606 W/kg

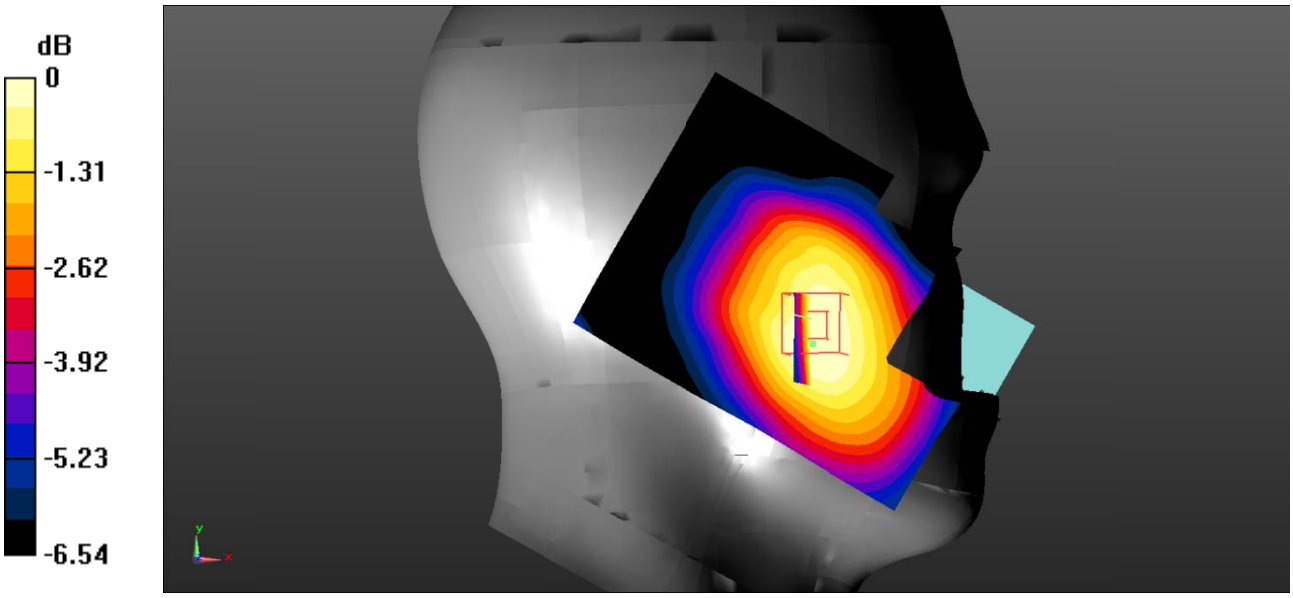

Test Plot 80#: LTE Band 12_Head Left Cheek_50%RB_Middle

DUT: Smart phone; Type: MAX 1 Plus; Serial: 19071800728;

Communication System: Generic FDD-LTE; Frequency: 707.5 MHz;Duty Cycle: 1:1
Medium parameters used: f = 707.5 MHz; σ = 0.886 S/m; ε_r = 42.947; ρ = 1000 kg/m^3 ;
Phantom section: Left Section

DASY5 Configuration:

- Probe: EX3DV4 - SN7522; ConvF(9.78, 9.78, 9.78); Calibrated: 2018/11/2;
- Sensor-Surface: 1.4mm (Mechanical Surface Detection)
- Electronics: DAE4 SN1562;Calibrated: 2018/11/6
- Phantom: SAM-Twin V8.0 P1aP2a; Type: QD 000 P41 AA; Serial: 1962
- Measurement SW: DASY52, Version 52.8 (8);

Area Scan (71x91x1): Interpolated grid: dx=1.500 mm, dy=1.500 mm
Maximum value of SAR (interpolated) = 0.0528 W/kg

Zoom Scan (5x5x7)/Cube 0: Measurement grid: dx=8mm, dy=8mm, dz=5mm
Reference Value = 3.333 V/m; Power Drift = 0.02 dB
Peak SAR (extrapolated) = 0.110 W/kg
SAR(1 g) = 0.053 W/kg; SAR(10 g) = 0.039 W/kg
Maximum value of SAR (measured) = 0.0937 W/kg

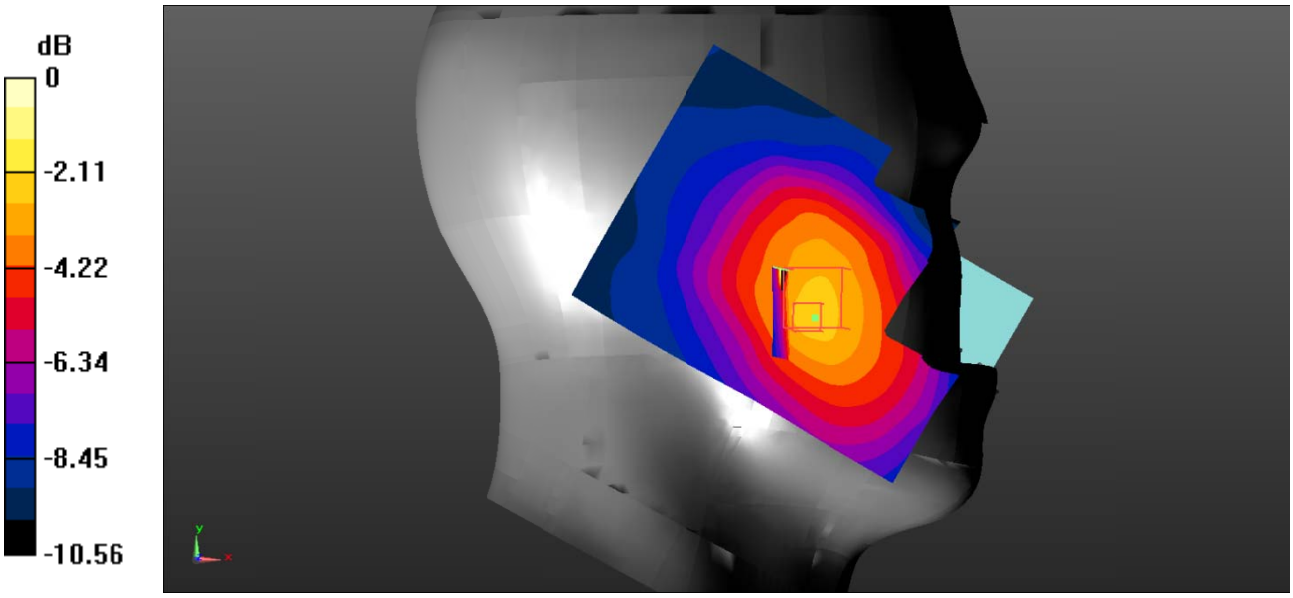

Test Plot 81#: LTE Band 12_Head Left Tilt_1RB_Middle

DUT: Smart phone; Type: MAX 1 Plus; Serial: 19071800728;

Communication System: Generic FDD-LTE; Frequency: 707.5 MHz;Duty Cycle: 1:1
Medium parameters used: f = 707.5 MHz; σ = 0.886 S/m; ε_r = 42.947; ρ = 1000 kg/m^3 ;
Phantom section: Left Section

DASY5 Configuration:

- Probe: EX3DV4 - SN7522; ConvF(9.78, 9.78, 9.78); Calibrated: 2018/11/2;
- Sensor-Surface: 1.4mm (Mechanical Surface Detection)
- Electronics: DAE4 SN1562;Calibrated: 2018/11/6
- Phantom: SAM-Twin V8.0 P1aP2a; Type: QD 000 P41 AA; Serial: 1962
- Measurement SW: DASY52, Version 52.8 (8);

Area Scan (71x91x1): Interpolated grid: dx=1.500 mm, dy=1.500 mm
Maximum value of SAR (interpolated) = 0.0436 W/kg

Zoom Scan (5x5x7)/Cube 0: Measurement grid: dx=8mm, dy=8mm, dz=5mm
Reference Value = 1.178 V/m; Power Drift = 0.06 dB
Peak SAR (extrapolated) = 0.0470 W/kg
SAR(1 g) = 0.040 W/kg; SAR(10 g) = 0.032 W/kg
Maximum value of SAR (measured) = 0.0406 W/kg



Test Plot 82#: LTE Band 12_Head Left Tilt_50%RB_Middle

DUT: Smart phone; Type: MAX 1 Plus; Serial: 19071800728;

Communication System: Generic FDD-LTE; Frequency: 707.5 MHz;Duty Cycle: 1:1
Medium parameters used: f = 707.5 MHz; σ = 0.886 S/m; ε_r = 42.947; ρ = 1000 kg/m^3 ;
Phantom section: Left Section

DASY5 Configuration:

- Probe: EX3DV4 - SN7522; ConvF(9.78, 9.78, 9.78); Calibrated: 2018/11/2;
- Sensor-Surface: 1.4mm (Mechanical Surface Detection)
- Electronics: DAE4 SN1562;Calibrated: 2018/11/6
- Phantom: SAM-Twin V8.0 P1aP2a; Type: QD 000 P41 AA; Serial: 1962
- Measurement SW: DASY52, Version 52.8 (8);

Area Scan (71x91x1): Interpolated grid: dx=1.500 mm, dy=1.500 mm
Maximum value of SAR (interpolated) = 0.0921 W/kg

Zoom Scan (5x5x7)/Cube 0: Measurement grid: dx=8mm, dy=8mm, dz=5mm
Reference Value = 4.542 V/m; Power Drift = 0.15 dB
Peak SAR (extrapolated) = 0.0360 W/kg
SAR(1 g) = 0.033 W/kg; SAR(10 g) = 0.027 W/kg
Maximum value of SAR (measured) = 0.0327 W/kg



Test Plot 83#: LTE Band 12_Head Right Cheek_1RB_Middle

DUT: Smart phone; Type: MAX 1 Plus; Serial: 19071800728;

Communication System: Generic FDD-LTE; Frequency: 707.5 MHz;Duty Cycle: 1:1
Medium parameters used: f = 707.5 MHz; σ = 0.886 S/m; ε_r = 42.947; ρ = 1000 kg/m^3 ;
Phantom section: Right Section

DASY5 Configuration:

- Probe: EX3DV4 - SN7522; ConvF(9.78, 9.78, 9.78); Calibrated: 2018/11/2;
- Sensor-Surface: 1.4mm (Mechanical Surface Detection)
- Electronics: DAE4 SN1562;Calibrated: 2018/11/6
- Phantom: SAM-Twin V8.0 P1aP2a; Type: QD 000 P41 AA; Serial: 1962
- Measurement SW: DASY52, Version 52.8 (8);

Area Scan (71x91x1): Interpolated grid: dx=1.500 mm, dy=1.500 mm
Maximum value of SAR (interpolated) = 0.0547 W/kg

Zoom Scan (5x5x7)/Cube 0: Measurement grid: dx=8mm, dy=8mm, dz=5mm
Reference Value = 3.787 V/m; Power Drift = 0.17 dB
Peak SAR (extrapolated) = 0.0680 W/kg
SAR(1 g) = 0.059 W/kg; SAR(10 g) = 0.048 W/kg
Maximum value of SAR (measured) = 0.0600 W/kg

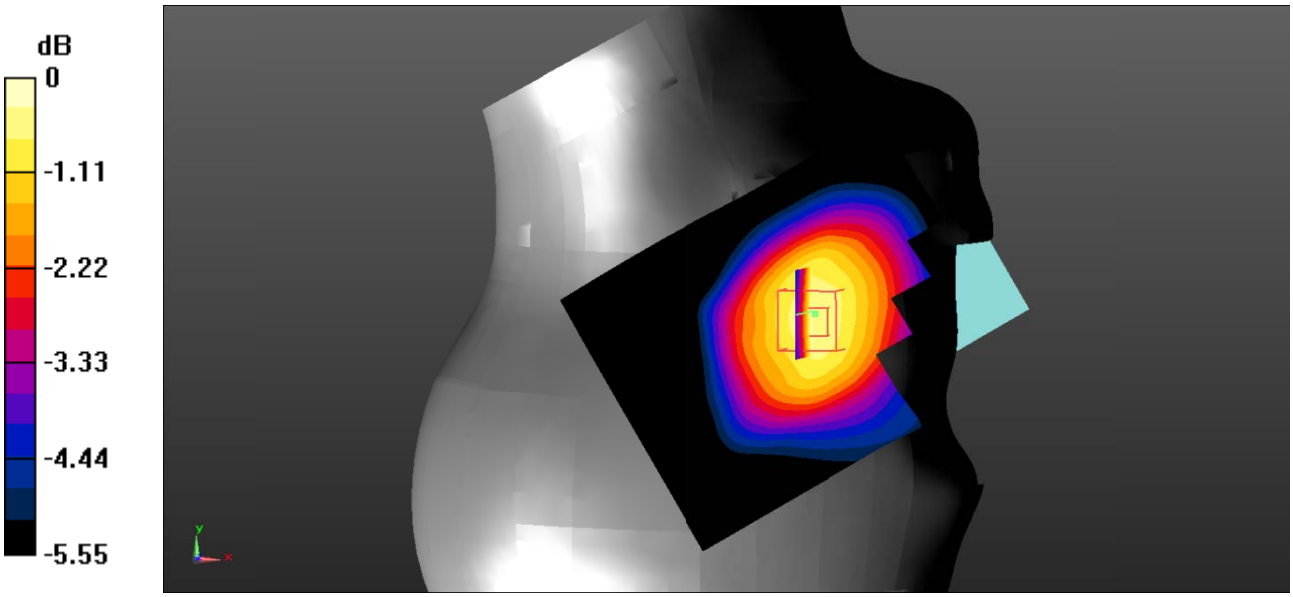

Test Plot 84#: LTE Band 12_Head Right Cheek_50%RB_Middle

DUT: Smart phone; Type: MAX 1 Plus; Serial: 19071800728;

Communication System: Generic FDD-LTE; Frequency: 707.5 MHz;Duty Cycle: 1:1
Medium parameters used: f = 707.5 MHz; σ = 0.886 S/m; ε_r = 42.947; ρ = 1000 kg/m^3 ;
Phantom section: Right Section

DASY5 Configuration:

- Probe: EX3DV4 - SN7522; ConvF(9.78, 9.78, 9.78); Calibrated: 2018/11/2;
- Sensor-Surface: 1.4mm (Mechanical Surface Detection)
- Electronics: DAE4 SN1562;Calibrated: 2018/11/6
- Phantom: SAM-Twin V8.0 P1aP2a; Type: QD 000 P41 AA; Serial: 1962
- Measurement SW: DASY52, Version 52.8 (8);

Area Scan (71x91x1): Interpolated grid: dx=1.500 mm, dy=1.500 mm
Maximum value of SAR (interpolated) = 0.0465 W/kg

Zoom Scan (5x5x7)/Cube 0: Measurement grid: dx=8mm, dy=8mm, dz=5mm
Reference Value = 3.560 V/m; Power Drift = 0.13 dB
Peak SAR (extrapolated) = 0.0580 W/kg
SAR(1 g) = 0.050 W/kg; SAR(10 g) = 0.041 W/kg
Maximum value of SAR (measured) = 0.0512 W/kg



Test Plot 85#: LTE Band 12_Head Right Tilt_1RB_Middle

DUT: Smart phone; Type: MAX 1 Plus; Serial: 19071800728;

Communication System: Generic FDD-LTE; Frequency: 707.5 MHz;Duty Cycle: 1:1
Medium parameters used: f = 707.5 MHz; σ = 0.886 S/m; ε_r = 42.947; ρ = 1000 kg/m^3 ;
Phantom section: Right Section

DASY5 Configuration:

- Probe: EX3DV4 - SN7522; ConvF(9.78, 9.78, 9.78); Calibrated: 2018/11/2;
- Sensor-Surface: 1.4mm (Mechanical Surface Detection)
- Electronics: DAE4 SN1562;Calibrated: 2018/11/6
- Phantom: SAM-Twin V8.0 P1aP2a; Type: QD 000 P41 AA; Serial: 1962
- Measurement SW: DASY52, Version 52.8 (8);

Area Scan (71x91x1): Interpolated grid: dx=1.500 mm, dy=1.500 mm
Maximum value of SAR (interpolated) = 0.0337 W/kg

Zoom Scan (5x5x7)/Cube 0: Measurement grid: dx=8mm, dy=8mm, dz=5mm
Reference Value = 4.441 V/m; Power Drift = 0.18 dB
Peak SAR (extrapolated) = 0.0450 W/kg
SAR(1 g) = 0.040 W/kg; SAR(10 g) = 0.033 W/kg
Maximum value of SAR (measured) = 0.0397 W/kg

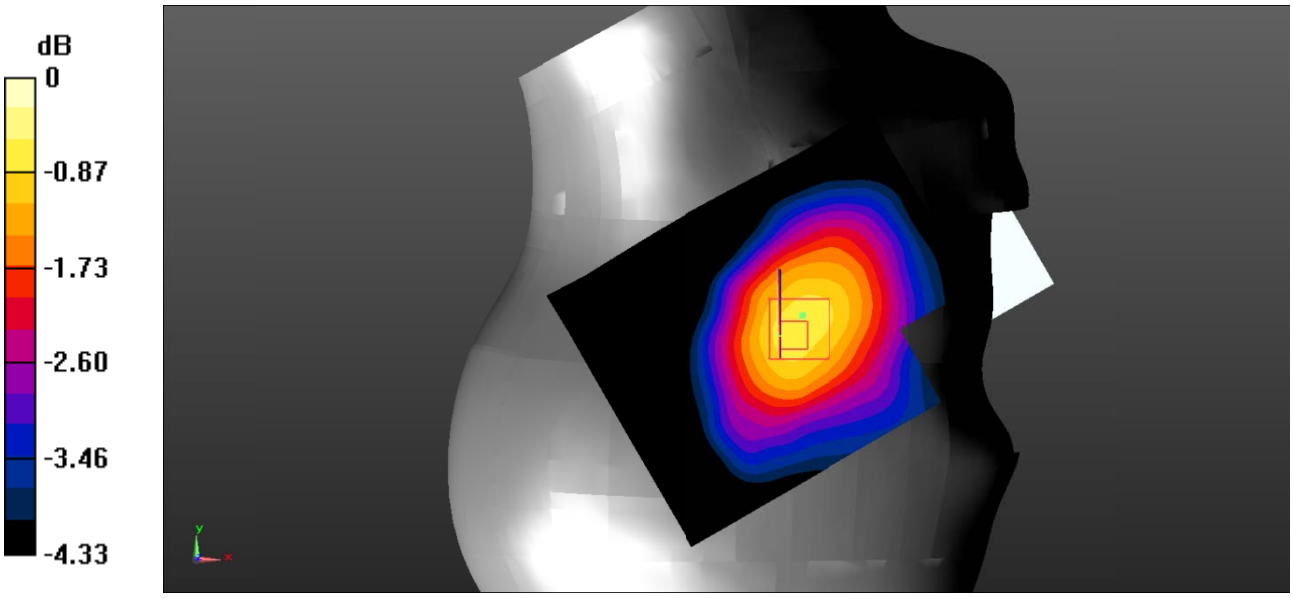

Test Plot 86#: LTE Band 12_Head Right Tilt_50%RB_Middle

DUT: Smart phone; Type: MAX 1 Plus; Serial: 19071800728;

Communication System: Generic FDD-LTE; Frequency: 707.5 MHz;Duty Cycle: 1:1
Medium parameters used: f = 707.5 MHz; σ = 0.886 S/m; ε_r = 42.947; ρ = 1000 kg/m^3 ;
Phantom section: Right Section

DASY5 Configuration:

- Probe: EX3DV4 - SN7522; ConvF(9.78, 9.78, 9.78); Calibrated: 2018/11/2;
- Sensor-Surface: 1.4mm (Mechanical Surface Detection)
- Electronics: DAE4 SN1562;Calibrated: 2018/11/6
- Phantom: SAM-Twin V8.0 P1aP2a; Type: QD 000 P41 AA; Serial: 1962
- Measurement SW: DASY52, Version 52.8 (8);

Area Scan (71x91x1): Interpolated grid: dx=1.500 mm, dy=1.500 mm
Maximum value of SAR (interpolated) = 0.0296 W/kg

Zoom Scan (5x5x7)/Cube 0: Measurement grid: dx=8mm, dy=8mm, dz=5mm
Reference Value = 4.094 V/m; Power Drift = 0.18 dB
Peak SAR (extrapolated) = 0.0390 W/kg
SAR(1 g) = 0.035 W/kg; SAR(10 g) = 0.029 W/kg
Maximum value of SAR (measured) = 0.0349 W/kg



Test Plot 87#: LTE Band 12_Body Back_1RB_Middle

DUT: Smart phone; Type: MAX 1 Plus; Serial: 19071800728;

Communication System: Generic FDD-LTE; Frequency: 707.5 MHz;Duty Cycle: 1:1
Medium parameters used: f = 707.5 MHz; σ = 0.886 S/m; ε_r = 42.947; ρ = 1000 kg/m^3 ;
Phantom section: Flat Section

DASY5 Configuration:

- Probe: EX3DV4 - SN7522; ConvF(9.78, 9.78, 9.78); Calibrated: 2018/11/2;
- Sensor-Surface: 1.4mm (Mechanical Surface Detection)
- Electronics: DAE4 SN1562;Calibrated: 2018/11/6
- Phantom: ELI V8.0 P1aP2a; Type: QD OVA 004 AA; Serial: 2092
- Measurement SW: DASY52, Version 52.8 (8);

Area Scan (71x91x1): Interpolated grid: dx=1.500 mm, dy=1.500 mm
Maximum value of SAR (interpolated) = 0.182 W/kg

Zoom Scan (5x5x7)/Cube 0: Measurement grid: dx=8mm, dy=8mm, dz=5mm
Reference Value = 13.10 V/m; Power Drift = 0.07 dB
Peak SAR (extrapolated) = 0.216 W/kg
SAR(1 g) = 0.176 W/kg; SAR(10 g) = 0.134 W/kg
Maximum value of SAR (measured) = 0.179 W/kg

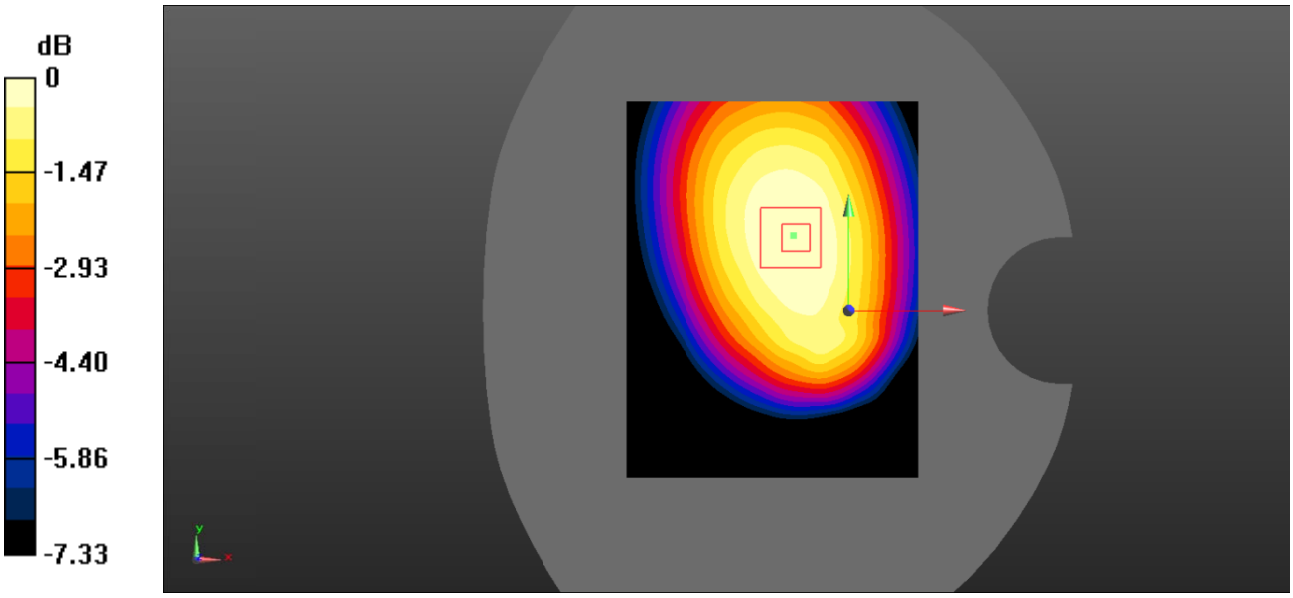

Test Plot 88#: LTE Band 12_Body Back_50%RB_Middle

DUT: Smart phone; Type: MAX 1 Plus; Serial: 19071800728;

Communication System: Generic FDD-LTE; Frequency: 707.5 MHz;Duty Cycle: 1:1
Medium parameters used: f = 707.5 MHz; σ = 0.886 S/m; ε_r = 42.947; ρ = 1000 kg/m^3 ;
Phantom section: Flat Section

DASY5 Configuration:

- Probe: EX3DV4 - SN7522; ConvF(9.78, 9.78, 9.78); Calibrated: 2018/11/2;
- Sensor-Surface: 1.4mm (Mechanical Surface Detection)
- Electronics: DAE4 SN1562;Calibrated: 2018/11/6
- Phantom: ELI V8.0 P1aP2a; Type: QD OVA 004 AA; Serial: 2092
- Measurement SW: DASY52, Version 52.8 (8);

Area Scan (71x91x1): Interpolated grid: dx=1.500 mm, dy=1.500 mm
Maximum value of SAR (interpolated) = 0.149 W/kg

Zoom Scan (5x5x7)/Cube 0: Measurement grid: dx=8mm, dy=8mm, dz=5mm
Reference Value = 12.20 V/m; Power Drift = -0.14 dB
Peak SAR (extrapolated) = 0.180 W/kg
SAR(1 g) = 0.147 W/kg; SAR(10 g) = 0.112 W/kg
Maximum value of SAR (measured) = 0.149 W/kg

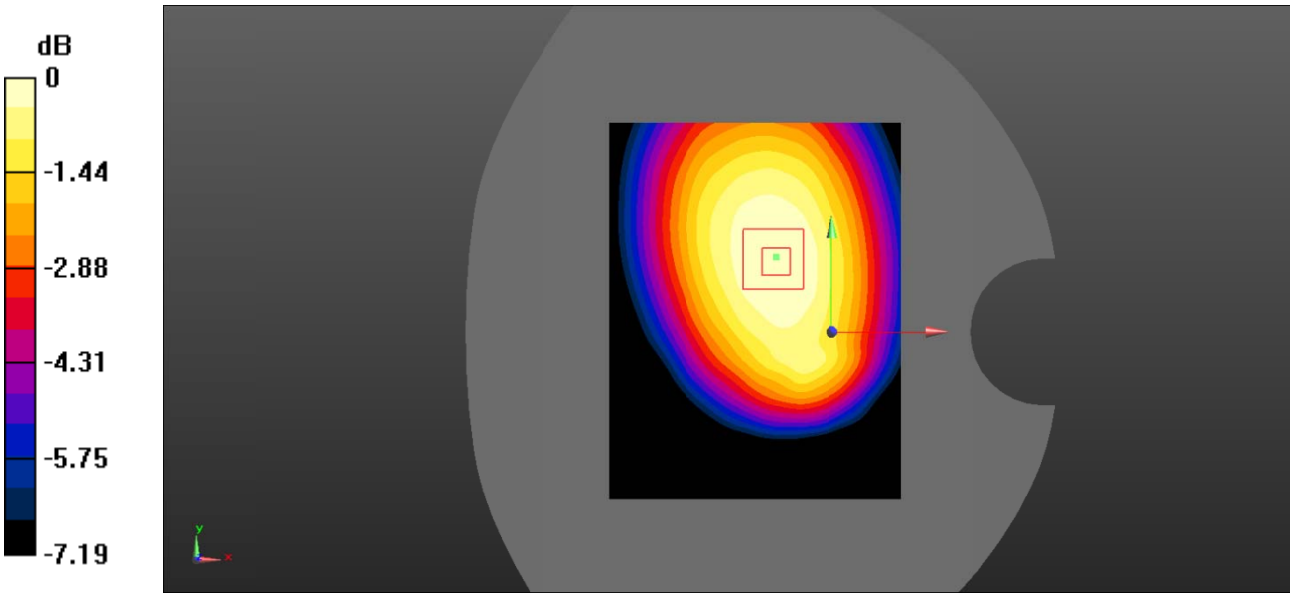

Test Plot 89#: LTE Band 12_Body Left_1RB_Middle

DUT: Smart phone; Type: MAX 1 Plus; Serial: 19071800728;

Communication System: Generic FDD-LTE; Frequency: 707.5 MHz;Duty Cycle: 1:1
Medium parameters used: f = 707.5 MHz; σ = 0.886 S/m; ε_r = 42.947; ρ = 1000 kg/m^3 ;
Phantom section: Flat Section

DASY5 Configuration:

- Probe: EX3DV4 - SN7522; ConvF(9.78, 9.78, 9.78); Calibrated: 2018/11/2;
- Sensor-Surface: 1.4mm (Mechanical Surface Detection)
- Electronics: DAE4 SN1562;Calibrated: 2018/11/6
- Phantom: ELI V8.0 P1aP2a; Type: QD OVA 004 AA; Serial: 2092
- Measurement SW: DASY52, Version 52.8 (8);

Area Scan (71x91x1): Interpolated grid: dx=1.500 mm, dy=1.500 mm
Maximum value of SAR (interpolated) = 0.124 W/kg

Zoom Scan (5x5x7)/Cube 0: Measurement grid: dx=8mm, dy=8mm, dz=5mm
Reference Value = 9.660 V/m; Power Drift = 0.14 dB
Peak SAR (extrapolated) = 0.157 W/kg
SAR(1 g) = 0.119 W/kg; SAR(10 g) = 0.085 W/kg
Maximum value of SAR (measured) = 0.123 W/kg

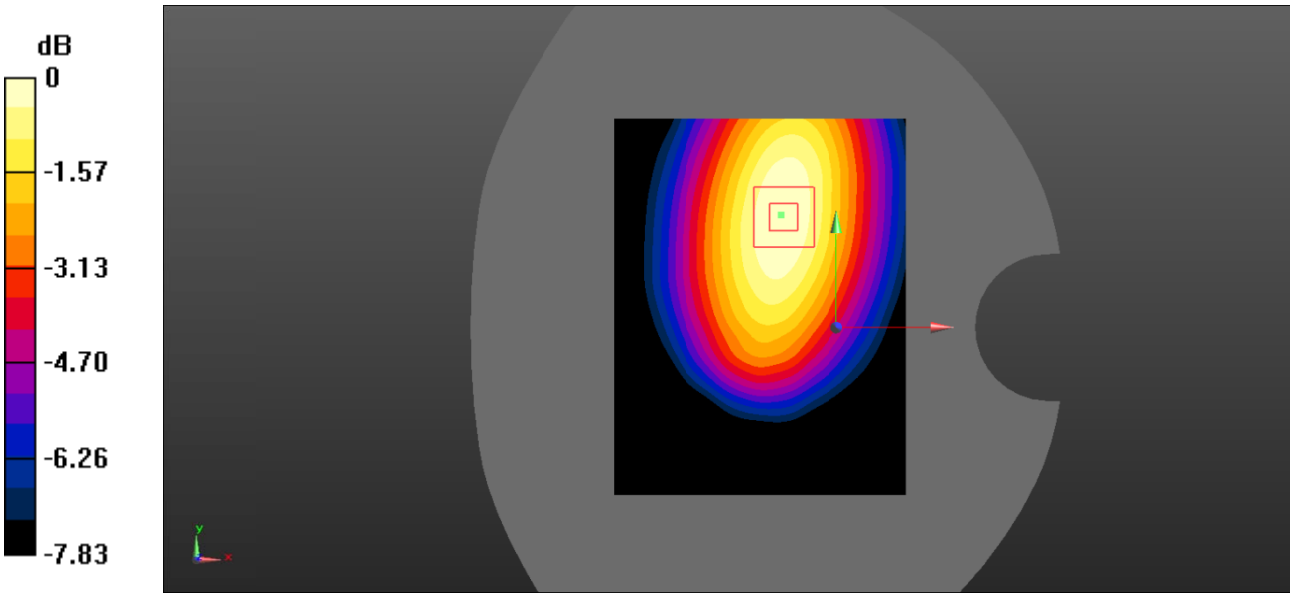

Test Plot 90#: LTE Band 12_Body Left_50%RB_Middle

DUT: Smart phone; Type: MAX 1 Plus; Serial: 19071800728;

Communication System: Generic FDD-LTE; Frequency: 707.5 MHz;Duty Cycle: 1:1
Medium parameters used: f = 707.5 MHz; σ = 0.886 S/m; ε_r = 42.947; ρ = 1000 kg/m^3 ;
Phantom section: Flat Section

DASY5 Configuration:

- Probe: EX3DV4 - SN7522; ConvF(9.78, 9.78, 9.78); Calibrated: 2018/11/2;
- Sensor-Surface: 1.4mm (Mechanical Surface Detection)
- Electronics: DAE4 SN1562;Calibrated: 2018/11/6
- Phantom: ELI V8.0 P1aP2a; Type: QD OVA 004 AA; Serial: 2092
- Measurement SW: DASY52, Version 52.8 (8);

Area Scan (71x91x1): Interpolated grid: dx=1.500 mm, dy=1.500 mm
Maximum value of SAR (interpolated) = 0.103 W/kg

Zoom Scan (5x5x7)/Cube 0: Measurement grid: dx=8mm, dy=8mm, dz=5mm
Reference Value = 8.778 V/m; Power Drift = 0.08 dB
Peak SAR (extrapolated) = 0.129 W/kg
SAR(1 g) = 0.098 W/kg; SAR(10 g) = 0.070 W/kg
Maximum value of SAR (measured) = 0.101 W/kg

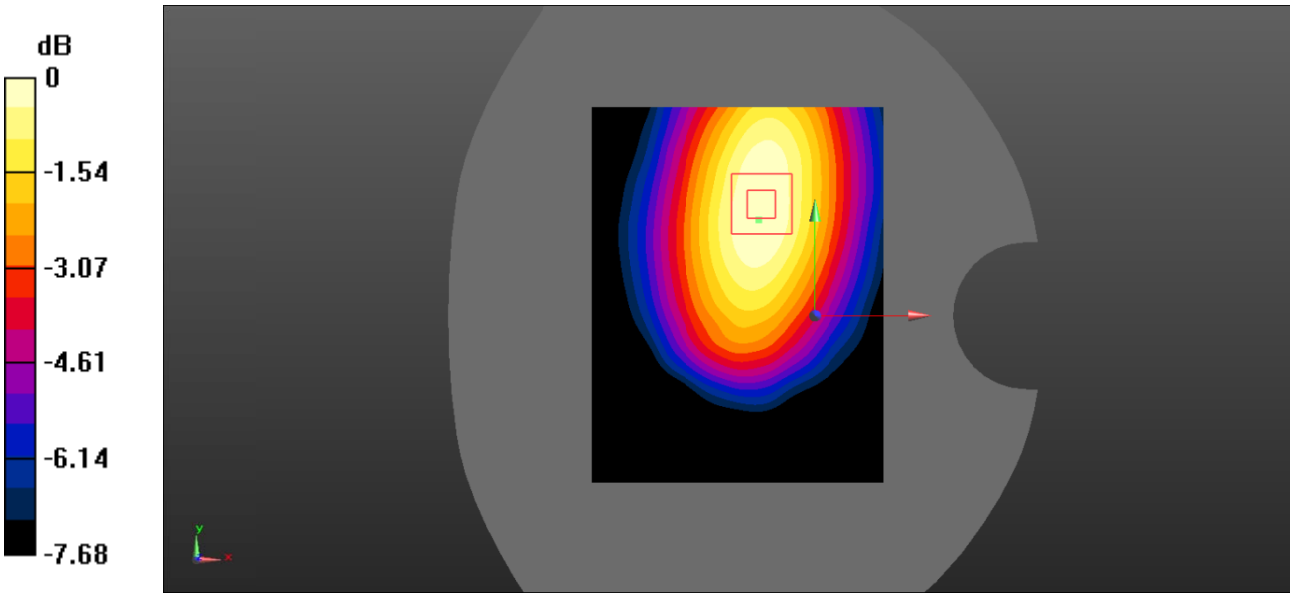

Test Plot 91#: LTE Band 12_Body Bottom_1RB_Middle

DUT: Smart phone; Type: MAX 1 Plus; Serial: 19071800728;

Communication System: Generic FDD-LTE; Frequency: 707.5 MHz;Duty Cycle: 1:1
Medium parameters used: f = 707.5 MHz; σ = 0.886 S/m; ε_r = 42.947; ρ = 1000 kg/m^3 ;
Phantom section: Flat Section

DASY5 Configuration:

- Probe: EX3DV4 - SN7522; ConvF(9.78, 9.78, 9.78); Calibrated: 2018/11/2;
- Sensor-Surface: 1.4mm (Mechanical Surface Detection)
- Electronics: DAE4 SN1562;Calibrated: 2018/11/6
- Phantom: ELI V8.0 P1aP2a; Type: QD OVA 004 AA; Serial: 2092
- Measurement SW: DASY52, Version 52.8 (8);

Area Scan (71x91x1): Interpolated grid: dx=1.500 mm, dy=1.500 mm
Maximum value of SAR (interpolated) = 0.0381 W/kg

Zoom Scan (5x5x7)/Cube 0: Measurement grid: dx=8mm, dy=8mm, dz=5mm
Reference Value = 6.080 V/m; Power Drift = 0.05 dB
Peak SAR (extrapolated) = 0.0680 W/kg
SAR(1 g) = 0.036 W/kg; SAR(10 g) = 0.024 W/kg
Maximum value of SAR (measured) = 0.0373 W/kg

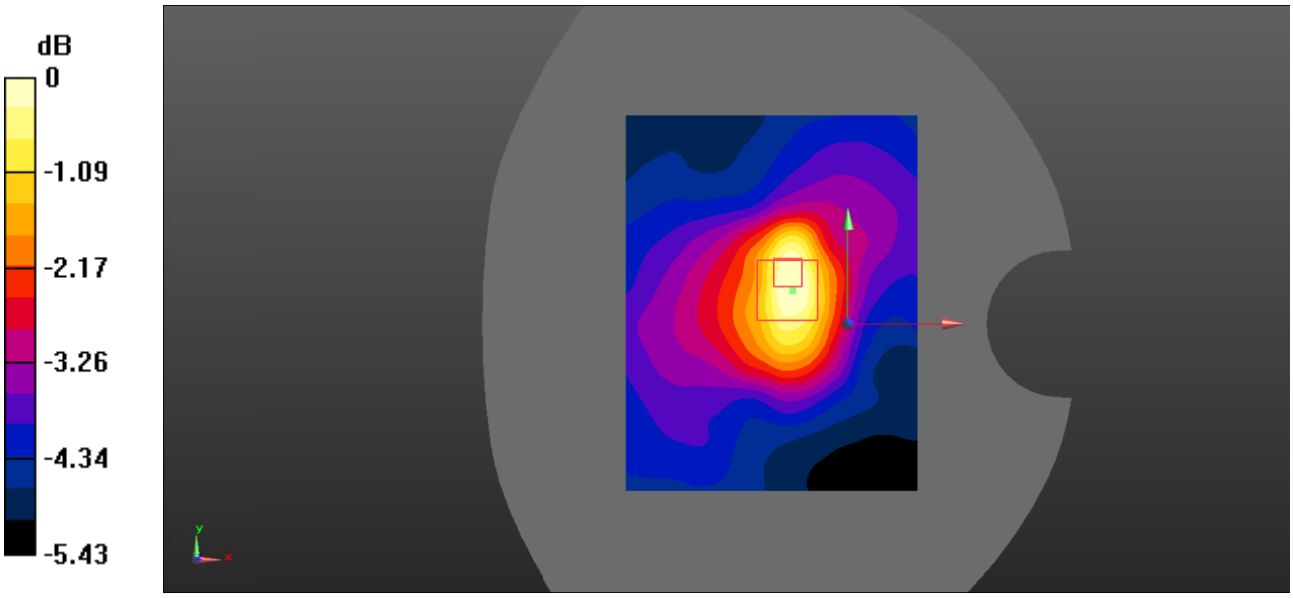

Test Plot 92#: LTE Band 12_Body Bottom_50%RB_Middle

DUT: Smart phone; Type: MAX 1 Plus; Serial: 19071800728;

Communication System: Generic FDD-LTE; Frequency: 707.5 MHz;Duty Cycle: 1:1
Medium parameters used: f = 707.5 MHz; σ = 0.886 S/m; ε_r = 42.947; ρ = 1000 kg/m^3 ;
Phantom section: Flat Section

DASY5 Configuration:

- Probe: EX3DV4 - SN7522; ConvF(9.78, 9.78, 9.78); Calibrated: 2018/11/2;
- Sensor-Surface: 1.4mm (Mechanical Surface Detection)
- Electronics: DAE4 SN1562;Calibrated: 2018/11/6
- Phantom: ELI V8.0 P1aP2a; Type: QD OVA 004 AA; Serial: 2092
- Measurement SW: DASY52, Version 52.8 (8);

Area Scan (71x91x1): Interpolated grid: dx=1.500 mm, dy=1.500 mm
Maximum value of SAR (interpolated) = 0.0318 W/kg

Zoom Scan (5x5x7)/Cube 0: Measurement grid: dx=8mm, dy=8mm, dz=5mm
Reference Value = 5.418 V/m; Power Drift = 0.15 dB
Peak SAR (extrapolated) = 0.0540 W/kg
SAR(1 g) = 0.031 W/kg; SAR(10 g) = 0.021 W/kg
Maximum value of SAR (measured) = 0.0320 W/kg

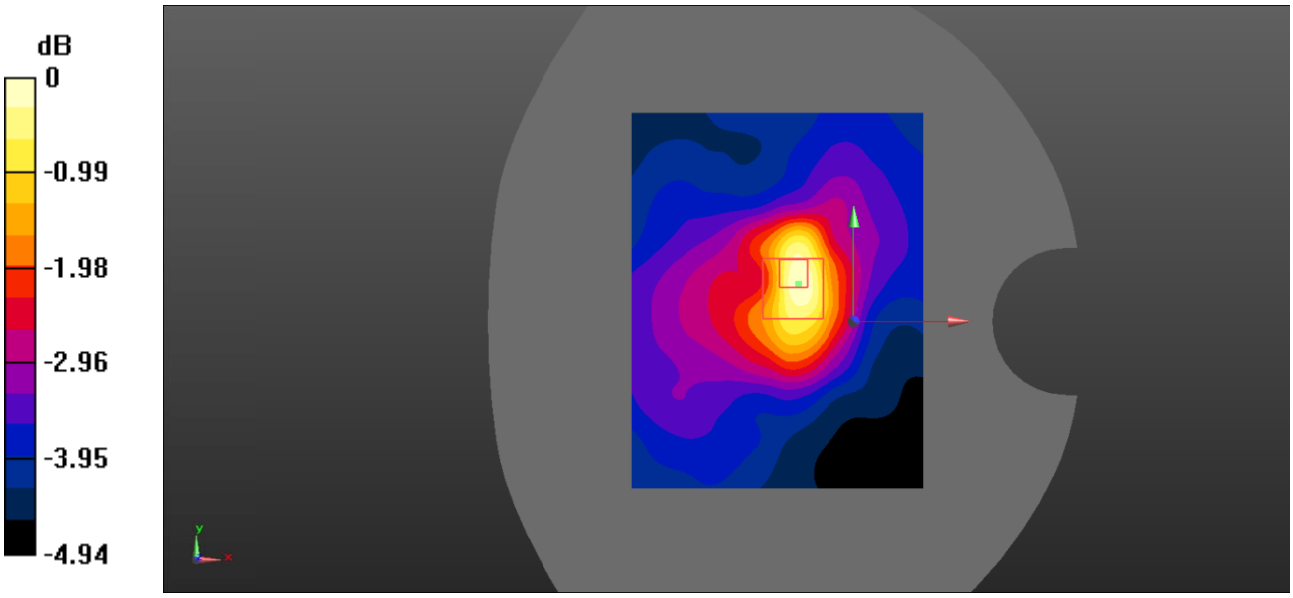

Test Plot 93#: LTE Band 17_Head Left Cheek_1RB_Middle

DUT: Smart phone; Type: MAX 1 Plus; Serial: 19071800728;

Communication System: Generic FDD-LTE; Frequency: 710 MHz;Duty Cycle: 1:1
Medium parameters used: f = 710 MHz; σ = 0.886 S/m; ε_r = 42.952; ρ = 1000 kg/m^3 ;
Phantom section: Left Section

DASY5 Configuration:

- Probe: EX3DV4 - SN7522; ConvF(9.78, 9.78, 9.78); Calibrated: 2018/11/2;
- Sensor-Surface: 1.4mm (Mechanical Surface Detection)
- Electronics: DAE4 SN1562;Calibrated: 2018/11/6
- Phantom: SAM-Twin V8.0 P1aP2a; Type: QD 000 P41 AA; Serial: 1962
- Measurement SW: DASY52, Version 52.8 (8);

Area Scan (71x91x1): Interpolated grid: dx=1.500 mm, dy=1.500 mm
Maximum value of SAR (interpolated) = 0.0725 W/kg

Zoom Scan (5x5x7)/Cube 0: Measurement grid: dx=8mm, dy=8mm, dz=5mm
Reference Value = 4.354 V/m; Power Drift = -0.05 dB
Peak SAR (extrapolated) = 0.0830 W/kg
SAR(1 g) = 0.066 W/kg; SAR(10 g) = 0.052 W/kg
Maximum value of SAR (measured) = 0.0679 W/kg

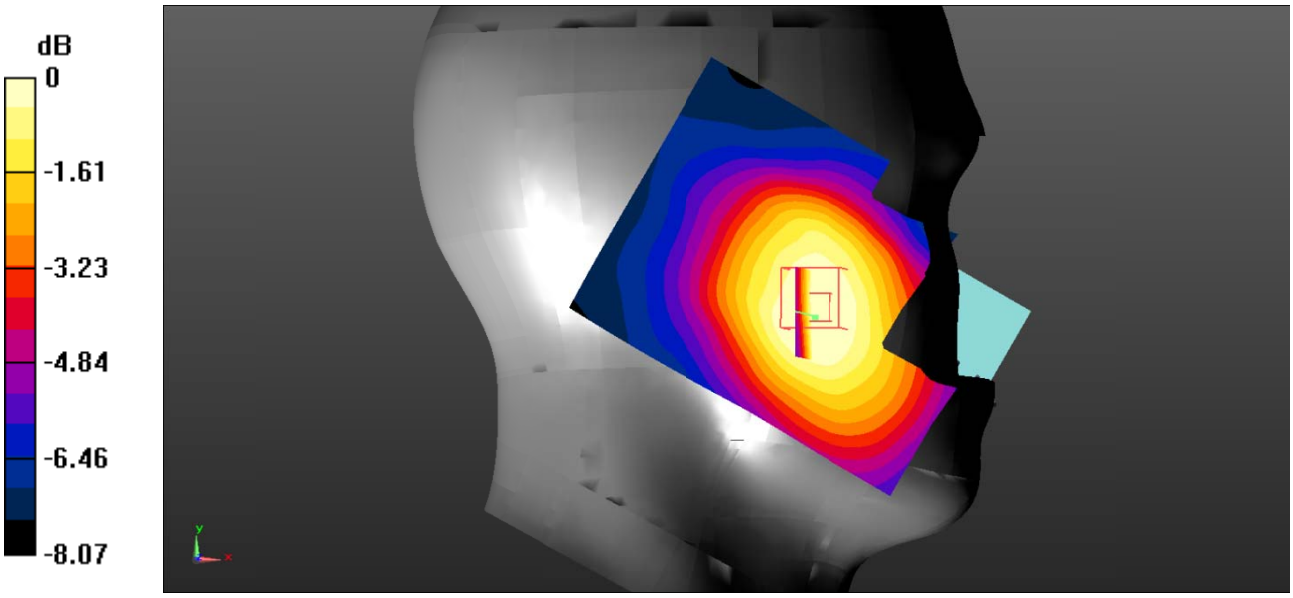

Test Plot 94#: LTE Band 17_Head Left Cheek_50%RB_Middle

DUT: Smart phone; Type: MAX 1 Plus; Serial: 19071800728;

Communication System: Generic FDD-LTE; Frequency: 710 MHz;Duty Cycle: 1:1
Medium parameters used: f = 710 MHz; σ = 0.886 S/m; ε_r = 42.952; ρ = 1000 kg/m^3 ;
Phantom section: Left Section

DASY5 Configuration:

- Probe: EX3DV4 - SN7522; ConvF(9.78, 9.78, 9.78); Calibrated: 2018/11/2;
- Sensor-Surface: 1.4mm (Mechanical Surface Detection)
- Electronics: DAE4 SN1562;Calibrated: 2018/11/6
- Phantom: SAM-Twin V8.0 P1aP2a; Type: QD 000 P41 AA; Serial: 1962
- Measurement SW: DASY52, Version 52.8 (8);

Area Scan (71x91x1): Interpolated grid: dx=1.500 mm, dy=1.500 mm
Maximum value of SAR (interpolated) = 0.0781 W/kg

Zoom Scan (5x5x7)/Cube 0: Measurement grid: dx=8mm, dy=8mm, dz=5mm
Reference Value = 3.568 V/m; Power Drift = 0.09 dB
Peak SAR (extrapolated) = 0.0830 W/kg
SAR(1 g) = 0.056 W/kg; SAR(10 g) = 0.034 W/kg
Maximum value of SAR (measured) = 0.0567 W/kg

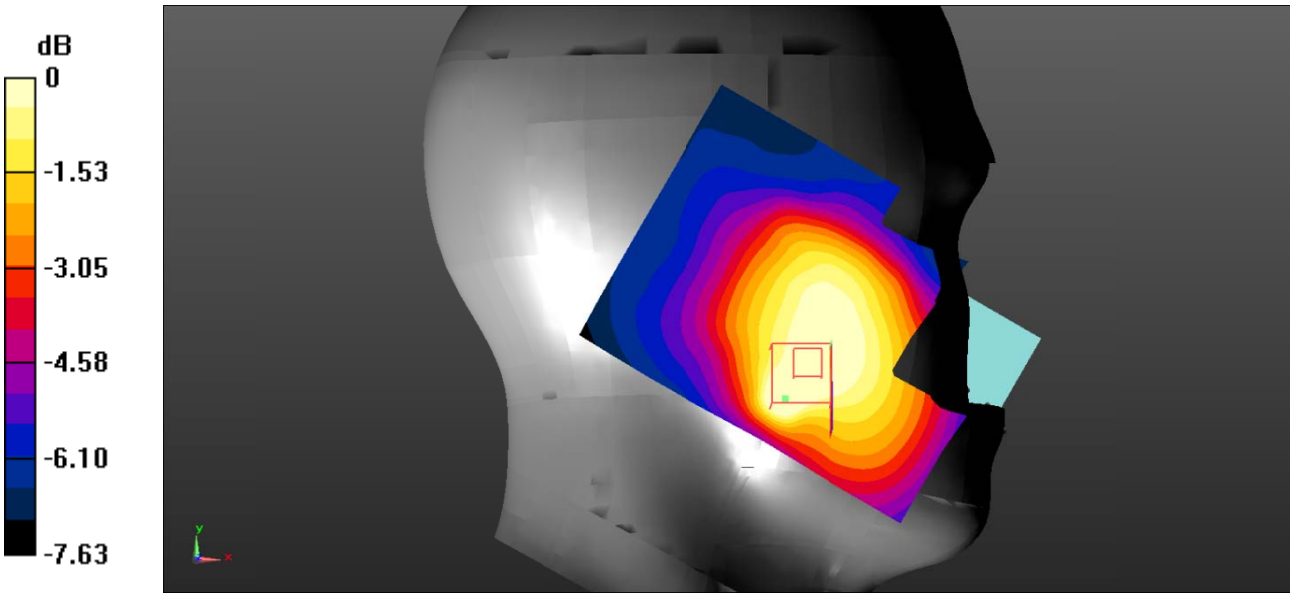

Test Plot 95#: LTE Band 17_Head Left Tilt_1RB_Middle

DUT: Smart phone; Type: MAX 1 Plus; Serial: 19071800728;

Communication System: Generic FDD-LTE; Frequency: 710 MHz;Duty Cycle: 1:1
Medium parameters used: f = 710 MHz; σ = 0.886 S/m; ε_r = 42.952; ρ = 1000 kg/m^3 ;
Phantom section: Left Section

DASY5 Configuration:

- Probe: EX3DV4 - SN7522; ConvF(9.78, 9.78, 9.78); Calibrated: 2018/11/2;
- Sensor-Surface: 1.4mm (Mechanical Surface Detection)
- Electronics: DAE4 SN1562;Calibrated: 2018/11/6
- Phantom: SAM-Twin V8.0 P1aP2a; Type: QD 000 P41 AA; Serial: 1962
- Measurement SW: DASY52, Version 52.8 (8);

Area Scan (71x91x1): Interpolated grid: dx=1.500 mm, dy=1.500 mm
Maximum value of SAR (interpolated) = 0.0870 W/kg

Zoom Scan (5x5x7)/Cube 0: Measurement grid: dx=8mm, dy=8mm, dz=5mm
Reference Value = 7.299 V/m; Power Drift = -0.16 dB
Peak SAR (extrapolated) = 0.0520 W/kg
SAR(1 g) = 0.041 W/kg; SAR(10 g) = 0.032 W/kg
Maximum value of SAR (measured) = 0.0520 W/kg



Test Plot 96#: LTE Band 17_Head Left Tilt_50%RB_Middle

DUT: Smart phone; Type: MAX 1 Plus; Serial: 19071800728;

Communication System: Generic FDD-LTE; Frequency: 710 MHz;Duty Cycle: 1:1
Medium parameters used: f = 710 MHz; σ = 0.886 S/m; ε_r = 42.952; ρ = 1000 kg/m^3 ;
Phantom section: Left Section

DASY5 Configuration:

- Probe: EX3DV4 - SN7522; ConvF(9.78, 9.78, 9.78); Calibrated: 2018/11/2;
- Sensor-Surface: 1.4mm (Mechanical Surface Detection)
- Electronics: DAE4 SN1562;Calibrated: 2018/11/6
- Phantom: SAM-Twin V8.0 P1aP2a; Type: QD 000 P41 AA; Serial: 1962
- Measurement SW: DASY52, Version 52.8 (8);

Area Scan (71x91x1): Interpolated grid: dx=1.500 mm, dy=1.500 mm
Maximum value of SAR (interpolated) = 0.0380 W/kg

Zoom Scan (5x5x7)/Cube 0: Measurement grid: dx=8mm, dy=8mm, dz=5mm
Reference Value = 4.467 V/m; Power Drift = -0.08 dB
Peak SAR (extrapolated) = 0.421 W/kg
SAR(1 g) = 0.079 W/kg; SAR(10 g) = 0.035 W/kg
Maximum value of SAR (measured) = 0.258 W/kg



Test Plot 97#: LTE Band 17_Head Right Cheek_1RB_Middle

DUT: Smart phone; Type: MAX 1 Plus; Serial: 19071800728;

Communication System: Generic FDD-LTE; Frequency: 710 MHz;Duty Cycle: 1:1
Medium parameters used: f = 710 MHz; σ = 0.886 S/m; ε_r = 42.952; ρ = 1000 kg/m^3 ;
Phantom section: Right Section

DASY5 Configuration:

- Probe: EX3DV4 - SN7522; ConvF(9.78, 9.78, 9.78); Calibrated: 2018/11/2;
- Sensor-Surface: 1.4mm (Mechanical Surface Detection)
- Electronics: DAE4 SN1562;Calibrated: 2018/11/6
- Phantom: SAM-Twin V8.0 P1aP2a; Type: QD 000 P41 AA; Serial: 1962
- Measurement SW: DASY52, Version 52.8 (8);

Area Scan (71x91x1): Interpolated grid: dx=1.500 mm, dy=1.500 mm
Maximum value of SAR (interpolated) = 0.0565 W/kg

Zoom Scan (5x5x7)/Cube 0: Measurement grid: dx=8mm, dy=8mm, dz=5mm
Reference Value = 3.755 V/m; Power Drift = 0.05 dB
Peak SAR (extrapolated) = 0.0690 W/kg
SAR(1 g) = 0.060 W/kg; SAR(10 g) = 0.049 W/kg
Maximum value of SAR (measured) = 0.0607 W/kg



Test Plot 98#: LTE Band 17_Head Right Cheek_50%RB_Middle

DUT: Smart phone; Type: MAX 1 Plus; Serial: 19071800728;

Communication System: Generic FDD-LTE; Frequency: 710 MHz;Duty Cycle: 1:1
Medium parameters used: f = 710 MHz; σ = 0.886 S/m; ε_r = 42.952; ρ = 1000 kg/m^3 ;
Phantom section: Right Section

DASY5 Configuration:

- Probe: EX3DV4 - SN7522; ConvF(9.78, 9.78, 9.78); Calibrated: 2018/11/2;
- Sensor-Surface: 1.4mm (Mechanical Surface Detection)
- Electronics: DAE4 SN1562;Calibrated: 2018/11/6
- Phantom: SAM-Twin V8.0 P1aP2a; Type: QD 000 P41 AA; Serial: 1962
- Measurement SW: DASY52, Version 52.8 (8);

Area Scan (71x91x1): Interpolated grid: dx=1.500 mm, dy=1.500 mm
Maximum value of SAR (interpolated) = 0.0486 W/kg

Zoom Scan (5x5x7)/Cube 0: Measurement grid: dx=8mm, dy=8mm, dz=5mm
Reference Value = 3.712 V/m; Power Drift = 0.08 dB
Peak SAR (extrapolated) = 0.0580 W/kg
SAR(1 g) = 0.050 W/kg; SAR(10 g) = 0.041 W/kg
Maximum value of SAR (measured) = 0.0507 W/kg

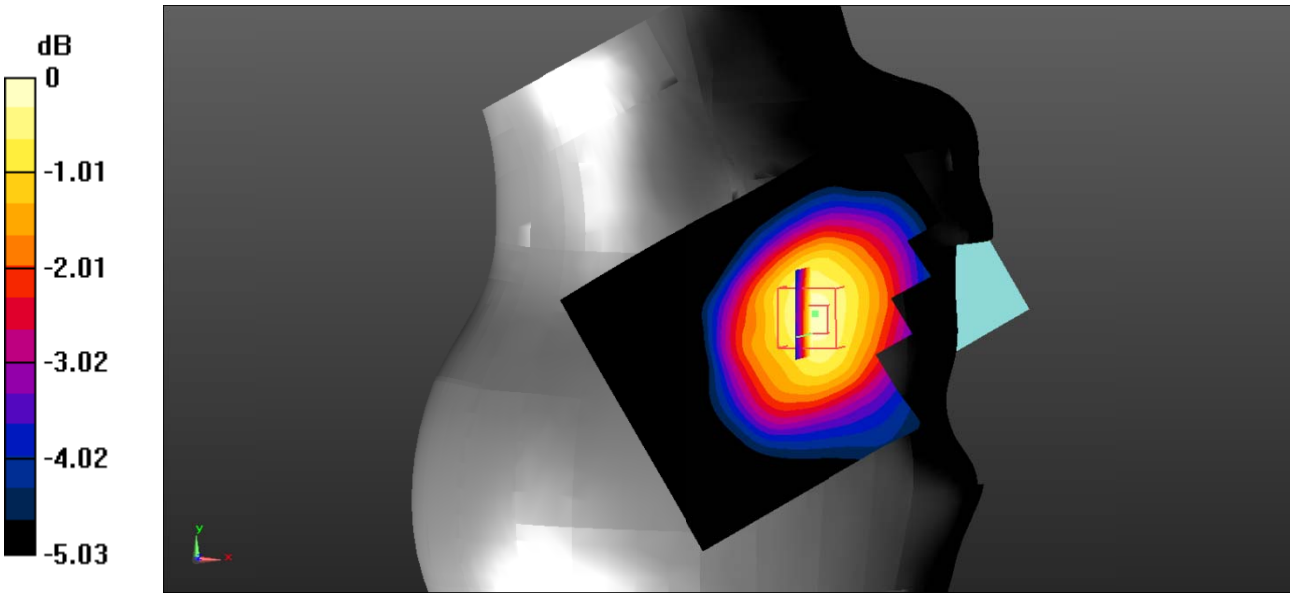

Test Plot 99#: LTE Band 17_Head Right Tilt_1RB_Middle

DUT: Smart phone; Type: MAX 1 Plus; Serial: 19071800728;

Communication System: Generic FDD-LTE; Frequency: 710 MHz;Duty Cycle: 1:1
Medium parameters used: f = 710 MHz; σ = 0.886 S/m; ε_r = 42.952; ρ = 1000 kg/m^3 ;
Phantom section: Right Section

DASY5 Configuration:

- Probe: EX3DV4 - SN7522; ConvF(9.78, 9.78, 9.78); Calibrated: 2018/11/2;
- Sensor-Surface: 1.4mm (Mechanical Surface Detection)
- Electronics: DAE4 SN1562;Calibrated: 2018/11/6
- Phantom: SAM-Twin V8.0 P1aP2a; Type: QD 000 P41 AA; Serial: 1962
- Measurement SW: DASY52, Version 52.8 (8);

Area Scan (71x91x1): Interpolated grid: dx=1.500 mm, dy=1.500 mm
Maximum value of SAR (interpolated) = 0.0370 W/kg

Zoom Scan (5x5x7)/Cube 0: Measurement grid: dx=8mm, dy=8mm, dz=5mm
Reference Value = 4.841 V/m; Power Drift = 0.11 dB
Peak SAR (extrapolated) = 0.0480 W/kg
SAR(1 g) = 0.042 W/kg; SAR(10 g) = 0.035 W/kg
Maximum value of SAR (measured) = 0.0430 W/kg



Test Plot 100#: LTE Band 17_Head Right Tilt_50%RB_Middle

DUT: Smart phone; Type: MAX 1 Plus; Serial: 19071800728;

Communication System: Generic FDD-LTE; Frequency: 710 MHz;Duty Cycle: 1:1
Medium parameters used: f = 710 MHz; σ = 0.886 S/m; ε_r = 42.952; ρ = 1000 kg/m^3 ;
Phantom section: Right Section

DASY5 Configuration:

- Probe: EX3DV4 - SN7522; ConvF(9.78, 9.78, 9.78); Calibrated: 2018/11/2;
- Sensor-Surface: 1.4mm (Mechanical Surface Detection)
- Electronics: DAE4 SN1562;Calibrated: 2018/11/6
- Phantom: SAM-Twin V8.0 P1aP2a; Type: QD 000 P41 AA; Serial: 1962
- Measurement SW: DASY52, Version 52.8 (8);

Area Scan (71x91x1): Interpolated grid: dx=1.500 mm, dy=1.500 mm
Maximum value of SAR (interpolated) = 0.0326 W/kg

Zoom Scan (5x5x7)/Cube 0: Measurement grid: dx=8mm, dy=8mm, dz=5mm
Reference Value = 4.555 V/m; Power Drift = 0.13 dB
Peak SAR (extrapolated) = 0.0410 W/kg
SAR(1 g) = 0.037 W/kg; SAR(10 g) = 0.031 W/kg
Maximum value of SAR (measured) = 0.0367 W/kg

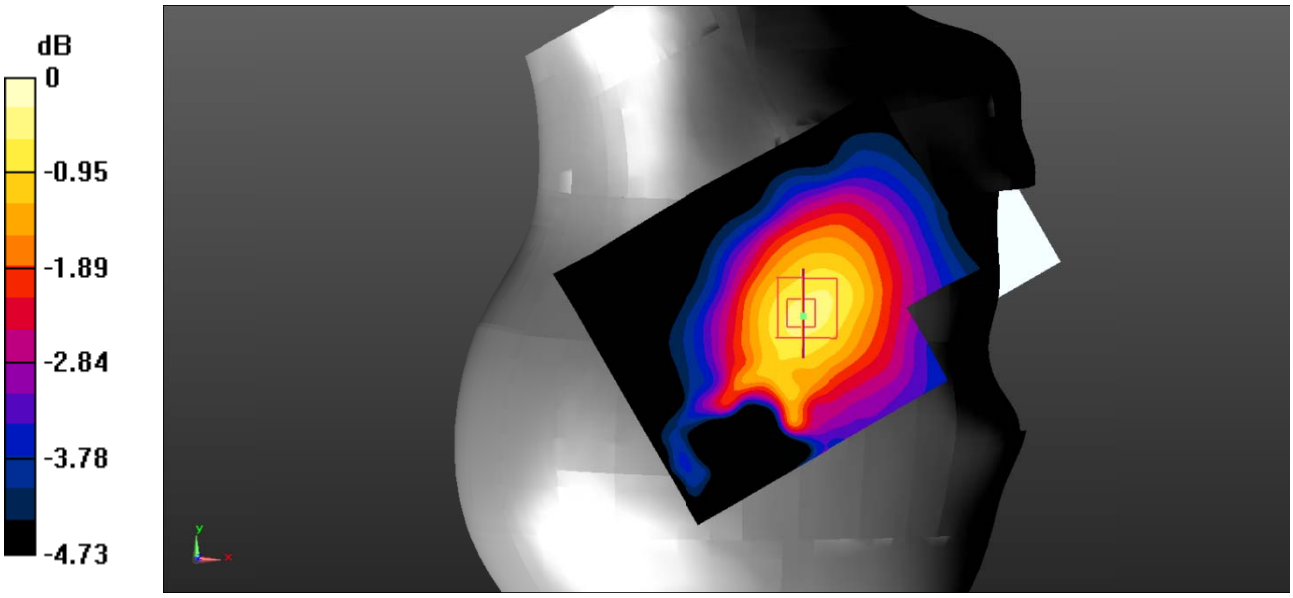

Test Plot 101#: LTE Band 17_Body Back_1RB_Middle

DUT: Smart phone; Type: MAX 1 Plus; Serial: 19071800728;

Communication System: Generic FDD-LTE; Frequency: 710 MHz;Duty Cycle: 1:1
Medium parameters used: f = 710 MHz; σ = 0.886 S/m; ε_r = 42.952; ρ = 1000 kg/m^3 ;
Phantom section: Flat Section

DASY5 Configuration:

- Probe: EX3DV4 - SN7522; ConvF(9.78, 9.78, 9.78); Calibrated: 2018/11/2;
- Sensor-Surface: 1.4mm (Mechanical Surface Detection)
- Electronics: DAE4 SN1562;Calibrated: 2018/11/6
- Phantom: ELI V8.0 P1aP2a; Type: QD OVA 004 AA; Serial: 2092
- Measurement SW: DASY52, Version 52.8 (8);

Area Scan (71x91x1): Interpolated grid: dx=1.500 mm, dy=1.500 mm
Maximum value of SAR (interpolated) = 0.188 W/kg

Zoom Scan (5x5x7)/Cube 0: Measurement grid: dx=8mm, dy=8mm, dz=5mm
Reference Value = 12.74 V/m; Power Drift = 0.05 dB
Peak SAR (extrapolated) = 0.224 W/kg
SAR(1 g) = 0.185 W/kg; SAR(10 g) = 0.142 W/kg
Maximum value of SAR (measured) = 0.189 W/kg

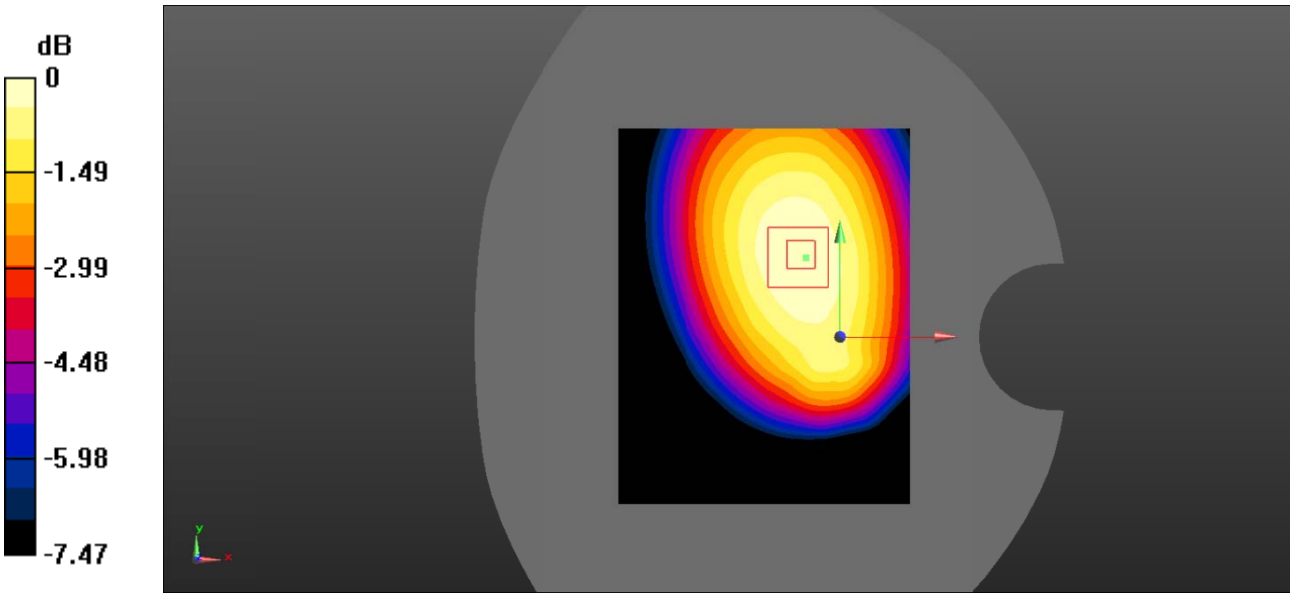

Test Plot 102#: LTE Band 17_Body Back_50%RB_Middle

DUT: Smart phone; Type: MAX 1 Plus; Serial: 19071800728;

Communication System: Generic FDD-LTE; Frequency: 710 MHz;Duty Cycle: 1:1
Medium parameters used: f = 710 MHz; σ = 0.886 S/m; ε_r = 42.952; ρ = 1000 kg/m^3 ;
Phantom section: Flat Section

DASY5 Configuration:

- Probe: EX3DV4 - SN7522; ConvF(9.78, 9.78, 9.78); Calibrated: 2018/11/2;
- Sensor-Surface: 1.4mm (Mechanical Surface Detection)
- Electronics: DAE4 SN1562;Calibrated: 2018/11/6
- Phantom: ELI V8.0 P1aP2a; Type: QD OVA 004 AA; Serial: 2092
- Measurement SW: DASY52, Version 52.8 (8);

Area Scan (71x91x1): Interpolated grid: dx=1.500 mm, dy=1.500 mm
Maximum value of SAR (interpolated) = 0.153 W/kg

Zoom Scan (5x5x7)/Cube 0: Measurement grid: dx=8mm, dy=8mm, dz=5mm
Reference Value = 11.98 V/m; Power Drift = -0.17 dB
Peak SAR (extrapolated) = 0.183 W/kg
SAR(1 g) = 0.149 W/kg; SAR(10 g) = 0.113 W/kg
Maximum value of SAR (measured) = 0.153 W/kg

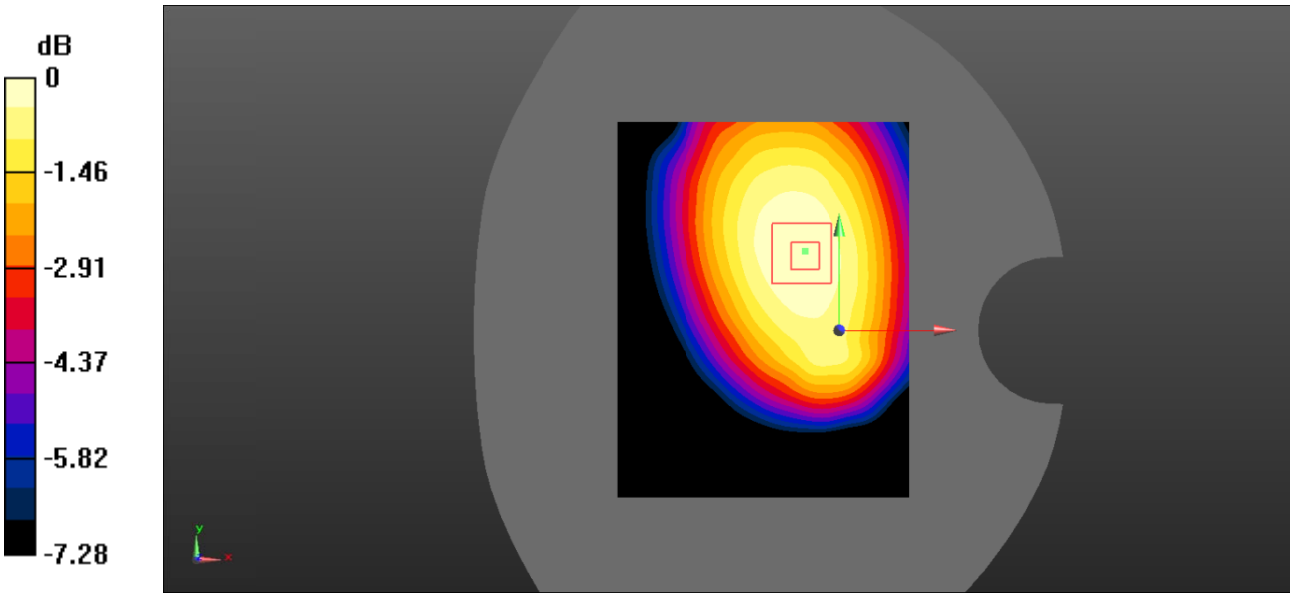

Test Plot 103#: LTE Band 17_Body Left_1RB_Middle

DUT: Smart phone; Type: MAX 1 Plus; Serial: 19071800728;

Communication System: Generic FDD-LTE; Frequency: 710 MHz;Duty Cycle: 1:1
Medium parameters used: f = 710 MHz; σ = 0.886 S/m; ε_r = 42.952; ρ = 1000 kg/m^3 ;
Phantom section: Flat Section

DASY5 Configuration:

- Probe: EX3DV4 - SN7522; ConvF(9.78, 9.78, 9.78); Calibrated: 2018/11/2;
- Sensor-Surface: 1.4mm (Mechanical Surface Detection)
- Electronics: DAE4 SN1562;Calibrated: 2018/11/6
- Phantom: ELI V8.0 P1aP2a; Type: QD OVA 004 AA; Serial: 2092
- Measurement SW: DASY52, Version 52.8 (8);

Area Scan (71x91x1): Interpolated grid: dx=1.500 mm, dy=1.500 mm
Maximum value of SAR (interpolated) = 0.134 W/kg

Zoom Scan (5x5x7)/Cube 0: Measurement grid: dx=8mm, dy=8mm, dz=5mm
Reference Value = 10.65 V/m; Power Drift = -0.10 dB
Peak SAR (extrapolated) = 0.169 W/kg
SAR(1 g) = 0.128 W/kg; SAR(10 g) = 0.092 W/kg
Maximum value of SAR (measured) = 0.132 W/kg

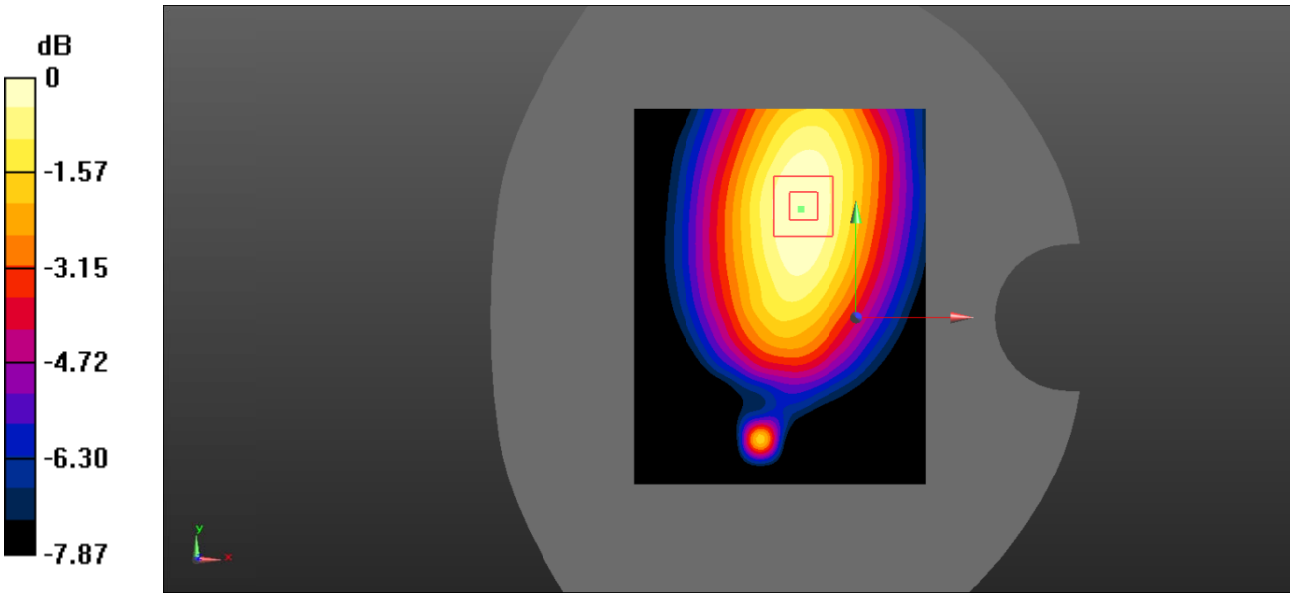

Test Plot 104#: LTE Band 17_Body Left_50%RB_Middle

DUT: Smart phone; Type: MAX 1 Plus; Serial: 19071800728;

Communication System: Generic FDD-LTE; Frequency: 710 MHz;Duty Cycle: 1:1
Medium parameters used: f = 710 MHz; σ = 0.886 S/m; ε_r = 42.952; ρ = 1000 kg/m^3 ;
Phantom section: Flat Section

DASY5 Configuration:

- Probe: EX3DV4 - SN7522; ConvF(9.78, 9.78, 9.78); Calibrated: 2018/11/2;
- Sensor-Surface: 1.4mm (Mechanical Surface Detection)
- Electronics: DAE4 SN1562;Calibrated: 2018/11/6
- Phantom: ELI V8.0 P1aP2a; Type: QD OVA 004 AA; Serial: 2092
- Measurement SW: DASY52, Version 52.8 (8);

Area Scan (71x91x1): Interpolated grid: dx=1.500 mm, dy=1.500 mm
Maximum value of SAR (interpolated) = 0.108 W/kg

Zoom Scan (5x5x7)/Cube 0: Measurement grid: dx=8mm, dy=8mm, dz=5mm
Reference Value = 9.072 V/m; Power Drift = -0.04 dB
Peak SAR (extrapolated) = 0.150 W/kg
SAR(1 g) = 0.103 W/kg; SAR(10 g) = 0.074 W/kg
Maximum value of SAR (measured) = 0.105 W/kg

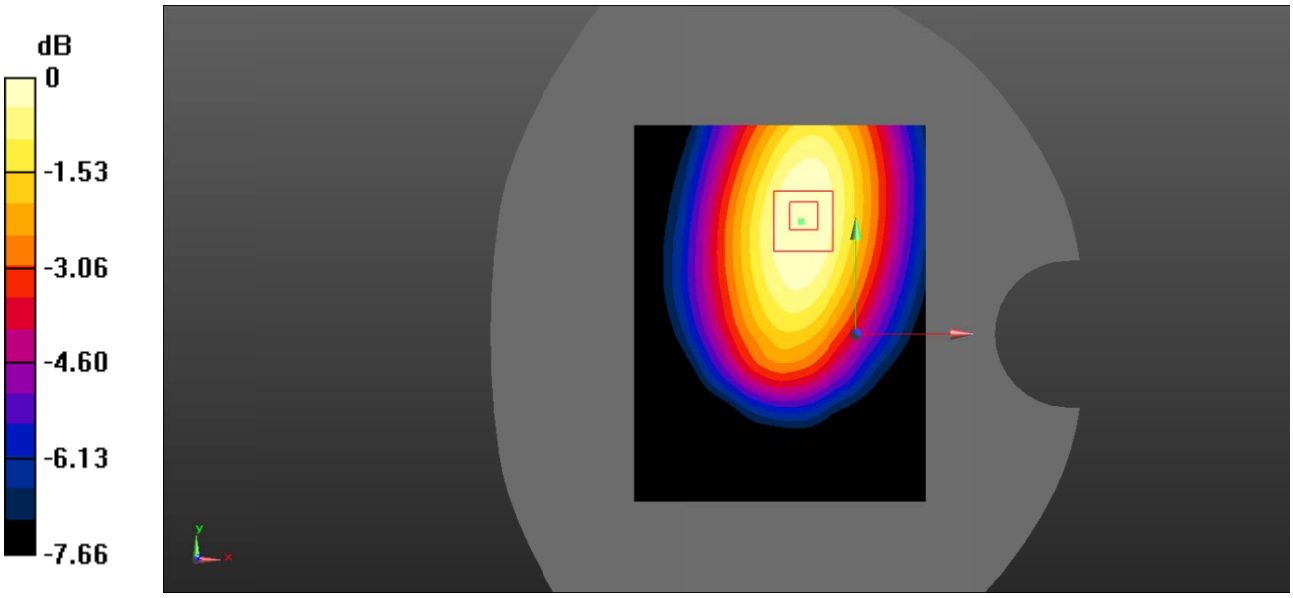

Test Plot 105#: LTE Band 17_Body Bottom_1RB_Middle

DUT: Smart phone; Type: MAX 1 Plus; Serial: 19071800728;

Communication System: Generic FDD-LTE; Frequency: 710 MHz;Duty Cycle: 1:1
Medium parameters used: f = 710 MHz; σ = 0.886 S/m; ε_r = 42.952; ρ = 1000 kg/m^3 ;
Phantom section: Flat Section

DASY5 Configuration:

- Probe: EX3DV4 - SN7522; ConvF(9.78, 9.78, 9.78); Calibrated: 2018/11/2;
- Sensor-Surface: 1.4mm (Mechanical Surface Detection)
- Electronics: DAE4 SN1562;Calibrated: 2018/11/6
- Phantom: ELI V8.0 P1aP2a; Type: QD OVA 004 AA; Serial: 2092
- Measurement SW: DASY52, Version 52.8 (8);

Area Scan (71x91x1): Interpolated grid: dx=1.500 mm, dy=1.500 mm
Maximum value of SAR (interpolated) = 0.0578 W/kg

Zoom Scan (5x5x7)/Cube 0: Measurement grid: dx=8mm, dy=8mm, dz=5mm
Reference Value = 8.027 V/m; Power Drift = 0.04 dB
Peak SAR (extrapolated) = 0.0990 W/kg
SAR(1 g) = 0.056 W/kg; SAR(10 g) = 0.036 W/kg
Maximum value of SAR (measured) = 0.0581 W/kg

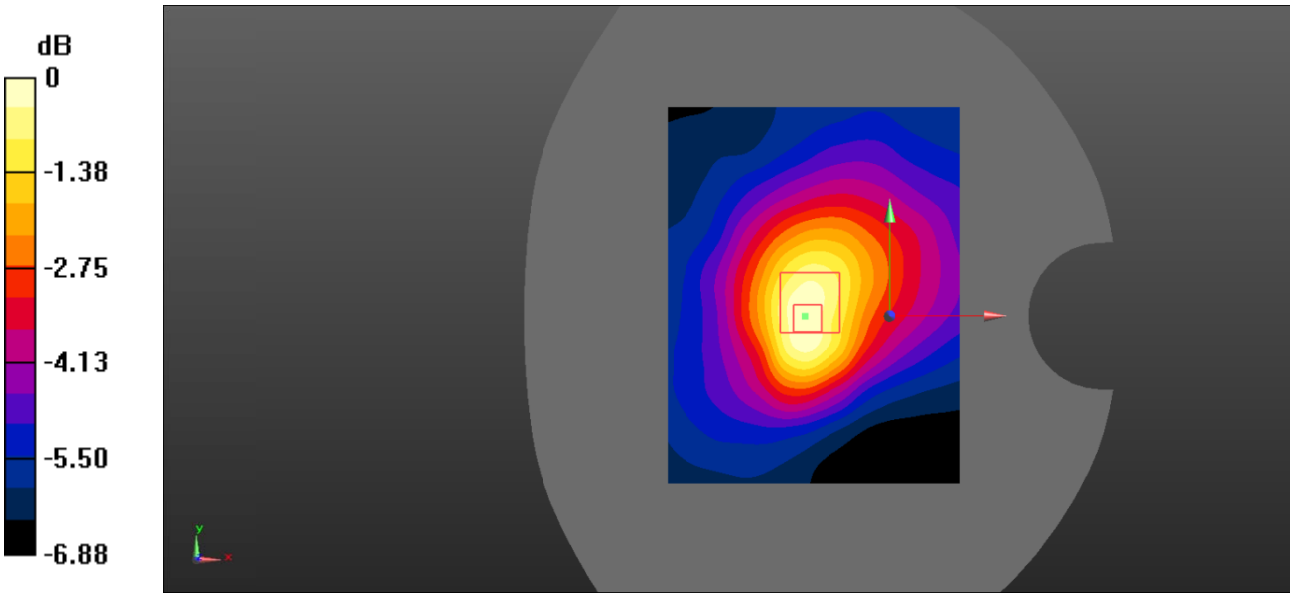

Test Plot 106#: LTE Band 17_Body Bottom_50%RB_Middle

DUT: Smart phone; Type: MAX 1 Plus; Serial: 19071800728;

Communication System: Generic FDD-LTE; Frequency: 710 MHz;Duty Cycle: 1:1
Medium parameters used: f = 710 MHz; σ = 0.886 S/m; ε_r = 42.952; ρ = 1000 kg/m^3 ;
Phantom section: Flat Section

DASY5 Configuration:

- Probe: EX3DV4 - SN7522; ConvF(9.78, 9.78, 9.78); Calibrated: 2018/11/2;
- Sensor-Surface: 1.4mm (Mechanical Surface Detection)
- Electronics: DAE4 SN1562;Calibrated: 2018/11/6
- Phantom: ELI V8.0 P1aP2a; Type: QD OVA 004 AA; Serial: 2092
- Measurement SW: DASY52, Version 52.8 (8);

Area Scan (71x91x1): Interpolated grid: dx=1.500 mm, dy=1.500 mm
Maximum value of SAR (interpolated) = 0.0470 W/kg

Zoom Scan (5x5x7)/Cube 0: Measurement grid: dx=8mm, dy=8mm, dz=5mm
Reference Value = 7.224 V/m; Power Drift = 0.10 dB
Peak SAR (extrapolated) = 0.0840 W/kg
SAR(1 g) = 0.045 W/kg; SAR(10 g) = 0.030 W/kg
Maximum value of SAR (measured) = 0.0512 W/kg

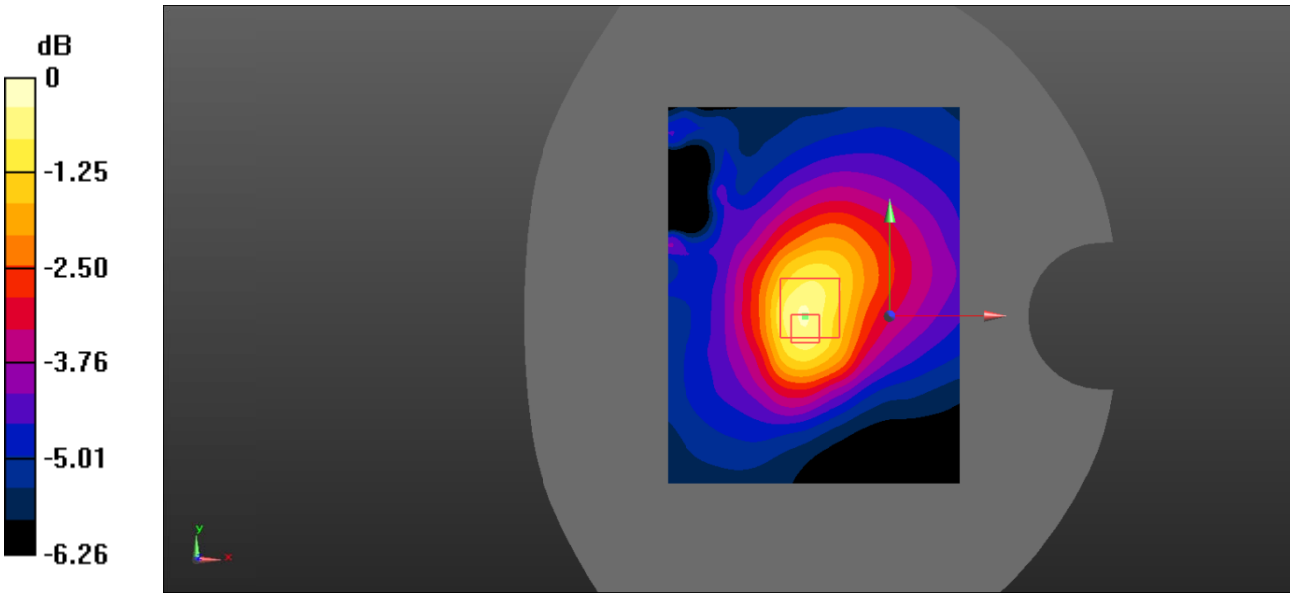

Test Plot 107#:

DUT: Smart phone; Type: MAX 1 Plus; Serial: 19071800728;

Communication System: UID 0, 2.4G DTS (0); Frequency: 2442 MHz;Duty Cycle: 1:1
Medium parameters used (interpolated): f = 2442 MHz; σ = 1.78 S/m; ε_r = 40.612; ρ = 1000 kg/m^3
Phantom section: Left Section

DASY5 Configuration:

- Probe: EX3DV4 - SN7522; ConvF(6.97, 6.97, 6.97) @ 2442 MHz;
- Sensor-Surface: 4mm (Mechanical Surface Detection)
- Electronics: DAE4 Sn1562; Calibrated: 2018/11/6
- Phantom: SAM-Twin V8.0 P1aP2a; Type: QD 000 P41 AA ; Serial: 1962
- Measurement SW: DASY52, Version 52.10 (2);

Head Left Cheek/WLAN 802.11b Mid/Area Scan (101x111x1): Interpolated grid: dx=1.000 mm, dy=1.000 mm
Maximum value of SAR (interpolated) = 0.489 W/kg

Head Left Cheek/WLAN 802.11b Mid/Zoom Scan (7x7x7)/Cube 0: Measurement grid: dx=5mm, dy=5mm, dz=5mm
Reference Value = 7.286 V/m; Power Drift = 0.09 dB
Peak SAR (extrapolated) = 0.754 W/kg
SAR(1 g) = 0.392 W/kg; SAR(10 g) = 0.198 W/kg (SAR corrected for target medium)
Maximum value of SAR (measured) = 0.444 W/kg

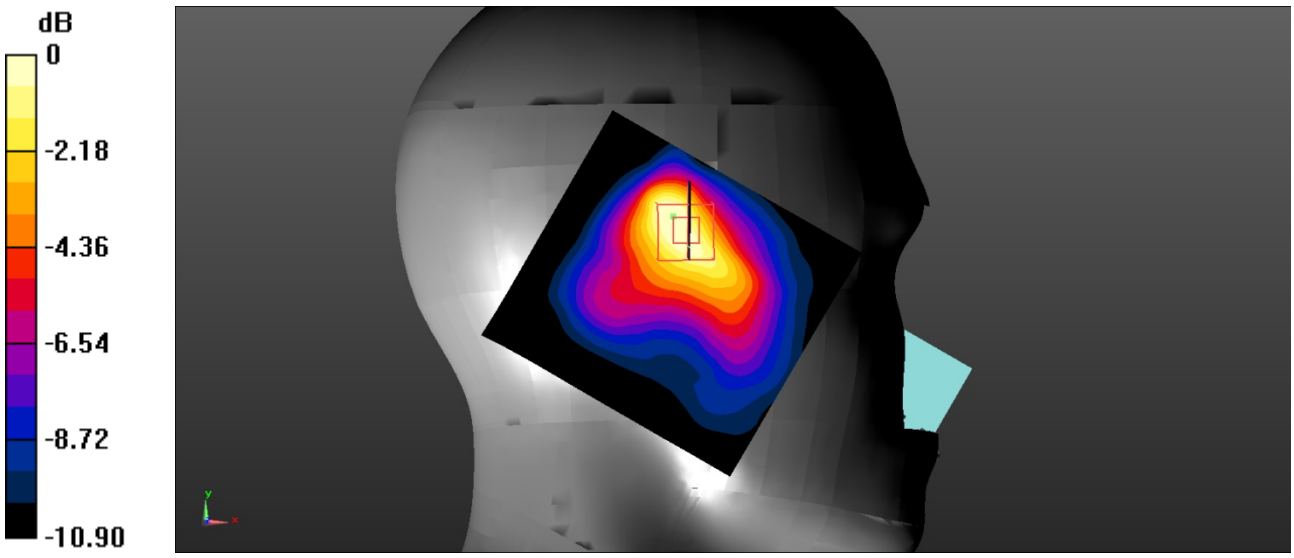

0 dB = 0.444 W/kg = -3.53 dBW/kg

Test Plot 108#

DUT: Smart phone; Type: MAX 1 Plus; Serial: 19071800728;

Communication System: UID 0, 2.4G DTS (0); Frequency: 2442 MHz;Duty Cycle: 1:1
Medium parameters used (interpolated): f = 2442 MHz; σ = 1.78 S/m; ε_r = 40.612; ρ = 1000 kg/m^3
Phantom section: Left Section

DASY5 Configuration:

- Probe: EX3DV4 - SN7522; ConvF(6.97, 6.97, 6.97) @ 2442 MHz;
- Sensor-Surface: 4mm (Mechanical Surface Detection)
- Electronics: DAE4 Sn1562; Calibrated: 2018/11/6
- Phantom: SAM-Twin V8.0 P1aP2a; Type: QD 000 P41 AA ; Serial: 1962
- Measurement SW: DASY52, Version 52.10 (2);

Head Left Tilt/WLAN 802.11b Mid/Area Scan (101x101x1): Interpolated grid: dx=1.000 mm, dy=1.000 mm
Maximum value of SAR (interpolated) = 0.374 W/kg

Head Left Tilt/WLAN 802.11b Mid/Zoom Scan (7x7x7)/Cube 0: Measurement grid: dx=5mm, dy=5mm, dz=5mm
Reference Value = 8.678 V/m; Power Drift = 0.04 dB
Peak SAR (extrapolated) = 0.723 W/kg
SAR(1 g) = 0.245 W/kg; SAR(10 g) = 0.100 W/kg (SAR corrected for target medium)
Maximum value of SAR (measured) = 0.296 W/kg

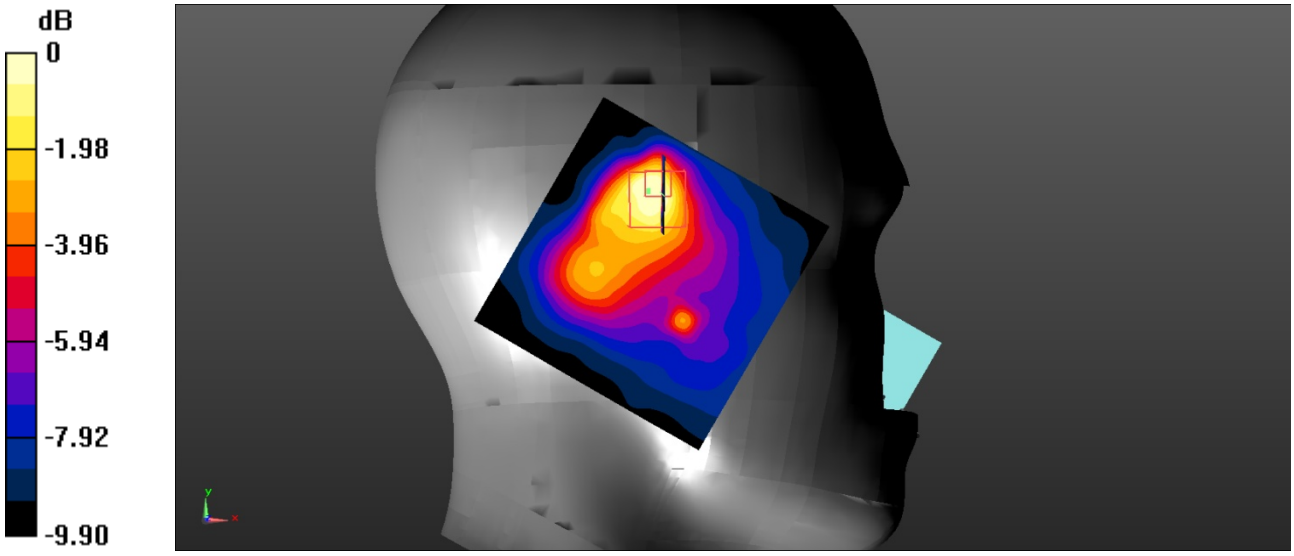

0 dB = 0.296 W/kg = -5.29 dBW/kg

Test Plot 109#

DUT: Smart phone; Type: MAX 1 Plus; Serial: 19071800728;

Communication System: UID 0, 2.4G DTS (0); Frequency: 2442 MHz;Duty Cycle: 1:1
Medium parameters used (interpolated): f = 2442 MHz; σ = 1.78 S/m; ε_r = 40.612; ρ = 1000 kg/m^3
Phantom section: Right Section

DASY5 Configuration:

- Probe: EX3DV4 - SN7522; ConvF(6.97, 6.97, 6.97) @ 2442 MHz;
- Sensor-Surface: 4mm (Mechanical Surface Detection)
- Electronics: DAE4 Sn1562; Calibrated: 2018/11/6
- Phantom: SAM-Twin V8.0 P1aP2a; Type: QD 000 P41 AA ; Serial: 1962
- Measurement SW: DASY52, Version 52.10 (2);

Head Right Cheek/WLAN 802.11b Mid/Area Scan (101x111x1): Interpolated grid: dx=1.000 mm, dy=1.000 mm
Maximum value of SAR (interpolated) = 0.328 W/kg

Head Right Cheek/WLAN 802.11b Mid/Zoom Scan (7x7x7)/Cube 0: Measurement grid: dx=5mm, dy=5mm, dz=5mm
Reference Value = 7.931 V/m; Power Drift = 0.13 dB
Peak SAR (extrapolated) = 0.259 W/kg
SAR(1 g) = 0.147 W/kg; SAR(10 g) = 0.088 W/kg (SAR corrected for target medium)
Maximum value of SAR (measured) = 0.162 W/kg

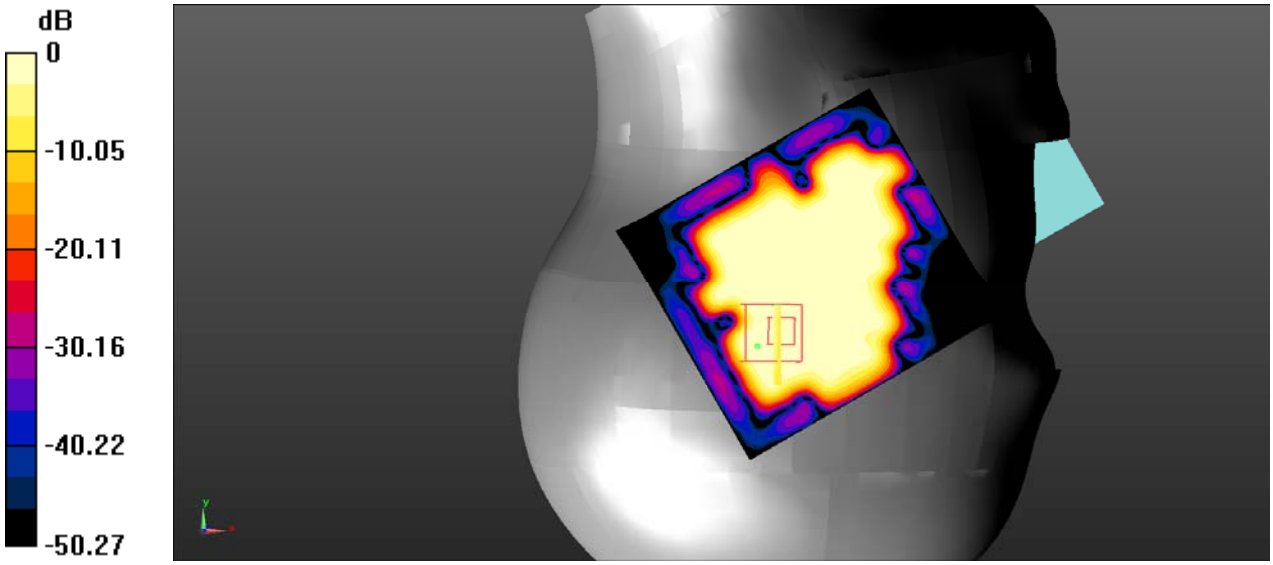

0 dB = 0.162 W/kg = -7.90 dBW/kg

Test Plot 110#

DUT: Smart phone; Type: MAX 1 Plus; Serial: 19071800728;

Communication System: UID 0, 2.4G DTS (0); Frequency: 2442 MHz;Duty Cycle: 1:1
Medium parameters used (interpolated): f = 2442 MHz; σ = 1.78 S/m; ε_r = 40.612; ρ = 1000 kg/m^3
Phantom section: Right Section

DASY5 Configuration:

- Probe: EX3DV4 - SN7522; ConvF(6.97, 6.97, 6.97) @ 2442 MHz;
- Sensor-Surface: 4mm (Mechanical Surface Detection)
- Electronics: DAE4 Sn1562; Calibrated: 2018/11/6
- Phantom: SAM-Twin V8.0 P1aP2a; Type: QD 000 P41 AA ; Serial: 1962
- Measurement SW: DASY52, Version 52.10 (2);

Head Right Tilt/WLAN 802.11b Mid/Area Scan (101x111x1): Interpolated grid: dx=1.000 mm, dy=1.000 mm
Maximum value of SAR (interpolated) = 0.542 W/kg

Head Right Tilt/WLAN 802.11b Mid/Zoom Scan (7x7x7)/Cube 0: Measurement grid: dx=5mm, dy=5mm, dz=5mm
Reference Value = 8.579 V/m; Power Drift = -0.09 dB
Peak SAR (extrapolated) = 0.380 W/kg
SAR(1 g) = 0.197 W/kg; SAR(10 g) = 0.105 W/kg (SAR corrected for target medium)
Maximum value of SAR (measured) = 0.216 W/kg



0 dB = 0.216 W/kg = -6.66 dBW/kg

Test Plot 111#

DUT: Smart phone; Type: MAX 1 Plus; Serial: 19071800728;

Communication System: UID 0, 2.4G DTS (0); Frequency: 2442 MHz;Duty Cycle: 1:1
Medium parameters used (interpolated): f = 2442 MHz; σ = 1.78 S/m; ε_r = 40.612; ρ = 1000 kg/m^3
Phantom section: Flat Section

DASY5 Configuration:

- Probe: EX3DV4 - SN7522; ConvF(6.97, 6.97, 6.97) @ 2442 MHz;
- Sensor-Surface: 4mm (Mechanical Surface Detection)
- Electronics: DAE4 Sn1562; Calibrated: 2018/11/6
- Phantom: SAM-Twin V8.0 P1aP2a; Type: QD 000 P41 AA ; Serial: 1962
- Measurement SW: DASY52, Version 52.10 (2);

Body Back/WLAN 802.11b Mid/Area Scan (101x101x1): Interpolated grid: dx=1.000 mm, dy=1.000 mm
Maximum value of SAR (interpolated) = 0.175 W/kg

Body Back/WLAN 802.11b Mid/Zoom Scan (7x7x7)/Cube 0: Measurement grid: dx=5mm, dy=5mm, dz=5mm
Reference Value = 5.568 V/m; Power Drift = 0.04 dB
Peak SAR (extrapolated) = 0.385 W/kg
SAR(1 g) = 0.146 W/kg; SAR(10 g) = 0.077 W/kg (SAR corrected for target medium)
Maximum value of SAR (measured) = 0.161 W/kg

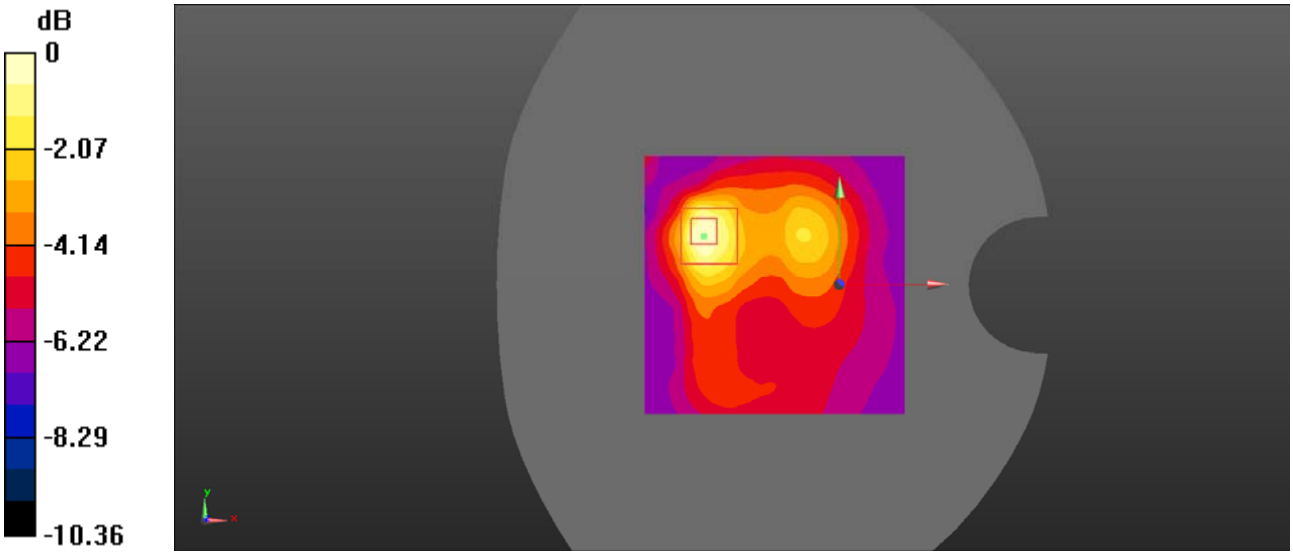

0 dB = 0.161 W/kg = -7.93 dBW/kg

Test Plot 112#

DUT: Smart phone; Type: MAX 1 Plus; Serial: 19071800728;

Communication System: UID 0, 2.4G DTS (0); Frequency: 2442 MHz;Duty Cycle: 1:1
Medium parameters used (interpolated): f = 2442 MHz; σ = 1.78 S/m; ε_r = 40.612; ρ = 1000 kg/m^3
Phantom section: Flat Section

DASY5 Configuration:

- Probe: EX3DV4 - SN7522; ConvF(6.97, 6.97, 6.97) @ 2442 MHz;
- Sensor-Surface: 4mm (Mechanical Surface Detection)
- Electronics: DAE4 Sn1562; Calibrated: 2018/11/6
- Phantom: SAM-Twin V8.0 P1aP2a; Type: QD 000 P41 AA ; Serial: 1962
- Measurement SW: DASY52, Version 52.10 (2);

Body Right/WLAN 802.11b Mid/Area Scan (101x101x1): Interpolated grid: dx=1.000 mm, dy=1.000 mm
Maximum value of SAR (interpolated) = 0.0919 W/kg

Body Right/WLAN 802.11b Mid/Zoom Scan (7x7x7)/Cube 0: Measurement grid: dx=5mm, dy=5mm, dz=5mm
Reference Value = 5.898 V/m; Power Drift = -0.14 dB
Peak SAR (extrapolated) = 0.320 W/kg
SAR(1 g) = 0.026 W/kg; SAR(10 g) = 0.00429 W/kg (SAR corrected for target medium)
Maximum value of SAR (measured) = 0.209 W/kg

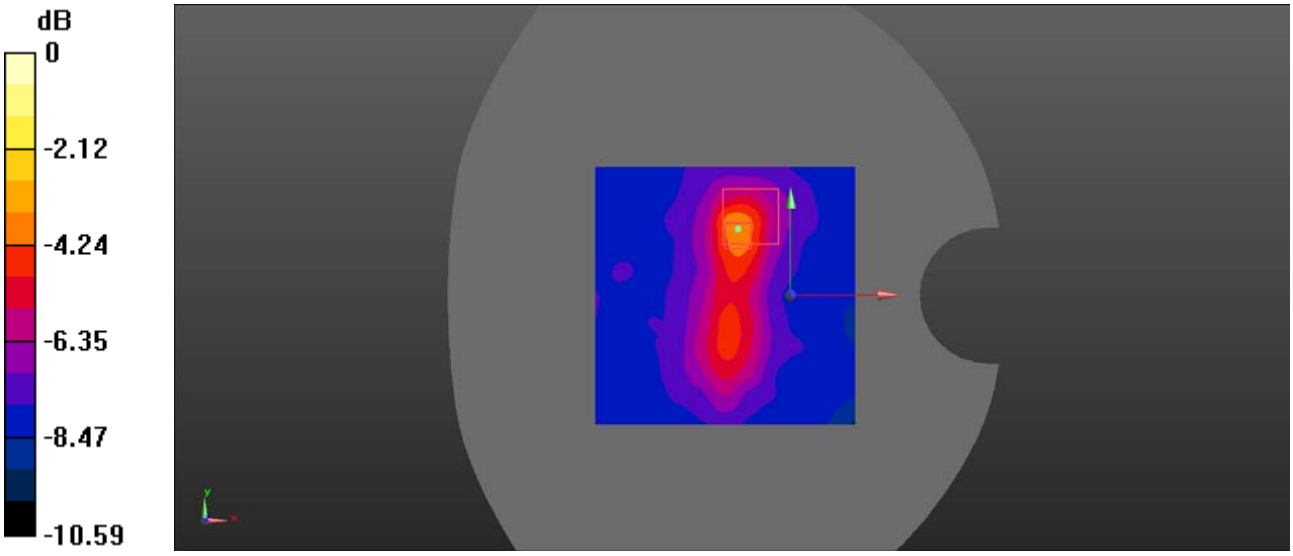

0 dB = 0.209 W/kg = -6.80 dBW/kg

Test Plot 113#

DUT: Smart phone; Type: MAX 1 Plus; Serial: 19071800728;

Communication System: UID 0, 2.4G DTS (0); Frequency: 2442 MHz;Duty Cycle: 1:1
Medium parameters used (interpolated): f = 2442 MHz; σ = 1.78 S/m; ε_r = 40.612; ρ = 1000 kg/m^3
Phantom section: Flat Section

DASY5 Configuration:

- Probe: EX3DV4 - SN7522; ConvF(6.97, 6.97, 6.97) @ 2442 MHz;
- Sensor-Surface: 4mm (Mechanical Surface Detection)
- Electronics: DAE4 Sn1562; Calibrated: 2018/11/6
- Phantom: SAM-Twin V8.0 P1aP2a; Type: QD 000 P41 AA ; Serial: 1962
- Measurement SW: DASY52, Version 52.10 (2);

Body Top/WLAN 802.11b Mid/Area Scan (101x101x1): Interpolated grid: dx=1.000 mm, dy=1.000 mm
Maximum value of SAR (interpolated) = 0.126 W/kg

Body Top/WLAN 802.11b Mid/Zoom Scan (7x7x7)/Cube 0: Measurement grid: dx=5mm, dy=5mm, dz=5mm
Reference Value = 4.735 V/m; Power Drift = -0.09 dB
Peak SAR (extrapolated) = 0.501 W/kg
SAR(1 g) = 0.086 W/kg; SAR(10 g) = 0.014 W/kg (SAR corrected for target medium)
Maximum value of SAR (measured) = 0.177 W/kg

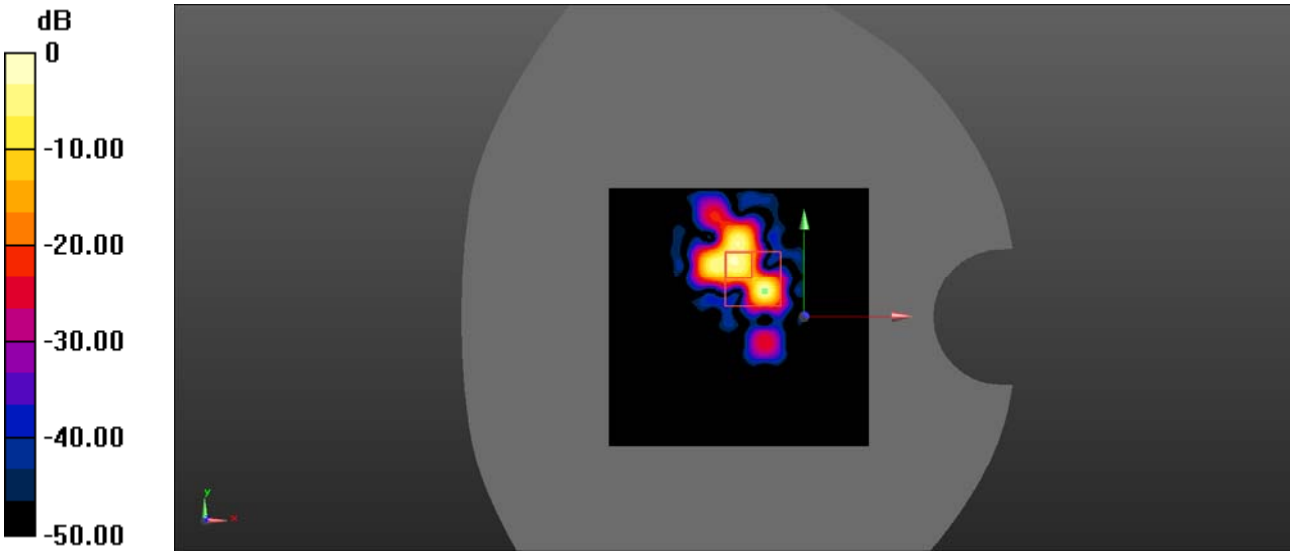

0 dB = 0.177 W/kg = -7.52 dBW/kg