Plot 1#: GSM 850_Head Left Cheek_Mid

DUT: 4G Smart Phone; Type: MAX 3 ULTRA; Serial: SZNS220812-36653E-SA-S1

Communication System: UID 0, Generic GSM (0); Frequency: 836.6 MHz;Duty Cycle: 1:8
Medium parameters used (interpolated): f = 836.6 MHz; σ = 0.938 S/m; εr = 41.479; ρ = 1000 kg/m^3
Phantom section: Left Section

DASY5 Configuration:

- Probe: EX3DV4 - SN7441; ConvF(10.04, 10.04, 10.04) @ 836.6 MHz; Calibrated: 2022/05/16
- Sensor-Surface: 4mm (Mechanical Surface Detection)
- Electronics: DAE4 Sn1211; Calibrated: 2022/03/01
- Phantom: Twin SAM; Type: QD000P40CD; Serial: 1744
- Measurement SW: DASY52, Version 52.10 (4); SEMCAD X Version 14.6.14 (7501)

Head Left Cheek/GSM 850 Mid/Area Scan (8x10x1): Measurement grid: dx=15mm, dy=15mm
Maximum value of SAR (measured) = 0.0536 W/kg

Head Left Cheek/GSM 850 Mid/Zoom Scan (5x5x7)/Cube 0: Measurement grid: dx=8mm, dy=8mm, dz=5mm
Reference Value = 3.602 V/m; Power Drift = 0.13 dB
Peak SAR (extrapolated) = 0.0550 W/kg
SAR(1 g) = 0.050 W/kg; SAR(10 g) = 0.042 W/kg
Maximum value of SAR (measured) = 0.0507 W/kg

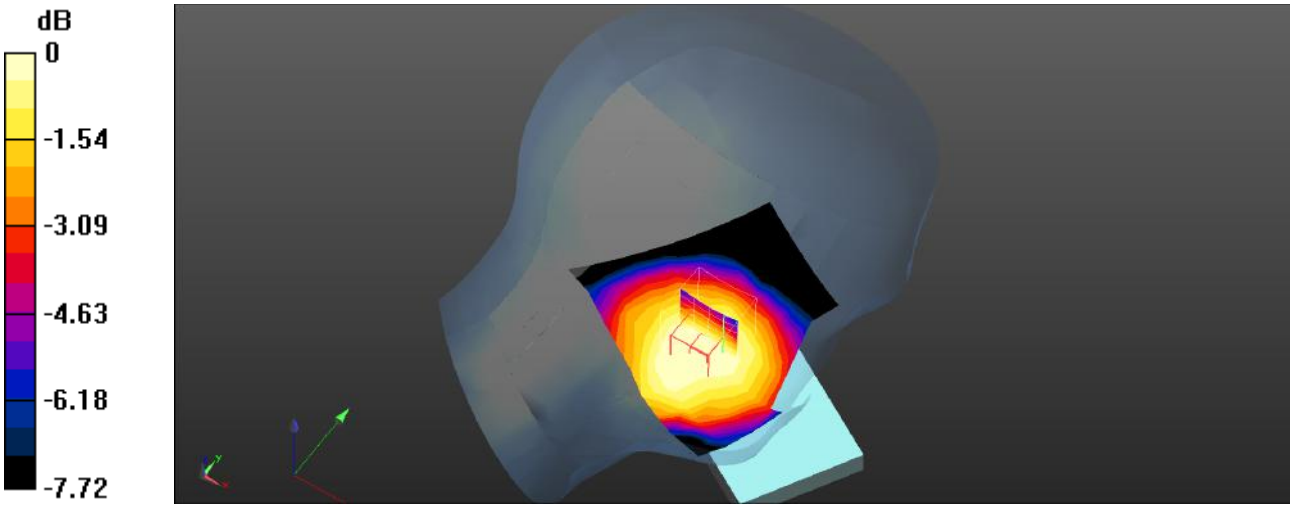

0 dB = 0.0507 W/kg = -12.95 dBW/kg

Plot 2#: GSM 850_Head Left Tilt_Mid

DUT: 4G Smart Phone; Type: MAX 3 ULTRA; Serial: SZNS220812-36653E-SA-S1

Communication System: UID 0, Generic GSM (0); Frequency: 836.6 MHz;Duty Cycle: 1:8
Medium parameters used (interpolated): f = 836.6 MHz; σ = 0.938 S/m; εr = 41.479; ρ = 1000 kg/m^3
Phantom section: Left Section

DASY5 Configuration:

- Probe: EX3DV4 - SN7441; ConvF(10.04, 10.04, 10.04) @ 836.6 MHz; Calibrated: 2022/05/16
- Sensor-Surface: 4mm (Mechanical Surface Detection)
- Electronics: DAE4 Sn1211; Calibrated: 2022/03/01
- Phantom: Twin SAM; Type: QD000P40CD; Serial: 1744
- Measurement SW: DASY52, Version 52.10 (4); SEMCAD X Version 14.6.14 (7501)

Head Left Tilt/GSM 850 Mid/Area Scan (8x10x1): Measurement grid: dx=15mm, dy=15mm
Maximum value of SAR (measured) = 0.0384 W/kg

Head Left Tilt/GSM 850 Mid/Zoom Scan (5x5x7)/Cube 0: Measurement grid: dx=8mm, dy=8mm, dz=5mm
Reference Value = 4.449 V/m; Power Drift = 0.20 dB
Peak SAR (extrapolated) = 0.0440 W/kg
SAR(1 g) = 0.036 W/kg; SAR(10 g) = 0.027 W/kg
Maximum value of SAR (measured) = 0.0369 W/kg

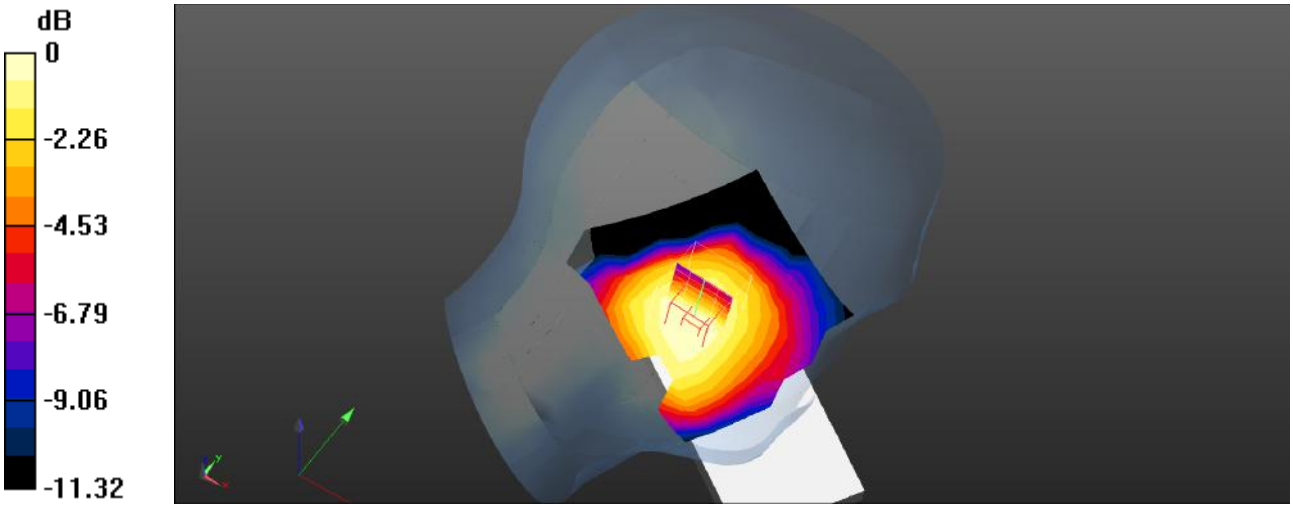

0 dB = 0.0369 W/kg = -14.33 dBW/kg

Plot 3#: GSM 850_Head Right Cheek_Mid

DUT: 4G Smart Phone; Type: MAX 3 ULTRA; Serial: SZNS220812-36653E-SA-S1

Communication System: UID 0, Generic GSM (0); Frequency: 836.6 MHz;Duty Cycle: 1:8
Medium parameters used (interpolated): f = 836.6 MHz; σ = 0.938 S/m; εr = 41.479; ρ = 1000 kg/m^3
Phantom section: Right Section

DASY5 Configuration:

- Probe: EX3DV4 - SN7441; ConvF(10.04, 10.04, 10.04) @ 836.6 MHz; Calibrated: 2022/05/16
- Sensor-Surface: 4mm (Mechanical Surface Detection)
- Electronics: DAE4 Sn1211; Calibrated: 2022/03/01
- Phantom: Twin SAM; Type: QD000P40CD; Serial: 1744
- Measurement SW: DASY52, Version 52.10 (4); SEMCAD X Version 14.6.14 (7501)

Head Right Cheek/GSM 850 Mid/Area Scan (8x10x1): Measurement grid: dx=15mm, dy=15mm
Maximum value of SAR (measured) = 0.0412 W/kg

Head Right Cheek/GSM 850 Mid/Zoom Scan (5x5x7)/Cube 0: Measurement grid: dx=8mm, dy=8mm, dz=5mm
Reference Value = 1.591 V/m; Power Drift = 0.15 dB
Peak SAR (extrapolated) = 0.0500 W/kg
SAR(1 g) = 0.039 W/kg; SAR(10 g) = 0.029 W/kg
Maximum value of SAR (measured) = 0.0421 W/kg

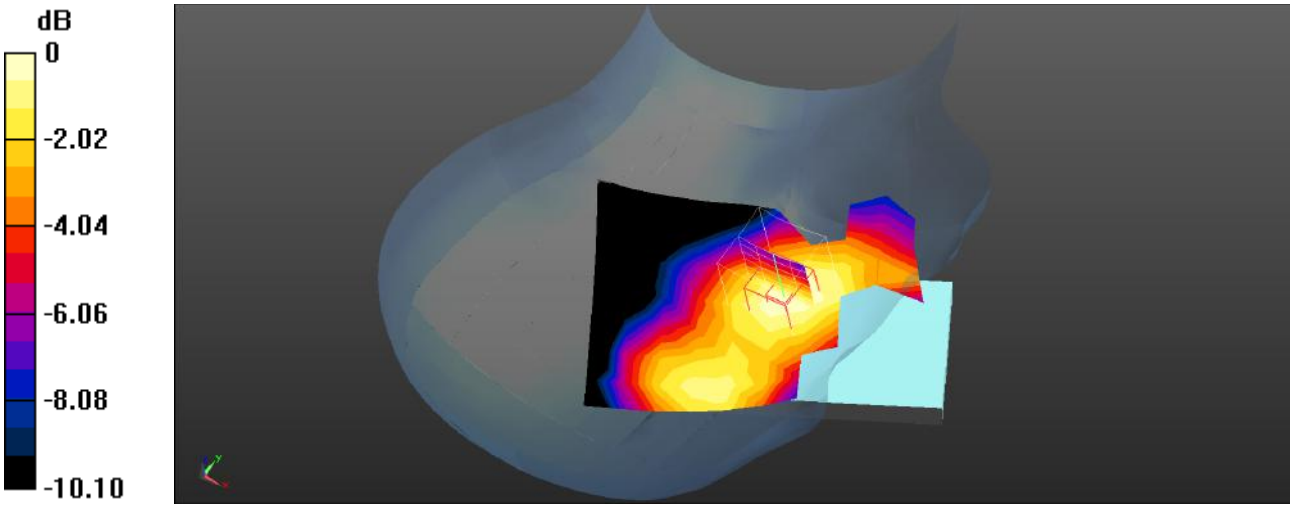

0 dB = 0.0421 W/kg = -13.76 dBW/kg

Plot 4#: GSM 850_Head Right Tilt_Mid

DUT: 4G Smart Phone; Type: MAX 3 ULTRA; Serial: SZNS220812-36653E-SA-S1

Communication System: UID 0, Generic GSM (0); Frequency: 836.6 MHz;Duty Cycle: 1:8
Medium parameters used (interpolated): f = 836.6 MHz; σ = 0.938 S/m; εr = 41.479; ρ = 1000 kg/m^3
Phantom section: Right Section

DASY5 Configuration:

- Probe: EX3DV4 - SN7441; ConvF(10.04, 10.04, 10.04) @ 836.6 MHz; Calibrated: 2022/05/16
- Sensor-Surface: 4mm (Mechanical Surface Detection)
- Electronics: DAE4 Sn1211; Calibrated: 2022/03/01
- Phantom: Twin SAM; Type: QD000P40CD; Serial: 1744
- Measurement SW: DASY52, Version 52.10 (4); SEMCAD X Version 14.6.14 (7501)

Head Right Tilt/GSM 850 Mid/Area Scan (8x10x1): Measurement grid: dx=15mm, dy=15mm
Maximum value of SAR (measured) = 0.0255 W/kg

Head Right Tilt/GSM 850 Mid/Zoom Scan (5x5x7)/Cube 0: Measurement grid: dx=8mm, dy=8mm, dz=5mm
Reference Value = 3.530 V/m; Power Drift = 0.01 dB
Peak SAR (extrapolated) = 0.0250 W/kg
SAR(1 g) = 0.022 W/kg; SAR(10 g) = 0.017 W/kg
Maximum value of SAR (measured) = 0.0231 W/kg

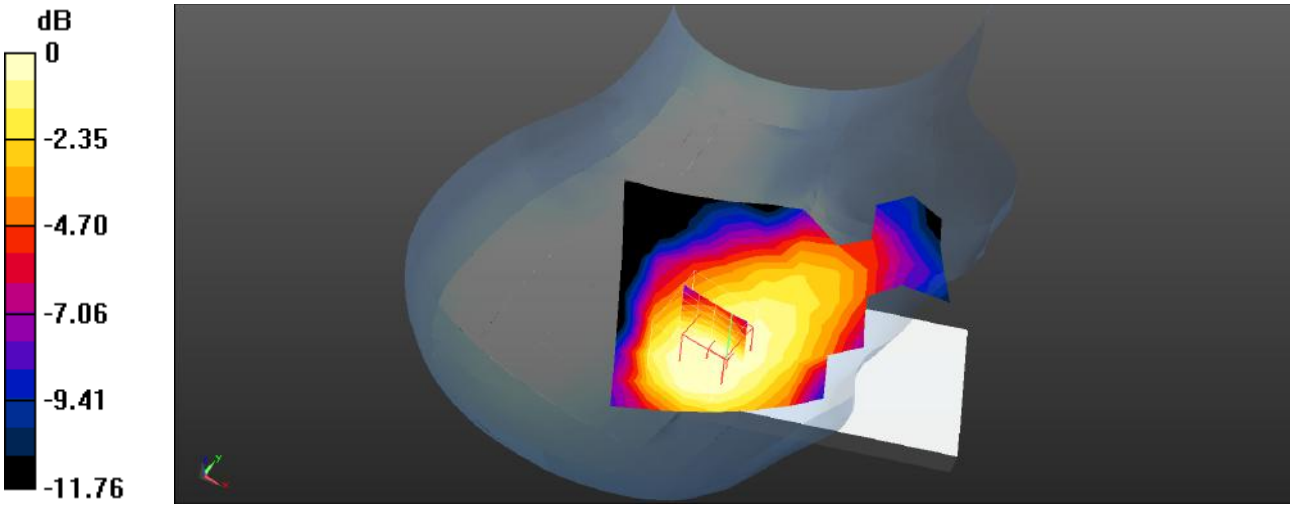

0 dB = 0.0231 W/kg = -16.36 dBW/kg

Plot 5#: GSM 850_Body Worn Back_Mid

DUT: 4G Smart Phone; Type: MAX 3 ULTRA; Serial: SZNS220812-36653E-SA-S1

Communication System: UID 0, Generic GSM (0); Frequency: 836.6 MHz;Duty Cycle: 1:8
Medium parameters used (interpolated): f = 836.6 MHz; σ = 0.938 S/m; εr = 41.479; ρ = 1000 kg/m^3
Phantom section: Flat Section

DASY5 Configuration:

- Probe: EX3DV4 - SN7441; ConvF(10.04, 10.04, 10.04) @ 836.6 MHz; Calibrated: 2022/05/16
- Sensor-Surface: 4mm (Mechanical Surface Detection)
- Electronics: DAE4 Sn1211; Calibrated: 2022/03/01
- Phantom: Twin SAM; Type: QD000P40CD; Serial: 1744
- Measurement SW: DASY52, Version 52.10 (4); SEMCAD X Version 14.6.14 (7501)

Body Worn Back/GSM 850 Mid/Area Scan (8x13x1): Measurement grid: dx=15mm, dy=15mm
Maximum value of SAR (measured) = 0.173 W/kg

Body Worn Back/GSM 850 Mid/Zoom Scan (5x5x7)/Cube 0: Measurement grid: dx=8mm, dy=8mm, dz=5mm
Reference Value = 9.155 V/m; Power Drift = -0.18 dB
Peak SAR (extrapolated) = 0.255 W/kg
SAR(1 g) = 0.153 W/kg; SAR(10 g) = 0.086 W/kg
Maximum value of SAR (measured) = 0.168 W/kg

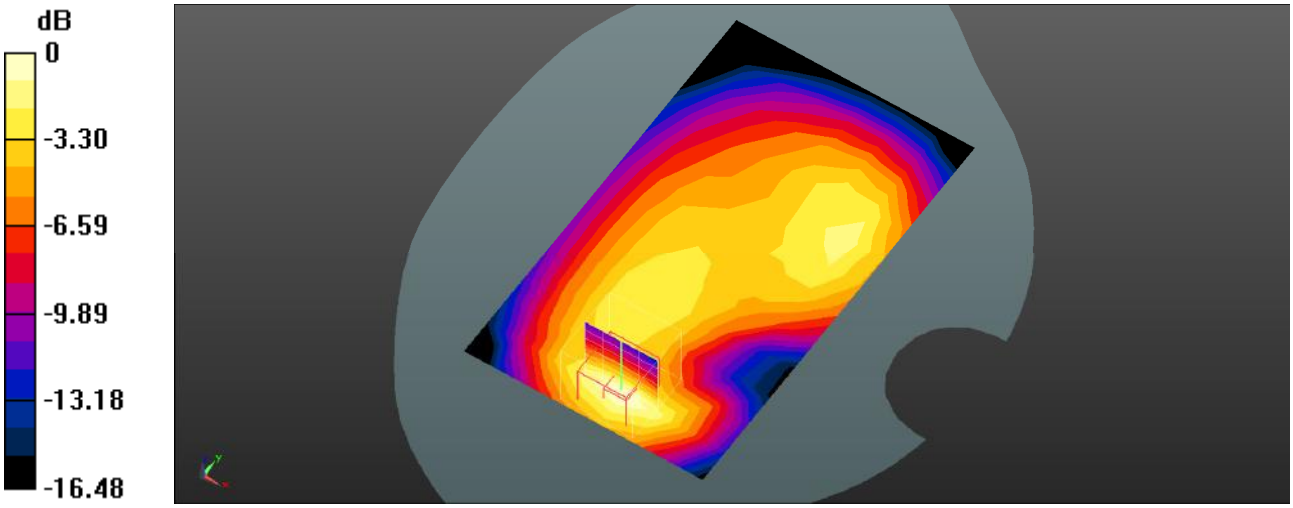

0 dB = 0.168 W/kg = -7.75 dBW/kg

Plot 6#: GSM 850_Body Front_Mid

DUT: 4G Smart Phone; Type: MAX 3 ULTRA; Serial: SZNS220812-36653E-SA-S1

Communication System: UID 0, Generic GPRS-2 slots (0); Frequency: 836.6 MHz;Duty Cycle: 1:4
Medium parameters used (interpolated): f = 836.6 MHz; σ = 0.938 S/m; εr = 41.479; ρ = 1000 kg/m^3
Phantom section: Flat Section

DASY5 Configuration:

- Probe: EX3DV4 - SN7441; ConvF(10.04, 10.04, 10.04) @ 836.6 MHz; Calibrated: 2022/05/16
- Sensor-Surface: 4mm (Mechanical Surface Detection)
- Electronics: DAE4 Sn1211; Calibrated: 2022/03/01
- Phantom: Twin SAM; Type: QD000P40CD; Serial: 1744
- Measurement SW: DASY52, Version 52.10 (4); SEMCAD X Version 14.6.14 (7501)

Body Front/GSM 850 Mid/Area Scan (8x13x1): Measurement grid: dx=15mm, dy=15mm
Maximum value of SAR (measured) = 0.0553 W/kg

Body Front/GSM 850 Mid/Zoom Scan (5x5x7)/Cube 0: Measurement grid: dx=8mm, dy=8mm, dz=5mm
Reference Value = 7.680 V/m; Power Drift = -0.12 dB
Peak SAR (extrapolated) = 0.0680 W/kg
SAR(1 g) = 0.055 W/kg; SAR(10 g) = 0.041 W/kg
Maximum value of SAR (measured) = 0.0572 W/kg

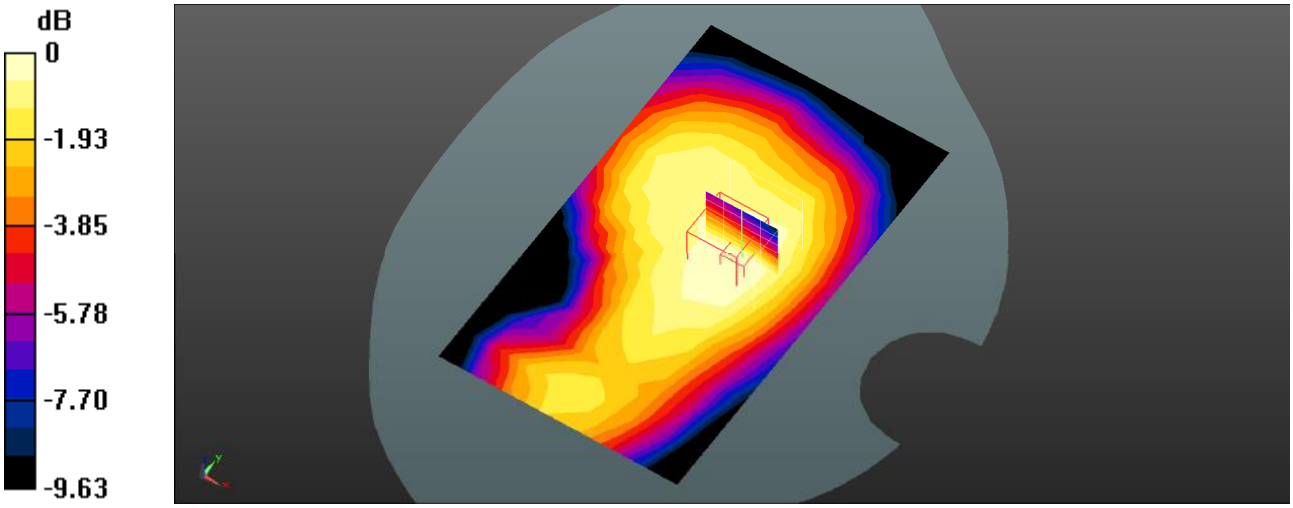

0 dB = 0.0572 W/kg = -12.43 dBW/kg

Plot 7#: GSM 850_Body Back_Mid

DUT: 4G Smart Phone; Type: MAX 3 ULTRA; Serial: SZNS220812-36653E-SA-S1

Communication System: UID 0, Generic GPRS-2 slots (0); Frequency: 836.6 MHz;Duty Cycle: 1:4
Medium parameters used (interpolated): f = 836.6 MHz; σ = 0.938 S/m; εr = 41.479; ρ = 1000 kg/m^3
Phantom section: Flat Section

DASY5 Configuration:

- Probe: EX3DV4 - SN7441; ConvF(10.04, 10.04, 10.04) @ 836.6 MHz; Calibrated: 2022/05/16
- Sensor-Surface: 4mm (Mechanical Surface Detection)
- Electronics: DAE4 Sn1211; Calibrated: 2022/03/01
- Phantom: Twin SAM; Type: QD000P40CD; Serial: 1744
- Measurement SW: DASY52, Version 52.10 (4); SEMCAD X Version 14.6.14 (7501)

Body Back/GSM 850 Mid/Area Scan (8x13x1): Measurement grid: dx=15mm, dy=15mm
Maximum value of SAR (measured) = 0.138 W/kg

Body Back/GSM 850 Mid/Zoom Scan (5x5x7)/Cube 0: Measurement grid: dx=8mm, dy=8mm, dz=5mm
Reference Value = 9.358 V/m; Power Drift = -0.16 dB
Peak SAR (extrapolated) = 0.224 W/kg
SAR(1 g) = 0.133 W/kg; SAR(10 g) = 0.076 W/kg
Maximum value of SAR (measured) = 0.147 W/kg

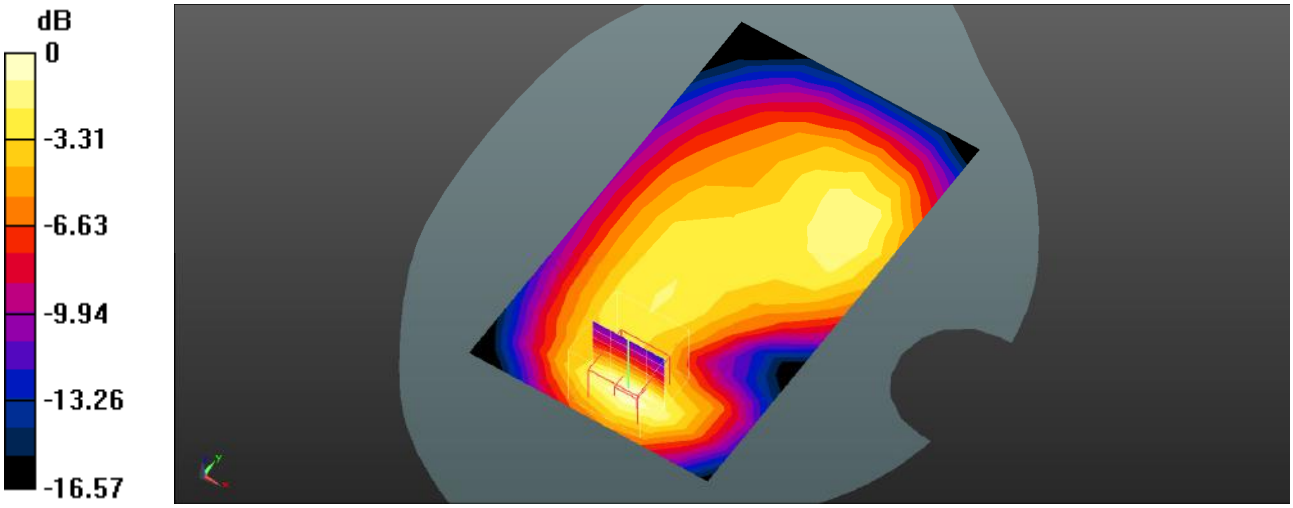

0 dB = 0.147 W/kg = -8.33 dBW/kg

Plot 8#:GSM 850_Body Left_Mid

DUT: 4G Smart Phone; Type: MAX 3 ULTRA; Serial: SZNS220812-36653E-SA-S1

Communication System: UID 0, Generic GPRS-2 slots (0); Frequency: 836.6 MHz;Duty Cycle: 1:4
Medium parameters used (interpolated): f = 836.6 MHz; σ = 0.938 S/m; εr = 41.479; ρ = 1000 kg/m^3
Phantom section: Flat Section

DASY5 Configuration:

- Probe: EX3DV4 - SN7441; ConvF(10.04, 10.04, 10.04) @ 836.6 MHz; Calibrated: 2022/05/16
- Sensor-Surface: 4mm (Mechanical Surface Detection)
- Electronics: DAE4 Sn1211; Calibrated: 2022/03/01
- Phantom: Twin SAM; Type: QD000P40CD; Serial: 1744
- Measurement SW: DASY52, Version 52.10 (4); SEMCAD X Version 14.6.14 (7501)

Body Left/GSM 850 Mid/Area Scan (7x13x1): Measurement grid: dx=15mm, dy=15mm
Maximum value of SAR (measured) = 0.0786 W/kg

Body Left/GSM 850 Mid/Zoom Scan (5x5x7)/Cube 0: Measurement grid: dx=8mm, dy=8mm, dz=5mm
Reference Value = 7.580 V/m; Power Drift = -0.17 dB
Peak SAR (extrapolated) = 0.115 W/kg
SAR(1 g) = 0.075 W/kg; SAR(10 g) = 0.048 W/kg
Maximum value of SAR (measured) = 0.0795 W/kg

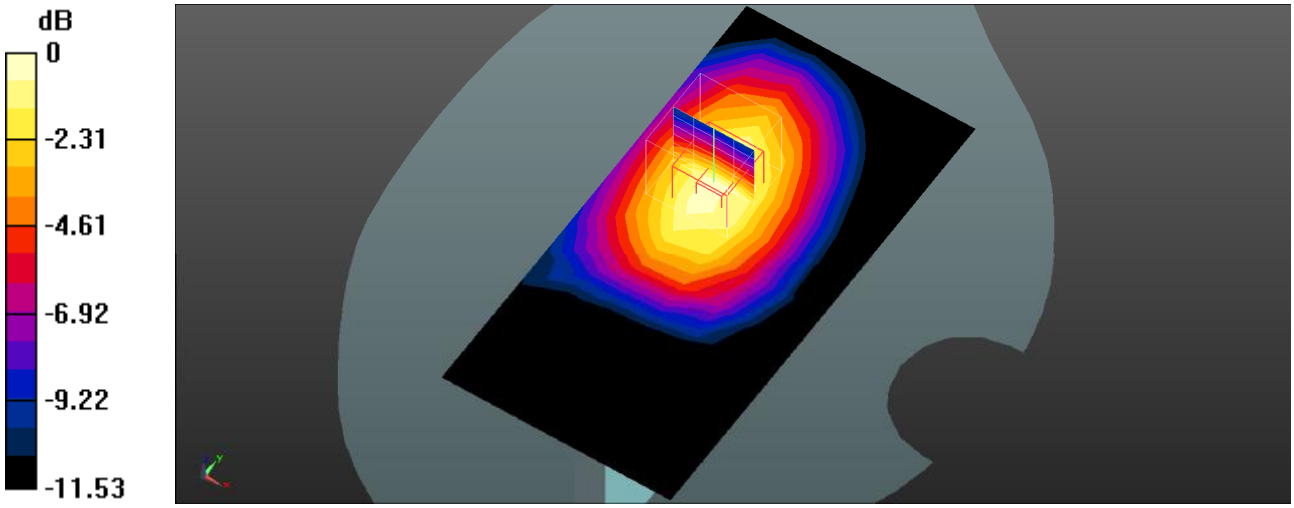

0 dB = 0.0795 W/kg = -11.00 dBW/kg

Plot 9#: GSM 850_Body Right_Mid

DUT: 4G Smart Phone; Type: MAX 3 ULTRA; Serial: SZNS220812-36653E-SA-S1

Communication System: UID 0, Generic GPRS-2 slots (0); Frequency: 836.6 MHz;Duty Cycle: 1:4
Medium parameters used (interpolated): f = 836.6 MHz; σ = 0.938 S/m; εr = 41.479; ρ = 1000 kg/m^3
Phantom section: Flat Section

DASY5 Configuration:

- Probe: EX3DV4 - SN7441; ConvF(10.04, 10.04, 10.04) @ 836.6 MHz; Calibrated: 2022/05/16
- Sensor-Surface: 4mm (Mechanical Surface Detection)
- Electronics: DAE4 Sn1211; Calibrated: 2022/03/01
- Phantom: Twin SAM; Type: QD000P40CD; Serial: 1744
- Measurement SW: DASY52, Version 52.10 (4); SEMCAD X Version 14.6.14 (7501)

Body Right/GSM 850 Mid/Area Scan (7x13x1): Measurement grid: dx=15mm, dy=15mm
Maximum value of SAR (measured) = 0.0698 W/kg

Body Right/GSM 850 Mid/Zoom Scan (5x5x7)/Cube 0: Measurement grid: dx=8mm, dy=8mm, dz=5mm
Reference Value = 8.661 V/m; Power Drift = -0.19 dB
Peak SAR (extrapolated) = 0.0880 W/kg
SAR(1 g) = 0.066 W/kg; SAR(10 g) = 0.047 W/kg
Maximum value of SAR (measured) = 0.0691 W/kg

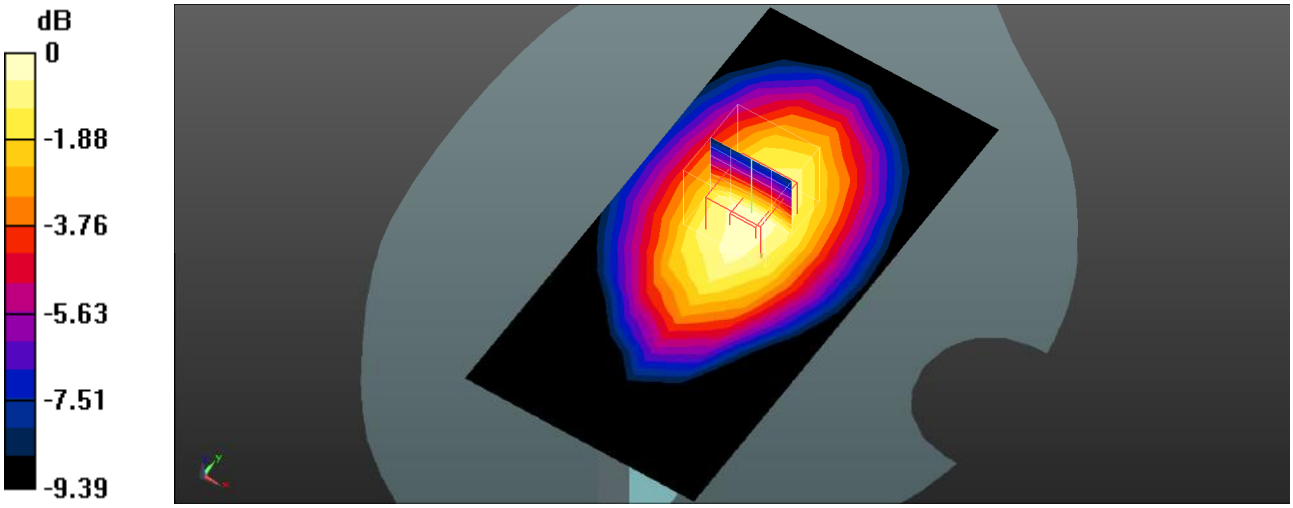

0 dB = 0.0691 W/kg = -11.61 dBW/kg

Plot 10#: GSM 850_Body Bottom_Mid

DUT: 4G Smart Phone; Type: MAX 3 ULTRA; Serial: SZNS220812-36653E-SA-S1

Communication System: UID 0, Generic GPRS-2 slots (0); Frequency: 836.6 MHz;Duty Cycle: 1:4
Medium parameters used (interpolated): f = 836.6 MHz; σ = 0.938 S/m; εr = 41.479; ρ = 1000 kg/m^3
Phantom section: Flat Section

DASY5 Configuration:

- Probe: EX3DV4 - SN7441; ConvF(10.04, 10.04, 10.04) @ 836.6 MHz; Calibrated: 2022/05/16
- Sensor-Surface: 4mm (Mechanical Surface Detection)
- Electronics: DAE4 Sn1211; Calibrated: 2022/03/01
- Phantom: Twin SAM; Type: QD000P40CD; Serial: 1744
- Measurement SW: DASY52, Version 52.10 (4); SEMCAD X Version 14.6.14 (7501)

Body Bottom/GSM 850 Mid/Area Scan (5x7x1): Measurement grid: dx=15mm, dy=15mm
Maximum value of SAR (measured) = 0.0481 W/kg

Body Bottom/GSM 850 Mid/Zoom Scan (5x5x7)/Cube 0: Measurement grid: dx=8mm, dy=8mm, dz=5mm
Reference Value = 7.262 V/m; Power Drift = -0.18 dB
Peak SAR (extrapolated) = 0.0830 W/kg
SAR(1 g) = 0.052 W/kg; SAR(10 g) = 0.030 W/kg
Maximum value of SAR (measured) = 0.0565 W/kg

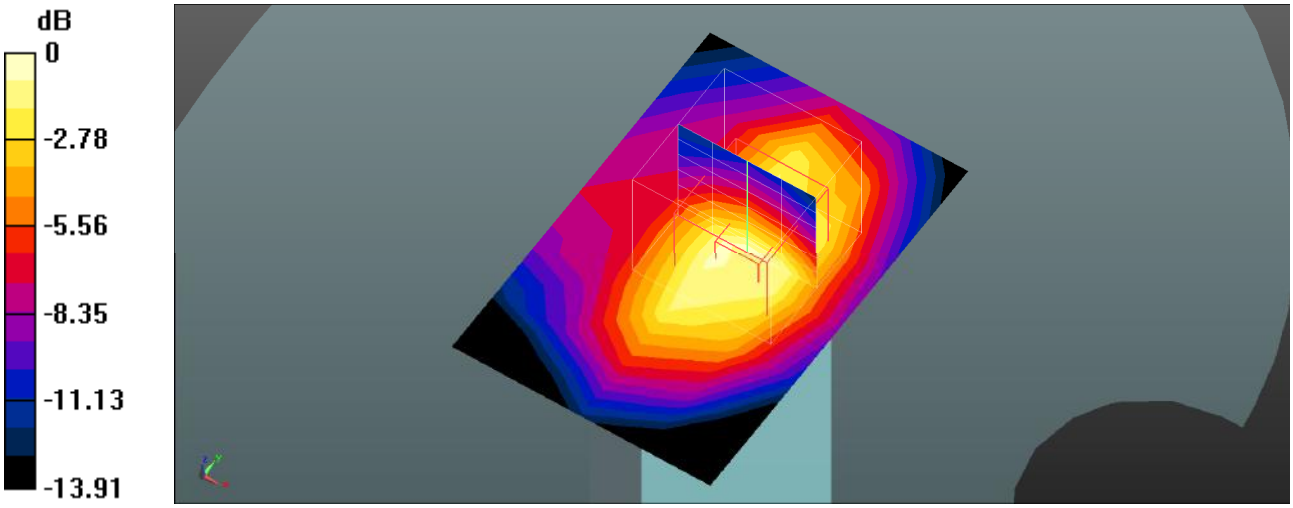

0 dB = 0.0565 W/kg = -12.48 dBW/kg

Plot 11#: PCS 1900_Head Left Cheek_Mid

DUT: 4G Smart Phone; Type: MAX 3 ULTRA; Serial: SZNS220812-36653E-SA-S1

Communication System: UID 0, Generic GSM (0); Frequency: 1880 MHz;Duty Cycle: 1:8
Medium parameters used (interpolated): f = 1880 MHz; σ = 1.413 S/m; εr = 40.117; ρ = 1000 kg/m^3
Phantom section: Left Section

DASY5 Configuration:

- Probe: EX3DV4 - SN7441; ConvF(7.94, 7.94, 7.94) @ 1880 MHz; Calibrated: 2022/05/16
- Sensor-Surface: 4mm (Mechanical Surface Detection)
- Electronics: DAE4 Sn1211; Calibrated: 2022/03/01
- Phantom: Twin SAM; Type: QD000P40CD; Serial: 1744
- Measurement SW: DASY52, Version 52.10 (4); SEMCAD X Version 14.6.14 (7501)

Head Left Cheek/GSM 1900 Mid/Area Scan (8x10x1): Measurement grid: dx=15mm, dy=15mm
Maximum value of SAR (measured) = 0.150 W/kg

Head Left Cheek/GSM 1900 Mid/Zoom Scan (5x5x7)/Cube 0: Measurement grid: dx=8mm, dy=8mm, dz=5mm
Reference Value = 3.955 V/m; Power Drift = 0.14 dB
Peak SAR (extrapolated) = 0.356 W/kg
SAR(1 g) = 0.119 W/kg; SAR(10 g) = n.a.
Maximum value of SAR (measured) = 0.148 W/kg

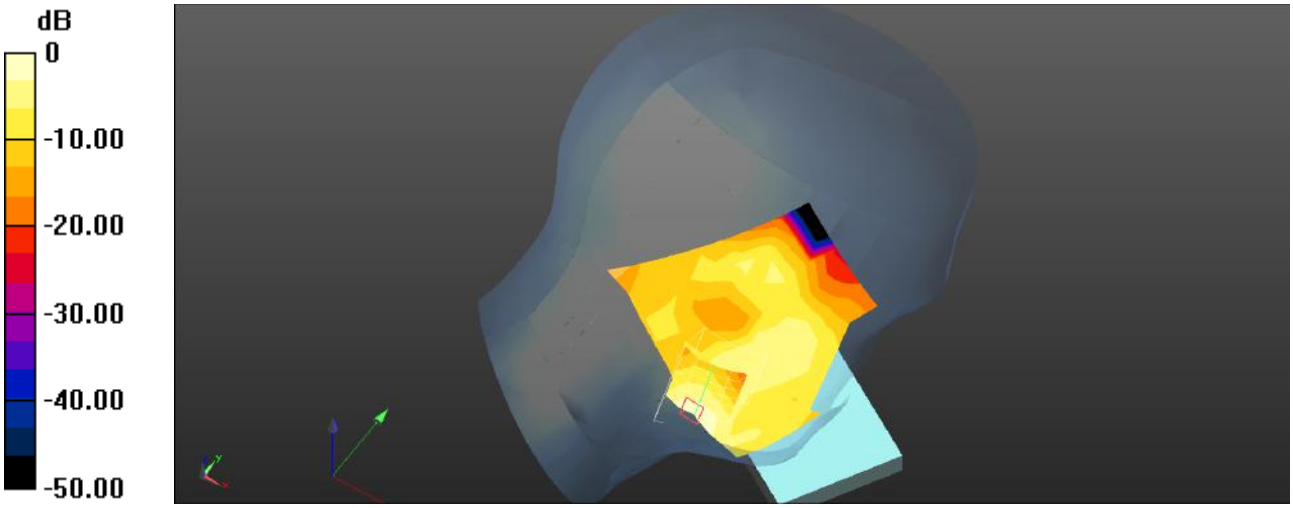

0 dB = 0.148 W/kg = -8.30 dBW/kg

Plot 12#: PCS 1900_Head Left Tilt_Mid

DUT: 4G Smart Phone; Type: MAX 3 ULTRA; Serial: SZNS220812-36653E-SA-S1

Communication System: UID 0, Generic GSM (0); Frequency: 1880 MHz;Duty Cycle: 1:8
Medium parameters used (interpolated): f = 1880 MHz; σ = 1.413 S/m; εr = 40.117; ρ = 1000 kg/m^3
Phantom section: Left Section

DASY5 Configuration:

- Probe: EX3DV4 - SN7441; ConvF(7.94, 7.94, 7.94) @ 1880 MHz; Calibrated: 2022/05/16
- Sensor-Surface: 4mm (Mechanical Surface Detection)
- Electronics: DAE4 Sn1211; Calibrated: 2022/03/01
- Phantom: Twin SAM; Type: QD000P40CD; Serial: 1744
- Measurement SW: DASY52, Version 52.10 (4); SEMCAD X Version 14.6.14 (7501)

Head Left Tilt/GSM 1900 Mid/Area Scan (8x10x1): Measurement grid: dx=15mm, dy=15mm
Maximum value of SAR (measured) = 0.0292 W/kg

Head Left Tilt/GSM 1900 Mid/Zoom Scan (5x5x7)/Cube 0: Measurement grid: dx=8mm, dy=8mm, dz=5mm
Reference Value = 4.894 V/m; Power Drift = 0.15 dB
Peak SAR (extrapolated) = 0.0430 W/kg
SAR(1 g) = 0.032 W/kg; SAR(10 g) = 0.019 W/kg
Maximum value of SAR (measured) = 0.0335 W/kg

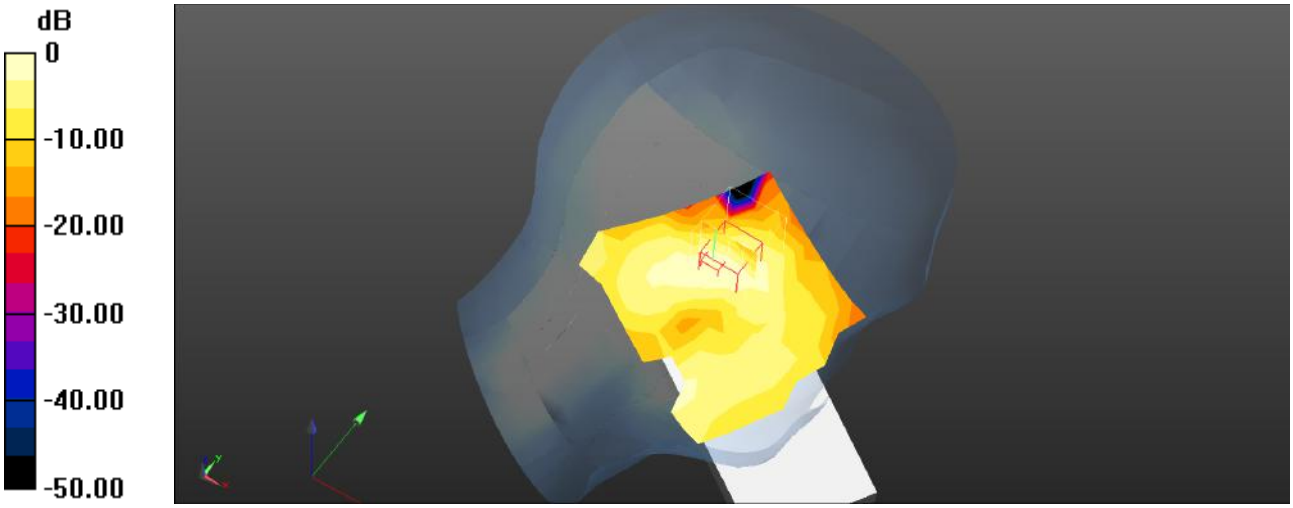

0 dB = 0.0335 W/kg = -14.75 dBW/kg

Plot 13#: PCS 1900_Head Right Cheek_Mid

DUT: 4G Smart Phone; Type: MAX 3 ULTRA; Serial: SZNS220812-36653E-SA-S1

Communication System: UID 0, Generic GSM (0); Frequency: 1880 MHz;Duty Cycle: 1:8
Medium parameters used (interpolated): f = 1880 MHz; σ = 1.413 S/m; εr = 40.117; ρ = 1000 kg/m^3
Phantom section: Right Section

DASY5 Configuration:

- Probe: EX3DV4 - SN7441; ConvF(7.94, 7.94, 7.94) @ 1880 MHz; Calibrated: 2022/05/16
- Sensor-Surface: 4mm (Mechanical Surface Detection)
- Electronics: DAE4 Sn1211; Calibrated: 2022/03/01
- Phantom: Twin SAM; Type: QD000P40CD; Serial: 1744
- Measurement SW: DASY52, Version 52.10 (4); SEMCAD X Version 14.6.14 (7501)

Head Right Cheek/GSM 1900 Mid/Area Scan (8x10x1): Measurement grid: dx=15mm, dy=15mm
Maximum value of SAR (measured) = 0.0469 W/kg

Head Right Cheek/GSM 1900 Mid/Zoom Scan (5x5x7)/Cube 0: Measurement grid: dx=8mm, dy=8mm, dz=5mm
Reference Value = 2.594 V/m; Power Drift = 0.17 dB
Peak SAR (extrapolated) = 0.0520 W/kg
SAR(1 g) = 0.046 W/kg; SAR(10 g) = 0.034 W/kg
Maximum value of SAR (measured) = 0.0480 W/kg

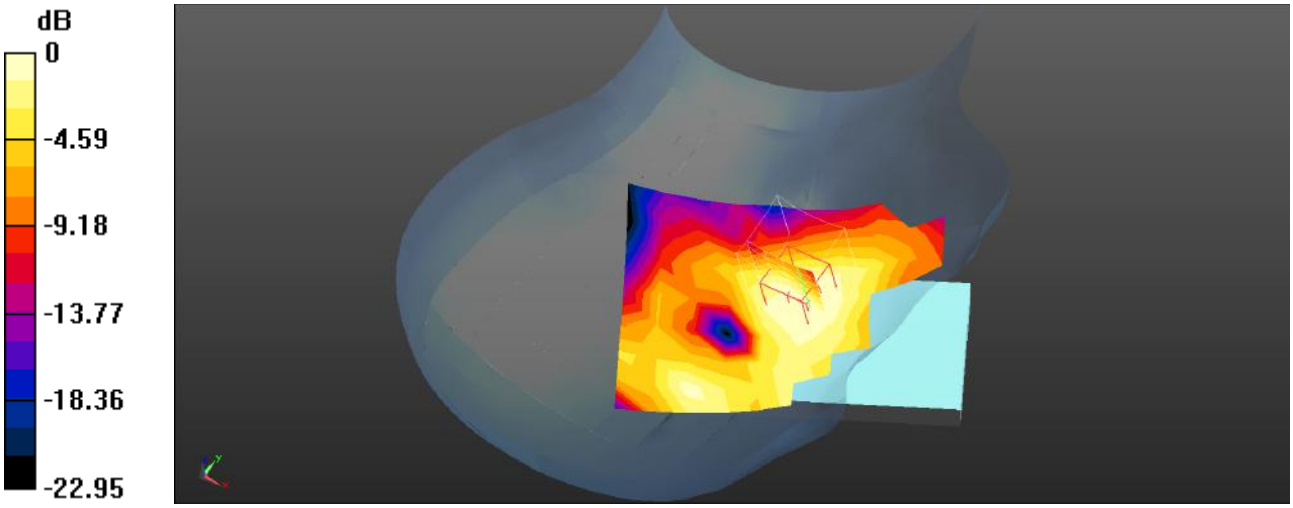

0 dB = 0.0480 W/kg = -13.19 dBW/kg

Plot 14#: PCS 1900_Head Right Tilt_Mid

DUT: 4G Smart Phone; Type: MAX 3 ULTRA; Serial: SZNS220812-36653E-SA-S1

Communication System: UID 0, Generic GSM (0); Frequency: 1880 MHz;Duty Cycle: 1:8
Medium parameters used (interpolated): f = 1880 MHz; σ = 1.413 S/m; εr = 40.117; ρ = 1000 kg/m^3
Phantom section: Right Section

DASY5 Configuration:

- Probe: EX3DV4 - SN7441; ConvF(7.94, 7.94, 7.94) @ 1880 MHz; Calibrated: 2022/05/16
- Sensor-Surface: 4mm (Mechanical Surface Detection)
- Electronics: DAE4 Sn1211; Calibrated: 2022/03/01
- Phantom: Twin SAM; Type: QD000P40CD; Serial: 1744
- Measurement SW: DASY52, Version 52.10 (4); SEMCAD X Version 14.6.14 (7501)

Head Right Tilt/GSM 1900 Mid/Area Scan (8x10x1): Measurement grid: dx=15mm, dy=15mm
Maximum value of SAR (measured) = 0.0323 W/kg

Head Right Tilt/GSM 1900 Mid/Zoom Scan (5x5x7)/Cube 0: Measurement grid: dx=8mm, dy=8mm, dz=5mm
Reference Value = 4.566 V/m; Power Drift = 0.16 dB
Peak SAR (extrapolated) = 0.0430 W/kg
SAR(1 g) = 0.029 W/kg; SAR(10 g) = 0.016 W/kg
Maximum value of SAR (measured) = 0.0347 W/kg

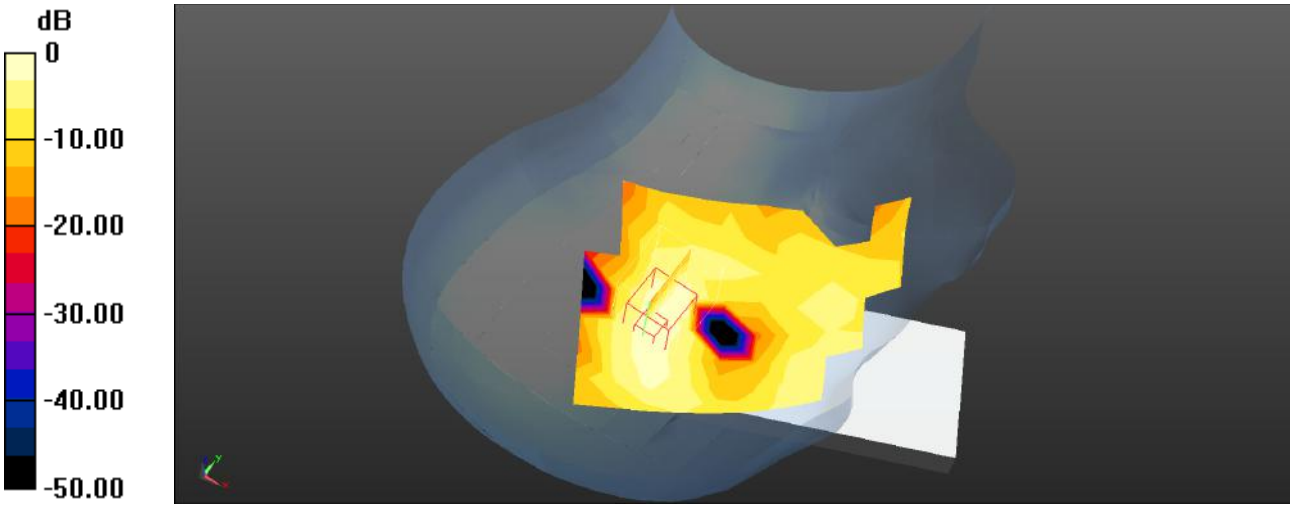

0 dB = 0.0347 W/kg = -14.60 dBW/kg

Plot 15#: PCS 1900_Body Worn Back_Mid

DUT: 4G Smart Phone; Type: MAX 3 ULTRA; Serial: SZNS220812-36653E-SA-S1

Communication System: UID 0, Generic GSM (0); Frequency: 1880 MHz;Duty Cycle: 1:8
Medium parameters used (interpolated): f = 1880 MHz; σ = 1.413 S/m; εr = 40.117; ρ = 1000 kg/m^3
Phantom section: Flat Section

DASY5 Configuration:

- Probe: EX3DV4 - SN7441; ConvF(7.94, 7.94, 7.94) @ 1880 MHz; Calibrated: 2022/05/16
- Sensor-Surface: 1.4mm (Mechanical Surface Detection), Sensor-Surface: 4mm (Mechanical Surface Detection)
- Electronics: DAE4 Sn1211; Calibrated: 2022/03/01
- Phantom: Twin SAM; Type: QD000P40CD; Serial: 1744
- Measurement SW: DASY52, Version 52.10 (4); SEMCAD X Version 14.6.14 (7501)

Body Worn Back/GSM 1900 Mid/Area Scan (8x14x1): Measurement grid: dx=15mm, dy=15mm
Maximum value of SAR (measured) = 0.174 W/kg

Body Worn Back/GSM 1900 Mid/Zoom Scan (5x5x7)/Cube 0: Measurement grid: dx=8mm, dy=8mm, dz=5mm
Reference Value = 7.883 V/m; Power Drift = -0.11 dB
Peak SAR (extrapolated) = 0.233 W/kg
SAR(1 g) = 0.129 W/kg; SAR(10 g) = 0.072 W/kg
Maximum value of SAR (measured) = 0.141 W/kg

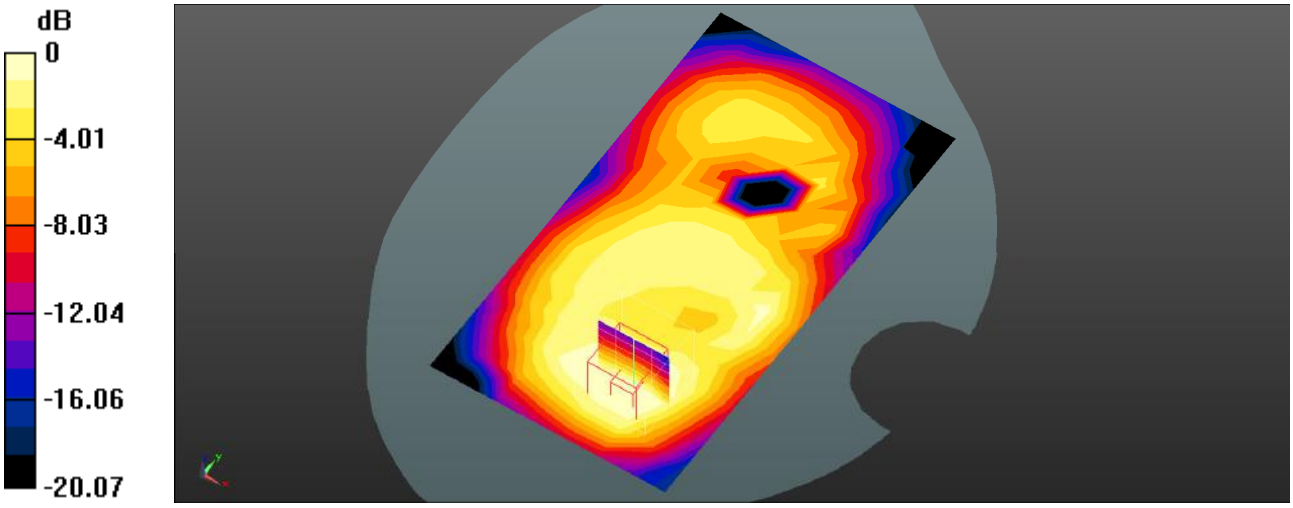

0 dB = 0.141 W/kg = -8.51 dBW/kg

Plot 16#: PCS 1900_Body Front_Mid

DUT: 4G Smart Phone; Type: MAX 3 ULTRA; Serial: SZNS220812-36653E-SA-S1

Communication System: UID 0, Generic GPRS-4 slots (0); Frequency: 1880 MHz;Duty Cycle: 1:2
Medium parameters used (interpolated): f = 1880 MHz; σ = 1.413 S/m; εr = 40.117; ρ = 1000 kg/m^3
Phantom section: Flat Section

DASY5 Configuration:

- Probe: EX3DV4 - SN7441; ConvF(7.94, 7.94, 7.94) @ 1880 MHz; Calibrated: 2022/05/16
- Sensor-Surface: 4mm (Mechanical Surface Detection)
- Electronics: DAE4 Sn1211; Calibrated: 2022/03/01
- Phantom: Twin SAM; Type: QD000P40CD; Serial: 1744
- Measurement SW: DASY52, Version 52.10 (4); SEMCAD X Version 14.6.14 (7501)

Body Front/GSM 1900 Mid/Area Scan (8x14x1): Measurement grid: dx=15mm, dy=15mm
Maximum value of SAR (measured) = 0.0910 W/kg

Body Front/GSM 1900 Mid/Zoom Scan (5x5x7)/Cube 0: Measurement grid: dx=8mm, dy=8mm, dz=5mm
Reference Value = 5.896 V/m; Power Drift = -0.12 dB
Peak SAR (extrapolated) = 0.149 W/kg
SAR(1 g) = 0.087 W/kg; SAR(10 g) = 0.052 W/kg
Maximum value of SAR (measured) = 0.0927 W/kg

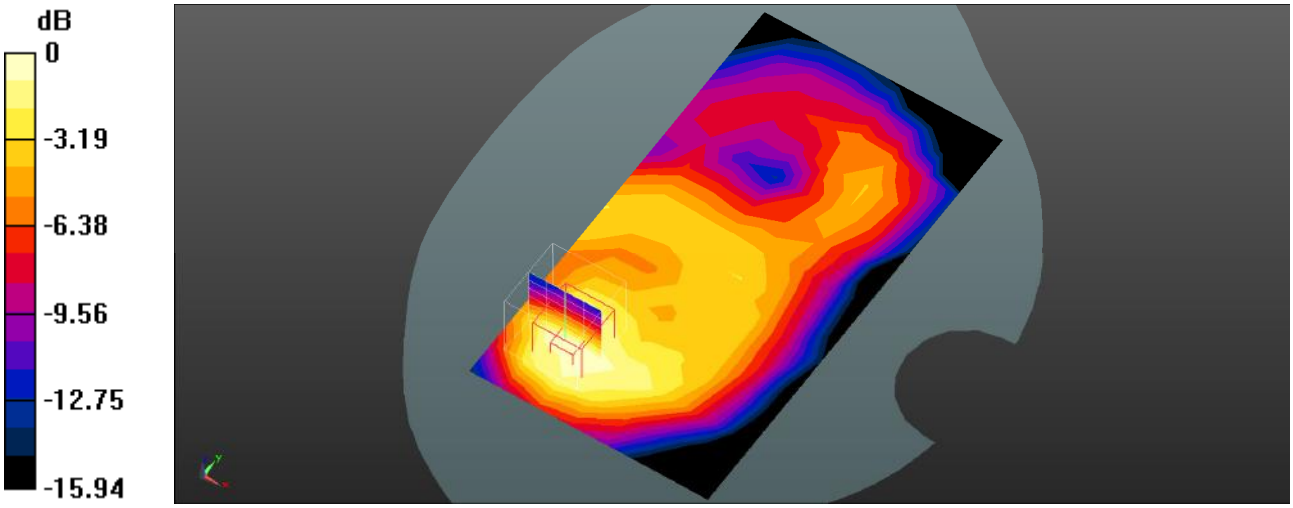

0 dB = 0.0927 W/kg = -10.33 dBW/kg

Plot 17#: PCS 1900_Body Back_Mid

DUT: 4G Smart Phone; Type: MAX 3 ULTRA; Serial: SZNS220812-36653E-SA-S1

Communication System: UID 0, Generic GPRS-4 slots (0); Frequency: 1880 MHz;Duty Cycle: 1:2
Medium parameters used (interpolated): f = 1880 MHz; σ = 1.413 S/m; εr = 40.117; ρ = 1000 kg/m^3
Phantom section: Flat Section

DASY5 Configuration:

- Probe: EX3DV4 - SN7441; ConvF(7.94, 7.94, 7.94) @ 1880 MHz; Calibrated: 2022/05/16
- Sensor-Surface: 4mm (Mechanical Surface Detection)
- Electronics: DAE4 Sn1211; Calibrated: 2022/03/01
- Phantom: Twin SAM; Type: QD000P40CD; Serial: 1744
- Measurement SW: DASY52, Version 52.10 (4); SEMCAD X Version 14.6.14 (7501)

Body Back/GSM 1900 Mid/Area Scan (8x13x1): Measurement grid: dx=15mm, dy=15mm
Maximum value of SAR (measured) = 0.148 W/kg

Body Back/GSM 1900 Mid/Zoom Scan (5x5x7)/Cube 0: Measurement grid: dx=8mm, dy=8mm, dz=5mm
Reference Value = 6.963 V/m; Power Drift = -0.13 dB
Peak SAR (extrapolated) = 0.259 W/kg
SAR(1 g) = 0.143 W/kg; SAR(10 g) = 0.081 W/kg
Maximum value of SAR (measured) = 0.154 W/kg

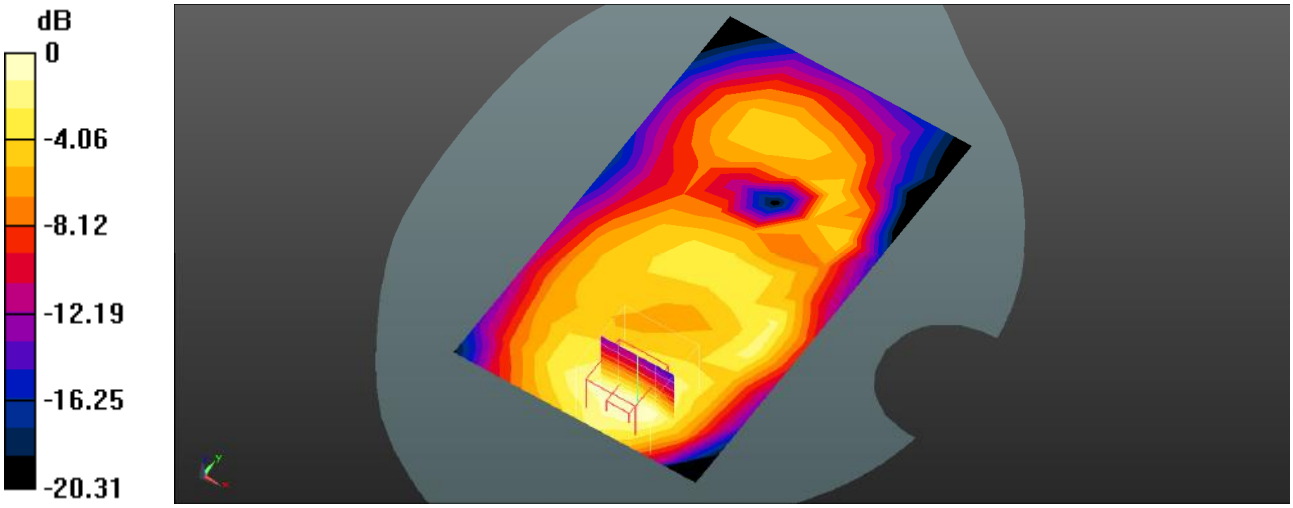

0 dB = 0.154 W/kg = -8.12 dBW/kg

Plot 18#: PCS 1900_Body Left_Mid

DUT: 4G Smart Phone; Type: MAX 3 ULTRA; Serial: SZNS220812-36653E-SA-S1

Communication System: UID 0, Generic GPRS-4 slots (0); Frequency: 1880 MHz;Duty Cycle: 1:2
Medium parameters used (interpolated): f = 1880 MHz; σ = 1.413 S/m; εr = 40.117; ρ = 1000 kg/m^3
Phantom section: Flat Section

DASY5 Configuration:

- Probe: EX3DV4 - SN7441; ConvF(7.94, 7.94, 7.94) @ 1880 MHz; Calibrated: 2022/05/16
- Sensor-Surface: 4mm (Mechanical Surface Detection)
- Electronics: DAE4 Sn1211; Calibrated: 2022/03/01
- Phantom: Twin SAM; Type: QD000P40CD; Serial: 1744
- Measurement SW: DASY52, Version 52.10 (4); SEMCAD X Version 14.6.14 (7501)

Body Left/GSM 1900 Mid/Area Scan (6x13x1): Measurement grid: dx=15mm, dy=15mm
Maximum value of SAR (measured) = 0.145 W/kg

Body Left/GSM 1900 Mid/Zoom Scan (5x5x7)/Cube 0: Measurement grid: dx=8mm, dy=8mm, dz=5mm
Reference Value = 7.760 V/m; Power Drift = 0.20 dB
Peak SAR (extrapolated) = 0.226 W/kg
SAR(1 g) = 0.133 W/kg; SAR(10 g) = 0.074 W/kg
Maximum value of SAR (measured) = 0.147 W/kg

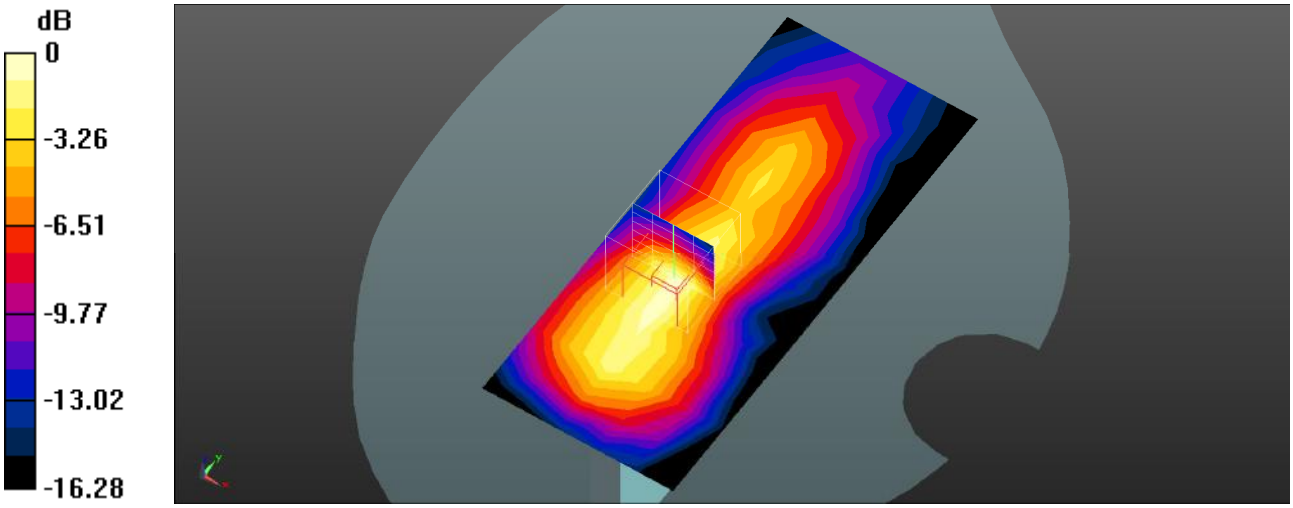

0 dB = 0.147 W/kg = -8.33 dBW/kg

Plot 19#: PCS 1900_Body Right_Mid

DUT: 4G Smart Phone; Type: MAX 3 ULTRA; Serial: SZNS220812-36653E-SA-S1

Communication System: UID 0, Generic GPRS-4 slots (0); Frequency: 1880 MHz;Duty Cycle: 1:2
Medium parameters used (interpolated): f = 1880 MHz; σ = 1.413 S/m; εr = 40.117; ρ = 1000 kg/m^3
Phantom section: Flat Section

DASY5 Configuration:

- Probe: EX3DV4 - SN7441; ConvF(7.94, 7.94, 7.94) @ 1880 MHz; Calibrated: 2022/05/16
- Sensor-Surface: 4mm (Mechanical Surface Detection)
- Electronics: DAE4 Sn1211; Calibrated: 2022/03/01
- Phantom: Twin SAM; Type: QD000P40CD; Serial: 1744
- Measurement SW: DASY52, Version 52.10 (4); SEMCAD X Version 14.6.14 (7501)

Body Right/GSM 1900 Mid/Area Scan (6x13x1): Measurement grid: dx=15mm, dy=15mm
Maximum value of SAR (measured) = 0.0337 W/kg

Body Right/GSM 1900 Mid/Zoom Scan (5x5x7)/Cube 0: Measurement grid: dx=8mm, dy=8mm, dz=5mm
Reference Value = 2.226 V/m; Power Drift = 0.10 dB
Peak SAR (extrapolated) = 0.0510 W/kg
SAR(1 g) = 0.031 W/kg; SAR(10 g) = 0.019 W/kg
Maximum value of SAR (measured) = 0.0333 W/kg

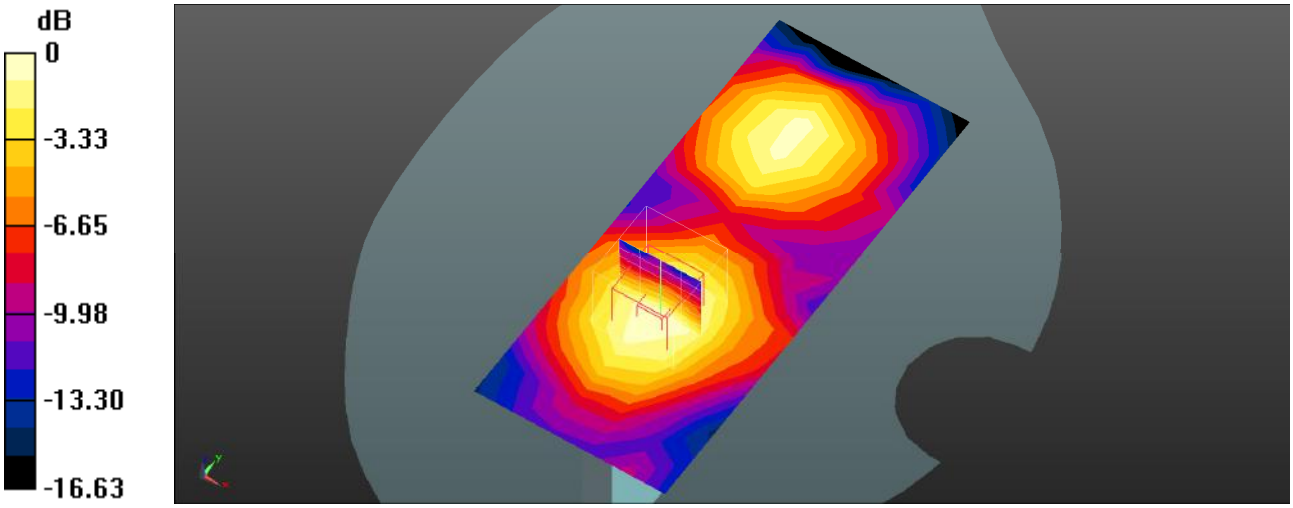

0 dB = 0.0333 W/kg = -14.78 dBW/kg

Plot 20#: PCS 1900_Body Bottom_Mid

DUT: 4G Smart Phone; Type: MAX 3 ULTRA; Serial: SZNS220812-36653E-SA-S1

Communication System: UID 0, Generic GPRS-4 slots (0); Frequency: 1880 MHz;Duty Cycle: 1:2
Medium parameters used (interpolated): f = 1880 MHz; σ = 1.413 S/m; εr = 40.117; ρ = 1000 kg/m^3
Phantom section: Flat Section

DASY5 Configuration:

- Probe: EX3DV4 - SN7441; ConvF(7.94, 7.94, 7.94) @ 1880 MHz; Calibrated: 2022/05/16
- Sensor-Surface: 4mm (Mechanical Surface Detection)
- Electronics: DAE4 Sn1211; Calibrated: 2022/03/01
- Phantom: Twin SAM; Type: QD000P40CD; Serial: 1744
- Measurement SW: DASY52, Version 52.10 (4); SEMCAD X Version 14.6.14 (7501)

Body Bottom/GSM 1900 Mid/Area Scan (8x10x1): Measurement grid: dx=15mm, dy=15mm
Maximum value of SAR (measured) = 0.110 W/kg

Body Bottom/GSM 1900 Mid/Zoom Scan (5x5x7)/Cube 0: Measurement grid: dx=8mm, dy=8mm, dz=5mm
Reference Value = 8.110 V/m; Power Drift = -0.19 dB
Peak SAR (extrapolated) = 0.175 W/kg
SAR(1 g) = 0.105 W/kg; SAR(10 g) = 0.060 W/kg
Maximum value of SAR (measured) = 0.115 W/kg

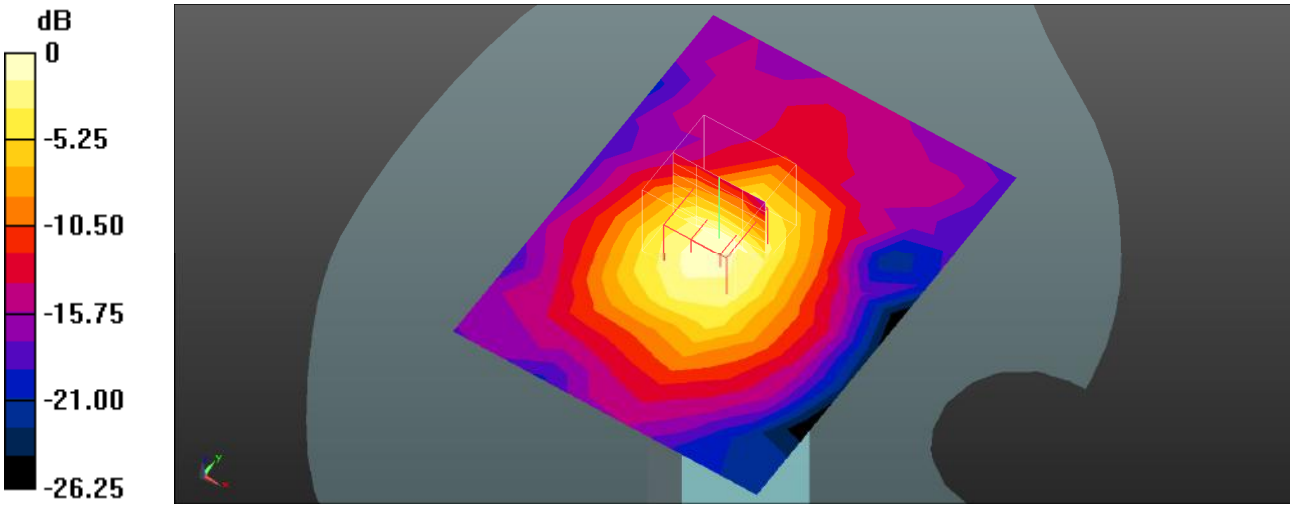

0 dB = 0.115 W/kg = -9.39 dBW/kg

Plot 21#: WCDMA Band 2_Head Left Cheek_Mid

DUT: 4G Smart Phone; Type: MAX 3 ULTRA; Serial: SZNS220812-36653E-SA-S1

Communication System: UID 0, WCDMA (0); Frequency: 1880 MHz;Duty Cycle: 1:1
Medium parameters used (interpolated): f = 1880 MHz; σ = 1.413 S/m; εr = 40.117; ρ = 1000 kg/m^3
Phantom section: Left Section

DASY5 Configuration:

- Probe: EX3DV4 - SN7441; ConvF(7.94, 7.94, 7.94) @ 1880 MHz; Calibrated: 2022/05/16
- Sensor-Surface: 4mm (Mechanical Surface Detection)
- Electronics: DAE4 Sn1211; Calibrated: 2022/03/01
- Phantom: Twin SAM; Type: QD000P40CD; Serial: 1744
- Measurement SW: DASY52, Version 52.10 (4); SEMCAD X Version 14.6.14 (7501)

Head Left Cheek/WCDMA Band 2 Mid/Area Scan (8x10x1): Measurement grid: dx=15mm, dy=15mm
Maximum value of SAR (measured) = 0.322 W/kg

Head Left Cheek/WCDMA Band 2 Mid/Zoom Scan (5x5x7)/Cube 0: Measurement grid: dx=8mm, dy=8mm, dz=5mm
Reference Value = 6.120 V/m; Power Drift = 0.13 dB
Peak SAR (extrapolated) = 0.541 W/kg
SAR(1 g) = 0.302 W/kg; SAR(10 g) = 0.163 W/kg
Maximum value of SAR (measured) = 0.541 W/kg

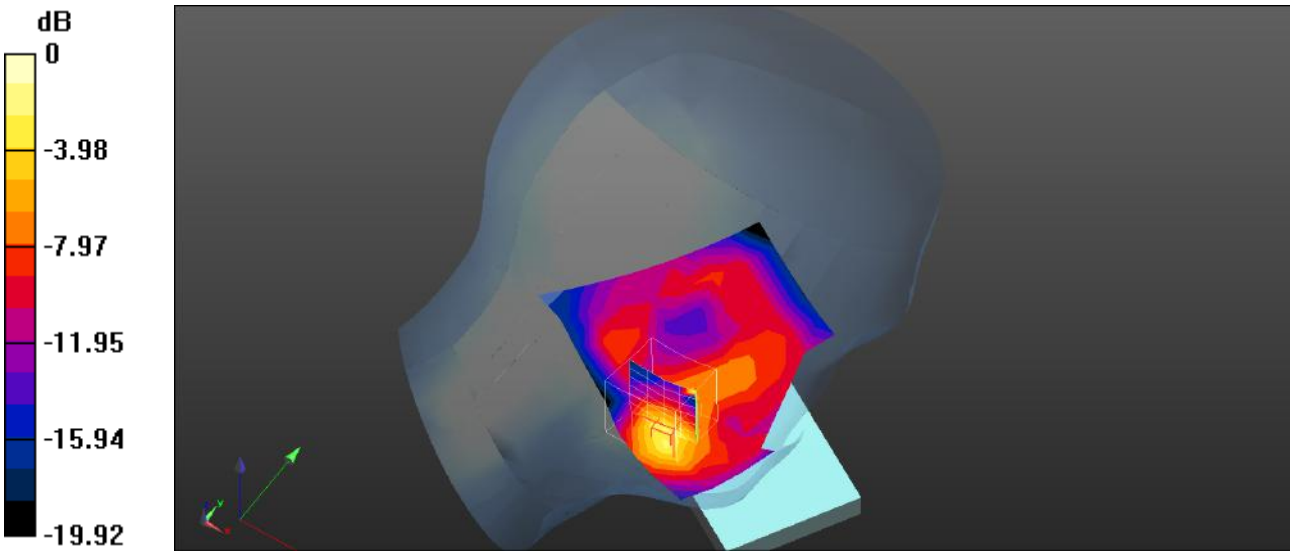

0 dB = 0.541 W/kg = -2.67 dBW/kg

Plot 22#: WCDMA Band 2_Head Left Tilt_Mid

DUT: 4G Smart Phone; Type: MAX 3 ULTRA; Serial: SZNS220812-36653E-SA-S1

Communication System: UID 0, WCDMA (0); Frequency: 1880 MHz;Duty Cycle: 1:1
Medium parameters used (interpolated): f = 1880 MHz; σ = 1.413 S/m; εr = 40.117; ρ = 1000 kg/m^3
Phantom section: Left Section

DASY5 Configuration:

- Probe: EX3DV4 - SN7441; ConvF(7.94, 7.94, 7.94) @ 1880 MHz; Calibrated: 2022/05/16
- Sensor-Surface: 4mm (Mechanical Surface Detection)
- Electronics: DAE4 Sn1211; Calibrated: 2022/03/01
- Phantom: Twin SAM; Type: QD000P40CD; Serial: 1744
- Measurement SW: DASY52, Version 52.10 (4); SEMCAD X Version 14.6.14 (7501)

Head Left Tilt/WCDMA Band 2 Mid/Area Scan (8x10x1): Measurement grid: dx=15mm, dy=15mm
Maximum value of SAR (measured) = 0.0561 W/kg

Head Left Tilt/WCDMA Band 2 Mid/Zoom Scan (5x5x7)/Cube 0: Measurement grid: dx=8mm, dy=8mm, dz=5mm
Reference Value = 6.428 V/m; Power Drift = 0.19 dB
Peak SAR (extrapolated) = 0.0840 W/kg
SAR(1 g) = 0.054 W/kg; SAR(10 g) = 0.033 W/kg
Maximum value of SAR (measured) = 0.0594 W/kg

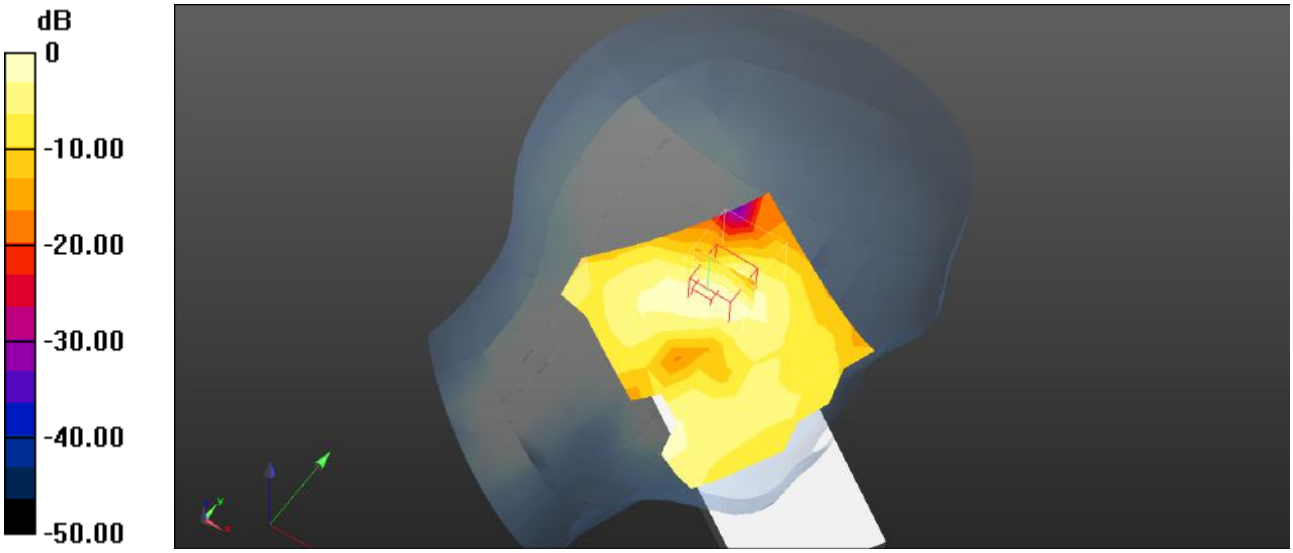

0 dB = 0.0594 W/kg = -12.26 dBW/kg

Plot 23#: WCDMA Band 2_Head Right Cheek_Mid

DUT: 4G Smart Phone; Type: MAX 3 ULTRA; Serial: SZNS220812-36653E-SA-S1

Communication System: UID 0, WCDMA (0); Frequency: 1880 MHz;Duty Cycle: 1:1
Medium parameters used (interpolated): f = 1880 MHz; σ = 1.413 S/m; εr = 40.117; ρ = 1000 kg/m^3
Phantom section: Right Section

DASY5 Configuration:

- Probe: EX3DV4 - SN7441; ConvF(7.94, 7.94, 7.94) @ 1880 MHz; Calibrated: 2022/05/16
- Sensor-Surface: 4mm (Mechanical Surface Detection)
- Electronics: DAE4 Sn1211; Calibrated: 2022/03/01
- Phantom: Twin SAM; Type: QD000P40CD; Serial: 1744
- Measurement SW: DASY52, Version 52.10 (4); SEMCAD X Version 14.6.14 (7501)

Head Right Cheek/WCDMA Band 2 Mid/Area Scan (8x10x1): Measurement grid: dx=15mm, dy=15mm
Maximum value of SAR (measured) = 0.0979 W/kg

Head Right Cheek/WCDMA Band 2 Mid/Zoom Scan (5x5x7)/Cube 0: Measurement grid: dx=8mm, dy=8mm, dz=5mm
Reference Value = 3.424 V/m; Power Drift = 0.16 dB
Peak SAR (extrapolated) = 0.112 W/kg
SAR(1 g) = 0.095 W/kg; SAR(10 g) = 0.067 W/kg
Maximum value of SAR (measured) = 0.0994 W/kg

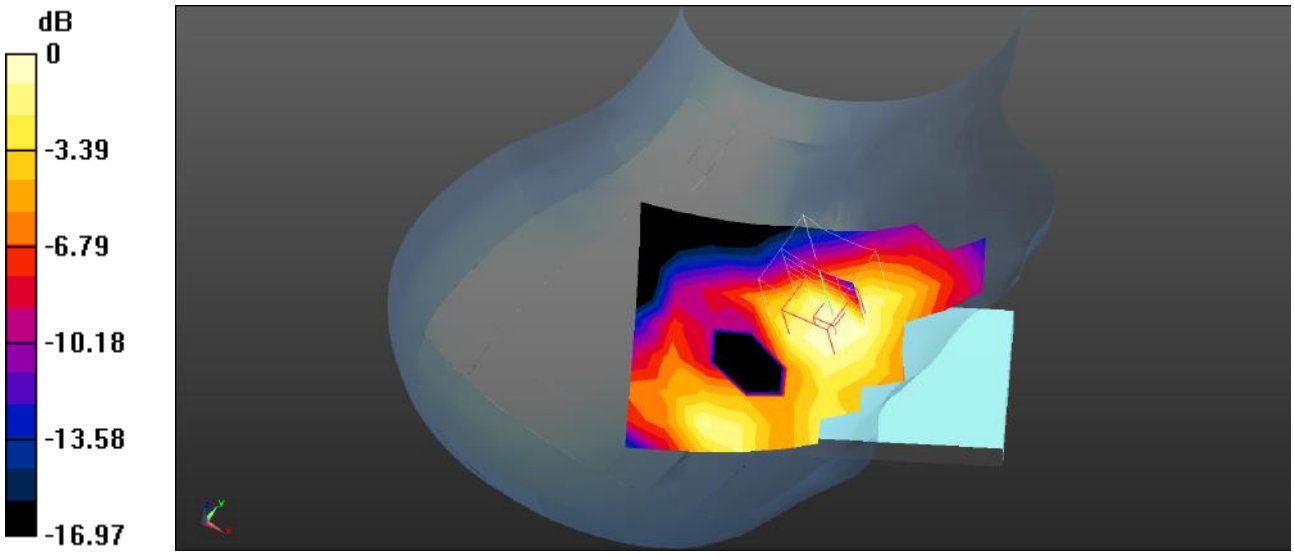

0 dB = 0.0994 W/kg = -10.03 dBW/kg

Plot 24#: WCDMA Band 2_Head Right Tilt_Mid

DUT: 4G Smart Phone; Type: MAX 3 ULTRA; Serial: SZNS220812-36653E-SA-S1

Communication System: UID 0, WCDMA (0); Frequency: 1880 MHz;Duty Cycle: 1:1
Medium parameters used (interpolated): f = 1880 MHz; σ = 1.413 S/m; εr = 40.117; ρ = 1000 kg/m^3
Phantom section: Right Section

DASY5 Configuration:

- Probe: EX3DV4 - SN7441; ConvF(7.94, 7.94, 7.94) @ 1880 MHz; Calibrated: 2022/05/16
- Sensor-Surface: 4mm (Mechanical Surface Detection)
- Electronics: DAE4 Sn1211; Calibrated: 2022/03/01
- Phantom: Twin SAM; Type: QD000P40CD; Serial: 1744
- Measurement SW: DASY52, Version 52.10 (4); SEMCAD X Version 14.6.14 (7501)

Head Right Tilt/WCDMA Band 2 Mid/Area Scan (8x10x1): Measurement grid: dx=15mm, dy=15mm
Maximum value of SAR (measured) = 0.0599 W/kg

Head Right Tilt/WCDMA Band 2 Mid/Zoom Scan (5x5x7)/Cube 0: Measurement grid: dx=8mm, dy=8mm, dz=5mm
Reference Value = 6.398 V/m; Power Drift = 0.17 dB
Peak SAR (extrapolated) = 0.0840 W/kg
SAR(1 g) = 0.055 W/kg; SAR(10 g) = 0.031 W/kg
Maximum value of SAR (measured) = 0.0628 W/kg

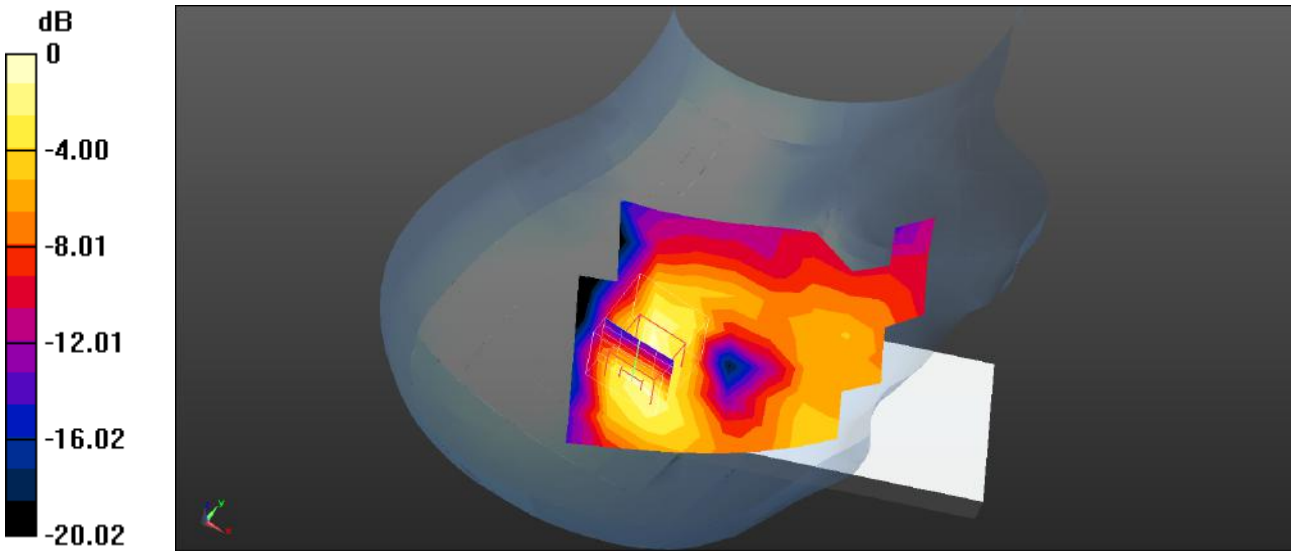

0 dB = 0.0628 W/kg = -12.02 dBW/kg

Plot 25#: WCDMA Band 2_Body Front_Mid

DUT: 4G Smart Phone; Type: MAX 3 ULTRA; Serial: SZNS220812-36653E-SA-S1

Communication System: UID 0, WCDMA (0); Frequency: 1880 MHz;Duty Cycle: 1:1
Medium parameters used (interpolated): f = 1880 MHz; σ = 1.413 S/m; εr = 40.117; ρ = 1000 kg/m^3
Phantom section: Flat Section

DASY5 Configuration:

- Probe: EX3DV4 - SN7441; ConvF(7.94, 7.94, 7.94) @ 1880 MHz; Calibrated: 2022/05/16
- Sensor-Surface: 4mm (Mechanical Surface Detection)
- Electronics: DAE4 Sn1211; Calibrated: 2022/03/01
- Phantom: Twin SAM; Type: QD000P40CD; Serial: 1744
- Measurement SW: DASY52, Version 52.10 (4); SEMCAD X Version 14.6.14 (7501)

Body Front/WCDMA Band 2 Mid/Area Scan (8x14x1): Measurement grid: dx=15mm, dy=15mm
Maximum value of SAR (measured) = 0.177 W/kg

Body Front/WCDMA Band 2 Mid/Zoom Scan (5x5x7)/Cube 0: Measurement grid: dx=8mm, dy=8mm, dz=5mm
Reference Value = 8.557 V/m; Power Drift = -0.11 dB
Peak SAR (extrapolated) = 0.271 W/kg
SAR(1 g) = 0.168 W/kg; SAR(10 g) = 0.103 W/kg
Maximum value of SAR (measured) = 0.178 W/kg

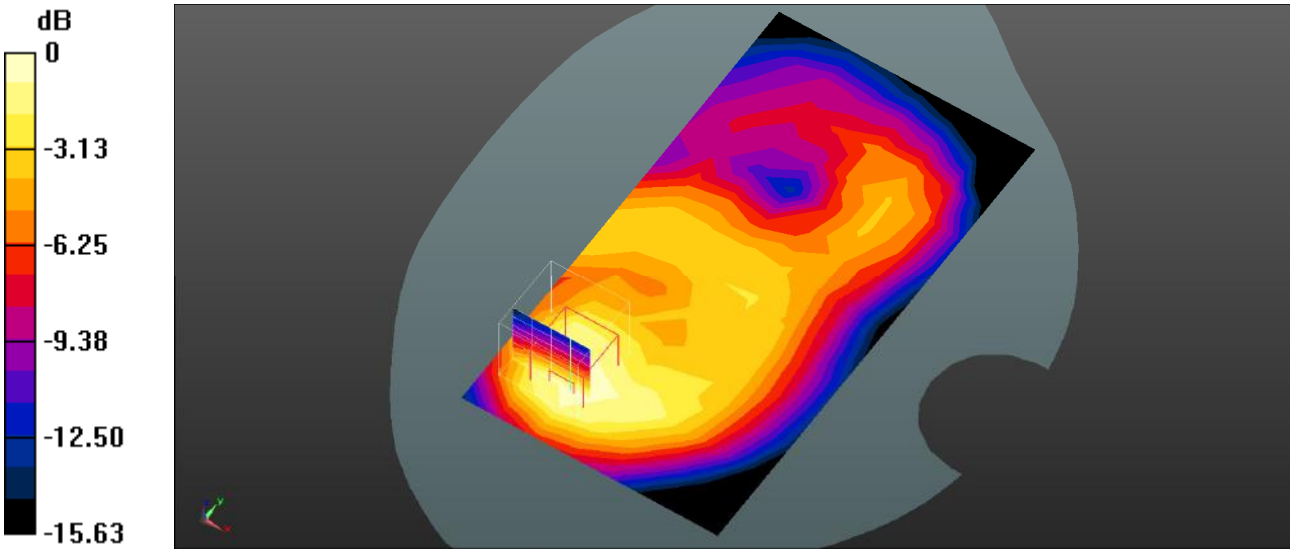

0 dB = 0.178 W/kg = -7.50 dBW/kg

Plot 26#: WCDMA Band 2_Body Back_Mid

DUT: 4G Smart Phone; Type: MAX 3 ULTRA; Serial: SZNS220812-36653E-SA-S1

Communication System: UID 0, WCDMA (0); Frequency: 1880 MHz;Duty Cycle: 1:1
Medium parameters used (interpolated): f = 1880 MHz; σ = 1.413 S/m; εr = 40.117; ρ = 1000 kg/m^3
Phantom section: Flat Section

DASY5 Configuration:

- Probe: EX3DV4 - SN7441; ConvF(7.94, 7.94, 7.94) @ 1880 MHz; Calibrated: 2022/05/16
- Sensor-Surface: 4mm (Mechanical Surface Detection)
- Electronics: DAE4 Sn1211; Calibrated: 2022/03/01
- Phantom: Twin SAM; Type: QD000P40CD; Serial: 1744
- Measurement SW: DASY52, Version 52.10 (4); SEMCAD X Version 14.6.14 (7501)

Body Back/WCDMA Band 2 Mid/Area Scan (8x14x1): Measurement grid: dx=15mm, dy=15mm
Maximum value of SAR (measured) = 0.265 W/kg

Body Back/WCDMA Band 2 Mid/Zoom Scan (5x5x7)/Cube 0: Measurement grid: dx=8mm, dy=8mm, dz=5mm
Reference Value = 9.127 V/m; Power Drift = -0.14 dB
Peak SAR (extrapolated) = 0.423 W/kg
SAR(1 g) = 0.247 W/kg; SAR(10 g) = 0.141 W/kg
Maximum value of SAR (measured) = 0.272 W/kg

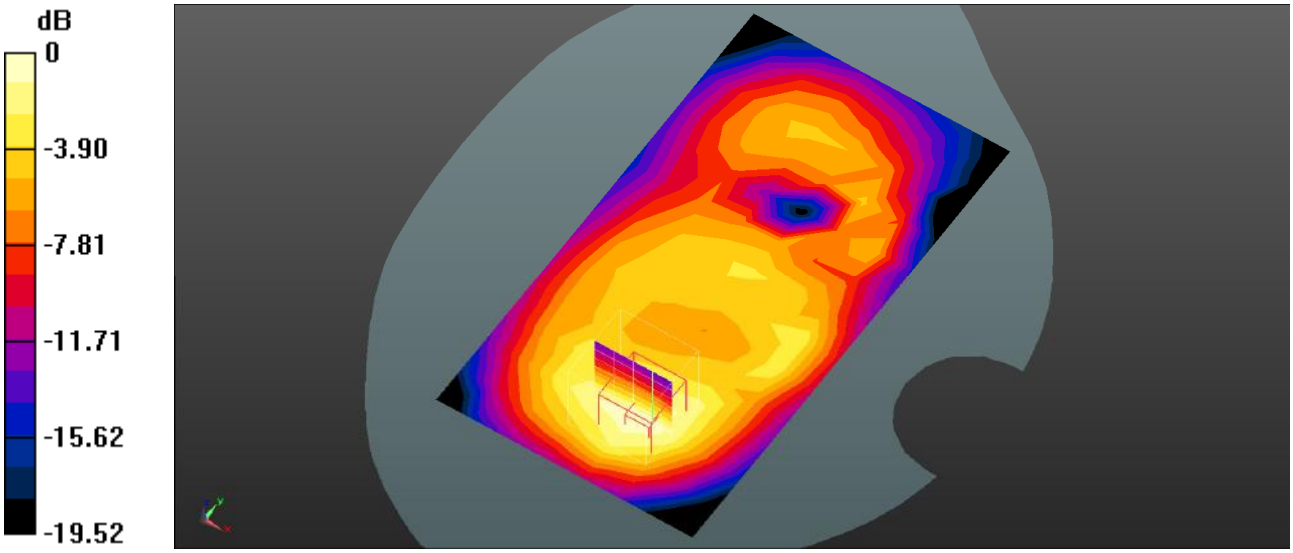

0 dB = 0.272 W/kg = -5.65 dBW/kg

Plot 27#: WCDMA Band 2_Body Left_Mid

DUT: 4G Smart Phone; Type: MAX 3 ULTRA; Serial: SZNS220812-36653E-SA-S1

Communication System: UID 0, WCDMA (0); Frequency: 1880 MHz;Duty Cycle: 1:1
Medium parameters used (interpolated): f = 1880 MHz; σ = 1.413 S/m; εr = 40.117; ρ = 1000 kg/m^3
Phantom section: Flat Section

DASY5 Configuration:

- Probe: EX3DV4 - SN7441; ConvF(7.94, 7.94, 7.94) @ 1880 MHz; Calibrated: 2022/05/16
- Sensor-Surface: 4mm (Mechanical Surface Detection)
- Electronics: DAE4 Sn1211; Calibrated: 2022/03/01
- Phantom: Twin SAM; Type: QD000P40CD; Serial: 1744
- Measurement SW: DASY52, Version 52.10 (4); SEMCAD X Version 14.6.14 (7501)

Body Left/WCDMA Band 2 Mid/Area Scan (8x14x1): Measurement grid: dx=15mm, dy=15mm
Maximum value of SAR (measured) = 0.327 W/kg

Body Left/WCDMA Band 2 Mid/Zoom Scan (5x5x7)/Cube 0: Measurement grid: dx=8mm, dy=8mm, dz=5mm
Reference Value = 11.98 V/m; Power Drift = -0.10 dB
Peak SAR (extrapolated) = 0.512 W/kg
SAR(1 g) = 0.299 W/kg; SAR(10 g) = 0.162 W/kg
Maximum value of SAR (measured) = 0.327 W/kg

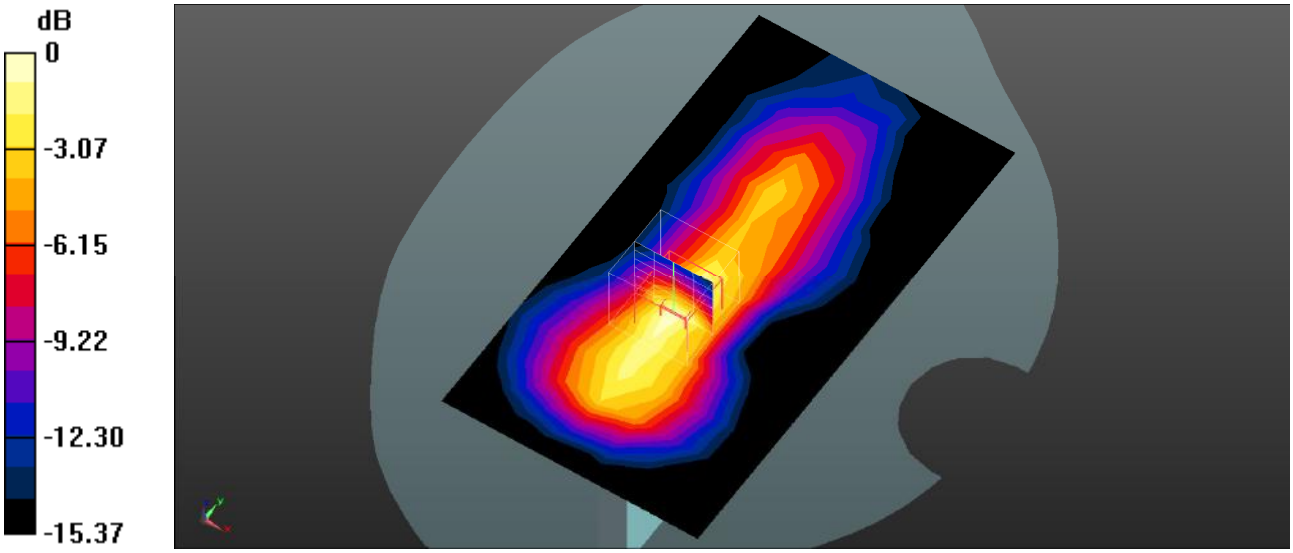

0 dB = 0.327 W/kg = -4.85 dBW/kg

Plot 28#: WCDMA Band 2_Body Right_Mid

DUT: 4G Smart Phone; Type: MAX 3 ULTRA; Serial: SZNS220812-36653E-SA-S1

Communication System: UID 0, WCDMA (0); Frequency: 1880 MHz;Duty Cycle: 1:1
Medium parameters used (interpolated): f = 1880 MHz; σ = 1.413 S/m; εr = 40.117; ρ = 1000 kg/m^3
Phantom section: Flat Section

DASY5 Configuration:

- Probe: EX3DV4 - SN7441; ConvF(7.94, 7.94, 7.94) @ 1880 MHz; Calibrated: 2022/05/16
- Sensor-Surface: 4mm (Mechanical Surface Detection)
- Electronics: DAE4 Sn1211; Calibrated: 2022/03/01
- Phantom: Twin SAM; Type: QD000P40CD; Serial: 1744
- Measurement SW: DASY52, Version 52.10 (4); SEMCAD X Version 14.6.14 (7501)

Body Right/WCDMA Band 2 Mid/Area Scan (8x14x1): Measurement grid: dx=15mm, dy=15mm
Maximum value of SAR (measured) = 0.0660 W/kg

Body Right/WCDMA Band 2 Mid/Zoom Scan (5x5x7)/Cube 0: Measurement grid: dx=8mm, dy=8mm, dz=5mm
Reference Value = 3.741 V/m; Power Drift = 0.17 dB
Peak SAR (extrapolated) = 0.0970 W/kg
SAR(1 g) = 0.065 W/kg; SAR(10 g) = 0.040 W/kg
Maximum value of SAR (measured) = 0.0699 W/kg

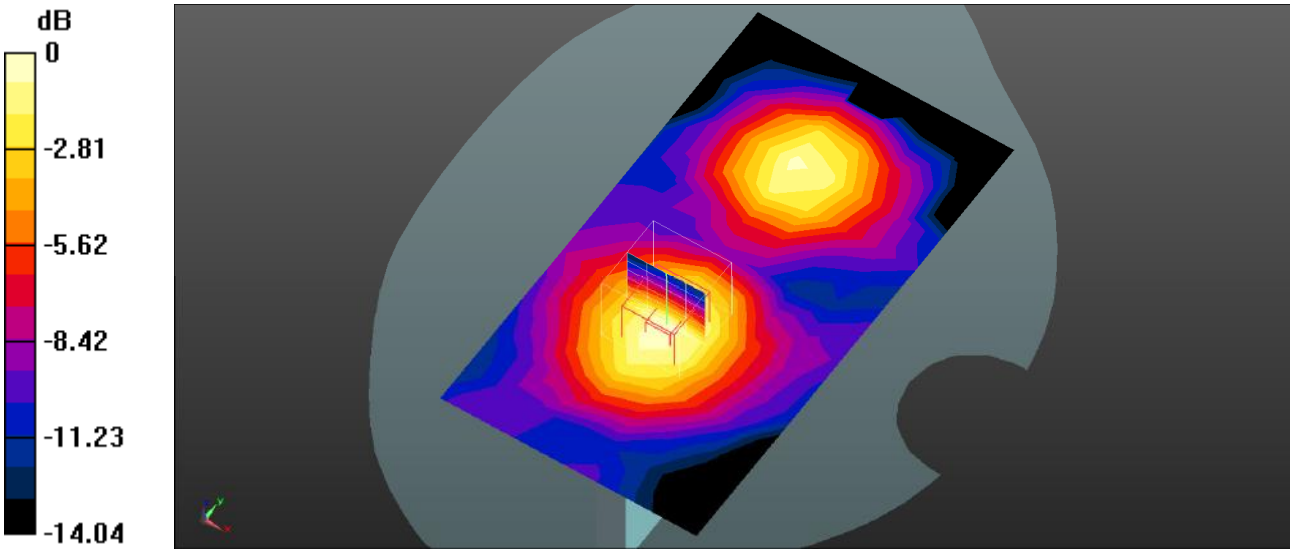

0 dB = 0.0699 W/kg = -11.56 dBW/kg

Plot 29#: WCDMA Band 2_Body Bottom_Mid

DUT: 4G Smart Phone; Type: MAX 3 ULTRA; Serial: SZNS220812-36653E-SA-S1

Communication System: UID 0, WCDMA (0); Frequency: 1880 MHz;Duty Cycle: 1:1
Medium parameters used (interpolated): f = 1880 MHz; σ = 1.413 S/m; εr = 40.117; ρ = 1000 kg/m^3
Phantom section: Flat Section

DASY5 Configuration:

- Probe: EX3DV4 - SN7441; ConvF(7.94, 7.94, 7.94) @ 1880 MHz; Calibrated: 2022/05/16
- Sensor-Surface: 4mm (Mechanical Surface Detection)
- Electronics: DAE4 Sn1211; Calibrated: 2022/03/01
- Phantom: Twin SAM; Type: QD000P40CD; Serial: 1744
- Measurement SW: DASY52, Version 52.10 (4); SEMCAD X Version 14.6.14 (7501)

Body Bottom/WCDMA Band 2 Mid/Area Scan (8x10x1): Measurement grid: dx=15mm, dy=15mm
Maximum value of SAR (measured) = 0.224 W/kg

Body Bottom/WCDMA Band 2 Mid/Zoom Scan (5x5x7)/Cube 0: Measurement grid: dx=8mm, dy=8mm, dz=5mm
Reference Value = 12.80 V/m; Power Drift = -0.18 dB
Peak SAR (extrapolated) = 0.354 W/kg
SAR(1 g) = 0.219 W/kg; SAR(10 g) = 0.125 W/kg
Maximum value of SAR (measured) = 0.241 W/kg

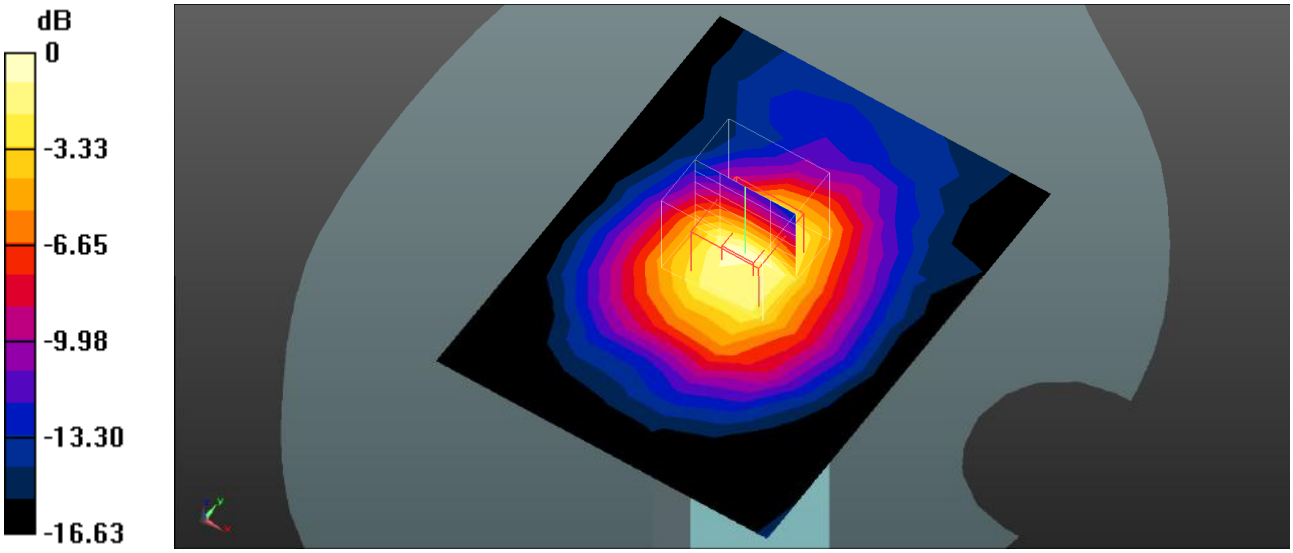

0 dB = 0.241 W/kg = -6.18 dBW/kg

Plot 30#: WCDMA Band 5_Head Left Cheek_Mid

DUT: 4G Smart Phone; Type: MAX 3 ULTRA; Serial: SZNS220812-36653E-SA-S1

Communication System: UID 0, WCDMA (0); Frequency: 836.6 MHz;Duty Cycle: 1:1
Medium parameters used (interpolated): f = 836.6 MHz; σ = 0.938 S/m; εr = 41.479; ρ = 1000 kg/m^3
Phantom section: Left Section

DASY5 Configuration:

- Probe: EX3DV4 - SN7441; ConvF(10.04, 10.04, 10.04) @ 836.6 MHz; Calibrated: 2022/05/16
- Sensor-Surface: 4mm (Mechanical Surface Detection)
- Electronics: DAE4 Sn1211; Calibrated: 2022/03/01
- Phantom: Twin SAM; Type: QD000P40CD; Serial: 1744
- Measurement SW: DASY52, Version 52.10 (4); SEMCAD X Version 14.6.14 (7501)

Head Left Cheek/WCDMA Band 5 Mid/Area Scan (8x10x1): Measurement grid: dx=15mm, dy=15mm
Maximum value of SAR (measured) = 0.0645 W/kg

Head Left Cheek/WCDMA Band 5 Mid/Zoom Scan (5x5x7)/Cube 0: Measurement grid: dx=8mm, dy=8mm, dz=5mm
Reference Value = 3.723 V/m; Power Drift = 0.17 dB
Peak SAR (extrapolated) = 0.0740 W/kg
SAR(1 g) = 0.062 W/kg; SAR(10 g) = 0.050 W/kg
Maximum value of SAR (measured) = 0.0634 W/kg

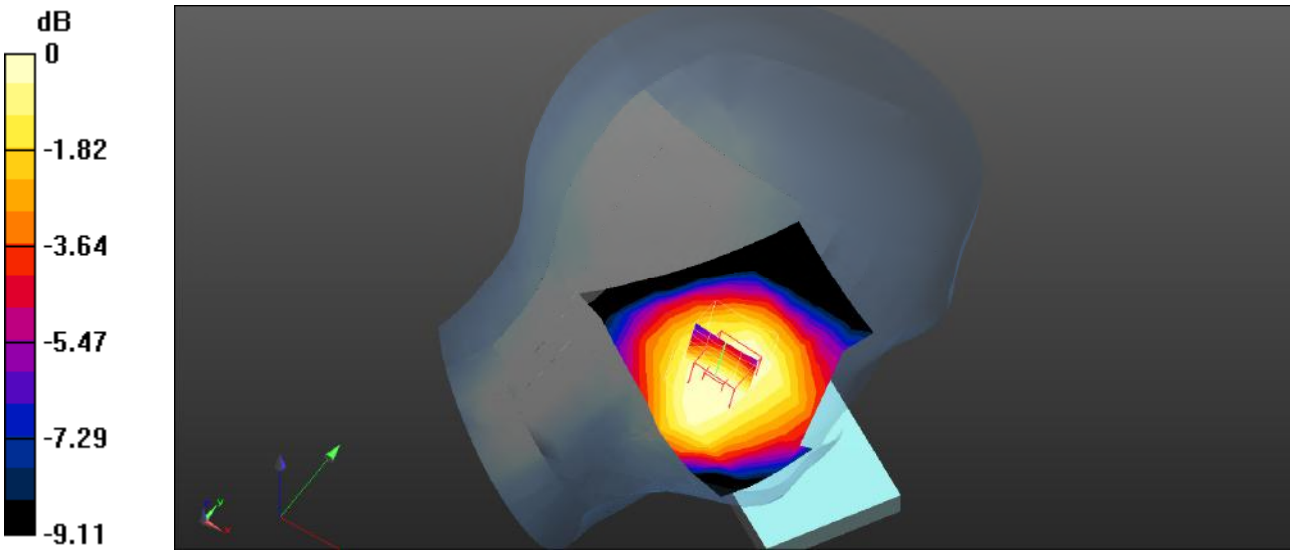

0 dB = 0.0634 W/kg = -11.98 dBW/kg

Plot 31#: WCDMA Band 5_Head Left Tilt_Mid

DUT: 4G Smart Phone; Type: MAX 3 ULTRA; Serial: SZNS220812-36653E-SA-S1

Communication System: UID 0, WCDMA (0); Frequency: 836.6 MHz;Duty Cycle: 1:1
Medium parameters used (interpolated): f = 836.6 MHz; σ = 0.938 S/m; εr = 41.479; ρ = 1000 kg/m^3
Phantom section: Left Section

DASY5 Configuration:

- Probe: EX3DV4 - SN7441; ConvF(10.04, 10.04, 10.04) @ 836.6 MHz; Calibrated: 2022/05/16
- Sensor-Surface: 4mm (Mechanical Surface Detection)
- Electronics: DAE4 Sn1211; Calibrated: 2022/03/01
- Phantom: Twin SAM; Type: QD000P40CD; Serial: 1744
- Measurement SW: DASY52, Version 52.10 (4); SEMCAD X Version 14.6.14 (7501)

Head Left Tilt/WCDMA Band 5 Mid/Area Scan (8x10x1): Measurement grid: dx=15mm, dy=15mm
Maximum value of SAR (measured) = 0.0460 W/kg

Head Left Tilt/WCDMA Band 5 Mid/Zoom Scan (5x5x7)/Cube 0: Measurement grid: dx=8mm, dy=8mm, dz=5mm
Reference Value = 4.954 V/m; Power Drift = 0.11 dB
Peak SAR (extrapolated) = 0.0530 W/kg
SAR(1 g) = 0.043 W/kg; SAR(10 g) = 0.032 W/kg
Maximum value of SAR (measured) = 0.0448 W/kg

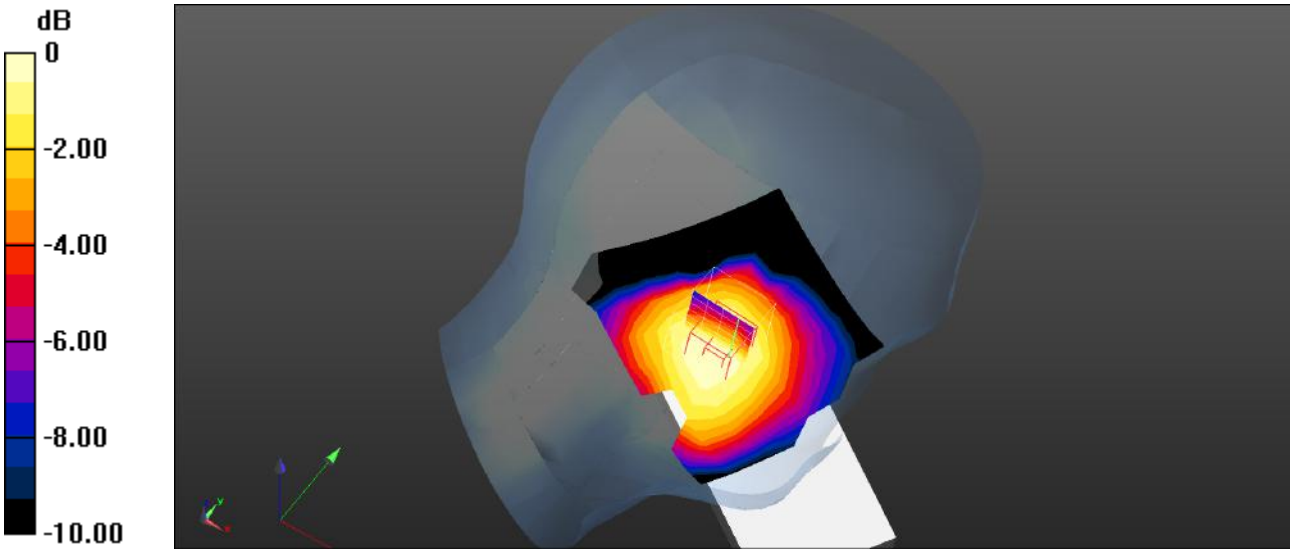

0 dB = 0.0448 W/kg = -13.49 dBW/kg

Plot 32#: WCDMA Band 5_Head Right Cheek_Mid

DUT: 4G Smart Phone; Type: MAX 3 ULTRA; Serial: SZNS220812-36653E-SA-S1

Communication System: UID 0, WCDMA (0); Frequency: 836.6 MHz;Duty Cycle: 1:1
Medium parameters used (interpolated): f = 836.6 MHz; σ = 0.938 S/m; εr = 41.479; ρ = 1000 kg/m^3
Phantom section: Right Section

DASY5 Configuration:

- Probe: EX3DV4 - SN7441; ConvF(10.04, 10.04, 10.04) @ 836.6 MHz; Calibrated: 2022/05/16
- Sensor-Surface: 4mm (Mechanical Surface Detection)
- Electronics: DAE4 Sn1211; Calibrated: 2022/03/01
- Phantom: Twin SAM; Type: QD000P40CD; Serial: 1744
- Measurement SW: DASY52, Version 52.10 (4); SEMCAD X Version 14.6.14 (7501)

Head Right Cheek/WCDMA Band 5 Mid/Area Scan (8x10x1): Measurement grid: dx=15mm, dy=15mm
Maximum value of SAR (measured) = 0.0672 W/kg

Head Right Cheek/WCDMA Band 5 Mid/Zoom Scan (5x5x7)/Cube 0: Measurement grid: dx=8mm, dy=8mm, dz=5mm
Reference Value = 2.954 V/m; Power Drift = 0.15 dB
Peak SAR (extrapolated) = 0.0770 W/kg
SAR(1 g) = 0.061 W/kg; SAR(10 g) = 0.045 W/kg
Maximum value of SAR (measured) = 0.0628 W/kg

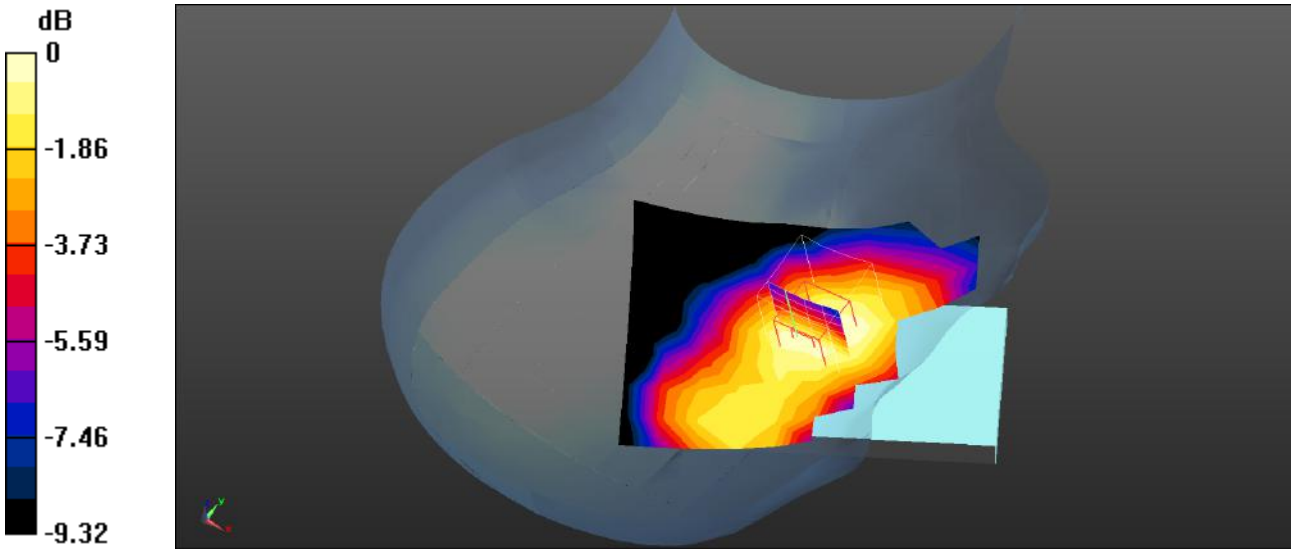

0 dB = 0.0628 W/kg = -12.02 dBW/kg

Plot 33#: WCDMA Band 5_Head Right Tilt_Mid

DUT: 4G Smart Phone; Type: MAX 3 ULTRA; Serial: SZNS220812-36653E-SA-S1

Communication System: UID 0, WCDMA (0); Frequency: 836.6 MHz;Duty Cycle: 1:1
Medium parameters used (interpolated): f = 836.6 MHz; σ = 0.938 S/m; εr = 41.479; ρ = 1000 kg/m^3
Phantom section: Right Section

DASY5 Configuration:

- Probe: EX3DV4 - SN7441; ConvF(10.04, 10.04, 10.04) @ 836.6 MHz; Calibrated: 2022/05/16
- Sensor-Surface: 4mm (Mechanical Surface Detection)
- Electronics: DAE4 Sn1211; Calibrated: 2022/03/01
- Phantom: Twin SAM; Type: QD000P40CD; Serial: 1744
- Measurement SW: DASY52, Version 52.10 (4); SEMCAD X Version 14.6.14 (7501)

Head Right Tilt/WCDMA Band 5 Mid/Area Scan (8x10x1): Measurement grid: dx=15mm, dy=15mm
Maximum value of SAR (measured) = 0.0361 W/kg

Head Right Tilt/WCDMA Band 5 Mid/Zoom Scan (5x5x7)/Cube 0: Measurement grid: dx=8mm, dy=8mm, dz=5mm
Reference Value = 4.313 V/m; Power Drift = 0.15 dB
Peak SAR (extrapolated) = 0.0440 W/kg
SAR(1 g) = 0.032 W/kg; SAR(10 g) = 0.024 W/kg
Maximum value of SAR (measured) = 0.0338 W/kg

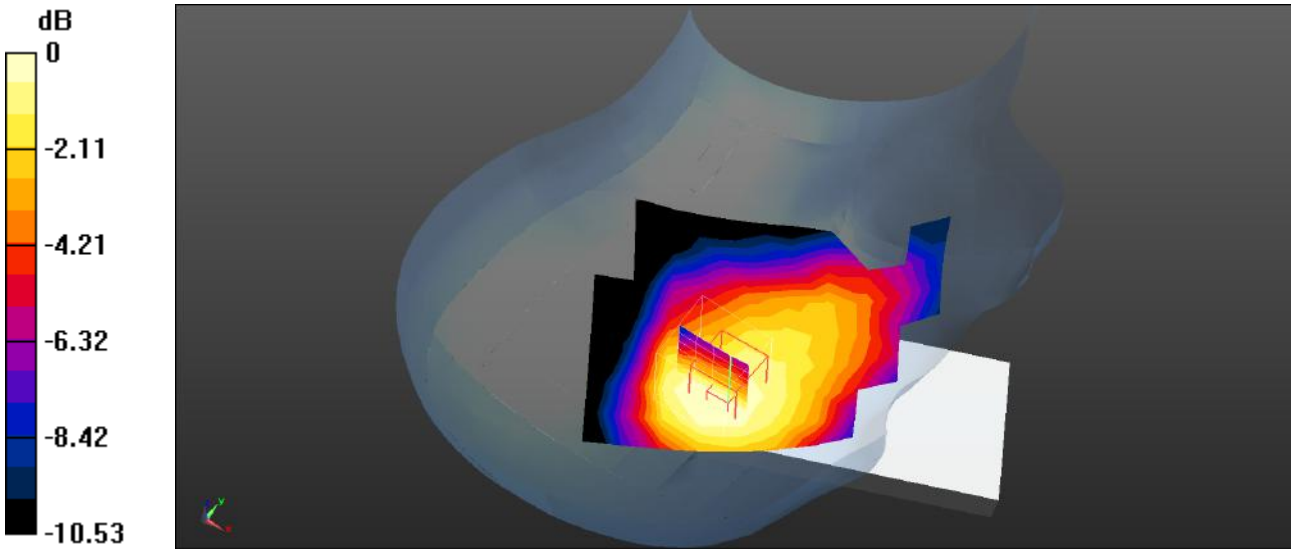

0 dB = 0.0338 W/kg = -14.71 dBW/kg

Plot 34#: WCDMA Band 5_Body Front_Mid

DUT: 4G Smart Phone; Type: MAX 3 ULTRA; Serial: SZNS220812-36653E-SA-S1

Communication System: UID 0, WCDMA (0); Frequency: 836.6 MHz;Duty Cycle: 1:1
Medium parameters used (interpolated): f = 836.6 MHz; σ = 0.938 S/m; εr = 41.479; ρ = 1000 kg/m^3
Phantom section: Flat Section

DASY5 Configuration:

- Probe: EX3DV4 - SN7441; ConvF(10.04, 10.04, 10.04) @ 836.6 MHz; Calibrated: 2022/05/16
- Sensor-Surface: 4mm (Mechanical Surface Detection)
- Electronics: DAE4 Sn1211; Calibrated: 2022/03/01
- Phantom: Twin SAM; Type: QD000P40CD; Serial: 1744
- Measurement SW: DASY52, Version 52.10 (4); SEMCAD X Version 14.6.14 (7501)

Body Front/WCDMA Band 5 Mid/Area Scan (8x14x1): Measurement grid: dx=15mm, dy=15mm
Maximum value of SAR (measured) = 0.0689 W/kg

Body Front/WCDMA Band 5 Mid/Zoom Scan (5x5x7)/Cube 0: Measurement grid: dx=8mm, dy=8mm, dz=5mm
Reference Value = 9.030 V/m; Power Drift = -0.10 dB
Peak SAR (extrapolated) = 0.0760 W/kg
SAR(1 g) = 0.061 W/kg; SAR(10 g) = 0.047 W/kg
Maximum value of SAR (measured) = 0.0642 W/kg

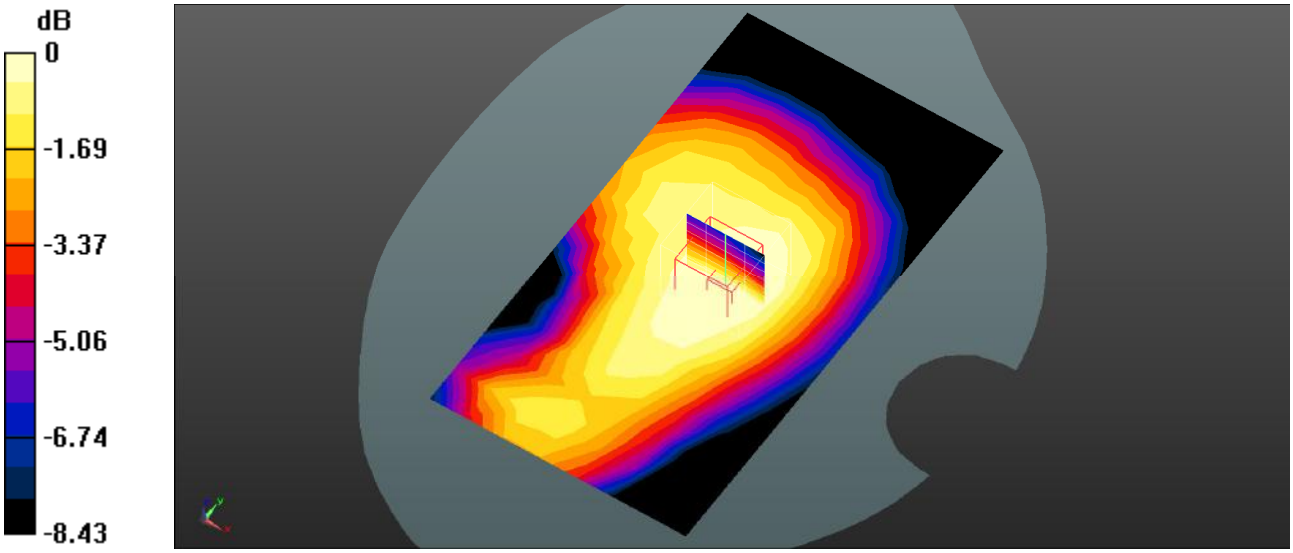

0 dB = 0.0642 W/kg = -11.92 dBW/kg

Plot 35#: WCDMA Band 5_Body Back_Mid

DUT: 4G Smart Phone; Type: MAX 3 ULTRA; Serial: SZNS220812-36653E-SA-S1

Communication System: UID 0, WCDMA (0); Frequency: 836.6 MHz;Duty Cycle: 1:1
Medium parameters used (interpolated): f = 836.6 MHz; σ = 0.938 S/m; εr = 41.479; ρ = 1000 kg/m^3
Phantom section: Flat Section

DASY5 Configuration:

- Probe: EX3DV4 - SN7441; ConvF(10.04, 10.04, 10.04) @ 836.6 MHz; Calibrated: 2022/05/16
- Sensor-Surface: 4mm (Mechanical Surface Detection)
- Electronics: DAE4 Sn1211; Calibrated: 2022/03/01
- Phantom: Twin SAM; Type: QD000P40CD; Serial: 1744
- Measurement SW: DASY52, Version 52.10 (4); SEMCAD X Version 14.6.14 (7501)

Body Back/WCDMA Band 5 Mid/Area Scan (8x14x1): Measurement grid: dx=15mm, dy=15mm
Maximum value of SAR (measured) = 0.149 W/kg

Body Back/WCDMA Band 5 Mid/Zoom Scan (5x5x7)/Cube 0: Measurement grid: dx=8mm, dy=8mm, dz=5mm
Reference Value = 9.560 V/m; Power Drift = 0.08 dB
Peak SAR (extrapolated) = 0.273 W/kg
SAR(1 g) = 0.164 W/kg; SAR(10 g) = 0.094 W/kg
Maximum value of SAR (measured) = 0.181 W/kg

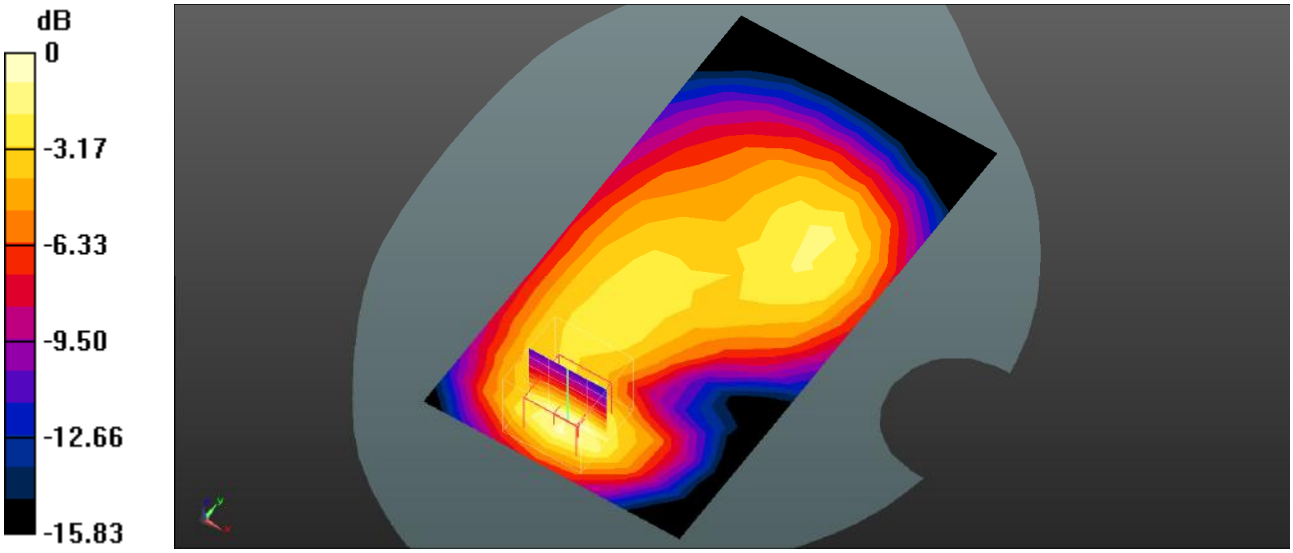

0 dB = 0.181 W/kg = -7.42 dBW/kg

Plot 36#: WCDMA Band 5_Body Left_Mid

DUT: 4G Smart Phone; Type: MAX 3 ULTRA; Serial: SZNS220812-36653E-SA-S1

Communication System: UID 0, WCDMA (0); Frequency: 836.6 MHz;Duty Cycle: 1:1
Medium parameters used (interpolated): f = 836.6 MHz; σ = 0.938 S/m; εr = 41.479; ρ = 1000 kg/m^3
Phantom section: Flat Section

DASY5 Configuration:

- Probe: EX3DV4 - SN7441; ConvF(10.04, 10.04, 10.04) @ 836.6 MHz; Calibrated: 2022/05/16
- Sensor-Surface: 4mm (Mechanical Surface Detection)
- Electronics: DAE4 Sn1211; Calibrated: 2022/03/01
- Phantom: Twin SAM; Type: QD000P40CD; Serial: 1744
- Measurement SW: DASY52, Version 52.10 (4); SEMCAD X Version 14.6.14 (7501)

Body Left/WCDMA Band 5 Mid/Area Scan (7x14x1): Measurement grid: dx=15mm, dy=15mm
Maximum value of SAR (measured) = 0.0968 W/kg

Body Left/WCDMA Band 5 Mid/Zoom Scan (5x5x7)/Cube 0: Measurement grid: dx=8mm, dy=8mm, dz=5mm
Reference Value = 9.450 V/m; Power Drift = 0.02 dB
Peak SAR (extrapolated) = 0.143 W/kg
SAR(1 g) = 0.095 W/kg; SAR(10 g) = 0.062 W/kg
Maximum value of SAR (measured) = 0.102 W/kg



0 dB = 0.102 W/kg = -9.91 dBW/kg

Plot 37#: WCDMA Band 5_Body Right_Mid

DUT: 4G Smart Phone; Type: MAX 3 ULTRA; Serial: SZNS220812-36653E-SA-S1

Communication System: UID 0, WCDMA (0); Frequency: 836.6 MHz;Duty Cycle: 1:1
Medium parameters used (interpolated): f = 836.6 MHz; σ = 0.938 S/m; εr = 41.479; ρ = 1000 kg/m^3
Phantom section: Flat Section

DASY5 Configuration:

- Probe: EX3DV4 - SN7441; ConvF(10.04, 10.04, 10.04) @ 836.6 MHz; Calibrated: 2022/05/16
- Sensor-Surface: 4mm (Mechanical Surface Detection)
- Electronics: DAE4 Sn1211; Calibrated: 2022/03/01
- Phantom: Twin SAM; Type: QD000P40CD; Serial: 1744
- Measurement SW: DASY52, Version 52.10 (4); SEMCAD X Version 14.6.14 (7501)

Body Right/WCDMA Band 5 Mid/Area Scan (7x14x1): Measurement grid: dx=15mm, dy=15mm
Maximum value of SAR (measured) = 0.0849 W/kg

Body Right/WCDMA Band 5 Mid/Zoom Scan (5x5x7)/Cube 0: Measurement grid: dx=8mm, dy=8mm, dz=5mm
Reference Value = 9.639 V/m; Power Drift = -0.19 dB
Peak SAR (extrapolated) = 0.106 W/kg
SAR(1 g) = 0.079 W/kg; SAR(10 g) = 0.056 W/kg
Maximum value of SAR (measured) = 0.0837 W/kg

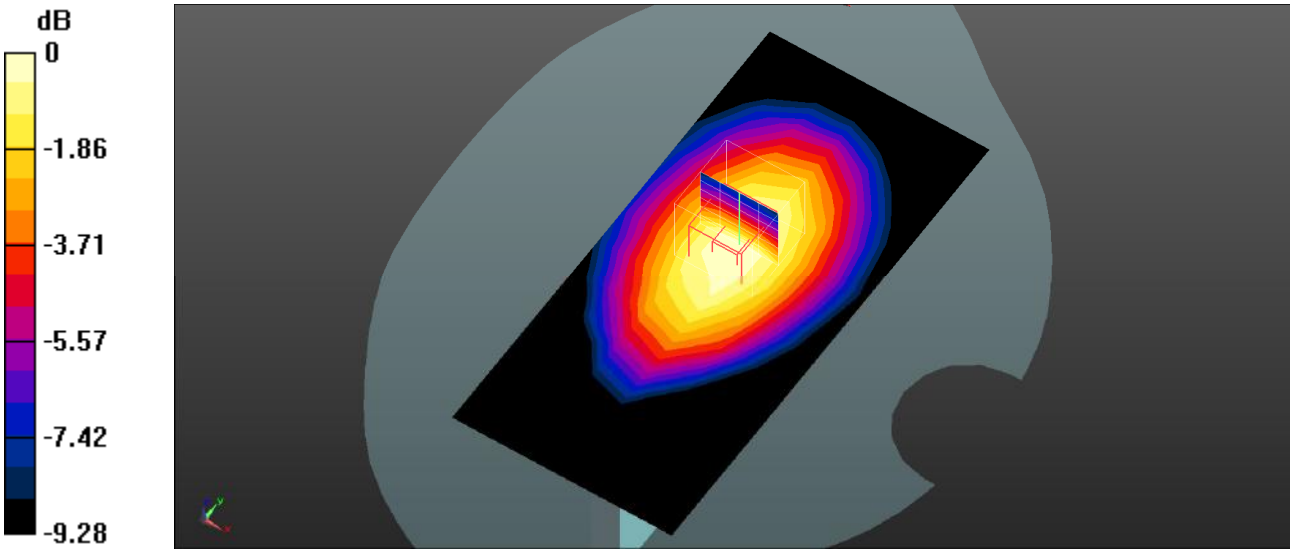

0 dB = 0.0837 W/kg = -10.77 dBW/kg

Plot 38#: WCDMA Band 5_Body Bottom_Mid

DUT: 4G Smart Phone; Type: MAX 3 ULTRA; Serial: SZNS220812-36653E-SA-S1

Communication System: UID 0, WCDMA (0); Frequency: 836.6 MHz;Duty Cycle: 1:1
Medium parameters used (interpolated): f = 836.6 MHz; σ = 0.938 S/m; εr = 41.479; ρ = 1000 kg/m^3
Phantom section: Flat Section

DASY5 Configuration:

- Probe: EX3DV4 - SN7441; ConvF(10.04, 10.04, 10.04) @ 836.6 MHz; Calibrated: 2022/05/16
- Sensor-Surface: 4mm (Mechanical Surface Detection)
- Electronics: DAE4 Sn1211; Calibrated: 2022/03/01
- Phantom: Twin SAM; Type: QD000P40CD; Serial: 1744
- Measurement SW: DASY52, Version 52.10 (4); SEMCAD X Version 14.6.14 (7501)

Body Bottom/WCDMA Band 5 Mid/Area Scan (8x10x1): Measurement grid: dx=15mm, dy=15mm
Maximum value of SAR (measured) = 0.0698 W/kg

Body Bottom/WCDMA Band 5 Mid/Zoom Scan (5x5x7)/Cube 0: Measurement grid: dx=8mm, dy=8mm, dz=5mm
Reference Value = 7.295 V/m; Power Drift = 0.20 dB
Peak SAR (extrapolated) = 0.110 W/kg
SAR(1 g) = 0.067 W/kg; SAR(10 g) = 0.038 W/kg
Maximum value of SAR (measured) = 0.0741 W/kg

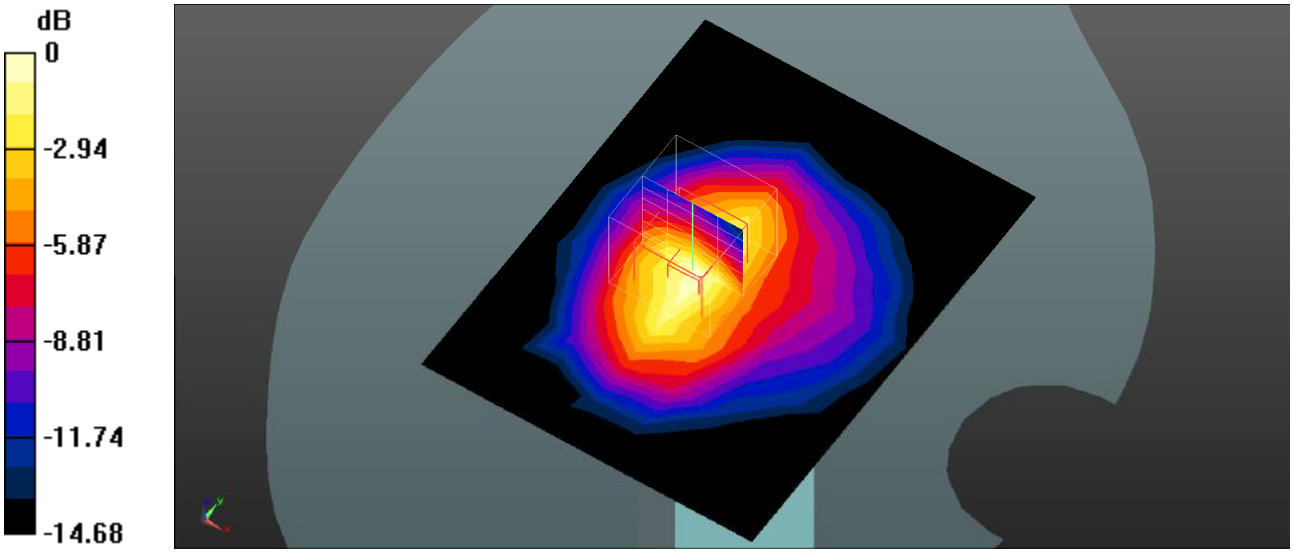

0 dB = 0.0741 W/kg = -11.30 dBW/kg

Plot 39#: LTE Band 2_1RB_Head Left Cheek_Mid

DUT: 4G Smart Phone; Type: MAX 3 ULTRA; Serial: SZNS220812-36653E-SA-S1

Communication System: UID 0, Generic FDD-LTE (0); Frequency: 1880 MHz;Duty Cycle: 1:1
Medium parameters used (interpolated): f = 1880 MHz; σ = 1.413 S/m; εr = 40.117; ρ = 1000 kg/m^3
Phantom section: Left Section

DASY5 Configuration:

- Probe: EX3DV4 - SN7441; ConvF(7.94, 7.94, 7.94) @ 1880 MHz; Calibrated: 2022/05/16
- Sensor-Surface: 4mm (Mechanical Surface Detection)
- Electronics: DAE4 Sn1211; Calibrated: 2022/03/01
- Phantom: Twin SAM; Type: QD000P40CD; Serial: 1744
- Measurement SW: DASY52, Version 52.10 (4); SEMCAD X Version 14.6.14 (7501)

Head Left Cheek/LTE Band 2 1RB Mid/Area Scan (8x10x1): Measurement grid: dx=15mm, dy=15mm
Maximum value of SAR (measured) = 0.307 W/kg

Head Left Cheek/LTE Band 2 1RB Mid/Zoom Scan (5x5x7)/Cube 0: Measurement grid: dx=8mm, dy=8mm, dz=5mm
Reference Value = 3.436 V/m; Power Drift = 0.14 dB
Peak SAR (extrapolated) = 0.460 W/kg
SAR(1 g) = 0.278 W/kg; SAR(10 g) = 0.149 W/kg
Maximum value of SAR (measured) = 0.313 W/kg



0 dB = 0.313 W/kg = -5.04 dBW/kg

Plot 40#: LTE Band 2_50%RB_Head Left Cheek_Mid

DUT: 4G Smart Phone; Type: MAX 3 ULTRA; Serial: SZNS220812-36653E-SA-S1

Communication System: UID 0, Generic FDD-LTE (0); Frequency: 1880 MHz;Duty Cycle: 1:1
Medium parameters used (interpolated): f = 1880 MHz; σ = 1.413 S/m; εr = 40.117; ρ = 1000 kg/m^3
Phantom section: Left Section

DASY5 Configuration:

- Probe: EX3DV4 - SN7441; ConvF(7.94, 7.94, 7.94) @ 1880 MHz; Calibrated: 2022/05/16
- Sensor-Surface: 4mm (Mechanical Surface Detection)
- Electronics: DAE4 Sn1211; Calibrated: 2022/03/01
- Phantom: Twin SAM; Type: QD000P40CD; Serial: 1744
- Measurement SW: DASY52, Version 52.10 (4); SEMCAD X Version 14.6.14 (7501)

Head Left Cheek/LTE Band 2 50%RB Mid/Area Scan (8x10x1): Measurement grid: dx=15mm, dy=15mm
Maximum value of SAR (measured) = 0.233 W/kg

Head Left Cheek/LTE Band 2 50%RB Mid/Zoom Scan (5x5x7)/Cube 0: Measurement grid: dx=8mm, dy=8mm, dz=5mm
Reference Value = 3.549 V/m; Power Drift = 0.18 dB
Peak SAR (extrapolated) = 0.355 W/kg
SAR(1 g) = 0.215 W/kg; SAR(10 g) = 0.115 W/kg
Maximum value of SAR (measured) = 0.244 W/kg

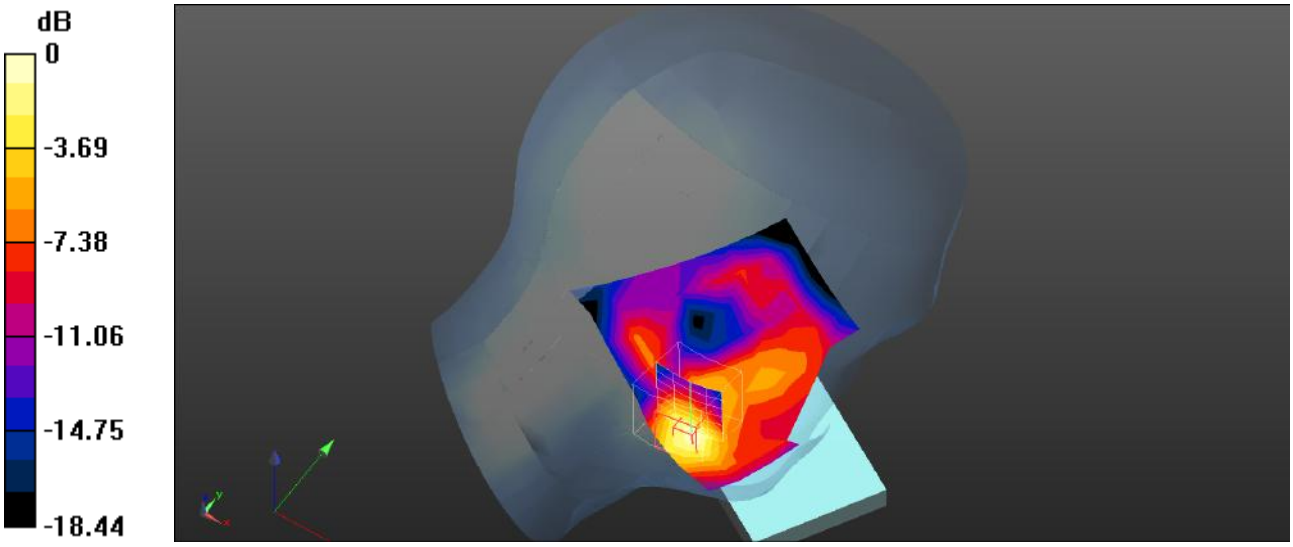

0 dB = 0.244 W/kg = -6.13 dBW/kg

Plot 41#: LTE Band 2_1RB_Head Left Tilt_Mid

DUT: 4G Smart Phone; Type: MAX 3 ULTRA; Serial: SZNS220812-36653E-SA-S1

Communication System: UID 0, Generic FDD-LTE (0); Frequency: 1880 MHz;Duty Cycle: 1:1
Medium parameters used (interpolated): f = 1880 MHz; σ = 1.413 S/m; εr = 40.117; ρ = 1000 kg/m^3
Phantom section: Left Section

DASY5 Configuration:

- Probe: EX3DV4 - SN7441; ConvF(7.94, 7.94, 7.94) @ 1880 MHz; Calibrated: 2022/05/16
- Sensor-Surface: 4mm (Mechanical Surface Detection)
- Electronics: DAE4 Sn1211; Calibrated: 2022/03/01
- Phantom: Twin SAM; Type: QD000P40CD; Serial: 1744
- Measurement SW: DASY52, Version 52.10 (4); SEMCAD X Version 14.6.14 (7501)

Head Left Tilt/LTE Band 2 1RB Mid/Area Scan (8x10x1): Measurement grid: dx=15mm, dy=15mm
Maximum value of SAR (measured) = 0.0425 W/kg

Head Left Tilt/LTE Band 2 1RB Mid/Zoom Scan (5x5x7)/Cube 0: Measurement grid: dx=8mm, dy=8mm, dz=5mm
Reference Value = 5.418 V/m; Power Drift = 0.20 dB
Peak SAR (extrapolated) = 0.0590 W/kg
SAR(1 g) = 0.034 W/kg; SAR(10 g) = 0.018 W/kg
Maximum value of SAR (measured) = 0.0377 W/kg

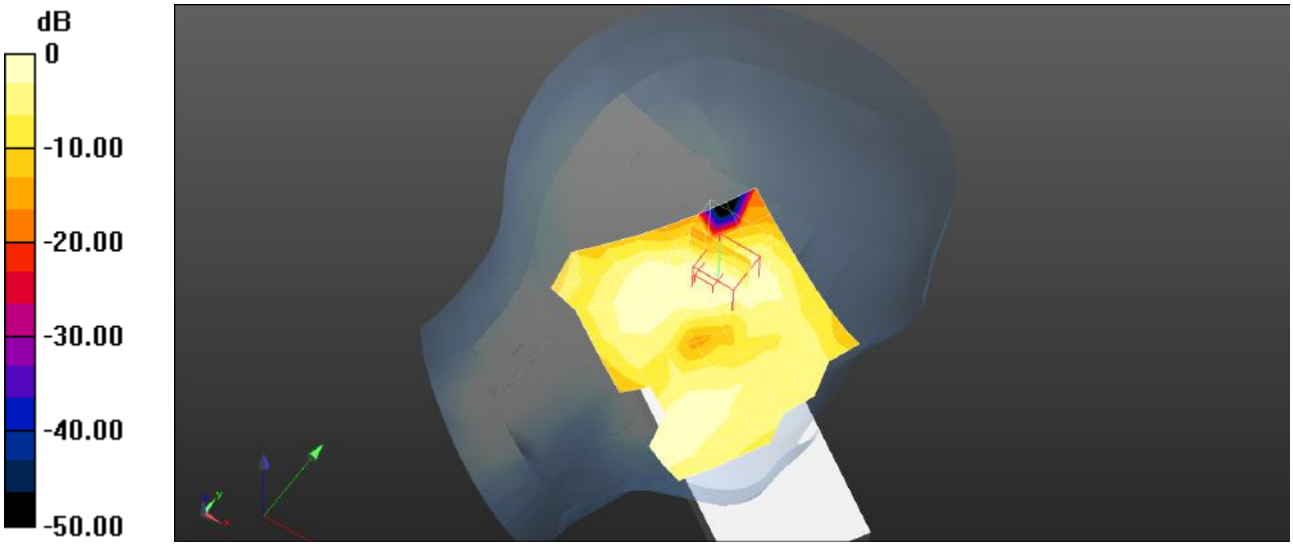

0 dB = 0.0377 W/kg = -14.24 dBW/kg

Plot 42#: LTE Band 2_50%RB_Head Left Tilt_Mid

DUT: 4G Smart Phone; Type: MAX 3 ULTRA; Serial: SZNS220812-36653E-SA-S1

Communication System: UID 0, Generic FDD-LTE (0); Frequency: 1880 MHz;Duty Cycle: 1:1
Medium parameters used (interpolated): f = 1880 MHz; σ = 1.413 S/m; εr = 40.117; ρ = 1000 kg/m^3
Phantom section: Left Section

DASY5 Configuration:

- Probe: EX3DV4 - SN7441; ConvF(7.94, 7.94, 7.94) @ 1880 MHz; Calibrated: 2022/05/16
- Sensor-Surface: 4mm (Mechanical Surface Detection)
- Electronics: DAE4 Sn1211; Calibrated: 2022/03/01
- Phantom: Twin SAM; Type: QD000P40CD; Serial: 1744
- Measurement SW: DASY52, Version 52.10 (4); SEMCAD X Version 14.6.14 (7501)

Head Left Tilt/LTE Band 2 50%RB Mid/Area Scan (8x10x1): Measurement grid: dx=15mm, dy=15mm
Maximum value of SAR (measured) = 0.0408 W/kg

Head Left Tilt/LTE Band 2 50%RB Mid/Zoom Scan (5x5x7)/Cube 0: Measurement grid: dx=8mm, dy=8mm, dz=5mm
Reference Value = 4.903 V/m; Power Drift = 0.19 dB
Peak SAR (extrapolated) = 0.0640 W/kg
SAR(1 g) = 0.036 W/kg; SAR(10 g) = 0.019 W/kg
Maximum value of SAR (measured) = 0.0381 W/kg

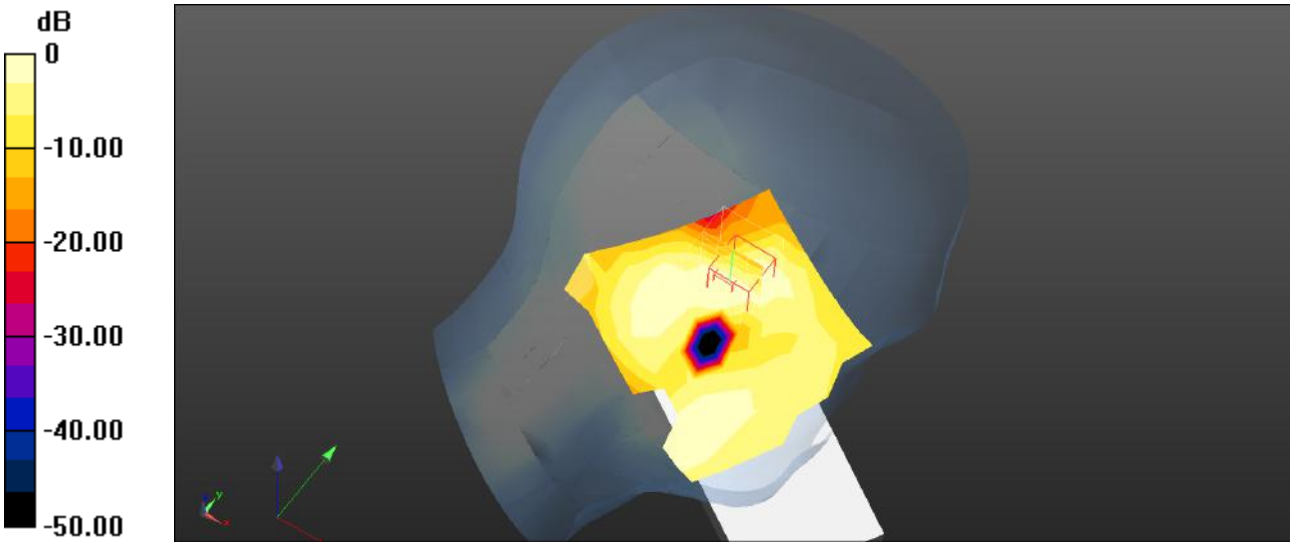

0 dB = 0.0381 W/kg = -14.19 dBW/kg

Plot 43#: LTE Band 2_1RB_Head Right Cheek_Mid

DUT: 4G Smart Phone; Type: MAX 3 ULTRA; Serial: SZNS220812-36653E-SA-S1

Communication System: UID 0, Generic FDD-LTE (0); Frequency: 1880 MHz;Duty Cycle: 1:1
Medium parameters used (interpolated): f = 1880 MHz; σ = 1.413 S/m; εr = 40.117; ρ = 1000 kg/m^3
Phantom section: Right Section

DASY5 Configuration:

- Probe: EX3DV4 - SN7441; ConvF(7.94, 7.94, 7.94) @ 1880 MHz; Calibrated: 2022/05/16
- Sensor-Surface: 4mm (Mechanical Surface Detection)
- Electronics: DAE4 Sn1211; Calibrated: 2022/03/01
- Phantom: Twin SAM; Type: QD000P40CD; Serial: 1744
- Measurement SW: DASY52, Version 52.10 (4); SEMCAD X Version 14.6.14 (7501)

Head Right Cheek/LTE Band 2 1RB Mid/Area Scan (8x10x1): Measurement grid: dx=15mm, dy=15mm
Maximum value of SAR (measured) = 0.0840 W/kg

Head Right Cheek/LTE Band 2 1RB Mid/Zoom Scan (5x5x7)/Cube 0: Measurement grid: dx=8mm, dy=8mm, dz=5mm
Reference Value = 3.794 V/m; Power Drift = 0.19 dB
Peak SAR (extrapolated) = 0.101 W/kg
SAR(1 g) = 0.083 W/kg; SAR(10 g) = 0.057 W/kg
Maximum value of SAR (measured) = 0.0857 W/kg

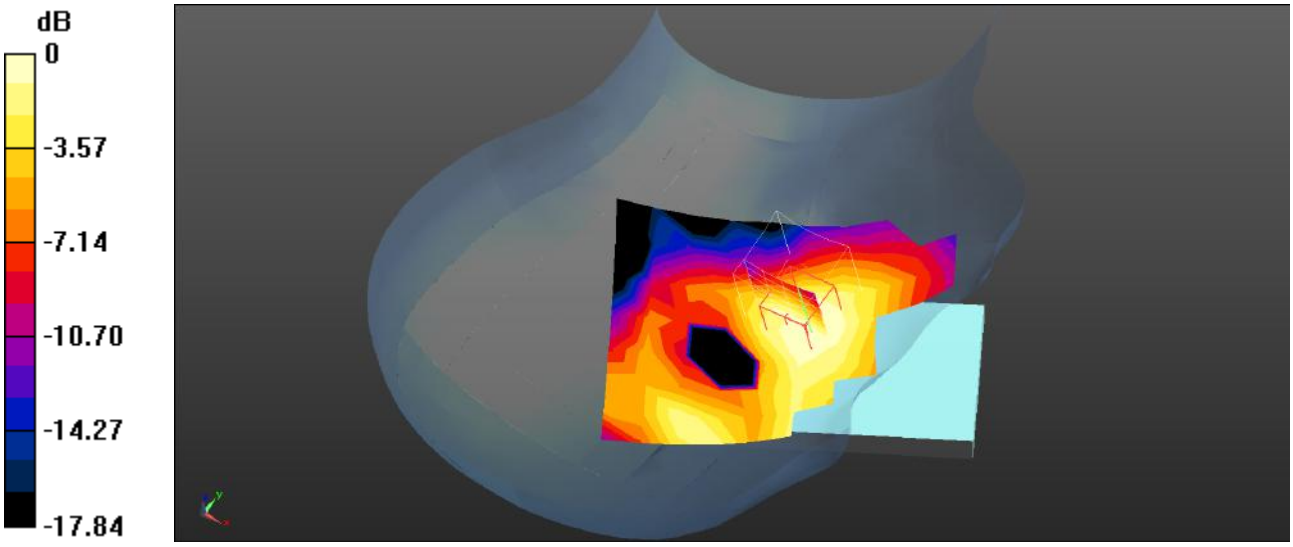

0 dB = 0.0857 W/kg = -10.67 dBW/kg

Plot 44#: LTE Band 2_50%RB_Head Right Cheek_Mid

DUT: 4G Smart Phone; Type: MAX 3 ULTRA; Serial: SZNS220812-36653E-SA-S1

Communication System: UID 0, Generic FDD-LTE (0); Frequency: 1880 MHz;Duty Cycle: 1:1
Medium parameters used (interpolated): f = 1880 MHz; σ = 1.413 S/m; εr = 40.117; ρ = 1000 kg/m^3
Phantom section: Right Section

DASY5 Configuration:

- Probe: EX3DV4 - SN7441; ConvF(7.94, 7.94, 7.94) @ 1880 MHz; Calibrated: 2022/05/16
- Sensor-Surface: 4mm (Mechanical Surface Detection)
- Electronics: DAE4 Sn1211; Calibrated: 2022/03/01
- Phantom: Twin SAM; Type: QD000P40CD; Serial: 1744
- Measurement SW: DASY52, Version 52.10 (4); SEMCAD X Version 14.6.14 (7501)

Head Right Cheek/LTE Band 2 50%RB Mid/Area Scan (8x10x1): Measurement grid: dx=15mm, dy=15mm
Maximum value of SAR (measured) = 0.0631 W/kg

Head Right Cheek/LTE Band 2 50%RB Mid/Zoom Scan (5x5x7)/Cube 0: Measurement grid: dx=8mm, dy=8mm, dz=5mm
Reference Value = 3.153 V/m; Power Drift = 0.11 dB
Peak SAR (extrapolated) = 0.0800 W/kg
SAR(1 g) = 0.059 W/kg; SAR(10 g) = 0.037 W/kg
Maximum value of SAR (measured) = 0.0652 W/kg

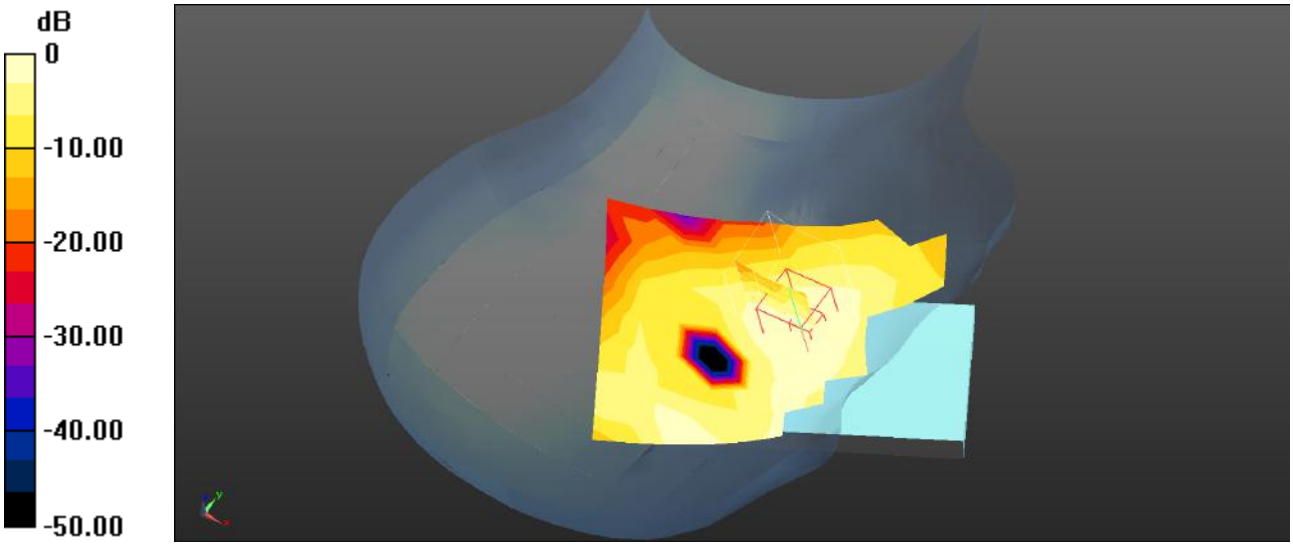

0 dB = 0.0652 W/kg = -11.86 dBW/kg

Plot 45#: LTE Band 2_1RB_Head Right Tilt_Mid

DUT: 4G Smart Phone; Type: MAX 3 ULTRA; Serial: SZNS220812-36653E-SA-S1

Communication System: UID 0, Generic FDD-LTE (0); Frequency: 1880 MHz;Duty Cycle: 1:1
Medium parameters used (interpolated): f = 1880 MHz; σ = 1.413 S/m; εr = 40.117; ρ = 1000 kg/m^3
Phantom section: Right Section

DASY5 Configuration:

- Probe: EX3DV4 - SN7441; ConvF(7.94, 7.94, 7.94) @ 1880 MHz; Calibrated: 2022/05/16
- Sensor-Surface: 4mm (Mechanical Surface Detection)
- Electronics: DAE4 Sn1211; Calibrated: 2022/03/01
- Phantom: Twin SAM; Type: QD000P40CD; Serial: 1744
- Measurement SW: DASY52, Version 52.10 (4); SEMCAD X Version 14.6.14 (7501)

Head Right Tilt/LTE Band 2 1RB Mid/Area Scan (8x10x1): Measurement grid: dx=15mm, dy=15mm
Maximum value of SAR (measured) = 0.0626 W/kg

Head Right Tilt/LTE Band 2 1RB Mid/Zoom Scan (5x5x7)/Cube 0: Measurement grid: dx=8mm, dy=8mm, dz=5mm
Reference Value = 6.038 V/m; Power Drift = 0.17 dB
Peak SAR (extrapolated) = 0.100 W/kg
SAR(1 g) = 0.053 W/kg; SAR(10 g) = 0.029 W/kg
Maximum value of SAR (measured) = 0.0660 W/kg

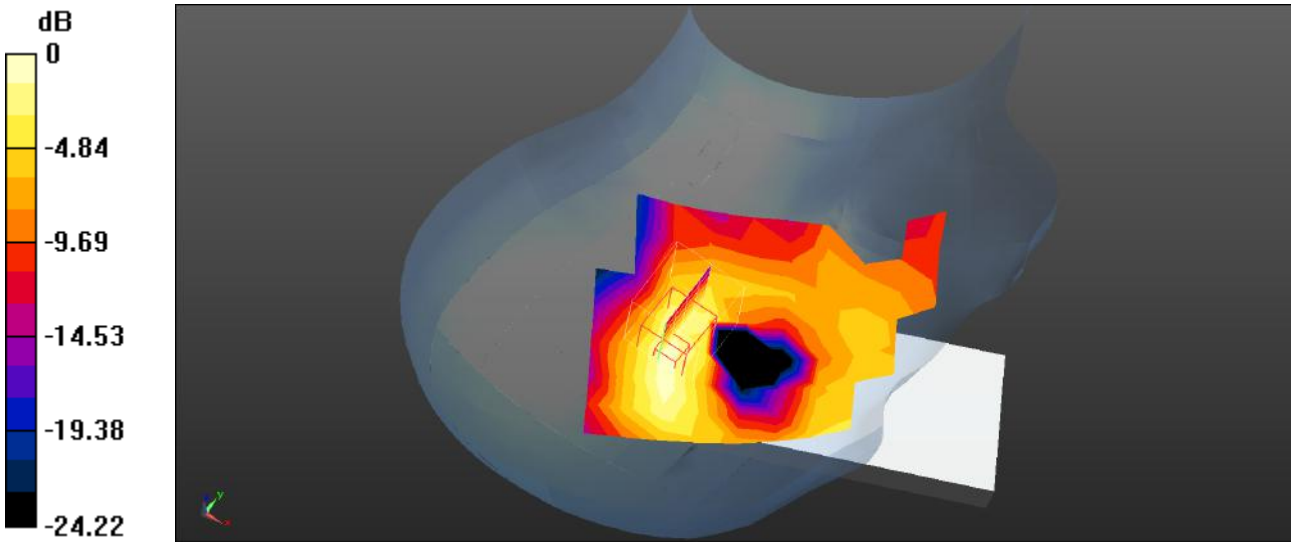

0 dB = 0.0660 W/kg = -11.80 dBW/kg

Plot 46#: LTE Band 2_50%RB_Head Right Tilt_Mid

DUT: 4G Smart Phone; Type: MAX 3 ULTRA; Serial: SZNS220812-36653E-SA-S1

Communication System: UID 0, Generic FDD-LTE (0); Frequency: 1880 MHz;Duty Cycle: 1:1
Medium parameters used (interpolated): f = 1880 MHz; σ = 1.413 S/m; εr = 40.117; ρ = 1000 kg/m^3
Phantom section: Right Section

DASY5 Configuration:

- Probe: EX3DV4 - SN7441; ConvF(7.94, 7.94, 7.94) @ 1880 MHz; Calibrated: 2022/05/16
- Sensor-Surface: 4mm (Mechanical Surface Detection)
- Electronics: DAE4 Sn1211; Calibrated: 2022/03/01
- Phantom: Twin SAM; Type: QD000P40CD; Serial: 1744
- Measurement SW: DASY52, Version 52.10 (4); SEMCAD X Version 14.6.14 (7501)

Head Right Tilt/LTE Band 2 50%RB Mid/Area Scan (8x10x1): Measurement grid: dx=15mm, dy=15mm
Maximum value of SAR (measured) = 0.0469 W/kg

Head Right Tilt/LTE Band 2 50%RB Mid/Zoom Scan (5x5x7)/Cube 0: Measurement grid: dx=8mm, dy=8mm, dz=5mm
Reference Value = 5.289 V/m; Power Drift = 0.01 dB
Peak SAR (extrapolated) = 0.0830 W/kg
SAR(1 g) = 0.044 W/kg; SAR(10 g) = 0.023 W/kg
Maximum value of SAR (measured) = 0.0491 W/kg

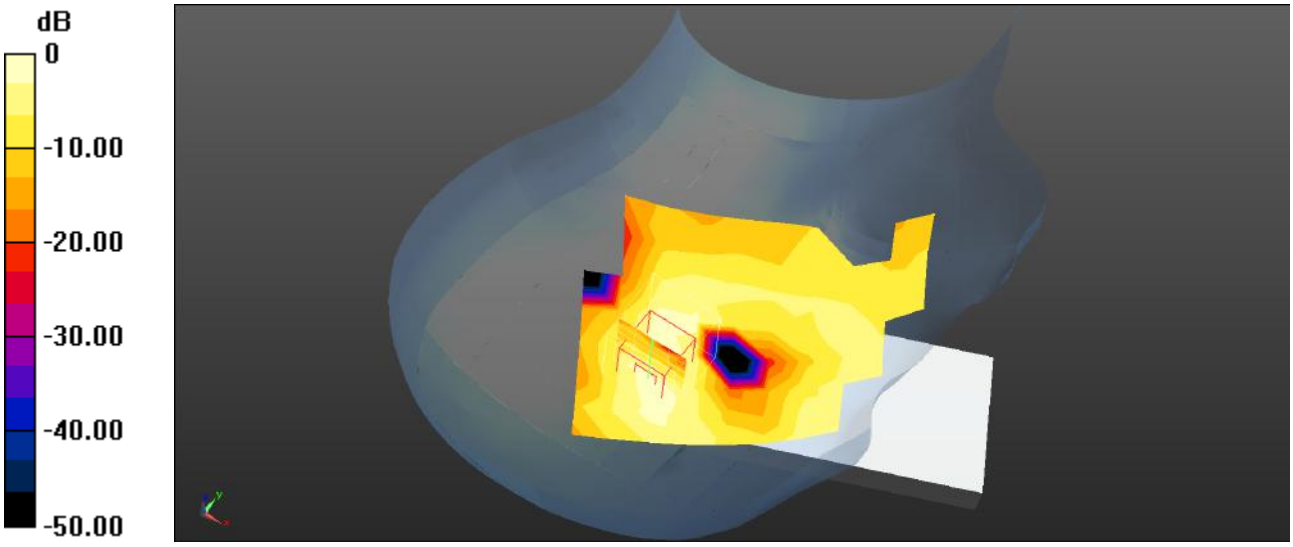

0 dB = 0.0491 W/kg = -13.09 dBW/kg

Plot 47#: LTE Band 2_1RB_Body Front_Mid

DUT: 4G Smart Phone; Type: MAX 3 ULTRA; Serial: SZNS220812-36653E-SA-S1

Communication System: UID 0, Generic FDD-LTE (0); Frequency: 1880 MHz;Duty Cycle: 1:1
Medium parameters used (interpolated): f = 1880 MHz; σ = 1.413 S/m; εr = 40.117; ρ = 1000 kg/m^3
Phantom section: Flat Section

DASY5 Configuration:

- Probe: EX3DV4 - SN7441; ConvF(7.94, 7.94, 7.94) @ 1880 MHz; Calibrated: 2022/05/16
- Sensor-Surface: 4mm (Mechanical Surface Detection)
- Electronics: DAE4 Sn1211; Calibrated: 2022/03/01
- Phantom: Twin SAM; Type: QD000P40CD; Serial: 1744
- Measurement SW: DASY52, Version 52.10 (4); SEMCAD X Version 14.6.14 (7501)

Body Front/LTE Band 2 1RB Mid/Area Scan (8x14x1): Measurement grid: dx=15mm, dy=15mm
Maximum value of SAR (measured) = 0.232 W/kg

Body Front/LTE Band 2 1RB Mid/Zoom Scan (5x5x7)/Cube 0: Measurement grid: dx=8mm, dy=8mm, dz=5mm
Reference Value = 8.025 V/m; Power Drift = -0.14 dB
Peak SAR (extrapolated) = 0.380 W/kg
SAR(1 g) = 0.217 W/kg; SAR(10 g) = 0.128 W/kg
Maximum value of SAR (measured) = 0.235 W/kg

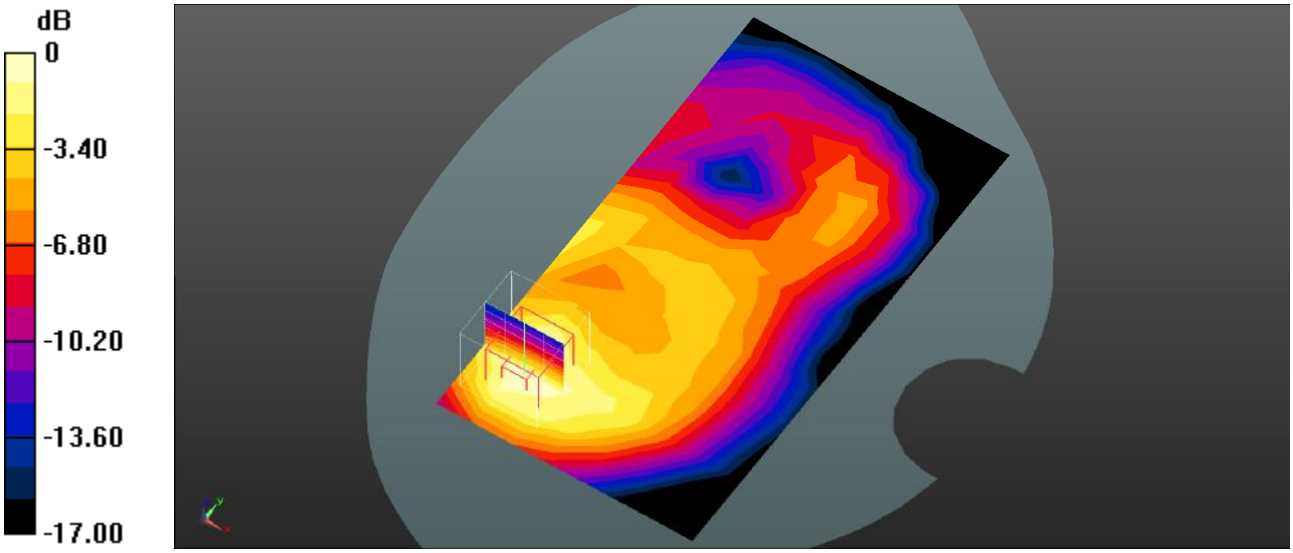

0 dB = 0.235 W/kg = -6.29 dBW/kg

Plot 48#: LTE Band 2_50%RB_Body Front_Mid

DUT: 4G Smart Phone; Type: MAX 3 ULTRA; Serial: SZNS220812-36653E-SA-S1

Communication System: UID 0, Generic FDD-LTE (0); Frequency: 1880 MHz;Duty Cycle: 1:1
Medium parameters used (interpolated): f = 1880 MHz; σ = 1.413 S/m; εr = 40.117; ρ = 1000 kg/m^3
Phantom section: Flat Section

DASY5 Configuration:

- Probe: EX3DV4 - SN7441; ConvF(7.94, 7.94, 7.94) @ 1880 MHz; Calibrated: 2022/05/16
- Sensor-Surface: 4mm (Mechanical Surface Detection)
- Electronics: DAE4 Sn1211; Calibrated: 2022/03/01
- Phantom: Twin SAM; Type: QD000P40CD; Serial: 1744
- Measurement SW: DASY52, Version 52.10 (4); SEMCAD X Version 14.6.14 (7501)

Body Front/LTE Band 2 50%RB Mid/Area Scan (8x14x1): Measurement grid: dx=15mm, dy=15mm
Maximum value of SAR (measured) = 0.178 W/kg

Body Front/LTE Band 2 50%RB Mid/Zoom Scan (5x5x7)/Cube 0: Measurement grid: dx=8mm, dy=8mm, dz=5mm
Reference Value = 6.810 V/m; Power Drift = 0.18 dB
Peak SAR (extrapolated) = 0.292 W/kg
SAR(1 g) = 0.167 W/kg; SAR(10 g) = 0.099 W/kg
Maximum value of SAR (measured) = 0.181 W/kg

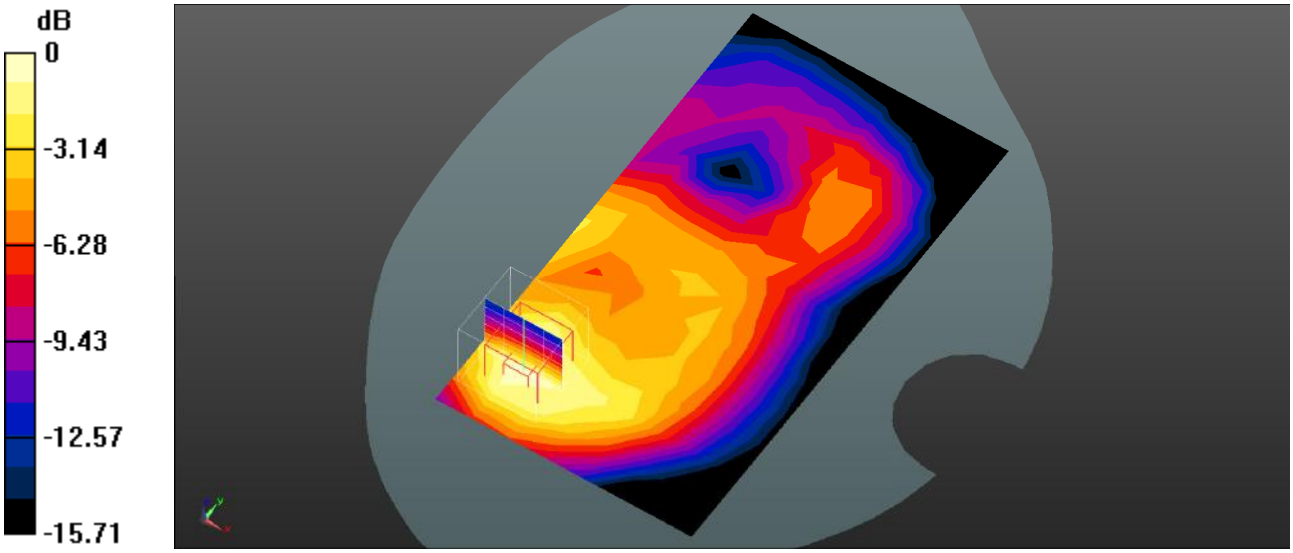

0 dB = 0.181 W/kg = -7.42 dBW/kg

Plot 49#: LTE Band 2_1RB_Body Back_Mid

DUT: 4G Smart Phone; Type: MAX 3 ULTRA; Serial: SZNS220812-36653E-SA-S1

Communication System: UID 0, Generic FDD-LTE (0); Frequency: 1880 MHz;Duty Cycle: 1:1
Medium parameters used (interpolated): f = 1880 MHz; σ = 1.413 S/m; εr = 40.117; ρ = 1000 kg/m^3
Phantom section: Flat Section

DASY5 Configuration:

- Probe: EX3DV4 - SN7441; ConvF(7.94, 7.94, 7.94) @ 1880 MHz; Calibrated: 2022/05/16
- Sensor-Surface: 4mm (Mechanical Surface Detection)
- Electronics: DAE4 Sn1211; Calibrated: 2022/03/01
- Phantom: Twin SAM; Type: QD000P40CD; Serial: 1744
- Measurement SW: DASY52, Version 52.10 (4); SEMCAD X Version 14.6.14 (7501)

Body Back/LTE Band 2 1RB Mid/Area Scan (8x14x1): Measurement grid: dx=15mm, dy=15mm
Maximum value of SAR (measured) = 0.336 W/kg

Body Back/LTE Band 2 1RB Mid/Zoom Scan (5x5x7)/Cube 0: Measurement grid: dx=8mm, dy=8mm, dz=5mm
Reference Value = 9.467 V/m; Power Drift = 0.03 dB
Peak SAR (extrapolated) = 0.543 W/kg
SAR(1 g) = 0.299 W/kg; SAR(10 g) = 0.167 W/kg
Maximum value of SAR (measured) = 0.318 W/kg

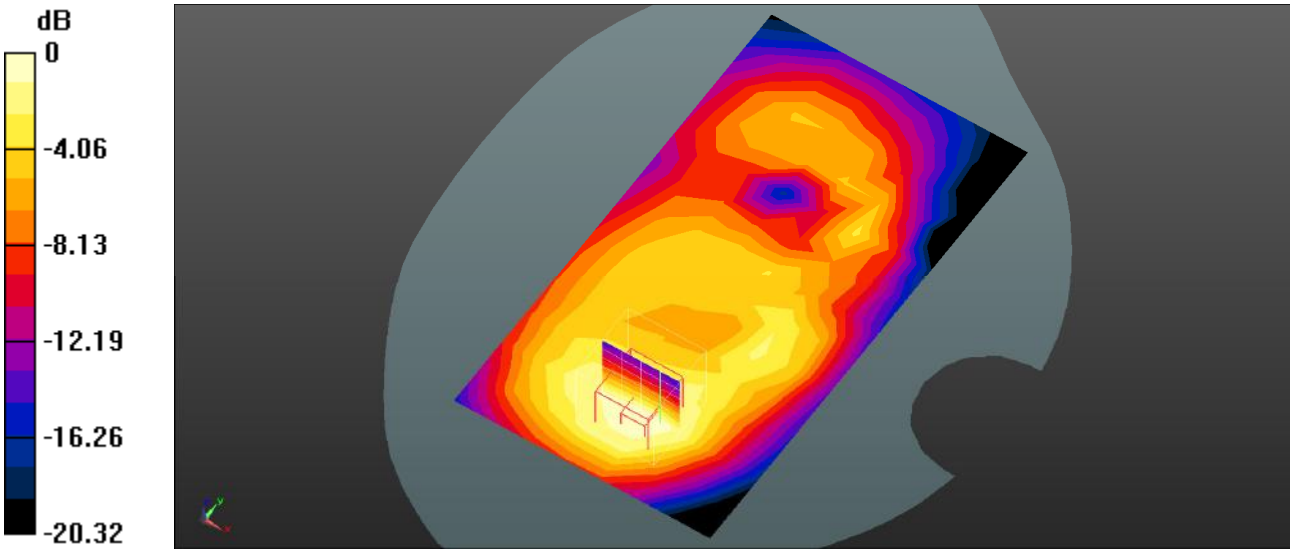

0 dB = 0.318 W/kg = -4.98 dBW/kg

Plot 50#: LTE Band 2_50%RB_Body Back_Mid

DUT: 4G Smart Phone; Type: MAX 3 ULTRA; Serial: SZNS220812-36653E-SA-S1

Communication System: UID 0, Generic FDD-LTE (0); Frequency: 1880 MHz;Duty Cycle: 1:1
Medium parameters used (interpolated): f = 1880 MHz; σ = 1.413 S/m; εr = 40.117; ρ = 1000 kg/m^3
Phantom section: Flat Section

DASY5 Configuration:

- Probe: EX3DV4 - SN7441; ConvF(7.94, 7.94, 7.94) @ 1880 MHz; Calibrated: 2022/05/16
- Sensor-Surface: 4mm (Mechanical Surface Detection)
- Electronics: DAE4 Sn1211; Calibrated: 2022/03/01
- Phantom: Twin SAM; Type: QD000P40CD; Serial: 1744
- Measurement SW: DASY52, Version 52.10 (4); SEMCAD X Version 14.6.14 (7501)

Body Back/LTE Band 2 50%RB Mid/Area Scan (8x14x1): Measurement grid: dx=15mm, dy=15mm
Maximum value of SAR (measured) = 0.265 W/kg

Body Back/LTE Band 2 50%RB Mid/Zoom Scan (5x5x7)/Cube 0: Measurement grid: dx=8mm, dy=8mm, dz=5mm
Reference Value = 8.469 V/m; Power Drift = -0.07 dB
Peak SAR (extrapolated) = 0.415 W/kg
SAR(1 g) = 0.231 W/kg; SAR(10 g) = 0.130 W/kg
Maximum value of SAR (measured) = 0.247 W/kg

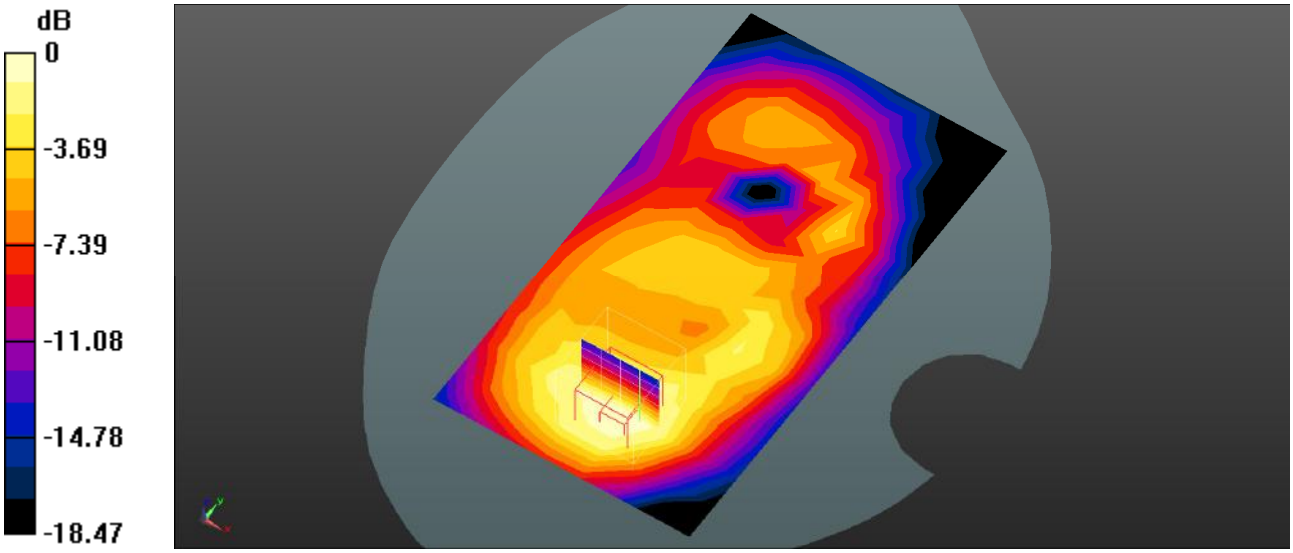

0 dB = 0.247 W/kg = -6.07 dBW/kg

Plot 51#: LTE Band 2_1RB_Body Left_Mid

DUT: 4G Smart Phone; Type: MAX 3 ULTRA; Serial: SZNS220812-36653E-SA-S1

Communication System: UID 0, Generic FDD-LTE (0); Frequency: 1880 MHz;Duty Cycle: 1:1
Medium parameters used (interpolated): f = 1880 MHz; σ = 1.413 S/m; εr = 40.117; ρ = 1000 kg/m^3
Phantom section: Flat Section

DASY5 Configuration:

- Probe: EX3DV4 - SN7441; ConvF(7.94, 7.94, 7.94) @ 1880 MHz; Calibrated: 2022/05/16
- Sensor-Surface: 4mm (Mechanical Surface Detection)
- Electronics: DAE4 Sn1211; Calibrated: 2022/03/01
- Phantom: Twin SAM; Type: QD000P40CD; Serial: 1744
- Measurement SW: DASY52, Version 52.10 (4); SEMCAD X Version 14.6.14 (7501)

Body Left/LTE Band 2 1RB Mid/Area Scan (7x14x1): Measurement grid: dx=15mm, dy=15mm
Maximum value of SAR (measured) = 0.320 W/kg

Body Left/LTE Band 2 1RB Mid/Zoom Scan (5x5x7)/Cube 0: Measurement grid: dx=8mm, dy=8mm, dz=5mm
Reference Value = 12.78 V/m; Power Drift = -0.06 dB
Peak SAR (extrapolated) = 0.582 W/kg
SAR(1 g) = 0.329 W/kg; SAR(10 g) = 0.179 W/kg
Maximum value of SAR (measured) = 0.365 W/kg

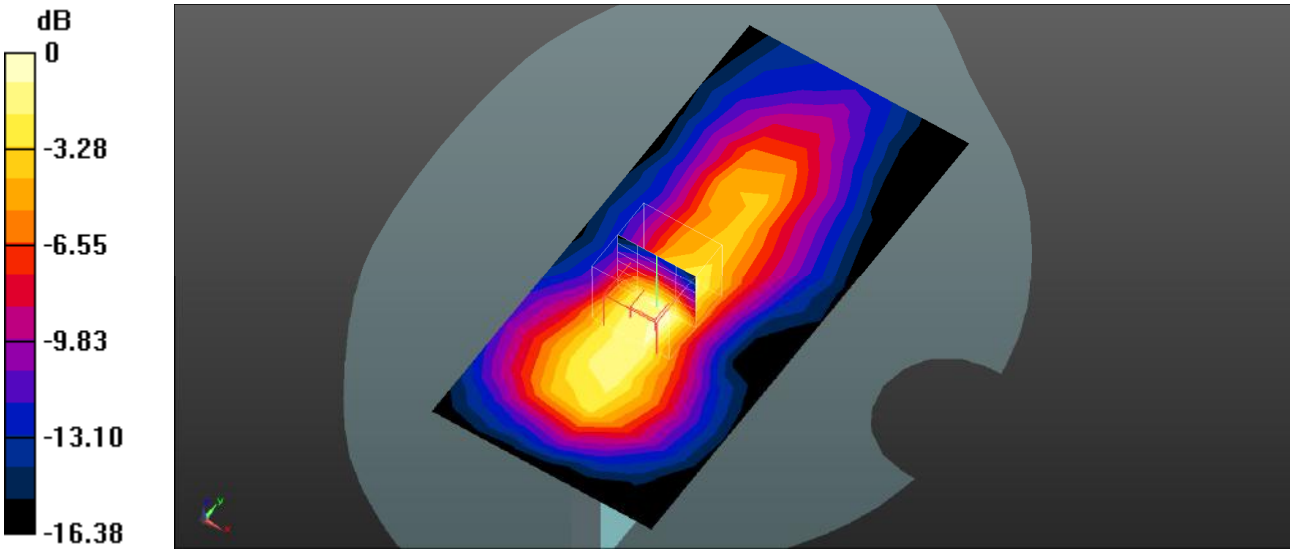

0 dB = 0.365 W/kg = -4.38 dBW/kg

Plot 52#: LTE Band 2_50%RB_Body Left_Mid

DUT: 4G Smart Phone; Type: MAX 3 ULTRA; Serial: SZNS220812-36653E-SA-S1

Communication System: UID 0, Generic FDD-LTE (0); Frequency: 1880 MHz;Duty Cycle: 1:1
Medium parameters used (interpolated): f = 1880 MHz; σ = 1.413 S/m; εr = 40.117; ρ = 1000 kg/m^3
Phantom section: Flat Section

DASY5 Configuration:

- Probe: EX3DV4 - SN7441; ConvF(7.94, 7.94, 7.94) @ 1880 MHz; Calibrated: 2022/05/16
- Sensor-Surface: 4mm (Mechanical Surface Detection)
- Electronics: DAE4 Sn1211; Calibrated: 2022/03/01
- Phantom: Twin SAM; Type: QD000P40CD; Serial: 1744
- Measurement SW: DASY52, Version 52.10 (4); SEMCAD X Version 14.6.14 (7501)

Body Left/LTE Band 2 50%RB Mid/Area Scan (7x14x1): Measurement grid: dx=15mm, dy=15mm
Maximum value of SAR (measured) = 0.249 W/kg

Body Left/LTE Band 2 50%RB Mid/Zoom Scan (5x5x7)/Cube 0: Measurement grid: dx=8mm, dy=8mm, dz=5mm
Reference Value = 11.11 V/m; Power Drift = -0.18 dB
Peak SAR (extrapolated) = 0.372 W/kg
SAR(1 g) = 0.232 W/kg; SAR(10 g) = 0.130 W/kg
Maximum value of SAR (measured) = 0.253 W/kg

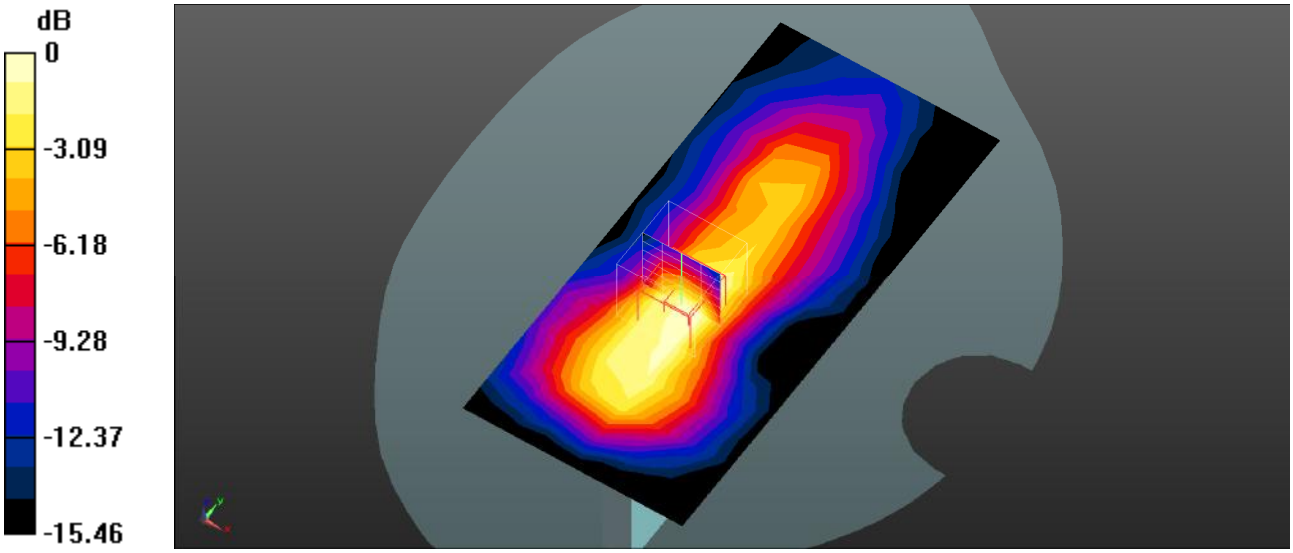

0 dB = 0.253 W/kg = -5.97 dBW/kg

Plot 53#: LTE Band 2_1RB_Body Right_Mid

DUT: 4G Smart Phone; Type: MAX 3 ULTRA; Serial: SZNS220812-36653E-SA-S1

Communication System: UID 0, Generic FDD-LTE (0); Frequency: 1880 MHz;Duty Cycle: 1:1
Medium parameters used (interpolated): f = 1880 MHz; σ = 1.413 S/m; εr = 40.117; ρ = 1000 kg/m^3
Phantom section: Flat Section

DASY5 Configuration:

- Probe: EX3DV4 - SN7441; ConvF(7.94, 7.94, 7.94) @ 1880 MHz; Calibrated: 2022/05/16
- Sensor-Surface: 4mm (Mechanical Surface Detection)
- Electronics: DAE4 Sn1211; Calibrated: 2022/03/01
- Phantom: Twin SAM; Type: QD000P40CD; Serial: 1744
- Measurement SW: DASY52, Version 52.10 (4); SEMCAD X Version 14.6.14 (7501)

Body Right/LTE Band 2 1RB Mid/Area Scan (7x14x1): Measurement grid: dx=15mm, dy=15mm
Maximum value of SAR (measured) = 0.0636 W/kg

Body Right/LTE Band 2 1RB Mid/Zoom Scan (5x5x7)/Cube 0: Measurement grid: dx=8mm, dy=8mm, dz=5mm
Reference Value = 2.360 V/m; Power Drift = 0.17 dB
Peak SAR (extrapolated) = 0.0810 W/kg
SAR(1 g) = 0.058 W/kg; SAR(10 g) = 0.037 W/kg
Maximum value of SAR (measured) = 0.0620 W/kg

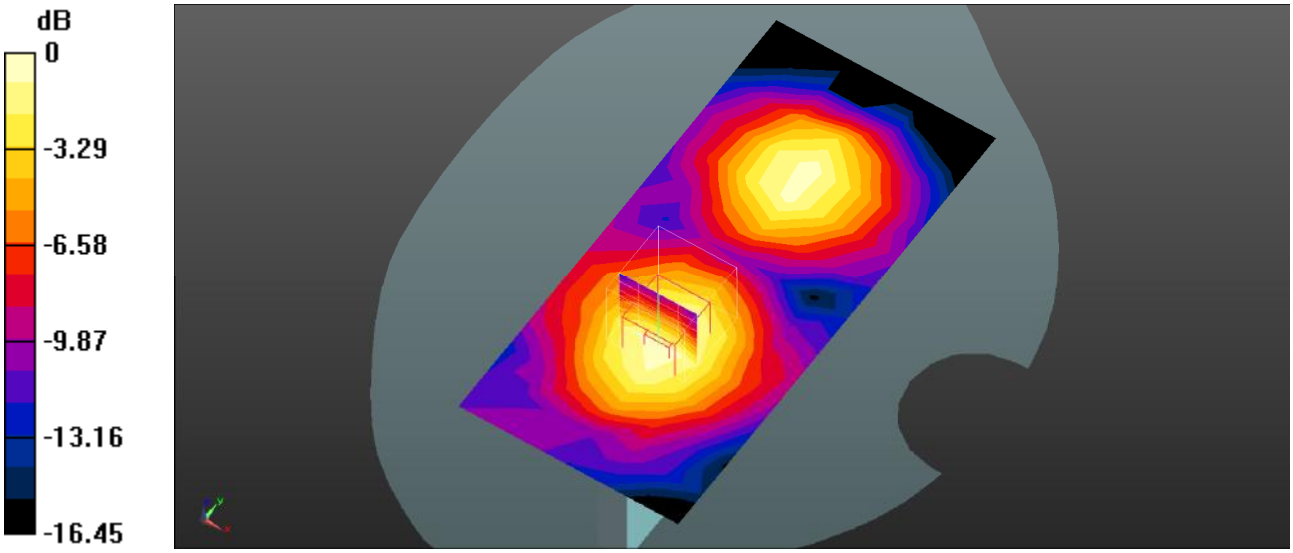

0 dB = 0.0620 W/kg = -12.08 dBW/kg

Plot 54#: LTE Band 2_50%RB_Body Right_Mid

DUT: 4G Smart Phone; Type: MAX 3 ULTRA; Serial: SZNS220812-36653E-SA-S1

Communication System: UID 0, Generic FDD-LTE (0); Frequency: 1880 MHz;Duty Cycle: 1:1
Medium parameters used (interpolated): f = 1880 MHz; σ = 1.413 S/m; εr = 40.117; ρ = 1000 kg/m^3
Phantom section: Flat Section

DASY5 Configuration:

- Probe: EX3DV4 - SN7441; ConvF(7.94, 7.94, 7.94) @ 1880 MHz; Calibrated: 2022/05/16
- Sensor-Surface: 4mm (Mechanical Surface Detection)
- Electronics: DAE4 Sn1211; Calibrated: 2022/03/01
- Phantom: Twin SAM; Type: QD000P40CD; Serial: 1744
- Measurement SW: DASY52, Version 52.10 (4); SEMCAD X Version 14.6.14 (7501)

Body Right/LTE Band 2 50%RB Mid/Area Scan (7x14x1): Measurement grid: dx=15mm, dy=15mm
Maximum value of SAR (measured) = 0.0492 W/kg

Body Right/LTE Band 2 50%RB Mid/Zoom Scan (5x5x7)/Cube 0: Measurement grid: dx=8mm, dy=8mm, dz=5mm
Reference Value = 2.158 V/m; Power Drift = -0.14 dB
Peak SAR (extrapolated) = 0.0660 W/kg
SAR(1 g) = 0.045 W/kg; SAR(10 g) = 0.029 W/kg
Maximum value of SAR (measured) = 0.0485 W/kg

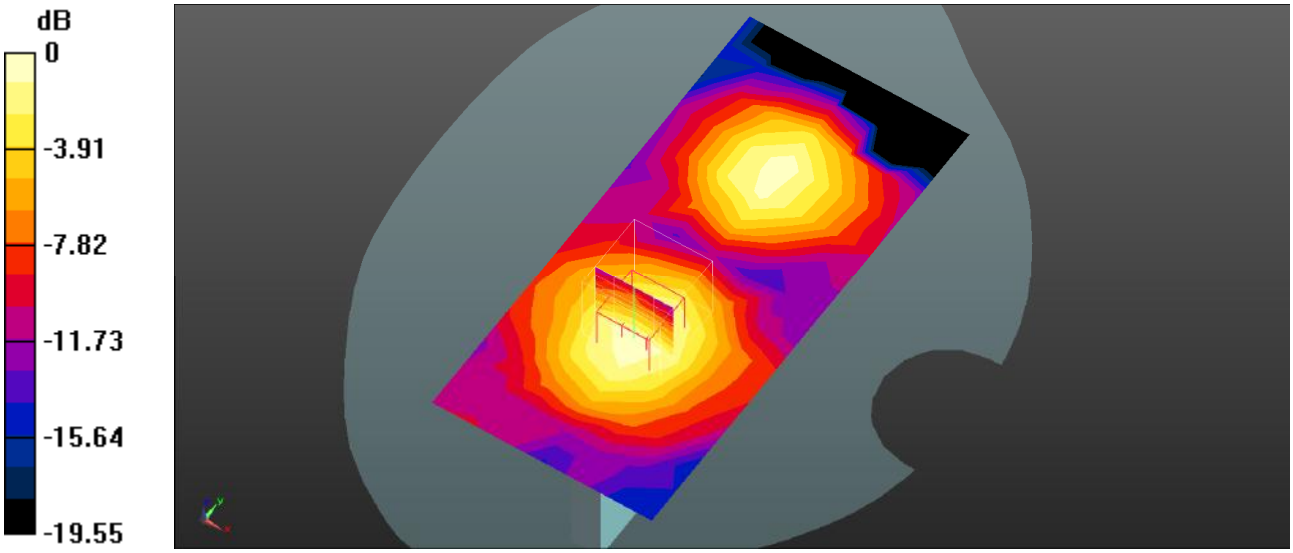

0 dB = 0.0485 W/kg = -13.14 dBW/kg

Plot 55#: LTE Band 2_1RB_Body Bottom_Mid

DUT: 4G Smart Phone; Type: MAX 3 ULTRA; Serial: SZNS220812-36653E-SA-S1

Communication System: UID 0, Generic FDD-LTE (0); Frequency: 1880 MHz;Duty Cycle: 1:1
Medium parameters used (interpolated): f = 1880 MHz; σ = 1.413 S/m; εr = 40.117; ρ = 1000 kg/m^3
Phantom section: Flat Section

DASY5 Configuration:

- Probe: EX3DV4 - SN7441; ConvF(7.94, 7.94, 7.94) @ 1880 MHz; Calibrated: 2022/05/16
- Sensor-Surface: 4mm (Mechanical Surface Detection)
- Electronics: DAE4 Sn1211; Calibrated: 2022/03/01
- Phantom: Twin SAM; Type: QD000P40CD; Serial: 1744
- Measurement SW: DASY52, Version 52.10 (4); SEMCAD X Version 14.6.14 (7501)

Body Bottom/LTE Band 2 1RB Mid/Area Scan (8x10x1): Measurement grid: dx=15mm, dy=15mm
Maximum value of SAR (measured) = 0.195 W/kg

Body Bottom/LTE Band 2 1RB Mid/Zoom Scan (5x5x7)/Cube 0: Measurement grid: dx=8mm, dy=8mm, dz=5mm
Reference Value = 12.34 V/m; Power Drift = -0.20 dB
Peak SAR (extrapolated) = 0.322 W/kg
SAR(1 g) = 0.213 W/kg; SAR(10 g) = 0.128 W/kg
Maximum value of SAR (measured) = 0.233 W/kg

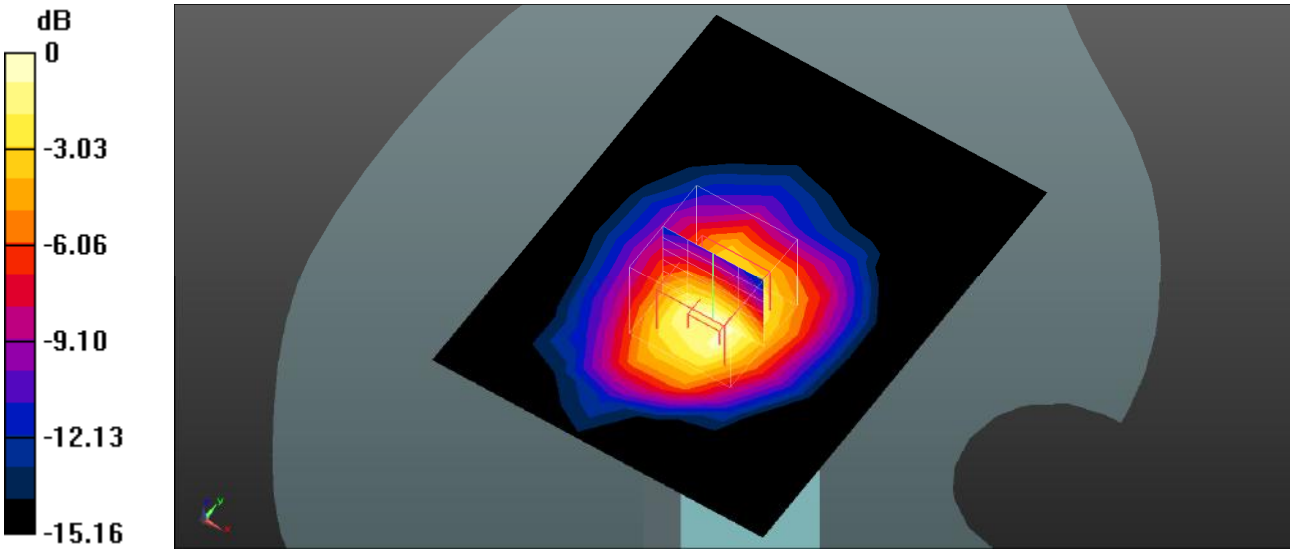

0 dB = 0.233 W/kg = -6.33 dBW/kg

Plot 56#: LTE Band 2_50%RB_Body Bottom_Mid

DUT: 4G Smart Phone; Type: MAX 3 ULTRA; Serial: SZNS220812-36653E-SA-S1

Communication System: UID 0, Generic FDD-LTE (0); Frequency: 1880 MHz;Duty Cycle: 1:1
Medium parameters used (interpolated): f = 1880 MHz; σ = 1.413 S/m; εr = 40.117; ρ = 1000 kg/m^3
Phantom section: Flat Section

DASY5 Configuration:

- Probe: EX3DV4 - SN7441; ConvF(7.94, 7.94, 7.94) @ 1880 MHz; Calibrated: 2022/05/16
- Sensor-Surface: 4mm (Mechanical Surface Detection)
- Electronics: DAE4 Sn1211; Calibrated: 2022/03/01
- Phantom: Twin SAM; Type: QD000P40CD; Serial: 1744
- Measurement SW: DASY52, Version 52.10 (4); SEMCAD X Version 14.6.14 (7501)

Body Bottom/LTE Band 2 50%RB Mid/Area Scan (8x10x1): Measurement grid: dx=15mm, dy=15mm
Maximum value of SAR (measured) = 0.154 W/kg

Body Bottom/LTE Band 2 50%RB Mid/Zoom Scan (5x5x7)/Cube 0: Measurement grid: dx=8mm, dy=8mm, dz=5mm
Reference Value = 10.80 V/m; Power Drift = -0.15 dB
Peak SAR (extrapolated) = 0.249 W/kg
SAR(1 g) = 0.165 W/kg; SAR(10 g) = 0.099 W/kg
Maximum value of SAR (measured) = 0.181 W/kg

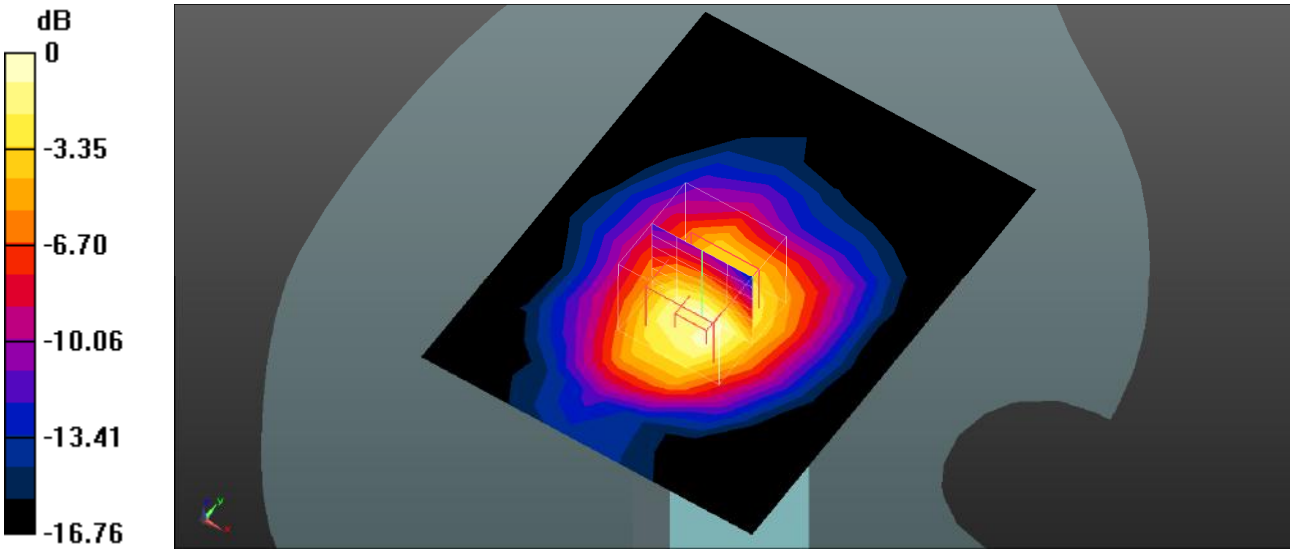

0 dB = 0.181 W/kg = -7.42 dBW/kg

Plot 57#: LTE Band 4_1RB_Head Left Cheek_Mid

DUT: 4G Smart Phone; Type: MAX 3 ULTRA; Serial: SZNS220812-36653E-SA-S1

Communication System: UID 0, Generic FDD-LTE (0); Frequency: 1732.5 MHz;Duty Cycle: 1:1
Medium parameters used (interpolated): f = 1732.5 MHz; σ = 1.372 S/m; εr = 39.906; ρ = 1000 kg/m^3
Phantom section: Left Section

DASY5 Configuration:

- Probe: EX3DV4 - SN7441; ConvF(8.32, 8.32, 8.32) @ 1732.5 MHz; Calibrated: 2022/05/16
- Sensor-Surface: 4mm (Mechanical Surface Detection)
- Electronics: DAE4 Sn1211; Calibrated: 2022/03/01
- Phantom: Twin SAM; Type: QD000P40CD; Serial: 1744
- Measurement SW: DASY52, Version 52.10 (4); SEMCAD X Version 14.6.14 (7501)

Head Left Cheek/LTE Band 4 1RB Mid/Area Scan (8x10x1): Measurement grid: dx=15mm, dy=15mm
Maximum value of SAR (measured) = 0.0126 W/kg

Head Left Cheek/LTE Band 4 1RB Mid/Zoom Scan (5x5x7)/Cube 0: Measurement grid: dx=8mm, dy=8mm, dz=5mm
Reference Value = 2.189 V/m; Power Drift = 0.17 dB
Peak SAR (extrapolated) = 0.0600 W/kg
SAR(1 g) = 0.014 W/kg; SAR(10 g) = 0.00574 W/kg
Maximum value of SAR (measured) = 0.0153 W/kg



0 dB = 0.0153 W/kg = -18.15 dBW/kg

Plot 58#: LTE Band 4_50%RB_Head Left Cheek_Mid

DUT: 4G Smart Phone; Type: MAX 3 ULTRA; Serial: SZNS220812-36653E-SA-S1

Communication System: UID 0, Generic FDD-LTE (0); Frequency: 1732.5 MHz;Duty Cycle: 1:1
Medium parameters used (interpolated): f = 1732.5 MHz; σ = 1.372 S/m; εr = 39.906; ρ = 1000 kg/m^3
Phantom section: Left Section

DASY5 Configuration:

- Probe: EX3DV4 - SN7441; ConvF(8.32, 8.32, 8.32) @ 1732.5 MHz; Calibrated: 2022/05/16
- Sensor-Surface: 4mm (Mechanical Surface Detection)
- Electronics: DAE4 Sn1211; Calibrated: 2022/03/01
- Phantom: Twin SAM; Type: QD000P40CD; Serial: 1744
- Measurement SW: DASY52, Version 52.10 (4); SEMCAD X Version 14.6.14 (7501)

Head Left Cheek/LTE Band 4 50%RB Mid/Area Scan (8x10x1): Measurement grid: dx=15mm, dy=15mm
Maximum value of SAR (measured) = 0.00927 W/kg

Head Left Cheek/LTE Band 4 50%RB Mid/Zoom Scan (5x5x7)/Cube 0: Measurement grid: dx=8mm, dy=8mm, dz=5mm
Reference Value = 1.824 V/m; Power Drift = 0.18 dB
Peak SAR (extrapolated) = 0.0270 W/kg
SAR(1 g) = 0.011 W/kg; SAR(10 g) = 0.004 W/kg
Maximum value of SAR (measured) = 0.0126 W/kg



0 dB = 0.0126 W/kg = -19.00 dBW/kg

Plot 59#: LTE Band 4_1RB_Head Left Tilt_Mid

DUT: 4G Smart Phone; Type: MAX 3 ULTRA; Serial: SZNS220812-36653E-SA-S1

Communication System: UID 0, Generic FDD-LTE (0); Frequency: 1732.5 MHz;Duty Cycle: 1:1
Medium parameters used (interpolated): f = 1732.5 MHz; σ = 1.372 S/m; εr = 39.906; ρ = 1000 kg/m^3
Phantom section: Left Section

DASY5 Configuration:

- Probe: EX3DV4 - SN7441; ConvF(8.32, 8.32, 8.32) @ 1732.5 MHz; Calibrated: 2022/05/16
- Sensor-Surface: 4mm (Mechanical Surface Detection)
- Electronics: DAE4 Sn1211; Calibrated: 2022/03/01
- Phantom: Twin SAM; Type: QD000P40CD; Serial: 1744
- Measurement SW: DASY52, Version 52.10 (4); SEMCAD X Version 14.6.14 (7501)

Head Left Tilt/LTE Band 4 1RB Mid/Area Scan (8x10x1): Measurement grid: dx=15mm, dy=15mm
Maximum value of SAR (measured) = 0.0106 W/kg

Head Left Tilt/LTE Band 4 1RB Mid/Zoom Scan (5x5x7)/Cube 0: Measurement grid: dx=8mm, dy=8mm, dz=5mm
Reference Value = 2.101 V/m; Power Drift = 0.16 dB
Peak SAR (extrapolated) = 0.0270 W/kg
SAR(1 g) = 0.015 W/kg; SAR(10 g) = 0.00609 W/kg
Maximum value of SAR (measured) = 0.0173 W/kg



0 dB = 0.0173 W/kg = -17.62 dBW/kg

Plot 60#: LTE Band 4_50%RB_Head Left Tilt_Mid

DUT: 4G Smart Phone; Type: MAX 3 ULTRA; Serial: SZNS220812-36653E-SA-S1

Communication System: UID 0, Generic FDD-LTE (0); Frequency: 1732.5 MHz;Duty Cycle: 1:1
Medium parameters used (interpolated): f = 1732.5 MHz; σ = 1.372 S/m; εr = 39.906; ρ = 1000 kg/m^3
Phantom section: Left Section

DASY5 Configuration:

- Probe: EX3DV4 - SN7441; ConvF(8.32, 8.32, 8.32) @ 1732.5 MHz; Calibrated: 2022/05/16
- Sensor-Surface: 4mm (Mechanical Surface Detection)
- Electronics: DAE4 Sn1211; Calibrated: 2022/03/01
- Phantom: Twin SAM; Type: QD000P40CD; Serial: 1744
- Measurement SW: DASY52, Version 52.10 (4); SEMCAD X Version 14.6.14 (7501)

Head Left Tilt/LTE Band 4 50%RB Mid/Area Scan (8x10x1): Measurement grid: dx=15mm, dy=15mm
Maximum value of SAR (measured) = 0.0139 W/kg

Head Left Tilt/LTE Band 4 50%RB Mid/Zoom Scan (5x5x7)/Cube 0: Measurement grid: dx=8mm, dy=8mm, dz=5mm
Reference Value = 2.796 V/m; Power Drift = 0.13 dB
Peak SAR (extrapolated) = 0.0260 W/kg
SAR(1 g) = 0.011 W/kg; SAR(10 g) = 0.00357 W/kg
Maximum value of SAR (measured) = 0.0127 W/kg



0 dB = 0.0127 W/kg = -18.96 dBW/kg

Plot 61#: LTE Band 4_1RB_Head Right Cheek_Mid

DUT: 4G Smart Phone; Type: MAX 3 ULTRA; Serial: SZNS220812-36653E-SA-S1

Communication System: UID 0, Generic FDD-LTE (0); Frequency: 1732.5 MHz;Duty Cycle: 1:1
Medium parameters used (interpolated): f = 1732.5 MHz; σ = 1.372 S/m; εr = 39.906; ρ = 1000 kg/m^3
Phantom section: Right Section

DASY5 Configuration:

- Probe: EX3DV4 - SN7441; ConvF(8.32, 8.32, 8.32) @ 1732.5 MHz; Calibrated: 2022/05/16
- Sensor-Surface: 4mm (Mechanical Surface Detection)
- Electronics: DAE4 Sn1211; Calibrated: 2022/03/01
- Phantom: Twin SAM; Type: QD000P40CD; Serial: 1744
- Measurement SW: DASY52, Version 52.10 (4); SEMCAD X Version 14.6.14 (7501)

Head Right Cheek/LTE Band 4 1RB Mid/Area Scan (8x10x1): Measurement grid: dx=15mm, dy=15mm
Maximum value of SAR (measured) = 0.0189 W/kg

Head Right Cheek/LTE Band 4 1RB Mid/Zoom Scan (5x5x7)/Cube 0: Measurement grid: dx=8mm, dy=8mm, dz=5mm
Reference Value = 1.225 V/m; Power Drift = 0.16 dB
Peak SAR (extrapolated) = 0.0400 W/kg
SAR(1 g) = 0.017 W/kg; SAR(10 g) = 0.011 W/kg
Maximum value of SAR (measured) = 0.0185 W/kg

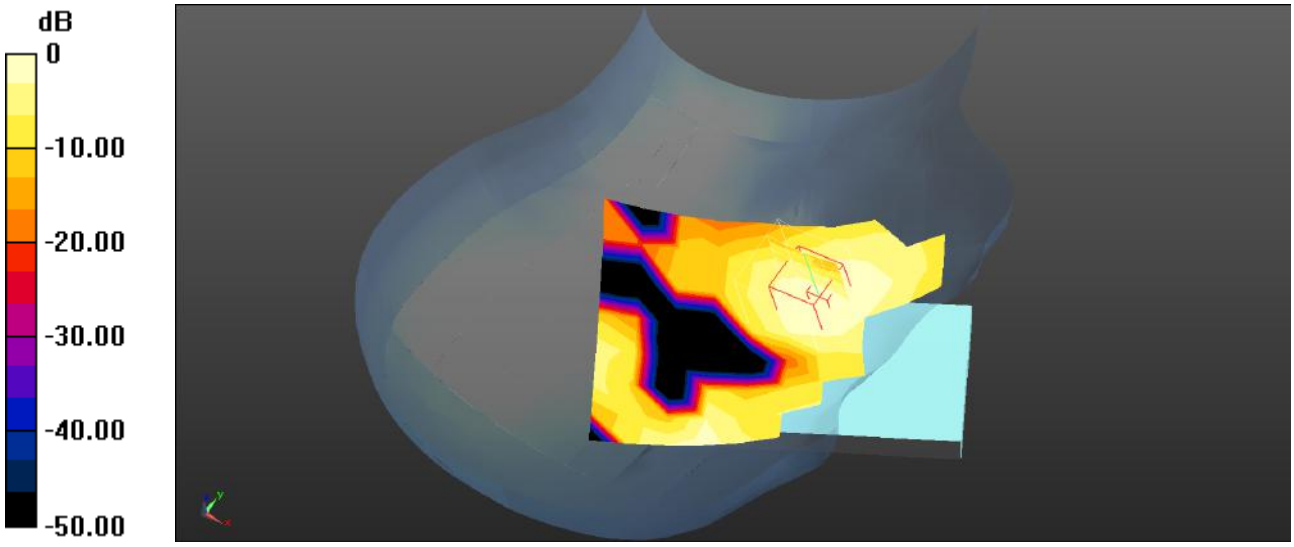

0 dB = 0.0185 W/kg = -17.33 dBW/kg

Plot 62#: LTE Band 4_50%RB_Head Right Cheek_Mid

DUT: 4G Smart Phone; Type: MAX 3 ULTRA; Serial: SZNS220812-36653E-SA-S1

Communication System: UID 0, Generic FDD-LTE (0); Frequency: 1732.5 MHz;Duty Cycle: 1:1
Medium parameters used (interpolated): f = 1732.5 MHz; σ = 1.372 S/m; εr = 39.906; ρ = 1000 kg/m^3
Phantom section: Right Section

DASY5 Configuration:

- Probe: EX3DV4 - SN7441; ConvF(8.32, 8.32, 8.32) @ 1732.5 MHz; Calibrated: 2022/05/16
- Sensor-Surface: 4mm (Mechanical Surface Detection)
- Electronics: DAE4 Sn1211; Calibrated: 2022/03/01
- Phantom: Twin SAM; Type: QD000P40CD; Serial: 1744
- Measurement SW: DASY52, Version 52.10 (4); SEMCAD X Version 14.6.14 (7501)

Head Right Cheek/LTE Band 4 50%RB Mid/Area Scan (8x10x1): Measurement grid: dx=15mm, dy=15mm
Maximum value of SAR (measured) = 0.0206 W/kg

Head Right Cheek/LTE Band 4 50%RB Mid/Zoom Scan (5x5x7)/Cube 0: Measurement grid: dx=8mm, dy=8mm, dz=5mm
Reference Value = 0.8580 V/m; Power Drift = 0.19 dB
Peak SAR (extrapolated) = 0.0470 W/kg
SAR(1 g) = 0.018 W/kg; SAR(10 g) = 0.011 W/kg
Maximum value of SAR (measured) = 0.0201 W/kg

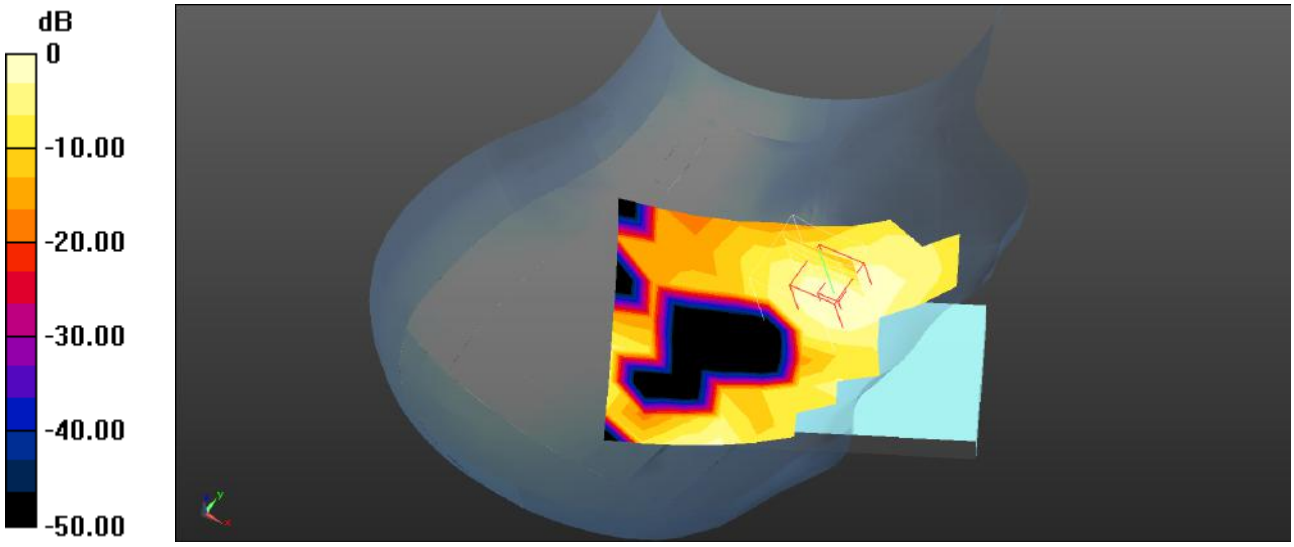

0 dB = 0.0201 W/kg = -16.97 dBW/kg

Plot 63#: LTE Band 4_1RB_Head Right Tilt_Mid

DUT: 4G Smart Phone; Type: MAX 3 ULTRA; Serial: SZNS220812-36653E-SA-S1

Communication System: UID 0, Generic FDD-LTE (0); Frequency: 1732.5 MHz;Duty Cycle: 1:1
Medium parameters used (interpolated): f = 1732.5 MHz; σ = 1.372 S/m; εr = 39.906; ρ = 1000 kg/m^3
Phantom section: Right Section

DASY5 Configuration:

- Probe: EX3DV4 - SN7441; ConvF(8.32, 8.32, 8.32) @ 1732.5 MHz; Calibrated: 2022/05/16
- Sensor-Surface: 4mm (Mechanical Surface Detection)
- Electronics: DAE4 Sn1211; Calibrated: 2022/03/01
- Phantom: Twin SAM; Type: QD000P40CD; Serial: 1744
- Measurement SW: DASY52, Version 52.10 (4); SEMCAD X Version 14.6.14 (7501)

Head Right Tilt/LTE Band 4 1RB Mid/Area Scan (8x10x1): Measurement grid: dx=15mm, dy=15mm
]Maximum value of SAR (measured) = 0.0275 W/kg

Head Right Tilt/LTE Band 4 1RB Mid/Zoom Scan (5x5x7)/Cube 0: Measurement grid: dx=8mm, dy=8mm, dz=5mm
Reference Value = 2.837 V/m; Power Drift = 0.12 dB
Peak SAR (extrapolated) = 0.0410 W/kg
SAR(1 g) = 0.026 W/kg; SAR(10 g) = 0.012 W/kg]
Maximum value of SAR (measured) = 0.0280 W/kg

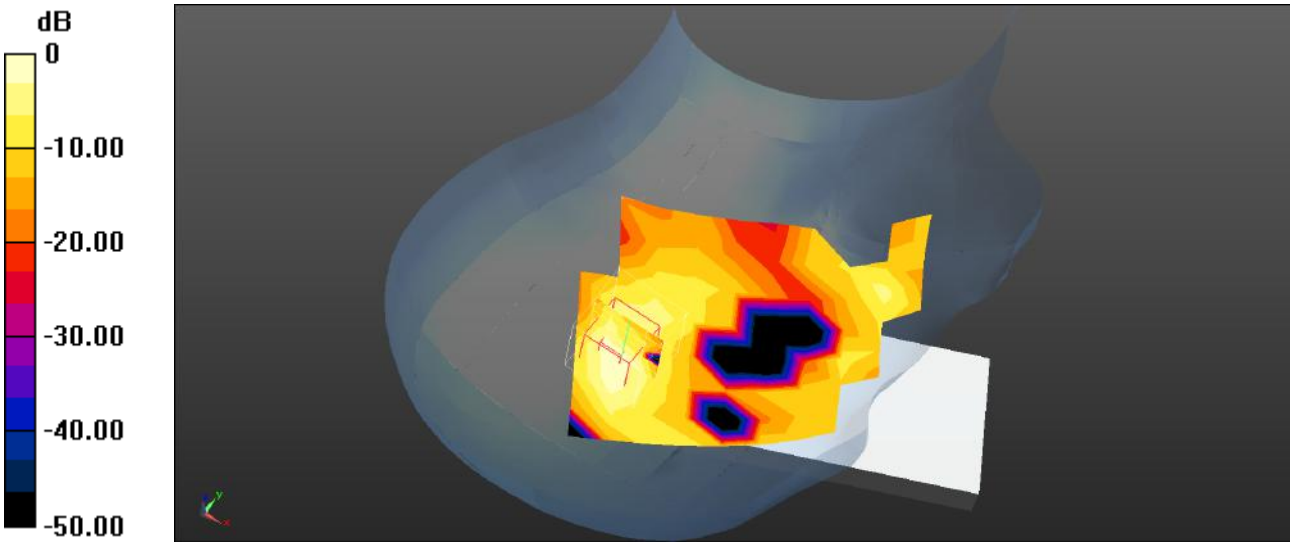

0 dB = 0.0280 W/kg = -15.53 dBW/kg

Plot 64#: LTE Band 4_50%RB_Head Right Tilt_Mid

DUT: 4G Smart Phone; Type: MAX 3 ULTRA; Serial: SZNS220812-36653E-SA-S1

Communication System: UID 0, Generic FDD-LTE (0); Frequency: 1732.5 MHz;Duty Cycle: 1:1
Medium parameters used (interpolated): f = 1732.5 MHz; σ = 1.372 S/m; εr = 39.906; ρ = 1000 kg/m^3
Phantom section: Right Section

DASY5 Configuration:

- Probe: EX3DV4 - SN7441; ConvF(8.32, 8.32, 8.32) @ 1732.5 MHz; Calibrated: 2022/05/16
- Sensor-Surface: 4mm (Mechanical Surface Detection)
- Electronics: DAE4 Sn1211; Calibrated: 2022/03/01
- Phantom: Twin SAM; Type: QD000P40CD; Serial: 1744
- Measurement SW: DASY52, Version 52.10 (4); SEMCAD X Version 14.6.14 (7501)

Head Right Tilt/LTE Band 4 50%RB Mid/Area Scan (8x10x1): Measurement grid: dx=15mm, dy=15mm
Maximum value of SAR (measured) = 0.0187 W/kg

Head Right Tilt/LTE Band 4 50%RB Mid/Zoom Scan (5x5x7)/Cube 0: Measurement grid: dx=8mm, dy=8mm, dz=5mm
Reference Value = 1.616 V/m; Power Drift = 0.18 dB
Peak SAR (extrapolated) = 0.0330 W/kg
SAR(1 g) = 0.016 W/kg; SAR(10 g) = 0.00624 W/kg
Maximum value of SAR (measured) = 0.0180 W/kg

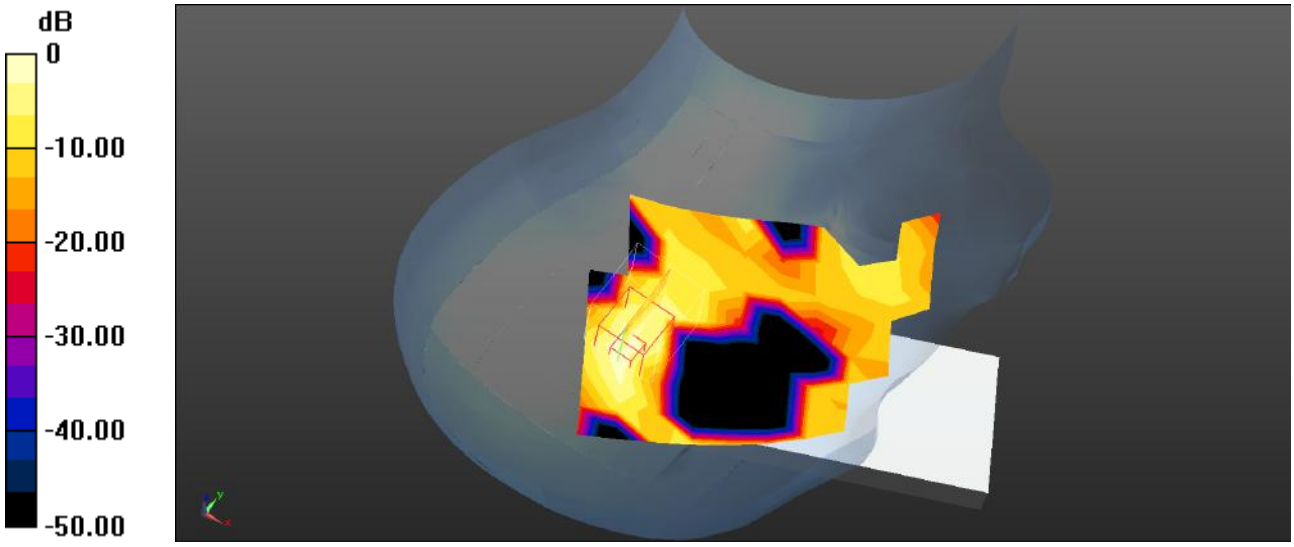

0 dB = 0.0180 W/kg = -17.45 dBW/kg

Plot 65#: LTE Band 4_1RB_Body Front_Mid

DUT: 4G Smart Phone; Type: MAX 3 ULTRA; Serial: SZNS220812-36653E-SA-S1

Communication System: UID 0, Generic FDD-LTE (0); Frequency: 1732.5 MHz;Duty Cycle: 1:1
Medium parameters used (interpolated): f = 1732.5 MHz; σ = 1.372 S/m; εr = 39.906; ρ = 1000 kg/m^3
Phantom section: Flat Section

DASY5 Configuration:

- Probe: EX3DV4 - SN7441; ConvF(8.32, 8.32, 8.32) @ 1732.5 MHz; Calibrated: 2022/05/16
- Sensor-Surface: 4mm (Mechanical Surface Detection)
- Electronics: DAE4 Sn1211; Calibrated: 2022/03/01
- Phantom: Twin SAM; Type: QD000P40CD; Serial: 1744
- Measurement SW: DASY52, Version 52.10 (4); SEMCAD X Version 14.6.14 (7501)

Body Front/LTE Band 4 1RB Mid/Area Scan (8x14x1): Measurement grid: dx=15mm, dy=15mm
Maximum value of SAR (measured) = 0.0464 W/kg

Body Front/LTE Band 4 1RB Mid/Zoom Scan (5x5x7)/Cube 0: Measurement grid: dx=8mm, dy=8mm, dz=5mm
Reference Value = 3.471 V/m; Power Drift = 0.17 dB
Peak SAR (extrapolated) = 0.0700 W/kg
SAR(1 g) = 0.047 W/kg; SAR(10 g) = 0.029 W/kg
Maximum value of SAR (measured) = 0.0492 W/kg

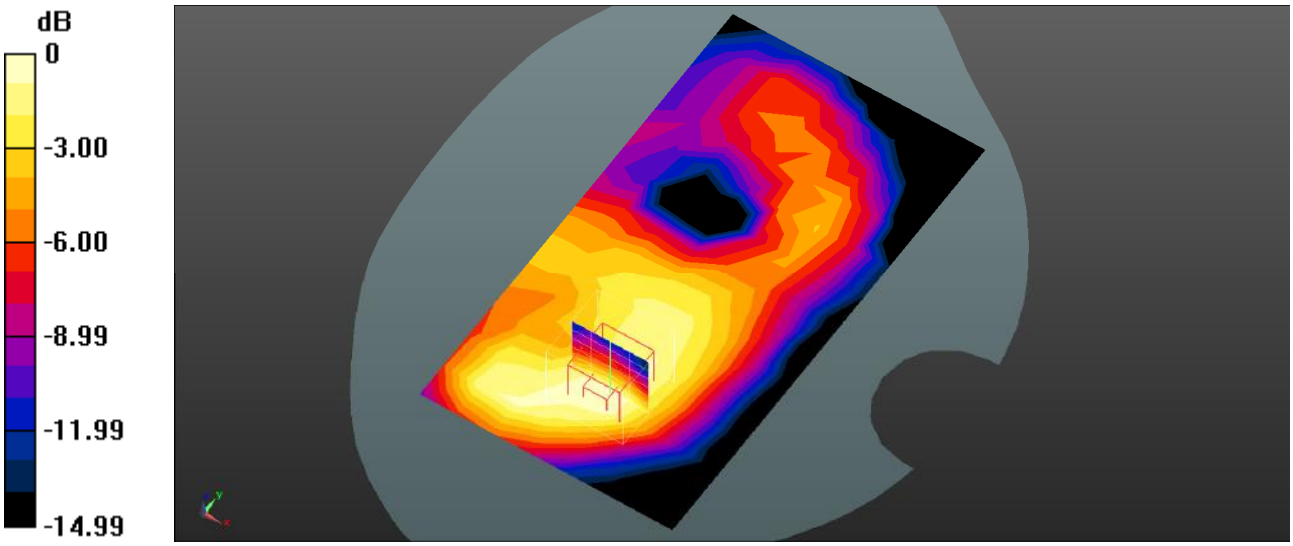

0 dB = 0.0492 W/kg = -13.08 dBW/kg

Plot 66#: LTE Band 4_50%RB_Body Front_Mid

DUT: 4G Smart Phone; Type: MAX 3 ULTRA; Serial: SZNS220812-36653E-SA-S1

Communication System: UID 0, Generic FDD-LTE (0); Frequency: 1732.5 MHz;Duty Cycle: 1:1
Medium parameters used (interpolated): f = 1732.5 MHz; σ = 1.372 S/m; εr = 39.906; ρ = 1000 kg/m^3
Phantom section: Flat Section

DASY5 Configuration:

- Probe: EX3DV4 - SN7441; ConvF(8.32, 8.32, 8.32) @ 1732.5 MHz; Calibrated: 2022/05/16
- Sensor-Surface: 4mm (Mechanical Surface Detection)
- Electronics: DAE4 Sn1211; Calibrated: 2022/03/01
- Phantom: Twin SAM; Type: QD000P40CD; Serial: 1744
- Measurement SW: DASY52, Version 52.10 (4); SEMCAD X Version 14.6.14 (7501)

Body Front/LTE Band 4 50%RB Mid/Area Scan (8x14x1): Measurement grid: dx=15mm, dy=15mm
Maximum value of SAR (measured) = 0.0378 W/kg

Body Front/LTE Band 4 50%RB Mid/Zoom Scan (5x5x7)/Cube 0: Measurement grid: dx=8mm, dy=8mm, dz=5mm
Reference Value = 3.208 V/m; Power Drift = 0.12 dB
Peak SAR (extrapolated) = 0.0560 W/kg
SAR(1 g) = 0.036 W/kg; SAR(10 g) = 0.022 W/kg
Maximum value of SAR (measured) = 0.0386 W/kg

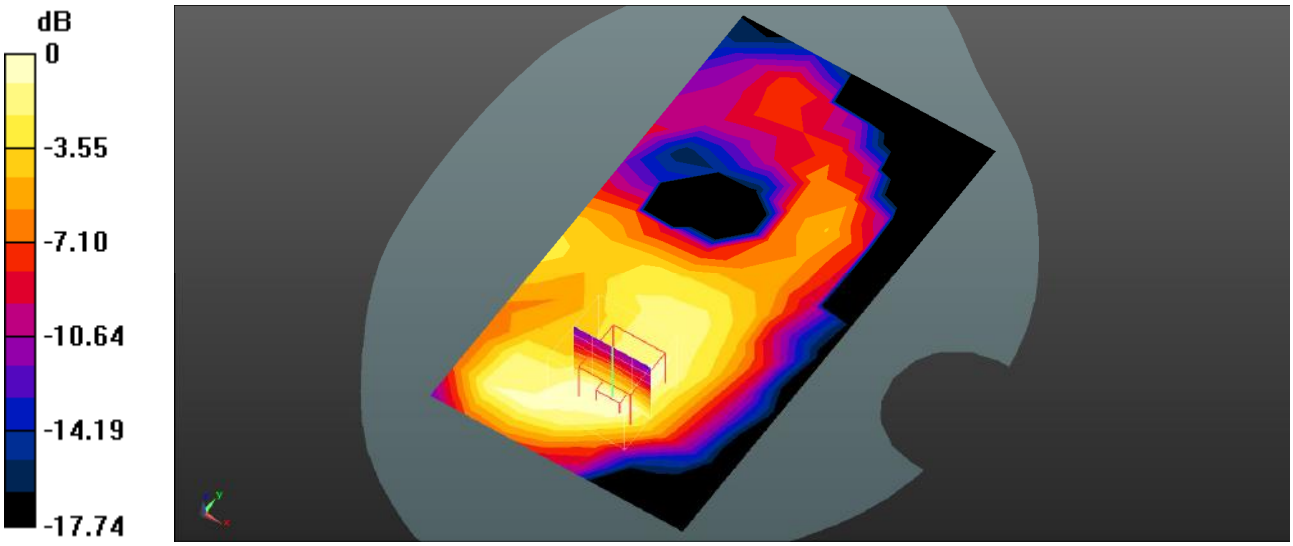

0 dB = 0.0386 W/kg = -14.13 dBW/kg

Plot 67#: LTE Band 4_1RB_Body Back_Mid

DUT: 4G Smart Phone; Type: MAX 3 ULTRA; Serial: SZNS220812-36653E-SA-S1

Communication System: UID 0, Generic FDD-LTE (0); Frequency: 1732.5 MHz;Duty Cycle: 1:1
Medium parameters used (interpolated): f = 1732.5 MHz; σ = 1.372 S/m; εr = 39.906; ρ = 1000 kg/m^3
Phantom section: Flat Section

DASY5 Configuration:

- Probe: EX3DV4 - SN7441; ConvF(8.32, 8.32, 8.32) @ 1732.5 MHz; Calibrated: 2022/05/16
- Sensor-Surface: 4mm (Mechanical Surface Detection)
- Electronics: DAE4 Sn1211; Calibrated: 2022/03/01
- Phantom: Twin SAM; Type: QD000P40CD; Serial: 1744
- Measurement SW: DASY52, Version 52.10 (4); SEMCAD X Version 14.6.14 (7501)

Body Back/LTE Band 4 1RB Mid/Area Scan (8x14x1): Measurement grid: dx=15mm, dy=15mm
Maximum value of SAR (measured) = 0.0609 W/kg

Body Back/LTE Band 4 1RB Mid/Zoom Scan (5x5x7)/Cube 0: Measurement grid: dx=8mm, dy=8mm, dz=5mm
Reference Value = 3.792 V/m; Power Drift = -0.14 dB
Peak SAR (extrapolated) = 0.106 W/kg
SAR(1 g) = 0.061 W/kg; SAR(10 g) = 0.033 W/kg
Maximum value of SAR (measured) = 0.0634 W/kg

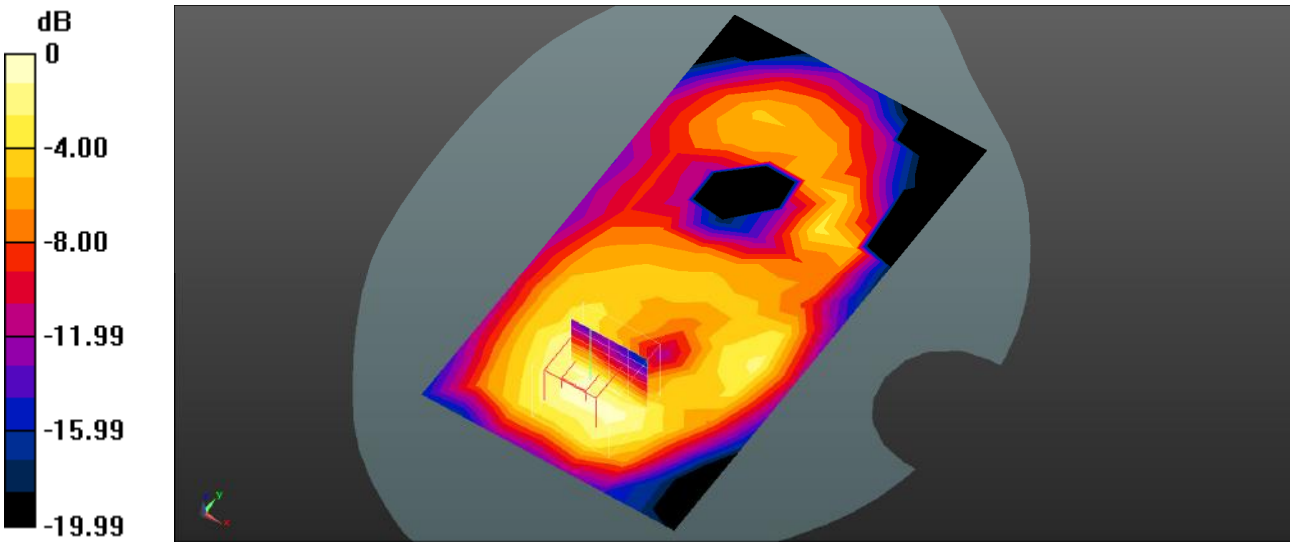

0 dB = 0.0634 W/kg = -11.98 dBW/kg

Plot 68#: LTE Band 4_50%RB_Body Back_Mid

DUT: 4G Smart Phone; Type: MAX 3 ULTRA; Serial: SZNS220812-36653E-SA-S1

Communication System: UID 0, Generic FDD-LTE (0); Frequency: 1732.5 MHz;Duty Cycle: 1:1
Medium parameters used (interpolated): f = 1732.5 MHz; σ = 1.372 S/m; εr = 39.906; ρ = 1000 kg/m^3
Phantom section: Flat Section

DASY5 Configuration:

- Probe: EX3DV4 - SN7441; ConvF(8.32, 8.32, 8.32) @ 1732.5 MHz; Calibrated: 2022/05/16
- Sensor-Surface: 4mm (Mechanical Surface Detection)
- Electronics: DAE4 Sn1211; Calibrated: 2022/03/01
- Phantom: Twin SAM; Type: QD000P40CD; Serial: 1744
- Measurement SW: DASY52, Version 52.10 (4); SEMCAD X Version 14.6.14 (7501)

Body Back/LTE Band 4 50%RB Mid/Area Scan (8x14x1): Measurement grid: dx=15mm, dy=15mm
Maximum value of SAR (measured) = 0.0524 W/kg

Body Back/LTE Band 4 50%RB Mid/Zoom Scan (5x5x7)/Cube 0: Measurement grid: dx=8mm, dy=8mm, dz=5mm
Reference Value = 3.347 V/m; Power Drift = -0.15 dB
Peak SAR (extrapolated) = 0.0960 W/kg
SAR(1 g) = 0.052 W/kg; SAR(10 g) = 0.028 W/kg
Maximum value of SAR (measured) = 0.0556 W/kg

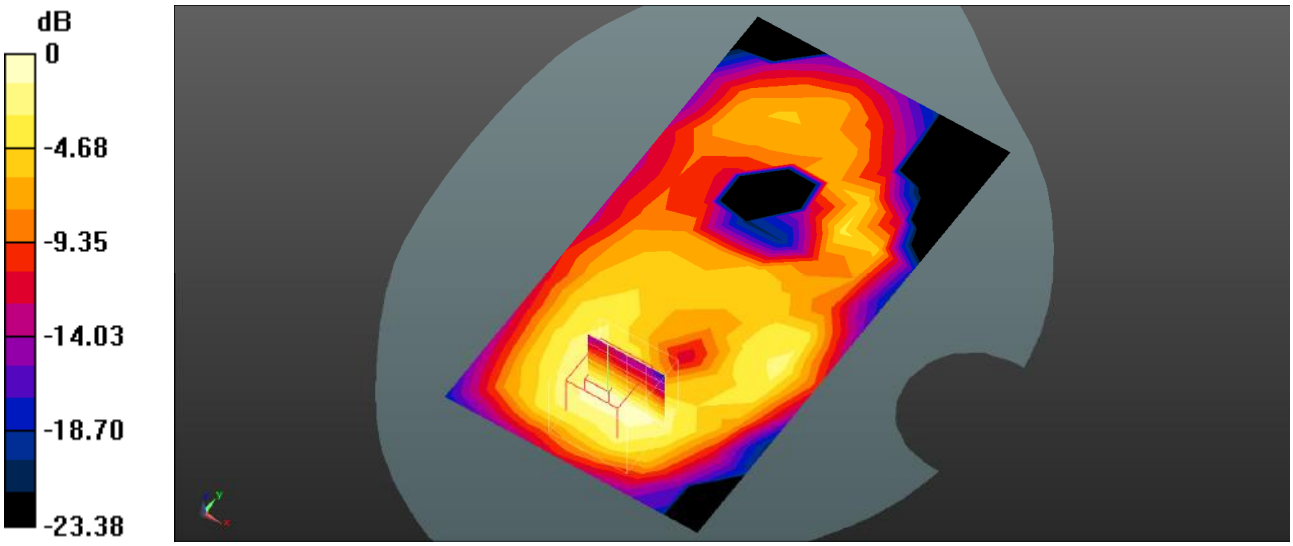

0 dB = 0.0556 W/kg = -12.55 dBW/kg

Plot 69#: LTE Band 4_1RB_Body Left_Mid

DUT: 4G Smart Phone; Type: MAX 3 ULTRA; Serial: SZNS220812-36653E-SA-S1

Communication System: UID 0, Generic FDD-LTE (0); Frequency: 1732.5 MHz;Duty Cycle: 1:1
Medium parameters used (interpolated): f = 1732.5 MHz; σ = 1.372 S/m; εr = 39.906; ρ = 1000 kg/m^3
Phantom section: Flat Section

DASY5 Configuration:

- Probe: EX3DV4 - SN7441; ConvF(8.32, 8.32, 8.32) @ 1732.5 MHz; Calibrated: 2022/05/16
- Sensor-Surface: 4mm (Mechanical Surface Detection)
- Electronics: DAE4 Sn1211; Calibrated: 2022/03/01
- Phantom: Twin SAM; Type: QD000P40CD; Serial: 1744
- Measurement SW: DASY52, Version 52.10 (4); SEMCAD X Version 14.6.14 (7501)

Body Left/LTE Band 4 1RB Mid/Area Scan (7x13x1): Measurement grid: dx=15mm, dy=15mm
Maximum value of SAR (measured) = 0.0447 W/kg

Body Left/LTE Band 4 1RB Mid/Zoom Scan (5x5x7)/Cube 0: Measurement grid: dx=8mm, dy=8mm, dz=5mm
Reference Value = 3.841 V/m; Power Drift = 0.20 dB
Peak SAR (extrapolated) = 0.0800 W/kg
SAR(1 g) = 0.048 W/kg; SAR(10 g) = 0.025 W/kg
Maximum value of SAR (measured) = 0.0527 W/kg

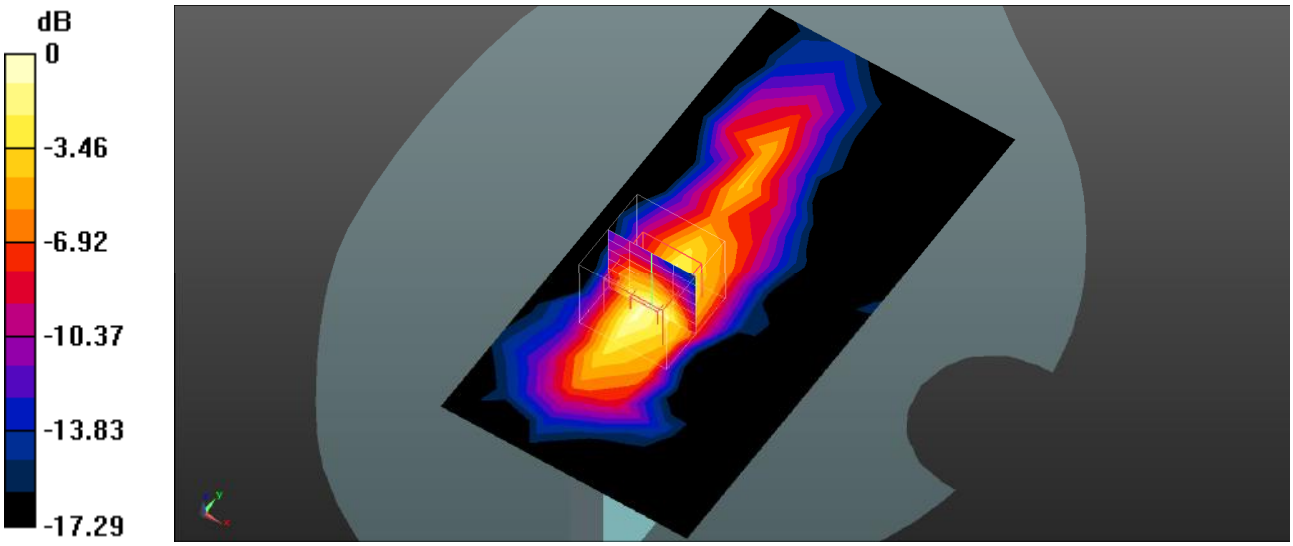

0 dB = 0.0527 W/kg = -12.78 dBW/kg

Plot 70#: LTE Band 4_50%RB_Body Left_Mid

DUT: 4G Smart Phone; Type: MAX 3 ULTRA; Serial: SZNS220812-36653E-SA-S1

Communication System: UID 0, Generic FDD-LTE (0); Frequency: 1732.5 MHz;Duty Cycle: 1:1
Medium parameters used (interpolated): f = 1732.5 MHz; σ = 1.372 S/m; εr = 39.906; ρ = 1000 kg/m^3
Phantom section: Flat Section

DASY5 Configuration:

- Probe: EX3DV4 - SN7441; ConvF(8.32, 8.32, 8.32) @ 1732.5 MHz; Calibrated: 2022/05/16
- Sensor-Surface: 4mm (Mechanical Surface Detection)
- Electronics: DAE4 Sn1211; Calibrated: 2022/03/01
- Phantom: Twin SAM; Type: QD000P40CD; Serial: 1744
- Measurement SW: DASY52, Version 52.10 (4); SEMCAD X Version 14.6.14 (7501)

Body Left/LTE Band 4 50%RB Mid/Area Scan (7x13x1): Measurement grid: dx=15mm, dy=15mm
Maximum value of SAR (measured) = 0.0399 W/kg

Body Left/LTE Band 4 50%RB Mid/Zoom Scan (5x5x7)/Cube 0: Measurement grid: dx=8mm, dy=8mm, dz=5mm
Reference Value = 3.484 V/m; Power Drift = 0.16 dB
Peak SAR (extrapolated) = 0.0660 W/kg
SAR(1 g) = 0.041 W/kg; SAR(10 g) = 0.022 W/kg
Maximum value of SAR (measured) = 0.0451 W/kg

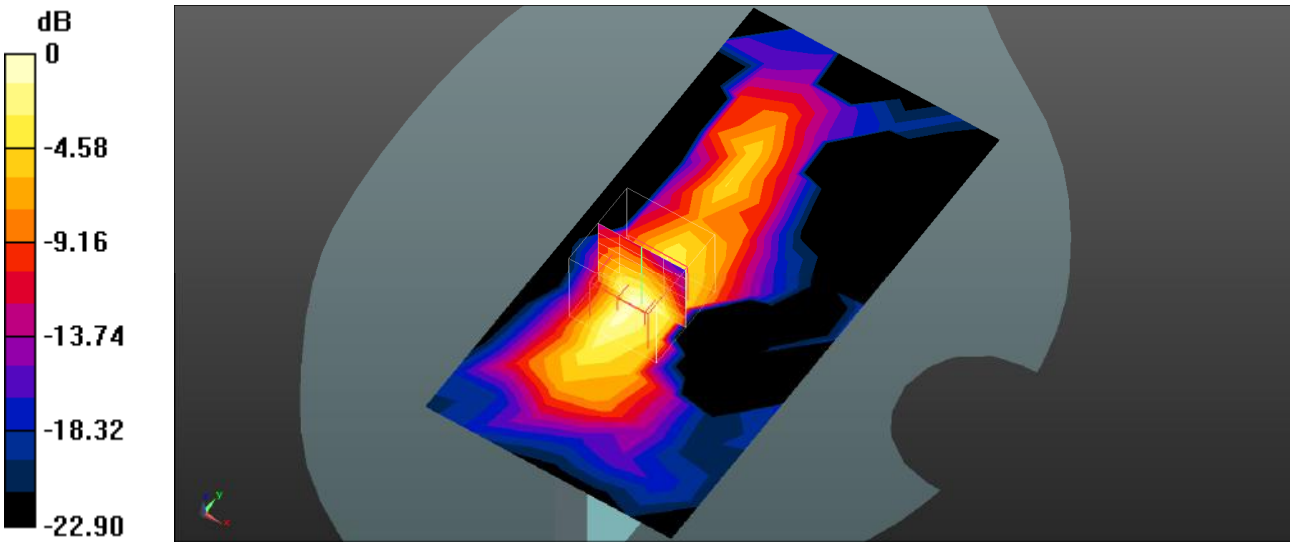

0 dB = 0.0451 W/kg = -13.46 dBW/kg

Plot 71#: LTE Band 4_1RB_Body Right_Mid

DUT: 4G Smart Phone; Type: MAX 3 ULTRA; Serial: SZNS220812-36653E-SA-S1

Communication System: UID 0, Generic FDD-LTE (0); Frequency: 1732.5 MHz;Duty Cycle: 1:1
Medium parameters used (interpolated): f = 1732.5 MHz; σ = 1.372 S/m; εr = 39.906; ρ = 1000 kg/m^3
Phantom section: Flat Section

DASY5 Configuration:

- Probe: EX3DV4 - SN7441; ConvF(8.32, 8.32, 8.32) @ 1732.5 MHz; Calibrated: 2022/05/16
- Sensor-Surface: 4mm (Mechanical Surface Detection)
- Electronics: DAE4 Sn1211; Calibrated: 2022/03/01
- Phantom: Twin SAM; Type: QD000P40CD; Serial: 1744
- Measurement SW: DASY52, Version 52.10 (4); SEMCAD X Version 14.6.14 (7501)

Body Right/LTE Band 4 1RB Mid/Area Scan (7x13x1): Measurement grid: dx=15mm, dy=15mm
Maximum value of SAR (measured) = 0.0122 W/kg

Body Right/LTE Band 4 1RB Mid/Zoom Scan (5x5x7)/Cube 0: Measurement grid: dx=8mm, dy=8mm, dz=5mm
Reference Value = 0.2190 V/m; Power Drift = 0.13 dB
Peak SAR (extrapolated) = 0.0200 W/kg
SAR(1 g) = 0.013 W/kg; SAR(10 g) = 0.00758 W/kg
Maximum value of SAR (measured) = 0.0140 W/kg

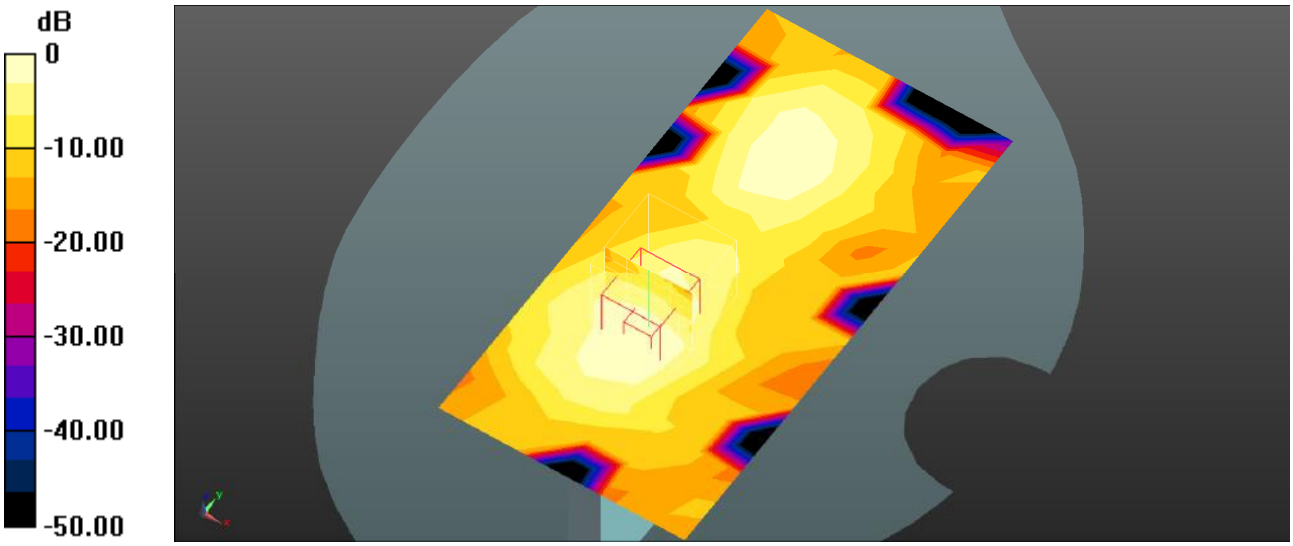

0 dB = 0.0140 W/kg = -18.54 dBW/kg

Plot 72#: LTE Band 4_50%RB_Body Right_Mid

DUT: 4G Smart Phone; Type: MAX 3 ULTRA; Serial: SZNS220812-36653E-SA-S1

Communication System: UID 0, Generic FDD-LTE (0); Frequency: 1732.5 MHz;Duty Cycle: 1:1
Medium parameters used (interpolated): f = 1732.5 MHz; σ = 1.372 S/m; εr = 39.906; ρ = 1000 kg/m^3
Phantom section: Flat Section

DASY5 Configuration:

- Probe: EX3DV4 - SN7441; ConvF(8.32, 8.32, 8.32) @ 1732.5 MHz; Calibrated: 2022/05/16
- Sensor-Surface: 4mm (Mechanical Surface Detection)
- Electronics: DAE4 Sn1211; Calibrated: 2022/03/01
- Phantom: Twin SAM; Type: QD000P40CD; Serial: 1744
- Measurement SW: DASY52, Version 52.10 (4); SEMCAD X Version 14.6.14 (7501)

Body Right/LTE Band 4 50%RB Mid/Area Scan (7x13x1): Measurement grid: dx=15mm, dy=15mm
Maximum value of SAR (measured) = 0.0101 W/kg

Body Right/LTE Band 4 50%RB Mid/Zoom Scan (5x5x7)/Cube 0: Measurement grid: dx=8mm, dy=8mm, dz=5mm
Reference Value = 1.318 V/m; Power Drift = 0.14 dB
Peak SAR (extrapolated) = 0.0120 W/kg
SAR(1 g) = 0.00929 W/kg; SAR(10 g) = 0.00556 W/kg
Maximum value of SAR (measured) = 0.0101 W/kg

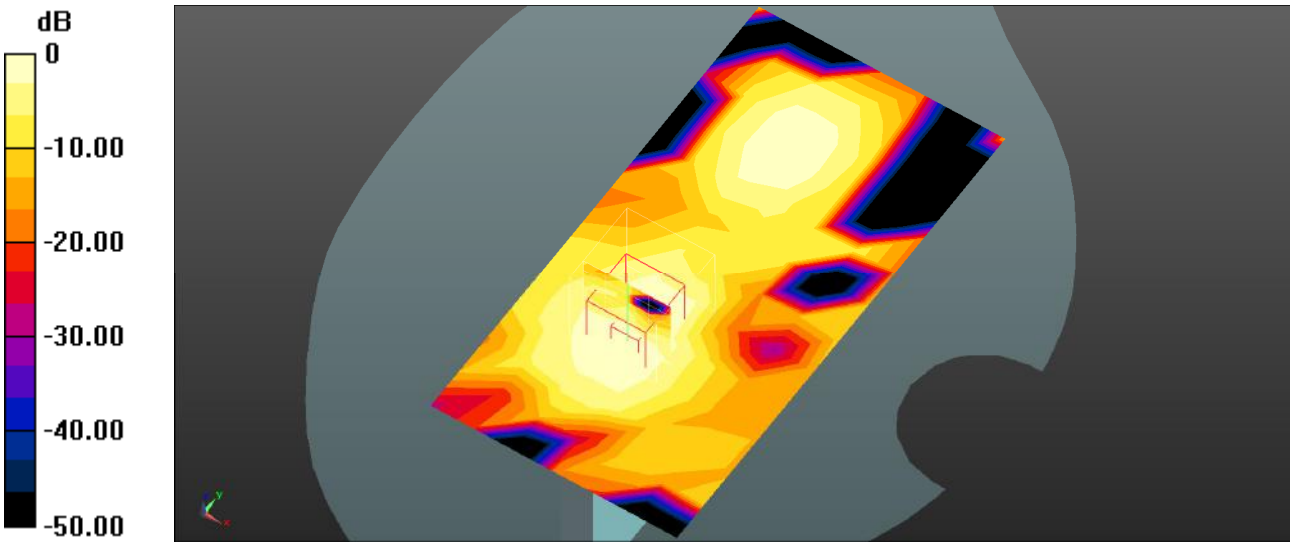

0 dB = 0.0101 W/kg = -19.96 dBW/kg

Plot 73#: LTE Band 4_1RB_Body Bottom_Mid

DUT: 4G Smart Phone; Type: MAX 3 ULTRA; Serial: SZNS220812-36653E-SA-S1

Communication System: UID 0, Generic FDD-LTE (0); Frequency: 1732.5 MHz;Duty Cycle: 1:1
Medium parameters used (interpolated): f = 1732.5 MHz; σ = 1.372 S/m; εr = 39.906; ρ = 1000 kg/m^3
Phantom section: Flat Section

DASY5 Configuration:

- Probe: EX3DV4 - SN7441; ConvF(8.32, 8.32, 8.32) @ 1732.5 MHz; Calibrated: 2022/05/16
- Sensor-Surface: 4mm (Mechanical Surface Detection)
- Electronics: DAE4 Sn1211; Calibrated: 2022/03/01
- Phantom: Twin SAM; Type: QD000P40CD; Serial: 1744
- Measurement SW: DASY52, Version 52.10 (4); SEMCAD X Version 14.6.14 (7501)

Body Bottom/LTE Band 4 1RB Mid/Area Scan (8x10x1): Measurement grid: dx=15mm, dy=15mm
Maximum value of SAR (measured) = 0.0581 W/kg

Body Bottom/LTE Band 4 1RB Mid/Zoom Scan (5x5x7)/Cube 0: Measurement grid: dx=8mm, dy=8mm, dz=5mm
Reference Value = 6.077 V/m; Power Drift = -0.13 dB
Peak SAR (extrapolated) = 0.0810 W/kg
SAR(1 g) = 0.055 W/kg; SAR(10 g) = 0.032 W/kg
Maximum value of SAR (measured) = 0.0579 W/kg

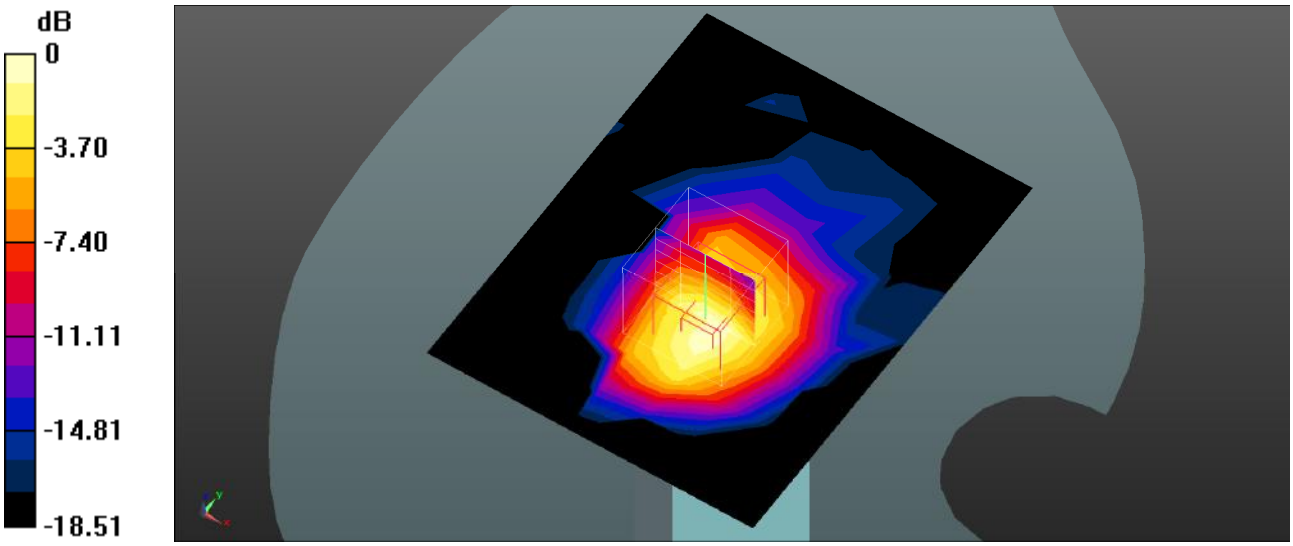

0 dB = 0.0579 W/kg = -12.37 dBW/kg

Plot 74#: LTE Band 4_50%RB_Body Bottom_Mid

DUT: 4G Smart Phone; Type: MAX 3 ULTRA; Serial: SZNS220812-36653E-SA-S1

Communication System: UID 0, Generic FDD-LTE (0); Frequency: 1732.5 MHz;Duty Cycle: 1:1
Medium parameters used (interpolated): f = 1732.5 MHz; σ = 1.372 S/m; εr = 39.906; ρ = 1000 kg/m^3
Phantom section: Flat Section

DASY5 Configuration:

- Probe: EX3DV4 - SN7441; ConvF(8.32, 8.32, 8.32) @ 1732.5 MHz; Calibrated: 2022/05/16
- Sensor-Surface: 4mm (Mechanical Surface Detection)
- Electronics: DAE4 Sn1211; Calibrated: 2022/03/01
- Phantom: Twin SAM; Type: QD000P40CD; Serial: 1744
- Measurement SW: DASY52, Version 52.10 (4); SEMCAD X Version 14.6.14 (7501)

Body Bottom/LTE Band 4 50%RB Mid/Area Scan (8x10x1): Measurement grid: dx=15mm, dy=15mm
Maximum value of SAR (measured) = 0.0476 W/kg

Body Bottom/LTE Band 4 50%RB Mid/Zoom Scan (5x5x7)/Cube 0: Measurement grid: dx=8mm, dy=8mm, dz=5mm
Reference Value = 5.598 V/m; Power Drift = -0.13 dB
Peak SAR (extrapolated) = 0.0690 W/kg
SAR(1 g) = 0.045 W/kg; SAR(10 g) = 0.026 W/kg
Maximum value of SAR (measured) = 0.0481 W/kg

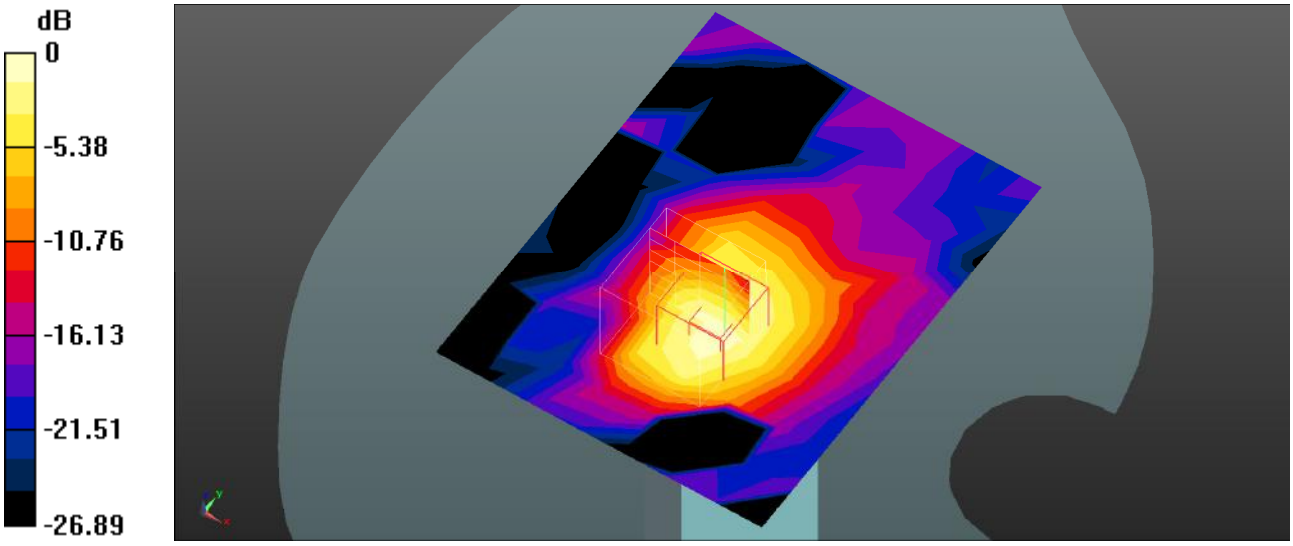

0 dB = 0.0481 W/kg = -13.18 dBW/kg

Plot 75#: LTE Band 7_1RB_Head Left Cheek_Mid

DUT: 4G Smart Phone; Type: MAX 3 ULTRA; Serial: SZNS220812-36653E-SA-S1

Communication System: UID 0, Generic FDD-LTE (0); Frequency: 2535 MHz;Duty Cycle: 1:1
Medium parameters used (interpolated): f = 2535 MHz; σ = 1.895 S/m; εr = 38.696; ρ = 1000 kg/m^3
Phantom section: Left Section

DASY5 Configuration:

- Probe: EX3DV4 - SN7441; ConvF(7.54, 7.54, 7.54) @ 2535 MHz; Calibrated: 2022/05/16
- Sensor-Surface: 4mm (Mechanical Surface Detection)
- Electronics: DAE4 Sn1211; Calibrated: 2022/03/01
- Phantom: Twin SAM; Type: QD000P40CD; Serial: 1744
- Measurement SW: DASY52, Version 52.10 (4); SEMCAD X Version 14.6.14 (7501)

Head Left Cheek/LTE Band 7 1RB Mid/Area Scan (11x13x1): Measurement grid: dx=10mm, dy=10mm
Maximum value of SAR (measured) = 0.111 W/kg

Head Left Cheek/LTE Band 7 1RB Mid/Zoom Scan (7x7x7)/Cube 0: Measurement grid: dx=5mm, dy=5mm, dz=5mm
Reference Value = 1.960 V/m; Power Drift = 0.17 dB
Peak SAR (extrapolated) = 0.165 W/kg
SAR(1 g) = 0.098 W/kg; SAR(10 g) = 0.054 W/kg
Maximum value of SAR (measured) = 0.111 W/kg



0 dB = 0.111 W/kg = -9.55 dBW/kg

Plot 76#: LTE Band 7_50%RB_Head Left Cheek_Mid

DUT: 4G Smart Phone; Type: MAX 3 ULTRA; Serial: SZNS220812-36653E-SA-S1

Communication System: UID 0, Generic FDD-LTE (0); Frequency: 2535 MHz;Duty Cycle: 1:1
Medium parameters used (interpolated): f = 2535 MHz; σ = 1.895 S/m; εr = 38.696; ρ = 1000 kg/m^3
Phantom section: Left Section

DASY5 Configuration:

- Probe: EX3DV4 - SN7441; ConvF(7.54, 7.54, 7.54) @ 2535 MHz; Calibrated: 2022/05/16
- Sensor-Surface: 4mm (Mechanical Surface Detection)
- Electronics: DAE4 Sn1211; Calibrated: 2022/03/01
- Phantom: Twin SAM; Type: QD000P40CD; Serial: 1744
- Measurement SW: DASY52, Version 52.10 (4); SEMCAD X Version 14.6.14 (7501)

Head Left Cheek/LTE Band 7 50%RB Mid/Area Scan (11x13x1): Measurement grid: dx=10mm, dy=10mm
Maximum value of SAR (measured) = 0.0856 W/kg

Head Left Cheek/LTE Band 7 50%RB Mid/Zoom Scan (7x7x7)/Cube 0: Measurement grid: dx=5mm, dy=5mm, dz=5mm
Reference Value = 0 V/m; Power Drift = 0.10 dB
Peak SAR (extrapolated) = 0.126 W/kg
SAR(1 g) = 0.075 W/kg; SAR(10 g) = 0.034 W/kg
Maximum value of SAR (measured) = 0.0853 W/kg

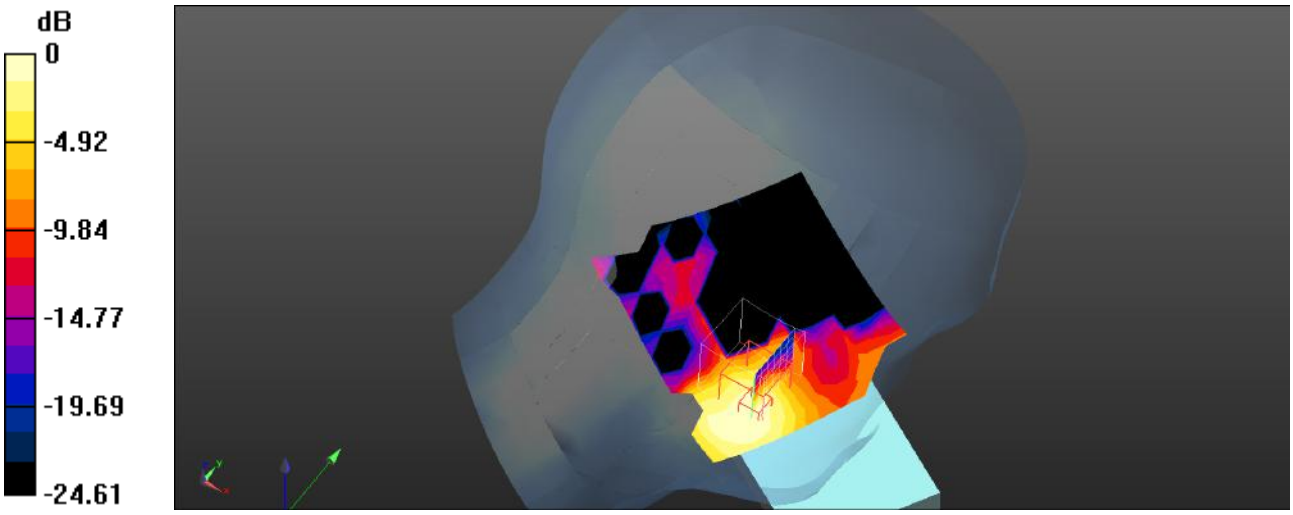

0 dB = 0.0853 W/kg = -10.69 dBW/kg

Plot 77#: LTE Band 7_1RB_Head Left Tilt_Mid

DUT: 4G Smart Phone; Type: MAX 3 ULTRA; Serial: SZNS220812-36653E-SA-S1

Communication System: UID 0, Generic FDD-LTE (0); Frequency: 2535 MHz;Duty Cycle: 1:1
Medium parameters used (interpolated): f = 2535 MHz; σ = 1.895 S/m; εr = 38.696; ρ = 1000 kg/m^3
Phantom section: Left Section

DASY5 Configuration:

- Probe: EX3DV4 - SN7441; ConvF(7.54, 7.54, 7.54) @ 2535 MHz; Calibrated: 2022/05/16
- Sensor-Surface: 4mm (Mechanical Surface Detection)
- Electronics: DAE4 Sn1211; Calibrated: 2022/03/01
- Phantom: Twin SAM; Type: QD000P40CD; Serial: 1744
- Measurement SW: DASY52, Version 52.10 (4); SEMCAD X Version 14.6.14 (7501)

Head Left Tilt/LTE Band 7 1RB Mid/Area Scan (11x13x1): Measurement grid: dx=10mm, dy=10mm
Maximum value of SAR (measured) = 0.0469 W/kg

Head Left Tilt/LTE Band 7 1RB Mid/Zoom Scan (7x7x7)/Cube 0: Measurement grid: dx=5mm, dy=5mm, dz=5mm
Reference Value = 3.787 V/m; Power Drift = 0.15 dB
Peak SAR (extrapolated) = 0.0690 W/kg
SAR(1 g) = 0.039 W/kg; SAR(10 g) = 0.017 W/kg
Maximum value of SAR (measured) = 0.0472 W/kg



0 dB = 0.0472 W/kg = -13.26 dBW/kg

Plot 78#: LTE Band 7_50%RB_Head Left Tilt_Mid

DUT: 4G Smart Phone; Type: MAX 3 ULTRA; Serial: SZNS220812-36653E-SA-S1

Communication System: UID 0, Generic FDD-LTE (0); Frequency: 2535 MHz;Duty Cycle: 1:1
Medium parameters used (interpolated): f = 2535 MHz; σ = 1.895 S/m; εr = 38.696; ρ = 1000 kg/m^3
Phantom section: Left Section

DASY5 Configuration:

- Probe: EX3DV4 - SN7441; ConvF(7.54, 7.54, 7.54) @ 2535 MHz; Calibrated: 2022/05/16
- Sensor-Surface: 4mm (Mechanical Surface Detection)
- Electronics: DAE4 Sn1211; Calibrated: 2022/03/01
- Phantom: Twin SAM; Type: QD000P40CD; Serial: 1744
- Measurement SW: DASY52, Version 52.10 (4); SEMCAD X Version 14.6.14 (7501)

Head Left Tilt/LTE Band 7 50%RB Mid/Area Scan (11x13x1): Measurement grid: dx=10mm, dy=10mm
Maximum value of SAR (measured) = 0.0331 W/kg

Head Left Tilt/LTE Band 7 50%RB Mid/Zoom Scan (7x7x7)/Cube 0: Measurement grid: dx=5mm, dy=5mm, dz=5mm
Reference Value = 2.515 V/m; Power Drift = 0.12 dB
Peak SAR (extrapolated) = 0.0580 W/kg
SAR(1 g) = 0.032 W/kg; SAR(10 g) = 0.014 W/kg
Maximum value of SAR (measured) = 0.0369 W/kg

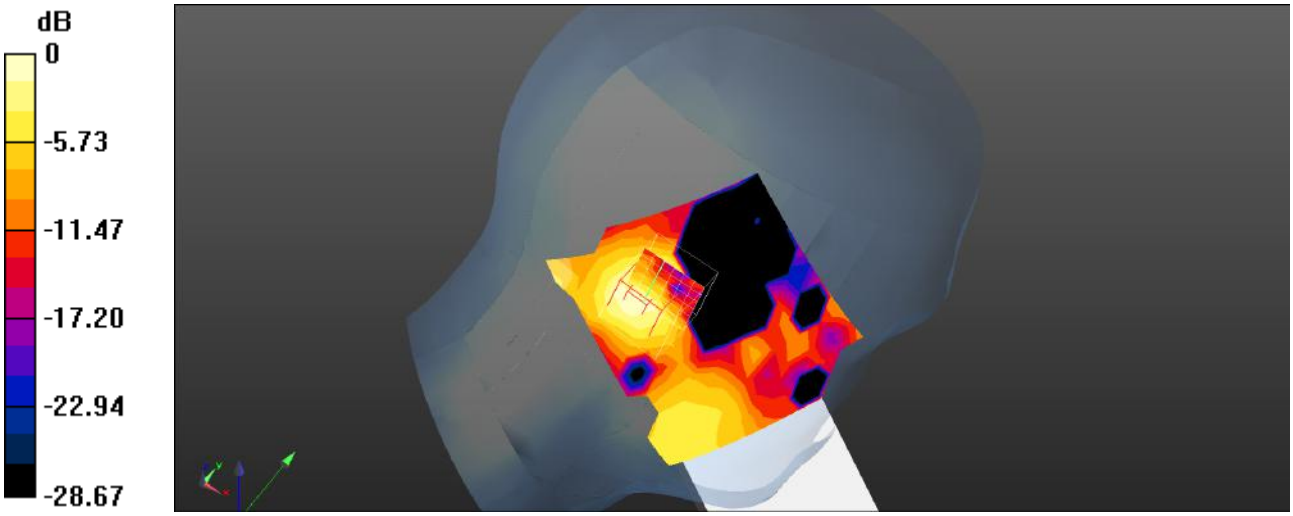

0 dB = 0.0369 W/kg = -14.33 dBW/kg

Plot 79#: LTE Band 7_1RB_Head Right Cheek_Mid

DUT: 4G Smart Phone; Type: MAX 3 ULTRA; Serial: SZNS220812-36653E-SA-S1

Communication System: UID 0, Generic FDD-LTE (0); Frequency: 2535 MHz;Duty Cycle: 1:1
Medium parameters used (interpolated): f = 2535 MHz; σ = 1.895 S/m; εr = 38.696; ρ = 1000 kg/m^3
Phantom section: Right Section

DASY5 Configuration:

- Probe: EX3DV4 - SN7441; ConvF(7.54, 7.54, 7.54) @ 2535 MHz; Calibrated: 2022/05/16
- Sensor-Surface: 4mm (Mechanical Surface Detection)
- Electronics: DAE4 Sn1211; Calibrated: 2022/03/01
- Phantom: Twin SAM; Type: QD000P40CD; Serial: 1744
- Measurement SW: DASY52, Version 52.10 (4); SEMCAD X Version 14.6.14 (7501)

Head Right Cheek/LTE Band 7 1RB Mid/Area Scan (11x13x1): Measurement grid: dx=10mm, dy=10mm
Maximum value of SAR (measured) = 0.0672 W/kg

Head Right Cheek/LTE Band 7 1RB Mid/Zoom Scan (7x7x7)/Cube 0: Measurement grid: dx=5mm, dy=5mm, dz=5mm
Reference Value = 2.066 V/m; Power Drift = 0.15 dB
Peak SAR (extrapolated) = 0.100 W/kg
SAR(1 g) = 0.060 W/kg; SAR(10 g) = 0.031 W/kg
Maximum value of SAR (measured) = 0.0662 W/kg

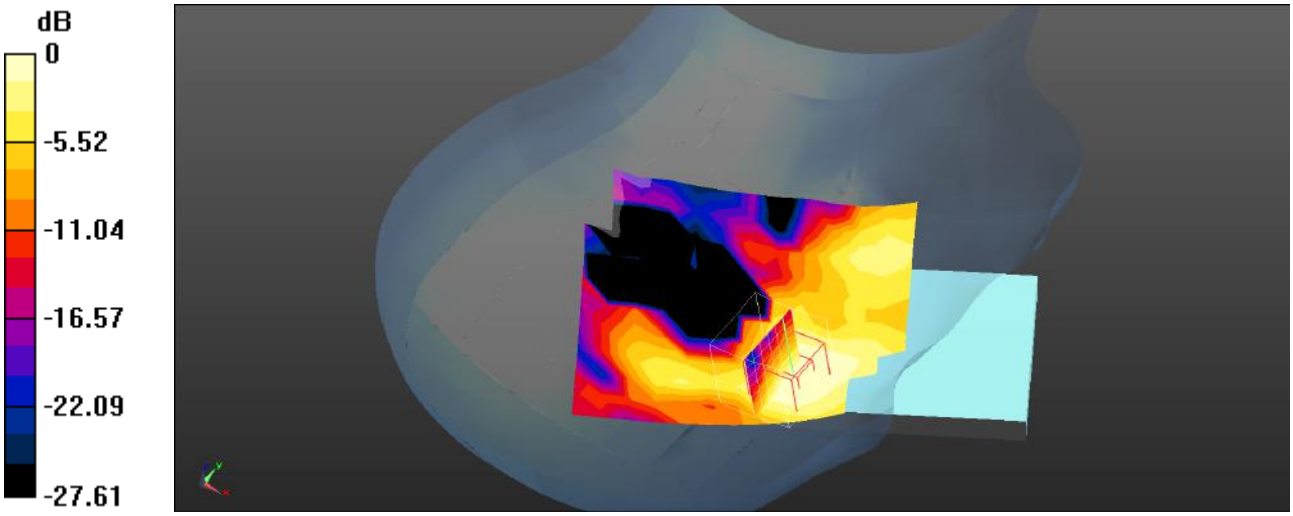

0 dB = 0.0662 W/kg = -11.79 dBW/kg

Plot 80#: LTE Band 7_50%RB_Head Right Cheek_Mid

DUT: 4G Smart Phone; Type: MAX 3 ULTRA; Serial: SZNS220812-36653E-SA-S1

Communication System: UID 0, Generic FDD-LTE (0); Frequency: 2535 MHz;Duty Cycle: 1:1
Medium parameters used (interpolated): f = 2535 MHz; σ = 1.895 S/m; εr = 38.696; ρ = 1000 kg/m^3
Phantom section: Right Section

DASY5 Configuration:

- Probe: EX3DV4 - SN7441; ConvF(7.54, 7.54, 7.54) @ 2535 MHz; Calibrated: 2022/05/16
- Sensor-Surface: 4mm (Mechanical Surface Detection)
- Electronics: DAE4 Sn1211; Calibrated: 2022/03/01
- Phantom: Twin SAM; Type: QD000P40CD; Serial: 1744
- Measurement SW: DASY52, Version 52.10 (4); SEMCAD X Version 14.6.14 (7501)

Head Right Cheek/LTE Band 7 50%RB Mid/Area Scan (11x13x1): Measurement grid: dx=10mm, dy=10mm
Maximum value of SAR (measured) = 0.0575 W/kg

Head Right Cheek/LTE Band 7 50%RB Mid/Zoom Scan (7x7x7)/Cube 0: Measurement grid: dx=5mm, dy=5mm, dz=5mm
Reference Value = 0 V/m; Power Drift = 0.10 dB
Peak SAR (extrapolated) = 0.0840 W/kg
SAR(1 g) = 0.047 W/kg; SAR(10 g) = 0.023 W/kg
Maximum value of SAR (measured) = 0.0535 W/kg

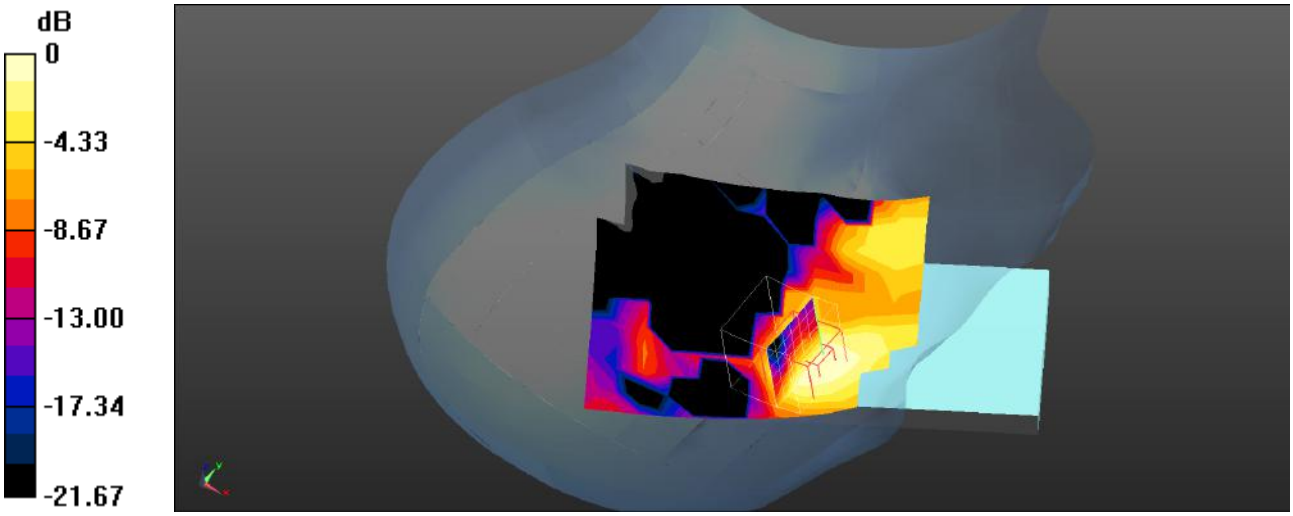

0 dB = 0.0535 W/kg = -12.72 dBW/kg

Plot 81#: LTE Band 7_1RB_Head Right Tilt_Mid

DUT: 4G Smart Phone; Type: MAX 3 ULTRA; Serial: SZNS220812-36653E-SA-S1

Communication System: UID 0, Generic FDD-LTE (0); Frequency: 2535 MHz;Duty Cycle: 1:1
Medium parameters used (interpolated): f = 2535 MHz; σ = 1.895 S/m; εr = 38.696; ρ = 1000 kg/m^3
Phantom section: Right Section

DASY5 Configuration:

- Probe: EX3DV4 - SN7441; ConvF(7.54, 7.54, 7.54) @ 2535 MHz; Calibrated: 2022/05/16
- Sensor-Surface: 4mm (Mechanical Surface Detection)
- Electronics: DAE4 Sn1211; Calibrated: 2022/03/01
- Phantom: Twin SAM; Type: QD000P40CD; Serial: 1744
- Measurement SW: DASY52, Version 52.10 (4); SEMCAD X Version 14.6.14 (7501)

Head Right Tilt/LTE Band 7 1RB Mid/Area Scan (11x13x1): Measurement grid: dx=10mm, dy=10mm
Maximum value of SAR (measured) = 0.0774 W/kg

Head Right Tilt/LTE Band 7 1RB Mid/Zoom Scan (7x7x7)/Cube 0: Measurement grid: dx=5mm, dy=5mm, dz=5mm
Reference Value = 2.001 V/m; Power Drift = 0.19 dB
Peak SAR (extrapolated) = 0.122 W/kg
SAR(1 g) = 0.064 W/kg; SAR(10 g) = 0.027 W/kg
Maximum value of SAR (measured) = 0.0765 W/kg

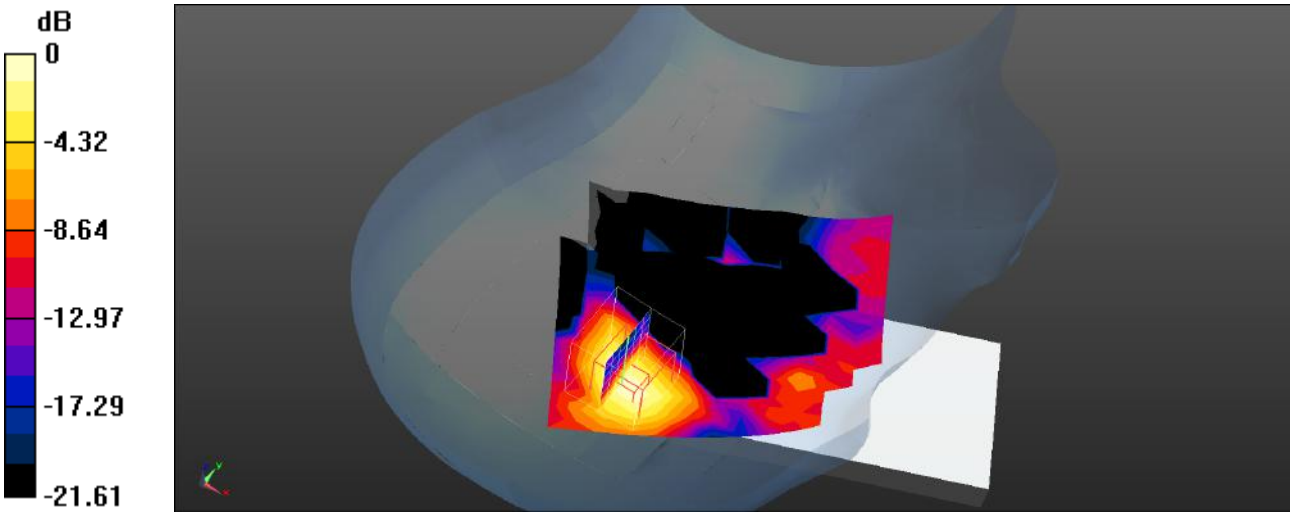

0 dB = 0.0765 W/kg = -11.16 dBW/kg

Plot 82#: LTE Band 7_50%RB_Head Right Tilt_Mid

DUT: 4G Smart Phone; Type: MAX 3 ULTRA; Serial: SZNS220812-36653E-SA-S1

Communication System: UID 0, Generic FDD-LTE (0); Frequency: 2535 MHz;Duty Cycle: 1:1
Medium parameters used (interpolated): f = 2535 MHz; σ = 1.895 S/m; εr = 38.696; ρ = 1000 kg/m^3
Phantom section: Right Section

DASY5 Configuration:

- Probe: EX3DV4 - SN7441; ConvF(7.54, 7.54, 7.54) @ 2535 MHz; Calibrated: 2022/05/16
- Sensor-Surface: 4mm (Mechanical Surface Detection)
- Electronics: DAE4 Sn1211; Calibrated: 2022/03/01
- Phantom: Twin SAM; Type: QD000P40CD; Serial: 1744
- Measurement SW: DASY52, Version 52.10 (4); SEMCAD X Version 14.6.14 (7501)

Head Right Tilt/LTE Band 7 50%RB Mid/Area Scan (11x13x1): Measurement grid: dx=10mm, dy=10mm
Maximum value of SAR (measured) = 0.0546 W/kg

Head Right Tilt/LTE Band 7 50%RB Mid/Zoom Scan (7x7x7)/Cube 0: Measurement grid: dx=5mm, dy=5mm, dz=5mm
Reference Value = 1.535 V/m; Power Drift = 0.16 dB
Peak SAR (extrapolated) = 0.0790 W/kg
SAR(1 g) = 0.050 W/kg; SAR(10 g) = 0.019 W/kg
Maximum value of SAR (measured) = 0.0576 W/kg

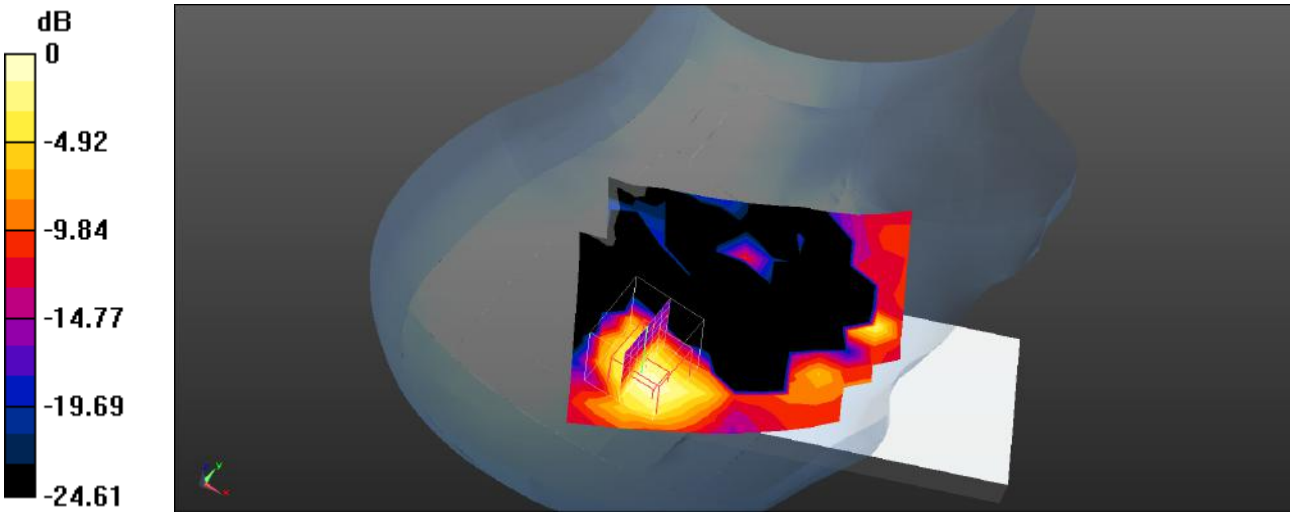

0 dB = 0.0576 W/kg = -12.40 dBW/kg

Plot 83#: LTE Band 7_1RB_Body Front_Mid

DUT: 4G Smart Phone; Type: MAX 3 ULTRA; Serial: SZNS220812-36653E-SA-S1

Communication System: UID 0, Generic FDD-LTE (0); Frequency: 2535 MHz;Duty Cycle: 1:1
Medium parameters used (interpolated): f = 2535 MHz; σ = 1.895 S/m; εr = 38.696; ρ = 1000 kg/m^3
Phantom section: Flat Section

DASY5 Configuration:

- Probe: EX3DV4 - SN7441; ConvF(7.54, 7.54, 7.54) @ 2535 MHz; Calibrated: 2022/05/16
- Sensor-Surface: 4mm (Mechanical Surface Detection)
- Electronics: DAE4 Sn1211; Calibrated: 2022/03/01
- Phantom: Twin SAM; Type: QD000P40CD; Serial: 1744
- Measurement SW: DASY52, Version 52.10 (4); SEMCAD X Version 14.6.14 (7501)

Body Front/LTE Band 7 1RB Mid/Area Scan (11x18x1): Measurement grid: dx=10mm, dy=10mm
Maximum value of SAR (measured) = 0.157 W/kg

Body Front/LTE Band 7 1RB Mid/Zoom Scan (7x7x7)/Cube 0: Measurement grid: dx=5mm, dy=5mm, dz=5mm
Reference Value = 3.395 V/m; Power Drift = 0.19 dB
Peak SAR (extrapolated) = 0.294 W/kg
SAR(1 g) = 0.153 W/kg; SAR(10 g) = 0.080 W/kg
Maximum value of SAR (measured) = 0.165 W/kg

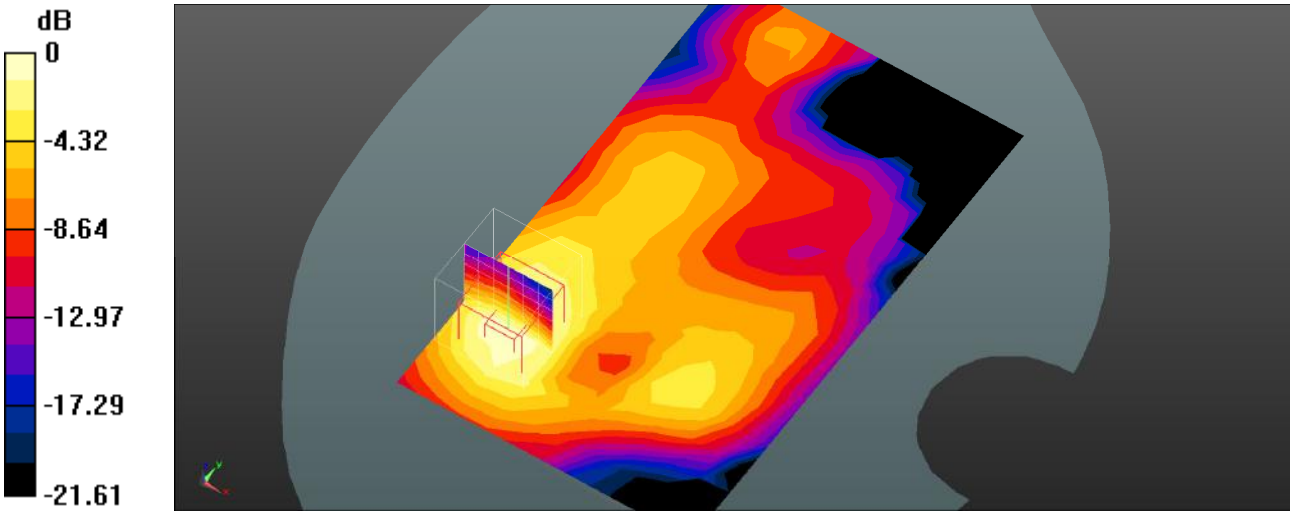

0 dB = 0.165 W/kg = -7.83 dBW/kg

Plot 84#: LTE Band 7_50%RB_Body Front_Mid

DUT: 4G Smart Phone; Type: MAX 3 ULTRA; Serial: SZNS220812-36653E-SA-S1

Communication System: UID 0, Generic FDD-LTE (0); Frequency: 2535 MHz;Duty Cycle: 1:1
Medium parameters used (interpolated): f = 2535 MHz; σ = 1.895 S/m; εr = 38.696; ρ = 1000 kg/m^3
Phantom section: Flat Section

DASY5 Configuration:

- Probe: EX3DV4 - SN7441; ConvF(7.54, 7.54, 7.54) @ 2535 MHz; Calibrated: 2022/05/16
- Sensor-Surface: 4mm (Mechanical Surface Detection)
- Electronics: DAE4 Sn1211; Calibrated: 2022/03/01
- Phantom: Twin SAM; Type: QD000P40CD; Serial: 1744
- Measurement SW: DASY52, Version 52.10 (4); SEMCAD X Version 14.6.14 (7501)

Body Front/LTE Band 7 50%RB Mid/Area Scan (11x18x1): Measurement grid: dx=10mm, dy=10mm
Maximum value of SAR (measured) = 0.125 W/kg

Body Front/LTE Band 7 50%RB Mid/Zoom Scan (7x7x7)/Cube 0: Measurement grid: dx=5mm, dy=5mm, dz=5mm
Reference Value = 2.989 V/m; Power Drift = 0.15 dB
Peak SAR (extrapolated) = 0.218 W/kg
SAR(1 g) = 0.119 W/kg; SAR(10 g) = 0.063 W/kg
Maximum value of SAR (measured) = 0.131 W/kg

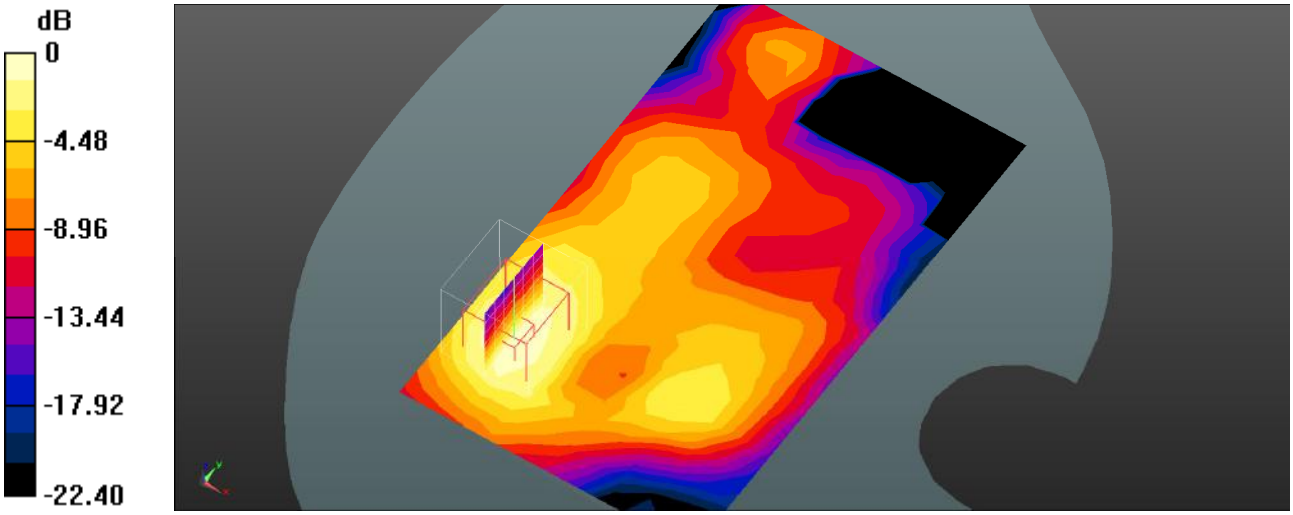

0 dB = 0.131 W/kg = -8.83 dBW/kg

Plot 85#: LTE Band 7_1RB_Body Back_Mid

DUT: 4G Smart Phone; Type: MAX 3 ULTRA; Serial: SZNS220812-36653E-SA-S1

Communication System: UID 0, Generic FDD-LTE (0); Frequency: 2535 MHz;Duty Cycle: 1:1
Medium parameters used (interpolated): f = 2535 MHz; σ = 1.895 S/m; εr = 38.696; ρ = 1000 kg/m^3
Phantom section: Flat Section

DASY5 Configuration:

- Probe: EX3DV4 - SN7441; ConvF(7.54, 7.54, 7.54) @ 2535 MHz; Calibrated: 2022/05/16
- Sensor-Surface: 4mm (Mechanical Surface Detection)
- Electronics: DAE4 Sn1211; Calibrated: 2022/03/01
- Phantom: Twin SAM; Type: QD000P40CD; Serial: 1744
- Measurement SW: DASY52, Version 52.10 (4); SEMCAD X Version 14.6.14 (7501)

Body Back/LTE Band 7 1RB Mid/Area Scan (11x18x1): Measurement grid: dx=10mm, dy=10mm
Maximum value of SAR (measured) = 0.136 W/kg

Body Back/LTE Band 7 1RB Mid/Zoom Scan (7x7x7)/Cube 0: Measurement grid: dx=5mm, dy=5mm, dz=5mm
Reference Value = 5.829 V/m; Power Drift = 0.01 dB
Peak SAR (extrapolated) = 0.210 W/kg
SAR(1 g) = 0.128 W/kg; SAR(10 g) = 0.076 W/kg
Maximum value of SAR (measured) = 0.137 W/kg

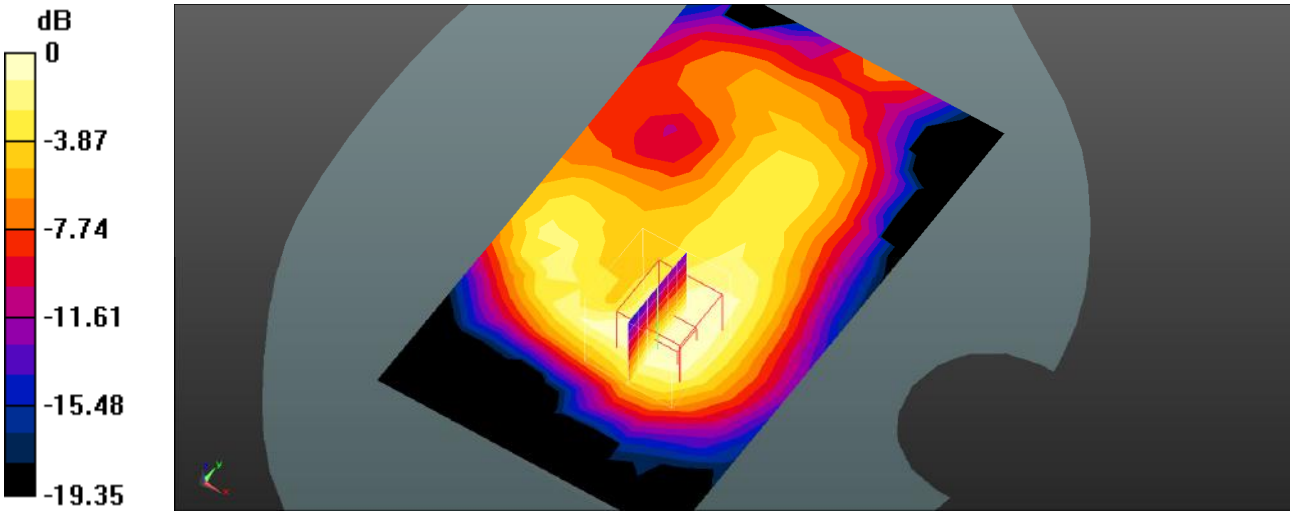

0 dB = 0.137 W/kg = -8.63 dBW/kg

Plot 86#: LTE Band 7_50%RB_Body Back_Mid

DUT: 4G Smart Phone; Type: MAX 3 ULTRA; Serial: SZNS220812-36653E-SA-S1

Communication System: UID 0, Generic FDD-LTE (0); Frequency: 2535 MHz;Duty Cycle: 1:1
Medium parameters used (interpolated): f = 2535 MHz; σ = 1.895 S/m; εr = 38.696; ρ = 1000 kg/m^3
Phantom section: Flat Section

DASY5 Configuration:

- Probe: EX3DV4 - SN7441; ConvF(7.54, 7.54, 7.54) @ 2535 MHz; Calibrated: 2022/05/16
- Sensor-Surface: 4mm (Mechanical Surface Detection)
- Electronics: DAE4 Sn1211; Calibrated: 2022/03/01
- Phantom: Twin SAM; Type: QD000P40CD; Serial: 1744
- Measurement SW: DASY52, Version 52.10 (4); SEMCAD X Version 14.6.14 (7501)

Body Back/LTE Band 7 50%RB Mid/Area Scan (11x18x1): Measurement grid: dx=10mm, dy=10mm
Maximum value of SAR (measured) = 0.106 W/kg

Body Back/LTE Band 7 50%RB Mid/Zoom Scan (7x7x7)/Cube 0: Measurement grid: dx=5mm, dy=5mm, dz=5mm
Reference Value = 4.993 V/m; Power Drift = 0.18 dB
Peak SAR (extrapolated) = 0.158 W/kg
SAR(1 g) = 0.099 W/kg; SAR(10 g) = 0.058 W/kg
Maximum value of SAR (measured) = 0.108 W/kg

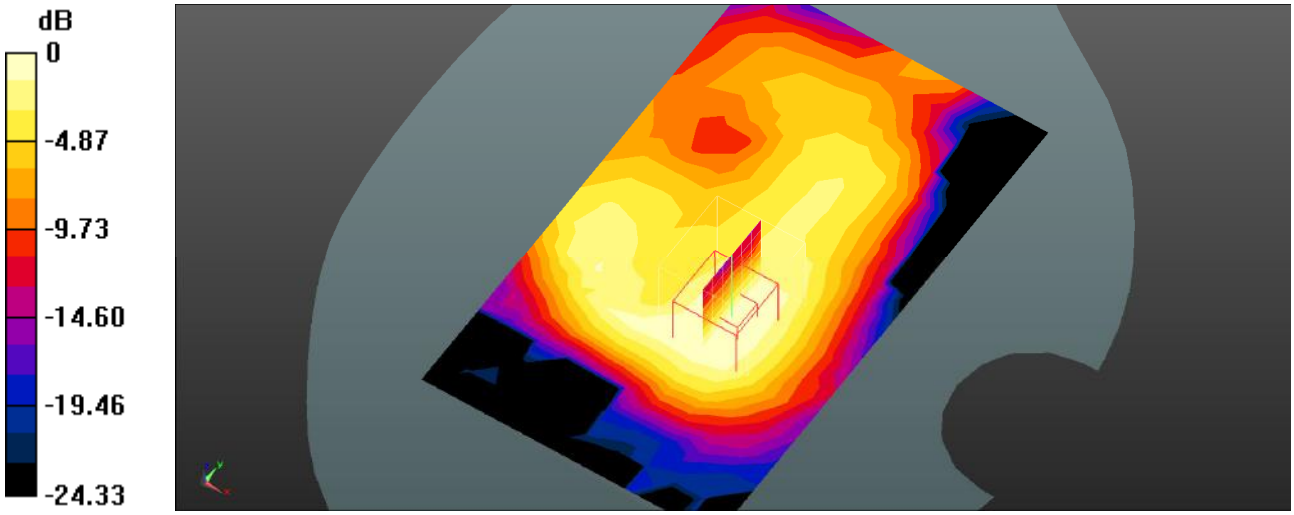

0 dB = 0.108 W/kg = -9.67 dBW/kg

Plot 87#: LTE Band 7_1RB_Body Left_Mid

DUT: 4G Smart Phone; Type: MAX 3 ULTRA; Serial: SZNS220812-36653E-SA-S1

Communication System: UID 0, Generic FDD-LTE (0); Frequency: 2535 MHz;Duty Cycle: 1:1
Medium parameters used (interpolated): f = 2535 MHz; σ = 1.895 S/m; εr = 38.696; ρ = 1000 kg/m^3
Phantom section: Flat Section

DASY5 Configuration:

- Probe: EX3DV4 - SN7441; ConvF(7.54, 7.54, 7.54) @ 2535 MHz; Calibrated: 2022/05/16
- Sensor-Surface: 4mm (Mechanical Surface Detection)
- Electronics: DAE4 Sn1211; Calibrated: 2022/03/01
- Phantom: Twin SAM; Type: QD000P40CD; Serial: 1744
- Measurement SW: DASY52, Version 52.10 (4); SEMCAD X Version 14.6.14 (7501)

Body Left/LTE Band 7 1RB Mid/Area Scan (11x13x1): Measurement grid: dx=10mm, dy=10mm
Maximum value of SAR (measured) = 0.176 W/kg

Body Left/LTE Band 7 1RB Mid/Zoom Scan (7x7x7)/Cube 0: Measurement grid: dx=5mm, dy=5mm, dz=5mm
Reference Value = 9.569 V/m; Power Drift = -0.06 dB
Peak SAR (extrapolated) = 0.270 W/kg
SAR(1 g) = 0.160 W/kg; SAR(10 g) = 0.086 W/kg
Maximum value of SAR (measured) = 0.178 W/kg

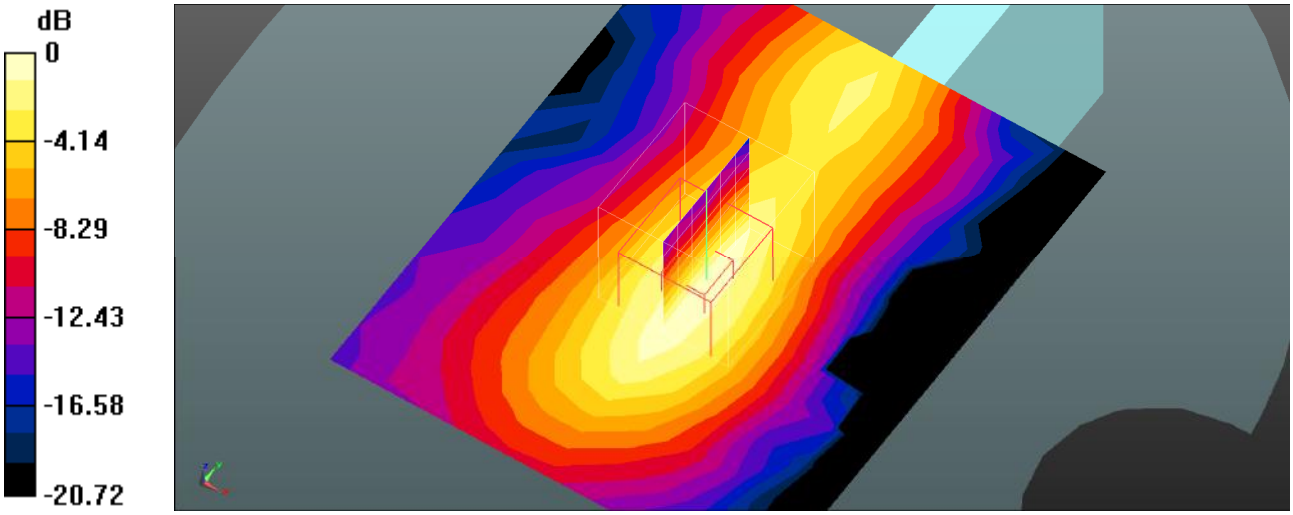

0 dB = 0.178 W/kg = -7.50 dBW/kg

Plot 88#: LTE Band 7_50%RB_Body Left_Mid

DUT: 4G Smart Phone; Type: MAX 3 ULTRA; Serial: SZNS220812-36653E-SA-S1

Communication System: UID 0, Generic FDD-LTE (0); Frequency: 2535 MHz;Duty Cycle: 1:1
Medium parameters used (interpolated): f = 2535 MHz; σ = 1.895 S/m; εr = 38.696; ρ = 1000 kg/m^3
Phantom section: Flat Section

DASY5 Configuration:

- Probe: EX3DV4 - SN7441; ConvF(7.54, 7.54, 7.54) @ 2535 MHz; Calibrated: 2022/05/16
- Sensor-Surface: 4mm (Mechanical Surface Detection)
- Electronics: DAE4 Sn1211; Calibrated: 2022/03/01
- Phantom: Twin SAM; Type: QD000P40CD; Serial: 1744
- Measurement SW: DASY52, Version 52.10 (4); SEMCAD X Version 14.6.14 (7501)

Body Left/LTE Band 7 50%RB Mid/Area Scan (11x13x1): Measurement grid: dx=10mm, dy=10mm
Maximum value of SAR (measured) = 0.144 W/kg

Body Left/LTE Band 7 50%RB Mid/Zoom Scan (7x7x7)/Cube 0: Measurement grid: dx=5mm, dy=5mm, dz=5mm
Reference Value = 8.579 V/m; Power Drift = -0.12 dB
Peak SAR (extrapolated) = 0.221 W/kg
SAR(1 g) = 0.127 W/kg; SAR(10 g) = 0.068 W/kg
Maximum value of SAR (measured) = 0.141 W/kg

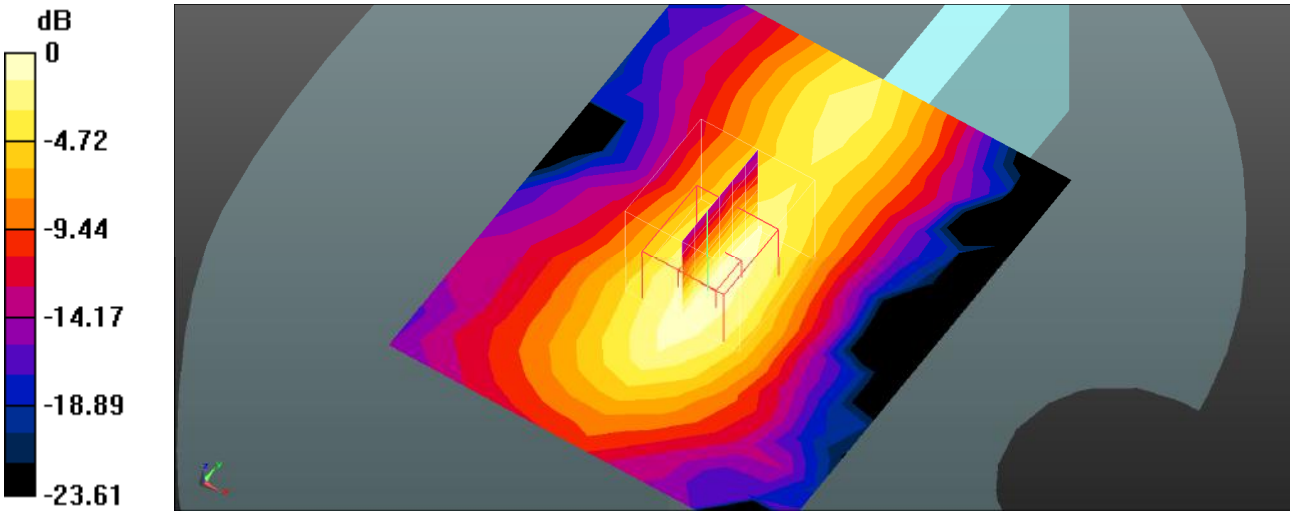

0 dB = 0.141 W/kg = -8.51 dBW/kg

Plot 89#: LTE Band 7_1RB_Body Right_Mid

DUT: 4G Smart Phone; Type: MAX 3 ULTRA; Serial: SZNS220812-36653E-SA-S1

Communication System: UID 0, Generic FDD-LTE (0); Frequency: 2535 MHz;Duty Cycle: 1:1
Medium parameters used (interpolated): f = 2535 MHz; σ = 1.895 S/m; εr = 38.696; ρ = 1000 kg/m^3
Phantom section: Flat Section

DASY5 Configuration:

- Probe: EX3DV4 - SN7441; ConvF(7.54, 7.54, 7.54) @ 2535 MHz; Calibrated: 2022/05/16
- Sensor-Surface: 4mm (Mechanical Surface Detection)
- Electronics: DAE4 Sn1211; Calibrated: 2022/03/01
- Phantom: Twin SAM; Type: QD000P40CD; Serial: 1744
- Measurement SW: DASY52, Version 52.10 (4); SEMCAD X Version 14.6.14 (7501)

Body Right/LTE Band 7 1RB Mid/Area Scan (10x18x1): Measurement grid: dx=10mm, dy=10mm
Maximum value of SAR (measured) = 0.0168 W/kg

Body Right/LTE Band 7 1RB Mid/Zoom Scan (7x7x7)/Cube 0: Measurement grid: dx=5mm, dy=5mm, dz=5mm
Reference Value = 1.743 V/m; Power Drift = 0.07 dB
Peak SAR (extrapolated) = 0.0820 W/kg
SAR(1 g) = 0.018 W/kg; SAR(10 g) = 0.00734 W/kg
Maximum value of SAR (measured) = 0.0169 W/kg

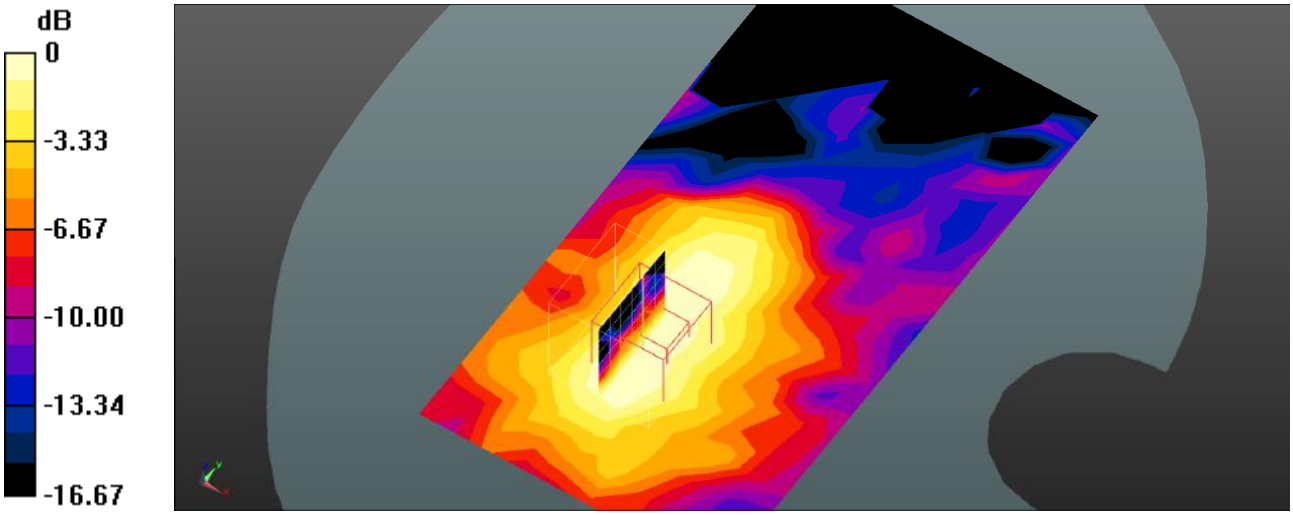

0 dB = 0.0169 W/kg = -17.72 dBW/kg

Plot 90#: LTE Band 7_50%RB_Body Right_Mid

DUT: 4G Smart Phone; Type: MAX 3 ULTRA; Serial: SZNS220812-36653E-SA-S1

Communication System: UID 0, Generic FDD-LTE (0); Frequency: 2535 MHz;Duty Cycle: 1:1
Medium parameters used (interpolated): f = 2535 MHz; σ = 1.895 S/m; εr = 38.696; ρ = 1000 kg/m^3
Phantom section: Flat Section

DASY5 Configuration:

- Probe: EX3DV4 - SN7441; ConvF(7.54, 7.54, 7.54) @ 2535 MHz; Calibrated: 2022/05/16
- Sensor-Surface: 4mm (Mechanical Surface Detection)
- Electronics: DAE4 Sn1211; Calibrated: 2022/03/01
- Phantom: Twin SAM; Type: QD000P40CD; Serial: 1744
- Measurement SW: DASY52, Version 52.10 (4); SEMCAD X Version 14.6.14 (7501)

Body Right/LTE Band 7 50%RB Mid 2/Area Scan (9x18x1): Measurement grid: dx=10mm, dy=10mm
Maximum value of SAR (measured) = 0.0112 W/kg

Body Right/LTE Band 7 50%RB Mid 2/Zoom Scan (7x7x7)/Cube 0: Measurement grid: dx=5mm, dy=5mm, dz=5mm
Reference Value = 1.654 V/m; Power Drift = -0.18 dB
Peak SAR (extrapolated) = 0.0250 W/kg
SAR(1 g) = 0.011 W/kg; SAR(10 g) = 0.00548 W/kg
Maximum value of SAR (measured) = 0.0130 W/kg



0 dB = 0.0130 W/kg = -18.86 dBW/kg

Plot 91#: LTE Band 7_1RB_Body Bottom_Mid

DUT: 4G Smart Phone; Type: MAX 3 ULTRA; Serial: SZNS220812-36653E-SA-S1

Communication System: UID 0, Generic FDD-LTE (0); Frequency: 2535 MHz;Duty Cycle: 1:1
Medium parameters used (interpolated): f = 2535 MHz; σ = 1.895 S/m; εr = 38.696; ρ = 1000 kg/m^3
Phantom section: Flat Section

DASY5 Configuration:

- Probe: EX3DV4 - SN7441; ConvF(7.54, 7.54, 7.54) @ 2535 MHz; Calibrated: 2022/05/16
- Sensor-Surface: 4mm (Mechanical Surface Detection)
- Electronics: DAE4 Sn1211; Calibrated: 2022/03/01
- Phantom: Twin SAM; Type: QD000P40CD; Serial: 1744
- Measurement SW: DASY52, Version 52.10 (4); SEMCAD X Version 14.6.14 (7501)

Body Bottom/LTE Band 7 1RB Mid/Area Scan (11x13x1): Measurement grid: dx=10mm, dy=10mm
Maximum value of SAR (measured) = 0.210 W/kg

Body Bottom/LTE Band 7 1RB Mid/Zoom Scan (7x7x7)/Cube 0: Measurement grid: dx=5mm, dy=5mm, dz=5mm
Reference Value = 7.447 V/m; Power Drift = 0.14 dB
Peak SAR (extrapolated) = 0.310 W/kg
SAR(1 g) = 0.173 W/kg; SAR(10 g) = 0.082 W/kg
Maximum value of SAR (measured) = 0.204 W/kg

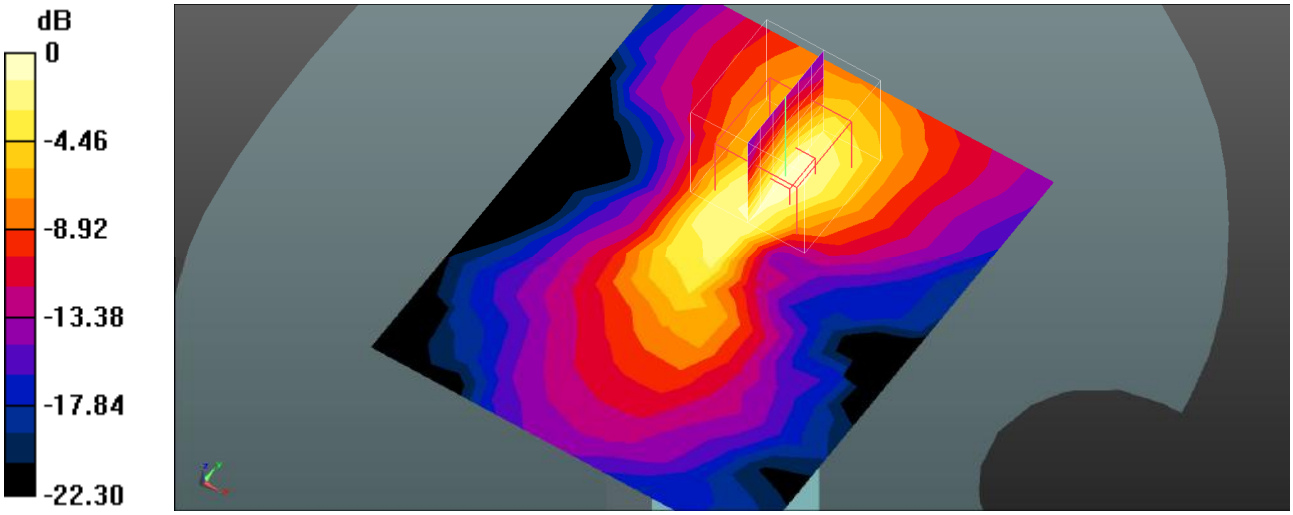

0 dB = 0.204 W/kg = -6.90 dBW/kg

Plot 92#: LTE Band 7_50%RB_Body Bottom_Mid

DUT: 4G Smart Phone; Type: MAX 3 ULTRA; Serial: SZNS220812-36653E-SA-S1

Communication System: UID 0, Generic FDD-LTE (0); Frequency: 2535 MHz;Duty Cycle: 1:1
Medium parameters used (interpolated): f = 2535 MHz; σ = 1.895 S/m; εr = 38.696; ρ = 1000 kg/m^3
Phantom section: Flat Section

DASY5 Configuration:

- Probe: EX3DV4 - SN7441; ConvF(7.54, 7.54, 7.54) @ 2535 MHz; Calibrated: 2022/05/16
- Sensor-Surface: 4mm (Mechanical Surface Detection)
- Electronics: DAE4 Sn1211; Calibrated: 2022/03/01
- Phantom: Twin SAM; Type: QD000P40CD; Serial: 1744
- Measurement SW: DASY52, Version 52.10 (4); SEMCAD X Version 14.6.14 (7501)

Body Bottom/LTE Band 7 50%RB Mid/Area Scan (11x13x1): Measurement grid: dx=10mm, dy=10mm
Maximum value of SAR (measured) = 0.159 W/kg

Body Bottom/LTE Band 7 50%RB Mid/Zoom Scan (7x7x7)/Cube 0: Measurement grid: dx=5mm, dy=5mm, dz=5mm
Reference Value = 6.383 V/m; Power Drift = 0.15 dB
Peak SAR (extrapolated) = 0.253 W/kg
SAR(1 g) = 0.139 W/kg; SAR(10 g) = 0.065 W/kg
Maximum value of SAR (measured) = 0.164 W/kg

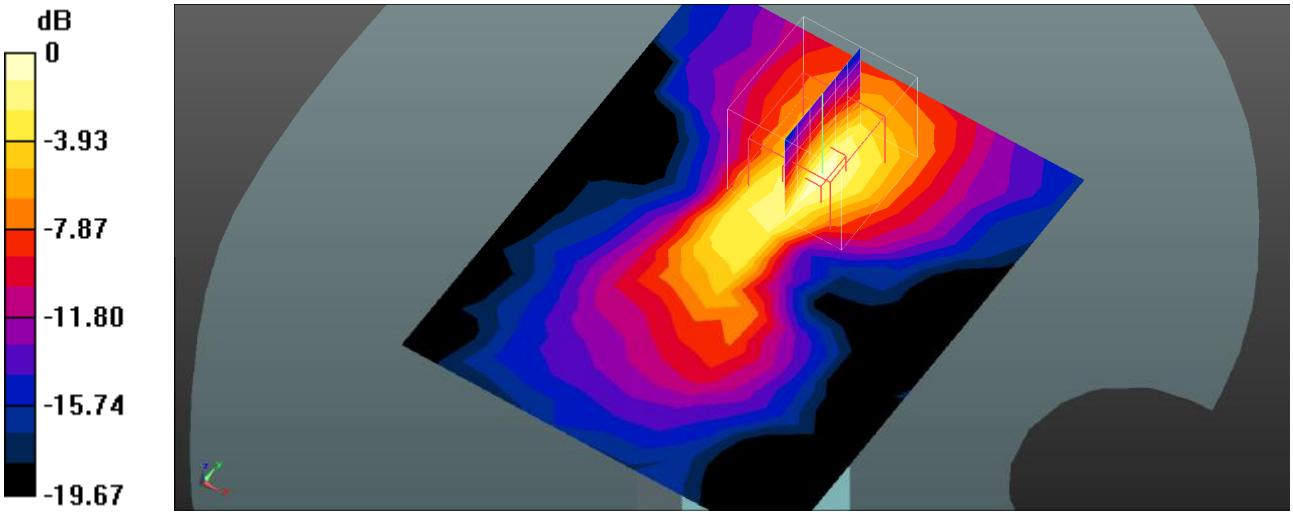

0 dB = 0.164 W/kg = -7.85 dBW/kg

Plot 93#: LTE Band 12_1RB_Head Left Cheek_Mid

DUT: 4G Smart Phone; Type: MAX 3 ULTRA; Serial: SZNS220812-36653E-SA-S1

Communication System: UID 0, Generic FDD-LTE (0); Frequency: 707.5 MHz;Duty Cycle: 1:1
Medium parameters used (interpolated): f = 707.5 MHz; σ = 0.872 S/m; εr = 43.012; ρ = 1000 kg/m^3
Phantom section: Left Section

DASY5 Configuration:

- Probe: EX3DV4 - SN7441; ConvF(10.04, 10.04, 10.04) @ 707.5 MHz; Calibrated: 2022/05/16
- Sensor-Surface: 4mm (Mechanical Surface Detection)
- Electronics: DAE4 Sn1211; Calibrated: 2022/03/01
- Phantom: Twin SAM; Type: QD000P40CD; Serial: 1744
- Measurement SW: DASY52, Version 52.10 (4); SEMCAD X Version 14.6.14 (7501)

Head Left Cheek/LTE Band 12 1RB Mid/Area Scan (8x10x1): Measurement grid: dx=15mm, dy=15mm
Maximum value of SAR (measured) = 0.218 W/kg

Head Left Cheek/LTE Band 12 1RB Mid/Zoom Scan (5x5x7)/Cube 0: Measurement grid: dx=8mm, dy=8mm, dz=5mm
Reference Value = 4.828 V/m; Power Drift = 0.03 dB
Peak SAR (extrapolated) = 0.237 W/kg
SAR(1 g) = 0.211 W/kg; SAR(10 g) = 0.168 W/kg
Maximum value of SAR (measured) = 0.212 W/kg

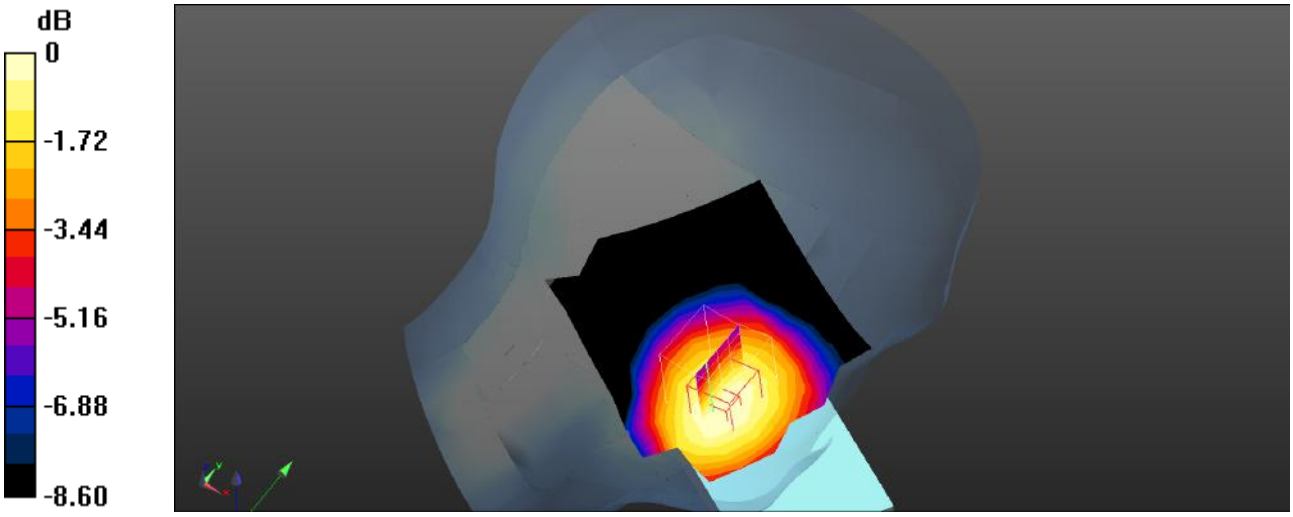

0 dB = 0.212 W/kg = -6.74 dBW/kg

Plot 94#: LTE Band 12_50%RB_Head Left Cheek_Mid

DUT: 4G Smart Phone; Type: MAX 3 ULTRA; Serial: SZNS220812-36653E-SA-S1

Communication System: UID 0, Generic FDD-LTE (0); Frequency: 707.5 MHz;Duty Cycle: 1:1
Medium parameters used (interpolated): f = 707.5 MHz; σ = 0.872 S/m; εr = 43.012; ρ = 1000 kg/m^3
Phantom section: Left Section

DASY5 Configuration:

- Probe: EX3DV4 - SN7441; ConvF(10.04, 10.04, 10.04) @ 707.5 MHz; Calibrated: 2022/05/16
- Sensor-Surface: 4mm (Mechanical Surface Detection)
- Electronics: DAE4 Sn1211; Calibrated: 2022/03/01
- Phantom: Twin SAM; Type: QD000P40CD; Serial: 1744
- Measurement SW: DASY52, Version 52.10 (4); SEMCAD X Version 14.6.14 (7501)

Head Left Cheek/LTE Band 12 50%RB Mid/Area Scan (8x10x1): Measurement grid: dx=15mm, dy=15mm
Maximum value of SAR (measured) = 0.177 W/kg

Head Left Cheek/LTE Band 12 50%RB Mid/Zoom Scan (5x5x7)/Cube 0: Measurement grid: dx=8mm, dy=8mm, dz=5mm
Reference Value = 4.104 V/m; Power Drift = 0.17 dB
Peak SAR (extrapolated) = 0.195 W/kg
SAR(1 g) = 0.175 W/kg; SAR(10 g) = 0.140 W/kg
Maximum value of SAR (measured) = 0.177 W/kg

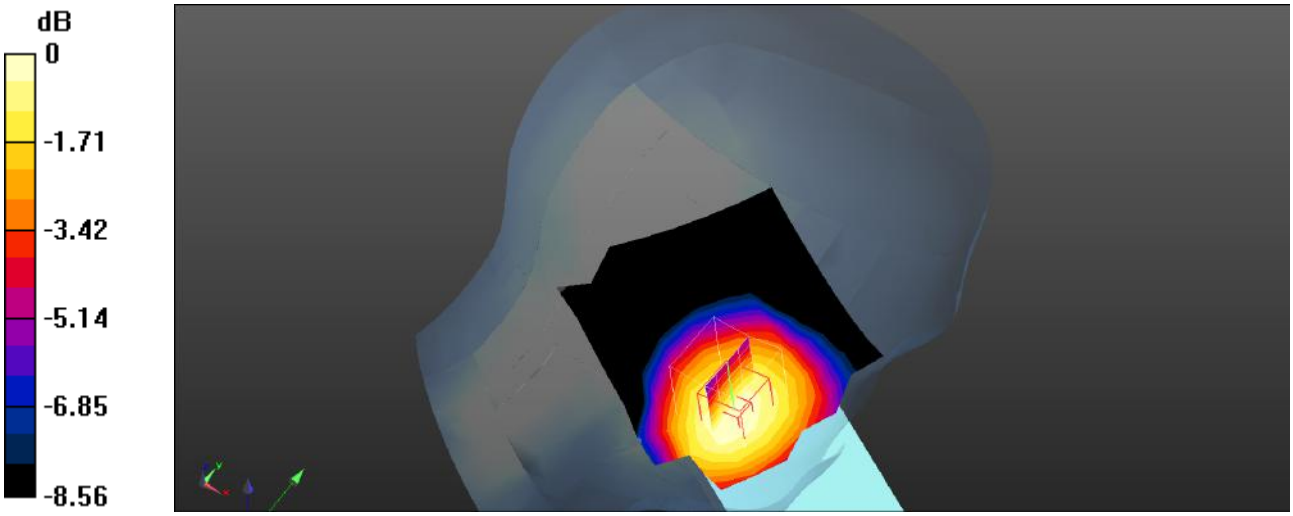

0 dB = 0.177 W/kg = -7.52 dBW/kg

Plot 95#: LTE Band 12_1RB_Head Left Tilt_Mid

DUT: 4G Smart Phone; Type: MAX 3 ULTRA; Serial: SZNS220812-36653E-SA-S1

Communication System: UID 0, Generic FDD-LTE (0); Frequency: 707.5 MHz;Duty Cycle: 1:1
Medium parameters used (interpolated): f = 707.5 MHz; σ = 0.872 S/m; εr = 43.012; ρ = 1000 kg/m^3
Phantom section: Left Section

DASY5 Configuration:

- Probe: EX3DV4 - SN7441; ConvF(10.04, 10.04, 10.04) @ 707.5 MHz; Calibrated: 2022/05/16
- Sensor-Surface: 4mm (Mechanical Surface Detection)
- Electronics: DAE4 Sn1211; Calibrated: 2022/03/01
- Phantom: Twin SAM; Type: QD000P40CD; Serial: 1744
- Measurement SW: DASY52, Version 52.10 (4); SEMCAD X Version 14.6.14 (7501)

Head Left Tilt/LTE Band 12 1RB Mid/Area Scan (8x10x1): Measurement grid: dx=15mm, dy=15mm
Maximum value of SAR (measured) = 0.132 W/kg

Head Left Tilt/LTE Band 12 1RB Mid/Zoom Scan (5x5x7)/Cube 0: Measurement grid: dx=8mm, dy=8mm, dz=5mm
Reference Value = 7.882 V/m; Power Drift = 0.07 dB
Peak SAR (extrapolated) = 0.145 W/kg
SAR(1 g) = 0.104 W/kg; SAR(10 g) = 0.065 W/kg
Maximum value of SAR (measured) = 0.122 W/kg



0 dB = 0.122 W/kg = -9.14 dBW/kg

Plot 96#: LTE Band 12_50%RB_Head Left Tilt_Mid

DUT: 4G Smart Phone; Type: MAX 3 ULTRA; Serial: SZNS220812-36653E-SA-S1

Communication System: UID 0, Generic FDD-LTE (0); Frequency: 707.5 MHz;Duty Cycle: 1:1
Medium parameters used (interpolated): f = 707.5 MHz; σ = 0.872 S/m; εr = 43.012; ρ = 1000 kg/m^3
Phantom section: Left Section

DASY5 Configuration:

- Probe: EX3DV4 - SN7441; ConvF(10.04, 10.04, 10.04) @ 707.5 MHz; Calibrated: 2022/05/16
- Sensor-Surface: 4mm (Mechanical Surface Detection)
- Electronics: DAE4 Sn1211; Calibrated: 2022/03/01
- Phantom: Twin SAM; Type: QD000P40CD; Serial: 1744
- Measurement SW: DASY52, Version 52.10 (4); SEMCAD X Version 14.6.14 (7501)

Head Left Tilt/LTE Band 12 50%RB Mid/Area Scan (8x10x1): Measurement grid: dx=15mm, dy=15mm
Maximum value of SAR (measured) = 0.112 W/kg

Head Left Tilt/LTE Band 12 50%RB Mid/Zoom Scan (5x5x7)/Cube 0: Measurement grid: dx=8mm, dy=8mm, dz=5mm
Reference Value = 7.318 V/m; Power Drift = -0.12 dB
Peak SAR (extrapolated) = 0.128 W/kg
SAR(1 g) = 0.111 W/kg; SAR(10 g) = 0.087 W/kg
Maximum value of SAR (measured) = 0.115 W/kg

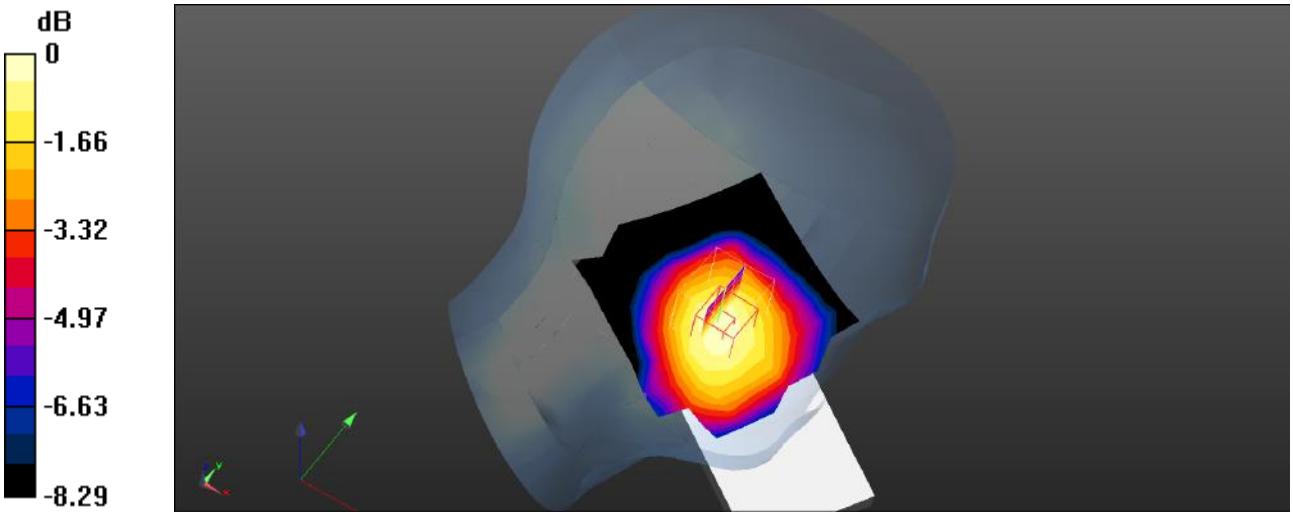

0 dB = 0.115 W/kg = -9.39 dBW/kg

Plot 97#: LTE Band 12_1RB_Head Right Cheek_Mid

DUT: 4G Smart Phone; Type: MAX 3 ULTRA; Serial: SZNS220812-36653E-SA-S1

Communication System: UID 0, Generic FDD-LTE (0); Frequency: 707.5 MHz;Duty Cycle: 1:1
Medium parameters used (interpolated): f = 707.5 MHz; σ = 0.872 S/m; εr = 43.012; ρ = 1000 kg/m^3
Phantom section: Right Section

DASY5 Configuration:

- Probe: EX3DV4 - SN7441; ConvF(10.04, 10.04, 10.04) @ 707.5 MHz; Calibrated: 2022/05/16
- Sensor-Surface: 4mm (Mechanical Surface Detection)
- Electronics: DAE4 Sn1211; Calibrated: 2022/03/01
- Phantom: Twin SAM; Type: QD000P40CD; Serial: 1744
- Measurement SW: DASY52, Version 52.10 (4); SEMCAD X Version 14.6.14 (7501)

Head Right Cheek/LTE Band 12 1RB Mid/Area Scan (8x10x1): Measurement grid: dx=15mm, dy=15mm
Maximum value of SAR (measured) = 0.152 W/kg

Head Right Cheek/LTE Band 12 1RB Mid/Zoom Scan (5x5x7)/Cube 0: Measurement grid: dx=8mm, dy=8mm, dz=5mm
Reference Value = 2.762 V/m; Power Drift = 0.11 dB
Peak SAR (extrapolated) = 0.172 W/kg
SAR(1 g) = 0.151 W/kg; SAR(10 g) = 0.121 W/kg
Maximum value of SAR (measured) = 0.153 W/kg

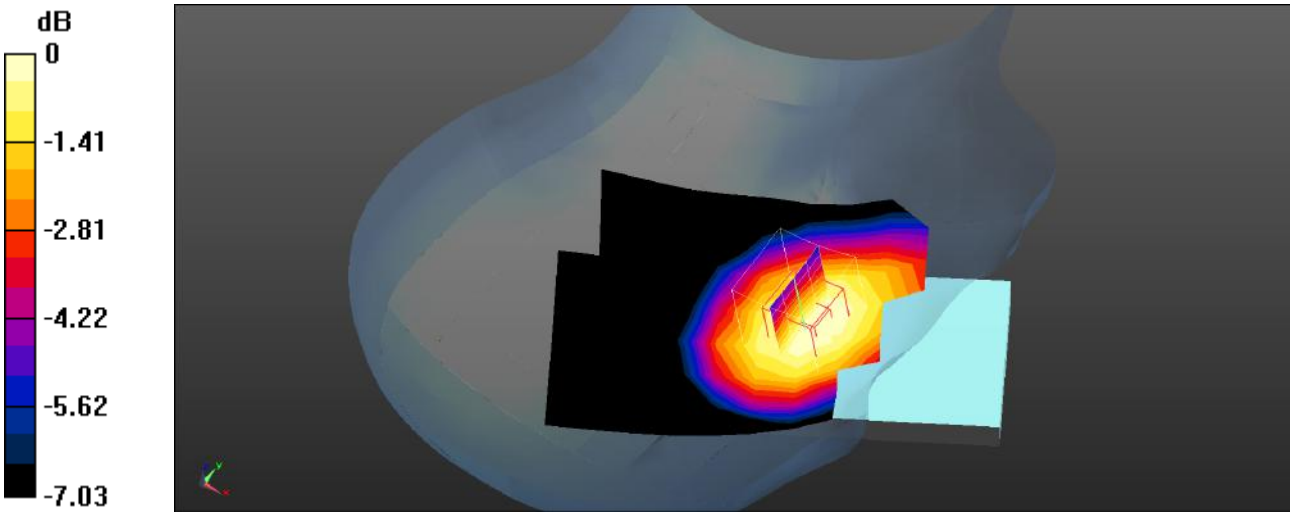

0 dB = 0.153 W/kg = -8.15 dBW/kg

Plot 98#: LTE Band 12_50%RB_Head Right Cheek_Mid

DUT: 4G Smart Phone; Type: MAX 3 ULTRA; Serial: SZNS220812-36653E-SA-S1

Communication System: UID 0, Generic FDD-LTE (0); Frequency: 707.5 MHz;Duty Cycle: 1:1
Medium parameters used (interpolated): f = 707.5 MHz; σ = 0.872 S/m; εr = 43.012; ρ = 1000 kg/m^3
Phantom section: Right Section

DASY5 Configuration:

- Probe: EX3DV4 - SN7441; ConvF(10.04, 10.04, 10.04) @ 707.5 MHz; Calibrated: 2022/05/16
- Sensor-Surface: 4mm (Mechanical Surface Detection)
- Electronics: DAE4 Sn1211; Calibrated: 2022/03/01
- Phantom: Twin SAM; Type: QD000P40CD; Serial: 1744
- Measurement SW: DASY52, Version 52.10 (4); SEMCAD X Version 14.6.14 (7501)

Head Right Cheek/LTE Band 12 50%RB Mid/Area Scan (8x10x1): Measurement grid: dx=15mm, dy=15mm
Maximum value of SAR (measured) = 0.133 W/kg

Head Right Cheek/LTE Band 12 50%RB Mid/Zoom Scan (5x5x7)/Cube 0: Measurement grid: dx=8mm, dy=8mm, dz=5mm
Reference Value = 2.736 V/m; Power Drift = 0.17 dB
Peak SAR (extrapolated) = 0.150 W/kg
SAR(1 g) = 0.130 W/kg; SAR(10 g) = 0.105 W/kg
Maximum value of SAR (measured) = 0.132 W/kg

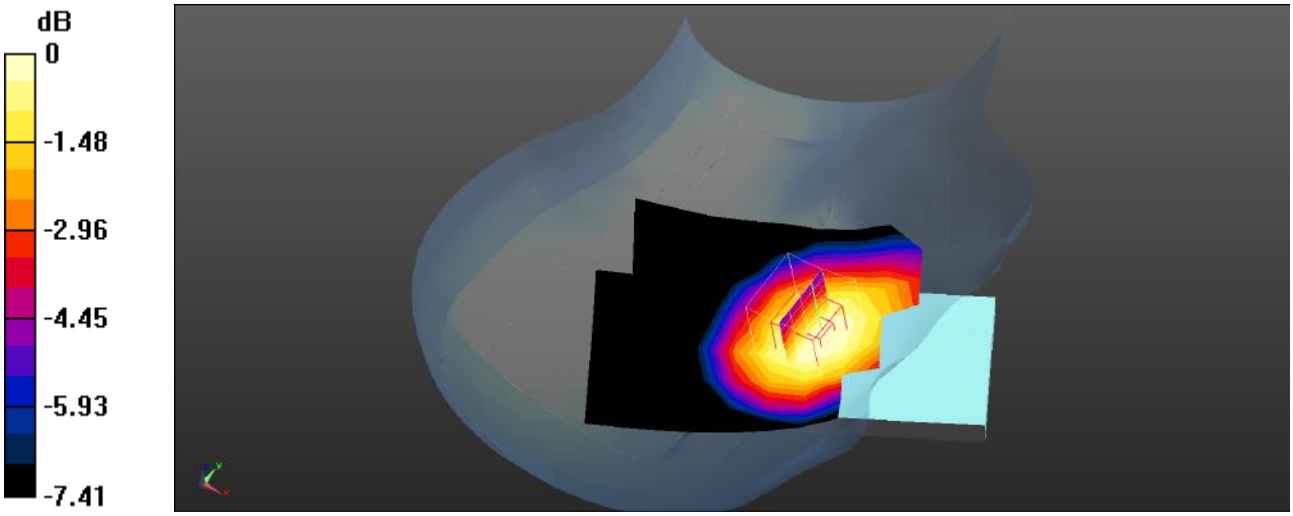

0 dB = 0.132 W/kg = -8.79 dBW/kg

Plot 99#: LTE Band 12_1RB_Head Right Tilt_Mid

DUT: 4G Smart Phone; Type: MAX 3 ULTRA; Serial: SZNS220812-36653E-SA-S1

Communication System: UID 0, Generic FDD-LTE (0); Frequency: 707.5 MHz;Duty Cycle: 1:1
Medium parameters used (interpolated): f = 707.5 MHz; σ = 0.872 S/m; εr = 43.012; ρ = 1000 kg/m^3
Phantom section: Right Section

DASY5 Configuration:

- Probe: EX3DV4 - SN7441; ConvF(10.04, 10.04, 10.04) @ 707.5 MHz; Calibrated: 2022/05/16
- Sensor-Surface: 4mm (Mechanical Surface Detection)
- Electronics: DAE4 Sn1211; Calibrated: 2022/03/01
- Phantom: Twin SAM; Type: QD000P40CD; Serial: 1744
- Measurement SW: DASY52, Version 52.10 (4); SEMCAD X Version 14.6.14 (7501)

Head Right Tilt/LTE Band 12 1RB Mid/Area Scan (8x10x1): Measurement grid: dx=15mm, dy=15mm
Maximum value of SAR (measured) = 0.0881 W/kg

Head Right Tilt/LTE Band 12 1RB Mid/Zoom Scan (5x5x7)/Cube 0: Measurement grid: dx=8mm, dy=8mm, dz=5mm
Reference Value = 6.140 V/m; Power Drift = 0.11 dB
Peak SAR (extrapolated) = 0.0980 W/kg
SAR(1 g) = 0.088 W/kg; SAR(10 g) = 0.071 W/kg
Maximum value of SAR (measured) = 0.0898 W/kg

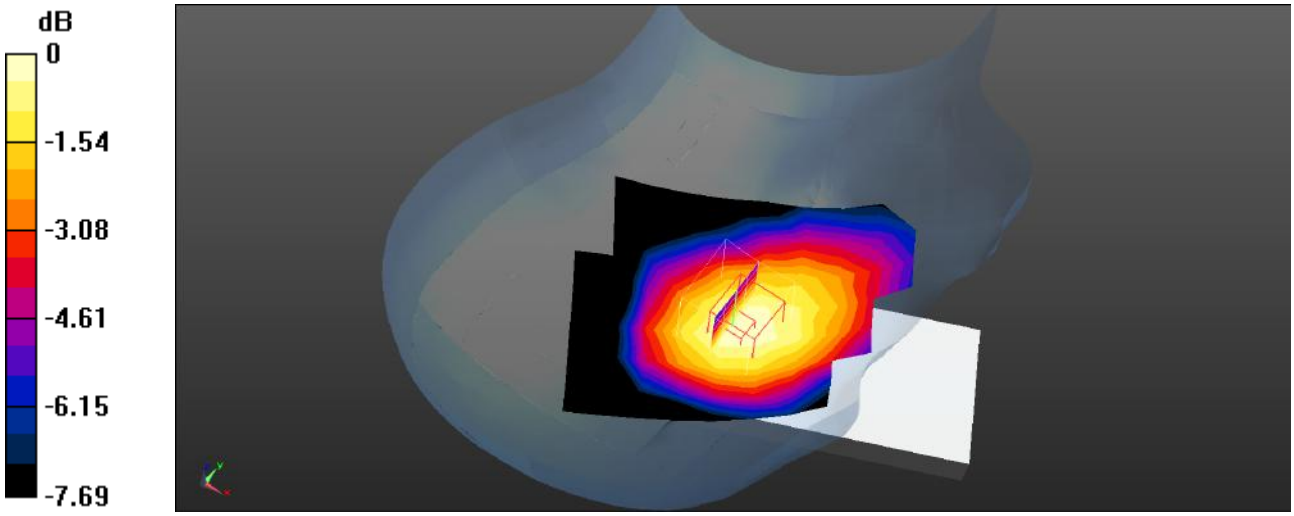

0 dB = 0.0898 W/kg = -10.47 dBW/kg

Plot 100#: LTE Band 12_50%RB_Head Right Tilt_Mid

DUT: 4G Smart Phone; Type: MAX 3 ULTRA; Serial: SZNS220812-36653E-SA-S1

Communication System: UID 0, Generic FDD-LTE (0); Frequency: 707.5 MHz;Duty Cycle: 1:1
Medium parameters used (interpolated): f = 707.5 MHz; σ = 0.872 S/m; εr = 43.012; ρ = 1000 kg/m^3
Phantom section: Right Section

DASY5 Configuration:

- Probe: EX3DV4 - SN7441; ConvF(10.04, 10.04, 10.04) @ 707.5 MHz; Calibrated: 2022/05/16
- Sensor-Surface: 4mm (Mechanical Surface Detection)
- Electronics: DAE4 Sn1211; Calibrated: 2022/03/01
- Phantom: Twin SAM; Type: QD000P40CD; Serial: 1744
- Measurement SW: DASY52, Version 52.10 (4); SEMCAD X Version 14.6.14 (7501)

Head Right Tilt/LTE Band 12 50%RB Mid/Area Scan (8x10x1): Measurement grid: dx=15mm, dy=15mm
Maximum value of SAR (measured) = 0.0779 W/kg

Head Right Tilt/LTE Band 12 50%RB Mid/Zoom Scan (5x5x7)/Cube 0: Measurement grid: dx=8mm, dy=8mm, dz=5mm
Reference Value = 5.524 V/m; Power Drift = 0.14 dB
Peak SAR (extrapolated) = 0.0830 W/kg
SAR(1 g) = 0.074 W/kg; SAR(10 g) = 0.060 W/kg
Maximum value of SAR (measured) = 0.0752 W/kg

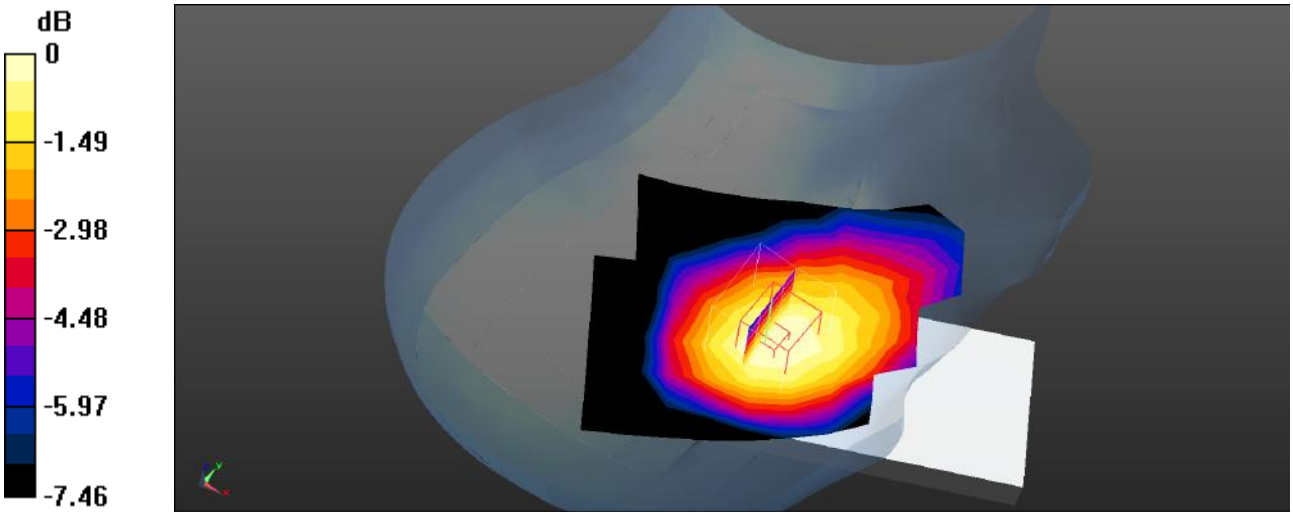

0 dB = 0.0752 W/kg = -11.24 dBW/kg

Plot 101#: LTE Band 12_1RB_Body Front_Mid

DUT: 4G Smart Phone; Type: MAX 3 ULTRA; Serial: SZNS220812-36653E-SA-S1

Communication System: UID 0, Generic FDD-LTE (0); Frequency: 707.5 MHz;Duty Cycle: 1:1
Medium parameters used (interpolated): f = 707.5 MHz; σ = 0.872 S/m; εr = 43.012; ρ = 1000 kg/m^3
Phantom section: Flat Section

DASY5 Configuration:

- Probe: EX3DV4 - SN7441; ConvF(10.04, 10.04, 10.04) @ 707.5 MHz; Calibrated: 2022/05/16
- Sensor-Surface: 4mm (Mechanical Surface Detection)
- Electronics: DAE4 Sn1211; Calibrated: 2022/03/01
- Phantom: Twin SAM; Type: QD000P40CD; Serial: 1744
- Measurement SW: DASY52, Version 52.10 (4); SEMCAD X Version 14.6.14 (7501)

Body Front/LTE Band 12 1RB Mid/Area Scan (8x14x1): Measurement grid: dx=15mm, dy=15mm
Maximum value of SAR (measured) = 0.200 W/kg

Body Front/LTE Band 12 1RB Mid/Zoom Scan (5x5x7)/Cube 0: Measurement grid: dx=8mm, dy=8mm, dz=5mm
Reference Value = 15.32 V/m; Power Drift = -0.12 dB
Peak SAR (extrapolated) = 0.236 W/kg
SAR(1 g) = 0.193 W/kg; SAR(10 g) = 0.146 W/kg
Maximum value of SAR (measured) = 0.197 W/kg

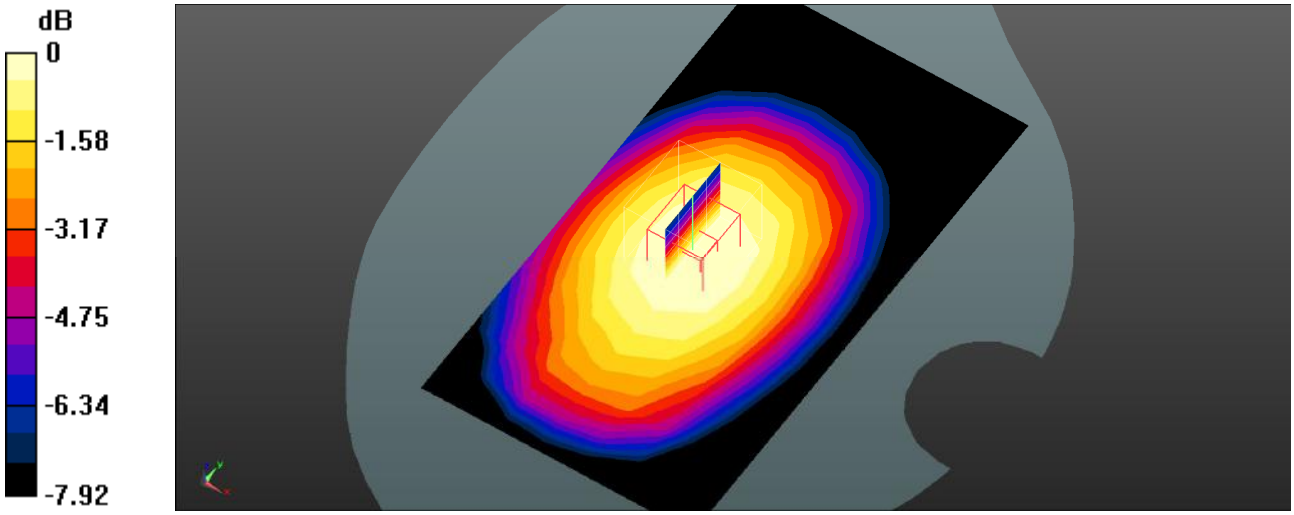

0 dB = 0.197 W/kg = -7.06 dBW/kg

Plot 102#: LTE Band 12_50%RB_Body Front_Mid

DUT: 4G Smart Phone; Type: MAX 3 ULTRA; Serial: SZNS220812-36653E-SA-S1

Communication System: UID 0, Generic FDD-LTE (0); Frequency: 707.5 MHz;Duty Cycle: 1:1
Medium parameters used (interpolated): f = 707.5 MHz; σ = 0.872 S/m; εr = 43.012; ρ = 1000 kg/m^3
Phantom section: Flat Section

DASY5 Configuration:

- Probe: EX3DV4 - SN7441; ConvF(10.04, 10.04, 10.04) @ 707.5 MHz; Calibrated: 2022/05/16
- Sensor-Surface: 4mm (Mechanical Surface Detection)
- Electronics: DAE4 Sn1211; Calibrated: 2022/03/01
- Phantom: Twin SAM; Type: QD000P40CD; Serial: 1744
- Measurement SW: DASY52, Version 52.10 (4); SEMCAD X Version 14.6.14 (7501)

Body Front/LTE Band 12 50%RB Mid/Area Scan (8x14x1): Measurement grid: dx=15mm, dy=15mm
Maximum value of SAR (measured) = 0.168 W/kg

Body Front/LTE Band 12 50%RB Mid/Zoom Scan (5x5x7)/Cube 0: Measurement grid: dx=8mm, dy=8mm, dz=5mm
Reference Value = 13.92 V/m; Power Drift = 0.02 dB
Peak SAR (extrapolated) = 0.197 W/kg
SAR(1 g) = 0.162 W/kg; SAR(10 g) = 0.123 W/kg
Maximum value of SAR (measured) = 0.166 W/kg

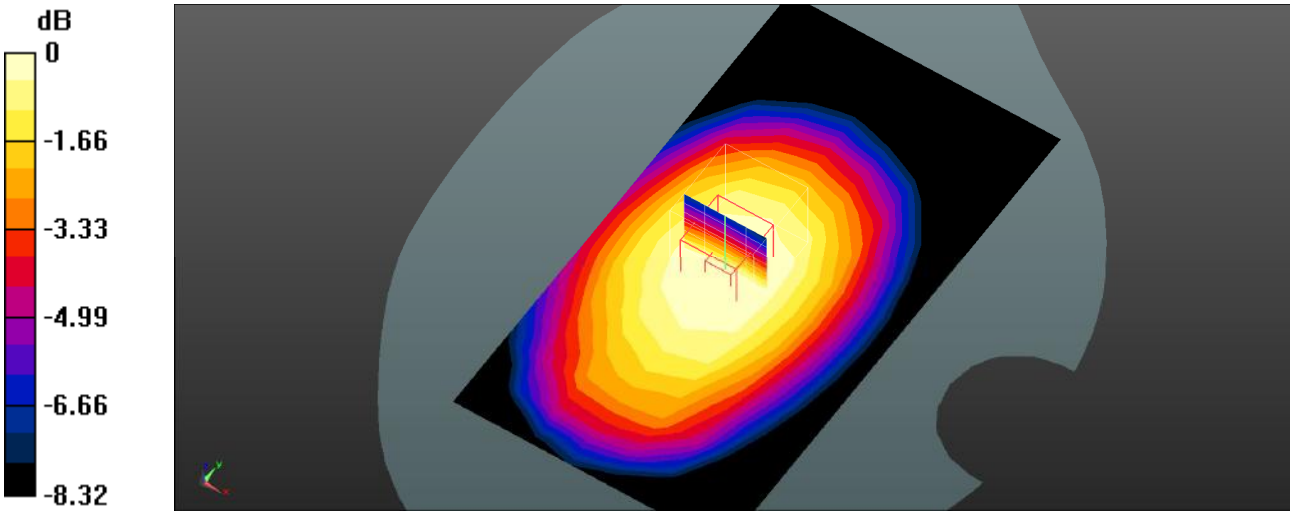

0 dB = 0.166 W/kg = -7.80 dBW/kg

Plot 103#: LTE Band 12_1RB_Body Back_Mid

DUT: 4G Smart Phone; Type: MAX 3 ULTRA; Serial: SZNS220812-36653E-SA-S1

Communication System: UID 0, Generic FDD-LTE (0); Frequency: 707.5 MHz;Duty Cycle: 1:1
Medium parameters used (interpolated): f = 707.5 MHz; σ = 0.872 S/m; εr = 43.012; ρ = 1000 kg/m^3
Phantom section: Flat Section

DASY5 Configuration:

- Probe: EX3DV4 - SN7441; ConvF(10.04, 10.04, 10.04) @ 707.5 MHz; Calibrated: 2022/05/16
- Sensor-Surface: 4mm (Mechanical Surface Detection)
- Electronics: DAE4 Sn1211; Calibrated: 2022/03/01
- Phantom: Twin SAM; Type: QD000P40CD; Serial: 1744
- Measurement SW: DASY52, Version 52.10 (4); SEMCAD X Version 14.6.14 (7501)

Body Back/LTE Band 12 1RB Mid/Area Scan (8x14x1): Measurement grid: dx=15mm, dy=15mm
Maximum value of SAR (measured) = 0.274 W/kg

Body Back/LTE Band 12 1RB Mid/Zoom Scan (5x5x7)/Cube 0: Measurement grid: dx=8mm, dy=8mm, dz=5mm
Reference Value = 17.50 V/m; Power Drift = 0.11 dB
Peak SAR (extrapolated) = 0.336 W/kg
SAR(1 g) = 0.277 W/kg; SAR(10 g) = 0.208 W/kg
Maximum value of SAR (measured) = 0.284 W/kg

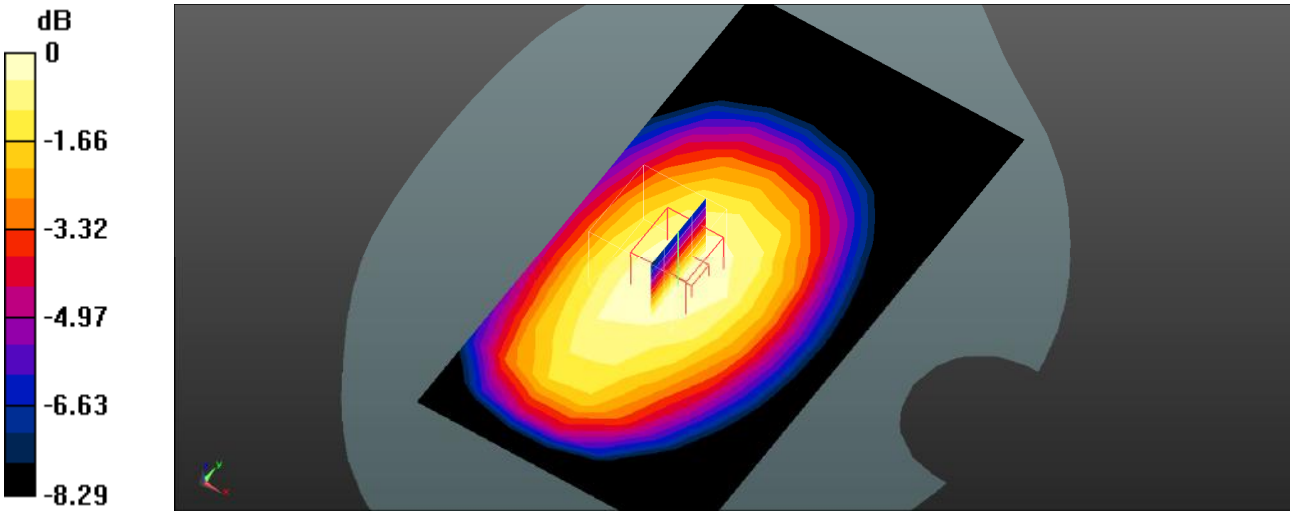

0 dB = 0.284 W/kg = -5.47 dBW/kg

Plot 104#: LTE Band 12_50%RB_Body Back_Mid

DUT: 4G Smart Phone; Type: MAX 3 ULTRA; Serial: SZNS220812-36653E-SA-S1

Communication System: UID 0, Generic FDD-LTE (0); Frequency: 707.5 MHz;Duty Cycle: 1:1
Medium parameters used (interpolated): f = 707.5 MHz; σ = 0.872 S/m; εr = 43.012; ρ = 1000 kg/m^3
Phantom section: Flat Section

DASY5 Configuration:

- Probe: EX3DV4 - SN7441; ConvF(10.04, 10.04, 10.04) @ 707.5 MHz; Calibrated: 2022/05/16
- Sensor-Surface: 4mm (Mechanical Surface Detection)
- Electronics: DAE4 Sn1211; Calibrated: 2022/03/01
- Phantom: Twin SAM; Type: QD000P40CD; Serial: 1744
- Measurement SW: DASY52, Version 52.10 (4); SEMCAD X Version 14.6.14 (7501)

Body Back/LTE Band 12 50%RB Mid/Area Scan (8x14x1): Measurement grid: dx=15mm, dy=15mm
Maximum value of SAR (measured) = 0.236 W/kg

Body Back/LTE Band 12 50%RB Mid/Zoom Scan (5x5x7)/Cube 0: Measurement grid: dx=8mm, dy=8mm, dz=5mm
Reference Value = 16.28 V/m; Power Drift = 0.09 dB
Peak SAR (extrapolated) = 0.286 W/kg
SAR(1 g) = 0.235 W/kg; SAR(10 g) = 0.178 W/kg
Maximum value of SAR (measured) = 0.240 W/kg

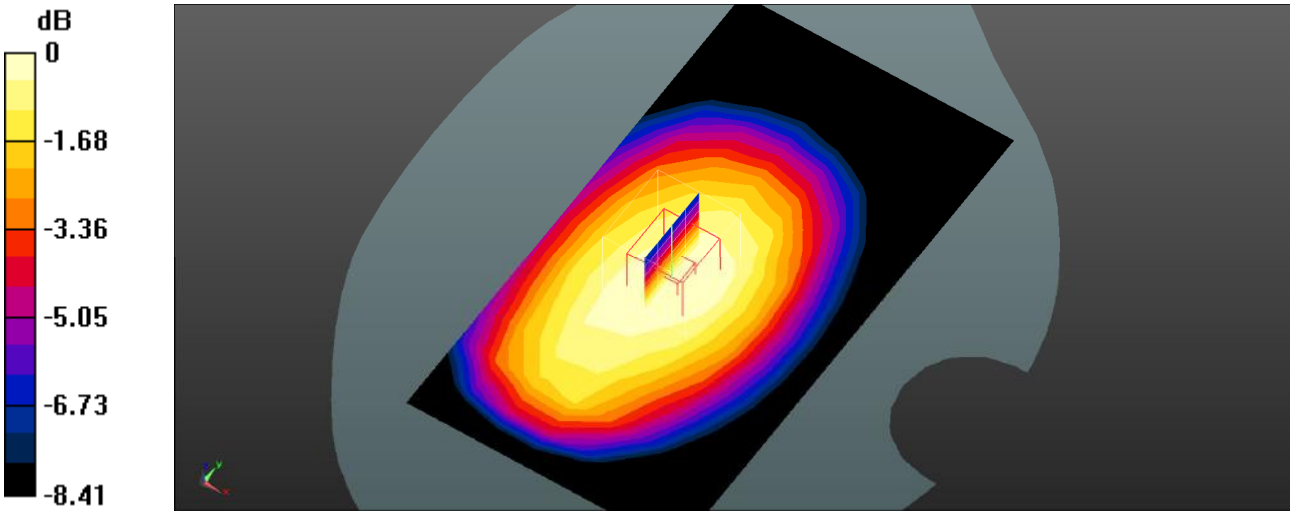

0 dB = 0.240 W/kg = -6.20 dBW/kg

Plot 105#: LTE Band 12_1RB_Body Left_Mid

DUT: 4G Smart Phone; Type: MAX 3 ULTRA; Serial: SZNS220812-36653E-SA-S1

Communication System: UID 0, Generic FDD-LTE (0); Frequency: 707.5 MHz;Duty Cycle: 1:1
Medium parameters used (interpolated): f = 707.5 MHz; σ = 0.872 S/m; εr = 43.012; ρ = 1000 kg/m^3
Phantom section: Flat Section

DASY5 Configuration:

- Probe: EX3DV4 - SN7441; ConvF(10.04, 10.04, 10.04) @ 707.5 MHz; Calibrated: 2022/05/16
- Sensor-Surface: 4mm (Mechanical Surface Detection)
- Electronics: DAE4 Sn1211; Calibrated: 2022/03/01
- Phantom: Twin SAM; Type: QD000P40CD; Serial: 1744
- Measurement SW: DASY52, Version 52.10 (4); SEMCAD X Version 14.6.14 (7501)

Body Left/LTE Band 12 1RB Mid/Area Scan (7x13x1): Measurement grid: dx=15mm, dy=15mm
Maximum value of SAR (measured) = 0.182 W/kg

Body Left/LTE Band 12 1RB Mid/Zoom Scan (5x5x7)/Cube 0: Measurement grid: dx=8mm, dy=8mm, dz=5mm
Reference Value = 14.39 V/m; Power Drift = -0.03 dB
Peak SAR (extrapolated) = 0.236 W/kg
SAR(1 g) = 0.181 W/kg; SAR(10 g) = 0.129 W/kg
Maximum value of SAR (measured) = 0.186 W/kg

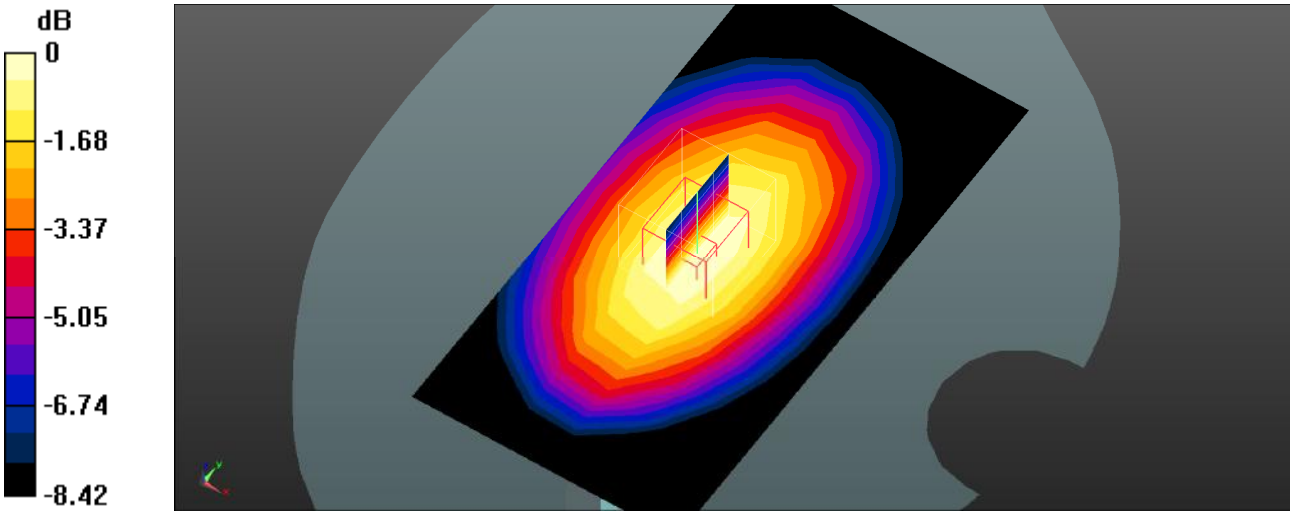

0 dB = 0.186 W/kg = -7.30 dBW/kg

Plot 106#: LTE Band 12_50%RB_Body Left_Mid

DUT: 4G Smart Phone; Type: MAX 3 ULTRA; Serial: SZNS220812-36653E-SA-S1

Communication System: UID 0, Generic FDD-LTE (0); Frequency: 707.5 MHz;Duty Cycle: 1:1
Medium parameters used (interpolated): f = 707.5 MHz; σ = 0.872 S/m; εr = 43.012; ρ = 1000 kg/m^3
Phantom section: Flat Section

DASY5 Configuration:

- Probe: EX3DV4 - SN7441; ConvF(10.04, 10.04, 10.04) @ 707.5 MHz; Calibrated: 2022/05/16
- Sensor-Surface: 4mm (Mechanical Surface Detection)
- Electronics: DAE4 Sn1211; Calibrated: 2022/03/01
- Phantom: Twin SAM; Type: QD000P40CD; Serial: 1744
- Measurement SW: DASY52, Version 52.10 (4); SEMCAD X Version 14.6.14 (7501)

Body Left/LTE Band 12 50%RB Mid/Area Scan (7x13x1): Measurement grid: dx=15mm, dy=15mm
Maximum value of SAR (measured) = 0.150 W/kg

Body Left/LTE Band 12 50%RB Mid/Zoom Scan (5x5x7)/Cube 0: Measurement grid: dx=8mm, dy=8mm, dz=5mm
Reference Value = 13.40 V/m; Power Drift = -0.13 dB
Peak SAR (extrapolated) = 0.199 W/kg
SAR(1 g) = 0.153 W/kg; SAR(10 g) = 0.109 W/kg
Maximum value of SAR (measured) = 0.158 W/kg

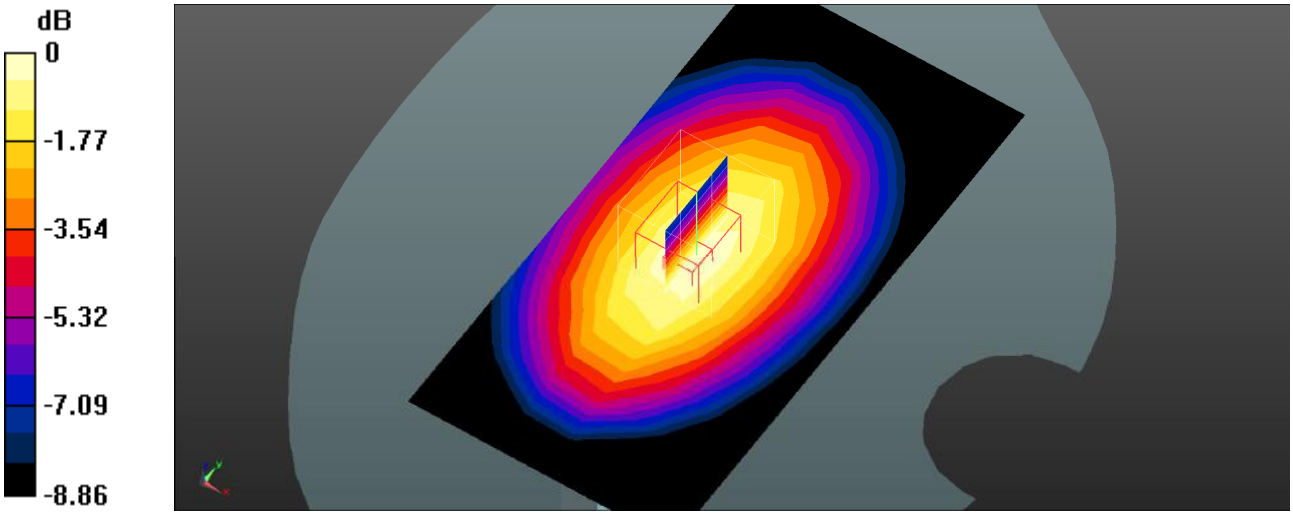

0 dB = 0.158 W/kg = -8.01 dBW/kg

Plot 107#: LTE Band 12_1RB_Body Right_Mid

DUT: 4G Smart Phone; Type: MAX 3 ULTRA; Serial: SZNS220812-36653E-SA-S1

Communication System: UID 0, Generic FDD-LTE (0); Frequency: 707.5 MHz;Duty Cycle: 1:1
Medium parameters used (interpolated): f = 707.5 MHz; σ = 0.872 S/m; εr = 43.012; ρ = 1000 kg/m^3
Phantom section: Flat Section

DASY5 Configuration:

- Probe: EX3DV4 - SN7441; ConvF(10.04, 10.04, 10.04) @ 707.5 MHz; Calibrated: 2022/05/16
- Sensor-Surface: 4mm (Mechanical Surface Detection)
- Electronics: DAE4 Sn1211; Calibrated: 2022/03/01
- Phantom: Twin SAM; Type: QD000P40CD; Serial: 1744
- Measurement SW: DASY52, Version 52.10 (4); SEMCAD X Version 14.6.14 (7501)

Body Right/LTE Band 12 1RB Mid/Area Scan (7x13x1): Measurement grid: dx=15mm, dy=15mm
Maximum value of SAR (measured) = 0.204 W/kg

Body Right/LTE Band 12 1RB Mid/Zoom Scan (5x5x7)/Cube 0: Measurement grid: dx=8mm, dy=8mm, dz=5mm
Reference Value = 15.32 V/m; Power Drift = -0.09 dB
Peak SAR (extrapolated) = 0.263 W/kg
SAR(1 g) = 0.205 W/kg; SAR(10 g) = 0.148 W/kg
Maximum value of SAR (measured) = 0.211 W/kg

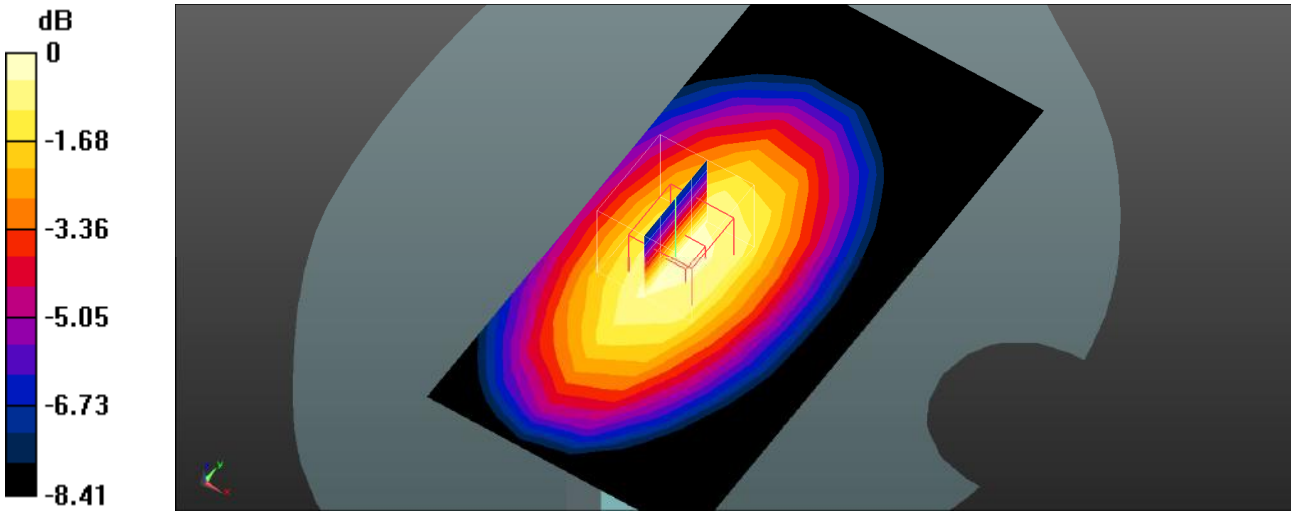

0 dB = 0.211 W/kg = -6.76 dBW/kg

Plot 108#: LTE Band 12_50%RB_Body Right_Mid

DUT: 4G Smart Phone; Type: MAX 3 ULTRA; Serial: SZNS220812-36653E-SA-S1

Communication System: UID 0, Generic FDD-LTE (0); Frequency: 707.5 MHz;Duty Cycle: 1:1
Medium parameters used (interpolated): f = 707.5 MHz; σ = 0.872 S/m; εr = 43.012; ρ = 1000 kg/m^3
Phantom section: Flat Section

DASY5 Configuration:

- Probe: EX3DV4 - SN7441; ConvF(10.04, 10.04, 10.04) @ 707.5 MHz; Calibrated: 2022/05/16
- Sensor-Surface: 4mm (Mechanical Surface Detection)
- Electronics: DAE4 Sn1211; Calibrated: 2022/03/01
- Phantom: Twin SAM; Type: QD000P40CD; Serial: 1744
- Measurement SW: DASY52, Version 52.10 (4); SEMCAD X Version 14.6.14 (7501)

Body Right/LTE Band 12 50%RB Mid/Area Scan (7x13x1): Measurement grid: dx=15mm, dy=15mm
Maximum value of SAR (measured) = 0.166 W/kg

Body Right/LTE Band 12 50%RB Mid/Zoom Scan (5x5x7)/Cube 0: Measurement grid: dx=8mm, dy=8mm, dz=5mm
Reference Value = 13.90 V/m; Power Drift = -0.08 dB
Peak SAR (extrapolated) = 0.218 W/kg
SAR(1 g) = 0.170 W/kg; SAR(10 g) = 0.122 W/kg
Maximum value of SAR (measured) = 0.175 W/kg

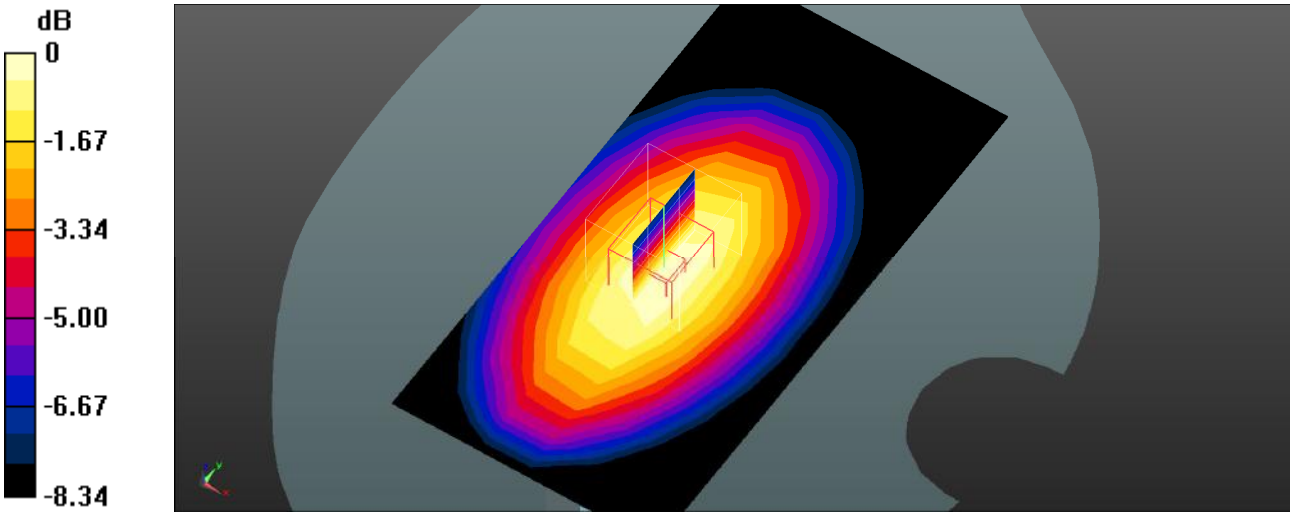

0 dB = 0.175 W/kg = -7.57 dBW/kg

Plot 109#: LTE Band 12_1RB_Body Bottom_Mid

DUT: 4G Smart Phone; Type: MAX 3 ULTRA; Serial: SZNS220812-36653E-SA-S1

Communication System: UID 0, Generic FDD-LTE (0); Frequency: 707.5 MHz;Duty Cycle: 1:1
Medium parameters used (interpolated): f = 707.5 MHz; σ = 0.872 S/m; εr = 43.012; ρ = 1000 kg/m^3
Phantom section: Flat Section

DASY5 Configuration:

- Probe: EX3DV4 - SN7441; ConvF(10.04, 10.04, 10.04) @ 707.5 MHz; Calibrated: 2022/05/16
- Sensor-Surface: 4mm (Mechanical Surface Detection)
- Electronics: DAE4 Sn1211; Calibrated: 2022/03/01
- Phantom: Twin SAM; Type: QD000P40CD; Serial: 1744
- Measurement SW: DASY52, Version 52.10 (4); SEMCAD X Version 14.6.14 (7501)

Body Bottom/LTE Band 12 1RB Mid/Area Scan (8x10x1): Measurement grid: dx=15mm, dy=15mm
Maximum value of SAR (measured) = 0.0363 W/kg

Body Bottom/LTE Band 12 1RB Mid/Zoom Scan (5x5x7)/Cube 0: Measurement grid: dx=8mm, dy=8mm, dz=5mm
Reference Value = 6.119 V/m; Power Drift = -0.06 dB
Peak SAR (extrapolated) = 0.0580 W/kg
SAR(1 g) = 0.036 W/kg; SAR(10 g) = 0.022 W/kg
Maximum value of SAR (measured) = 0.0377 W/kg

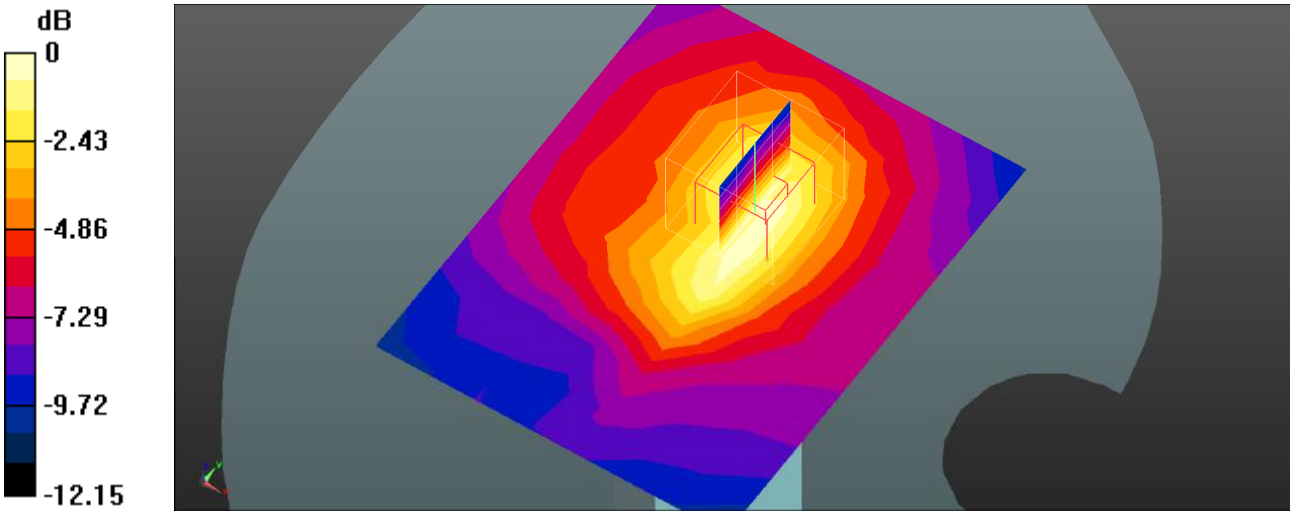

0 dB = 0.0377 W/kg = -14.24 dBW/kg

Plot 110#: LTE Band 12_50%RB_Body Bottom_Mid

DUT: 4G Smart Phone; Type: MAX 3 ULTRA; Serial: SZNS220812-36653E-SA-S1

Communication System: UID 0, Generic FDD-LTE (0); Frequency: 707.5 MHz;Duty Cycle: 1:1
Medium parameters used (interpolated): f = 707.5 MHz; σ = 0.872 S/m; εr = 43.012; ρ = 1000 kg/m^3
Phantom section: Flat Section

DASY5 Configuration:

- Probe: EX3DV4 - SN7441; ConvF(10.04, 10.04, 10.04) @ 707.5 MHz; Calibrated: 2022/05/16
- Sensor-Surface: 4mm (Mechanical Surface Detection)
- Electronics: DAE4 Sn1211; Calibrated: 2022/03/01
- Phantom: Twin SAM; Type: QD000P40CD; Serial: 1744
- Measurement SW: DASY52, Version 52.10 (4); SEMCAD X Version 14.6.14 (7501)

Body Bottom/LTE Band 12 50%RB Mid/Area Scan (8x10x1): Measurement grid: dx=15mm, dy=15mm
Maximum value of SAR (measured) = 0.0307 W/kg

Body Bottom/LTE Band 12 50%RB Mid/Zoom Scan (5x5x7)/Cube 0: Measurement grid: dx=8mm, dy=8mm, dz=5mm
Reference Value = 5.685 V/m; Power Drift = -0.14 dB
Peak SAR (extrapolated) = 0.0480 W/kg
SAR(1 g) = 0.030 W/kg; SAR(10 g) = 0.019 W/kg
Maximum value of SAR (measured) = 0.0325 W/kg

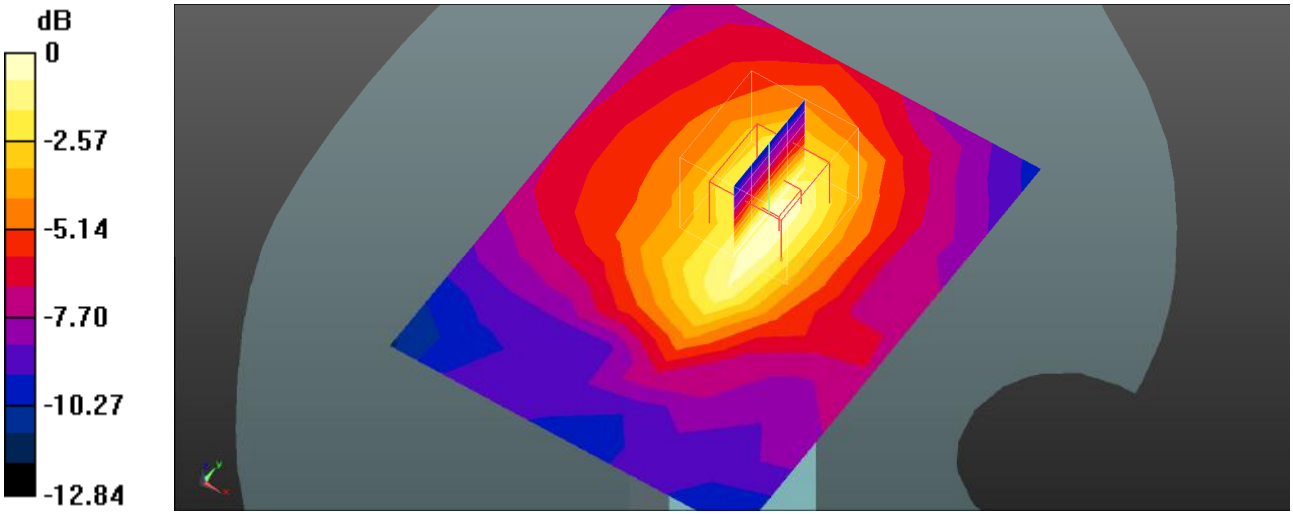

0 dB = 0.0325 W/kg = -14.88 dBW/kg

Plot 111#: 2.4Gwifi_Head Left Cheek_Mid

DUT: 4G Smart Phone; Type: MAX 3 ULTRA; Serial: SZNS220812-36653E-SA-S1

Communication System: UID 0, 2.4G DTS (0); Frequency: 2442 MHz;Duty Cycle: 1:1
Medium parameters used (interpolated): f = 2442 MHz; σ = 1.84 S/m; εr = 38.217; ρ = 1000 kg/m^3
Phantom section: Left Section

DASY5 Configuration:

- Probe: EX3DV4 - SN7441; ConvF(7.54, 7.54, 7.54) @ 2442 MHz; Calibrated: 2022/05/16
- Sensor-Surface: 4mm (Mechanical Surface Detection)
- Electronics: DAE4 Sn1211; Calibrated: 2022/03/01
- Phantom: Twin SAM; Type: QD000P40CD; Serial: 1744
- Measurement SW: DASY52, Version 52.10 (4); SEMCAD X Version 14.6.14 (7501)

Head Left Cheek/lv24WLAN 802.11b Mid/Area Scan (11x11x1): Measurement grid: dx=10mm, dy=10mm
Maximum value of SAR (measured) = 0.166 W/kg

Head Left Cheek/lv24WLAN 802.11b Mid/Zoom Scan (7x7x7)/Cube 0: Measurement grid: dx=5mm, dy=5mm, dz=5mm
Reference Value = 7.819 V/m; Power Drift = -0.17 dB
Peak SAR (extrapolated) = 0.290 W/kg
SAR(1 g) = 0.147 W/kg; SAR(10 g) = 0.078 W/kg
Maximum value of SAR (measured) = 0.160 W/kg

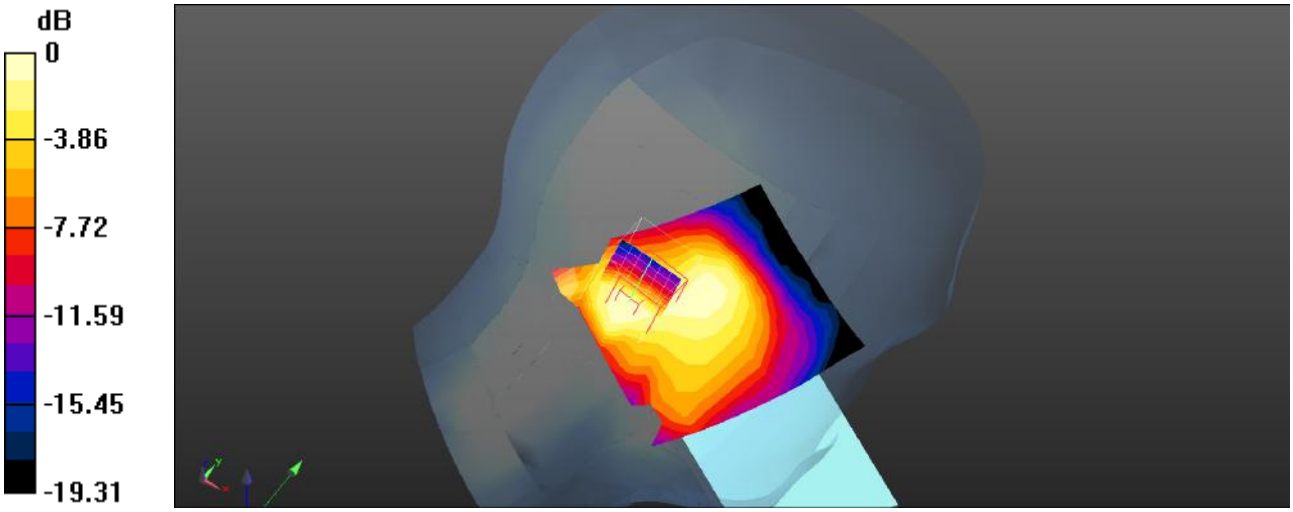

0 dB = 0.160 W/kg = -7.96 dBW/kg

Plot 112#: 2.4Gwifi_Head Left Tilt_Mid

DUT: 4G Smart Phone; Type: MAX 3 ULTRA; Serial: SZNS220812-36653E-SA-S1

Communication System: UID 0, 2.4G DTS (0); Frequency: 2442 MHz;Duty Cycle: 1:1
Medium parameters used (interpolated): f = 2442 MHz; σ = 1.84 S/m; εr = 38.217; ρ = 1000 kg/m^3
Phantom section: Left Section

DASY5 Configuration:

- Probe: EX3DV4 - SN7441; ConvF(7.54, 7.54, 7.54) @ 2442 MHz; Calibrated: 2022/05/16
- Sensor-Surface: 4mm (Mechanical Surface Detection)
- Electronics: DAE4 Sn1211; Calibrated: 2022/03/01
- Phantom: Twin SAM; Type: QD000P40CD; Serial: 1744
- Measurement SW: DASY52, Version 52.10 (4); SEMCAD X Version 14.6.14 (7501)

Head Left Tilt/lv24WLAN 802.11b Mid/Area Scan (11x11x1): Measurement grid: dx=10mm, dy=10mm
Maximum value of SAR (measured) = 0.159 W/kg

Head Left Tilt/lv24WLAN 802.11b Mid/Zoom Scan (7x7x7)/Cube 0: Measurement grid: dx=5mm, dy=5mm, dz=5mm
Reference Value = 6.720 V/m; Power Drift = 0.15 dB
Peak SAR (extrapolated) = 0.510 W/kg
SAR(1 g) = 0.148 W/kg; SAR(10 g) = 0.072 W/kg
Maximum value of SAR (measured) = 0.165 W/kg



0 dB = 0.165 W/kg = -7.83 dBW/kg

Plot 113#: 2.4Gwifi_Head Right Cheek_Mid

DUT: 4G Smart Phone; Type: MAX 3 ULTRA; Serial: SZNS220812-36653E-SA-S1

Communication System: UID 0, 2.4G DTS (0); Frequency: 2442 MHz;Duty Cycle: 1:1
Medium parameters used (interpolated): f = 2442 MHz; σ = 1.84 S/m; εr = 38.217; ρ = 1000 kg/m^3
Phantom section: Right Section

DASY5 Configuration:

- Probe: EX3DV4 - SN7441; ConvF(7.54, 7.54, 7.54) @ 2442 MHz; Calibrated: 2022/05/16
- Sensor-Surface: 4mm (Mechanical Surface Detection)
- Electronics: DAE4 Sn1211; Calibrated: 2022/03/01
- Phantom: Twin SAM; Type: QD000P40CD; Serial: 1744
- Measurement SW: DASY52, Version 52.10 (4); SEMCAD X Version 14.6.14 (7501)

Head Right Cheek/lv24WLAN 802.11b Mid/Area Scan (11x11x1): Measurement grid: dx=10mm, dy=10mm
Maximum value of SAR (measured) = 0.465 W/kg

Head Right Cheek/lv24WLAN 802.11b Mid/Zoom Scan (7x7x7)/Cube 0: Measurement grid: dx=5mm, dy=5mm, dz=5mm
Reference Value = 6.229 V/m; Power Drift = -0.08 dB
Peak SAR (extrapolated) = 0.843 W/kg
SAR(1 g) = 0.408 W/kg; SAR(10 g) = 0.200 W/kg
Maximum value of SAR (measured) = 0.459 W/kg

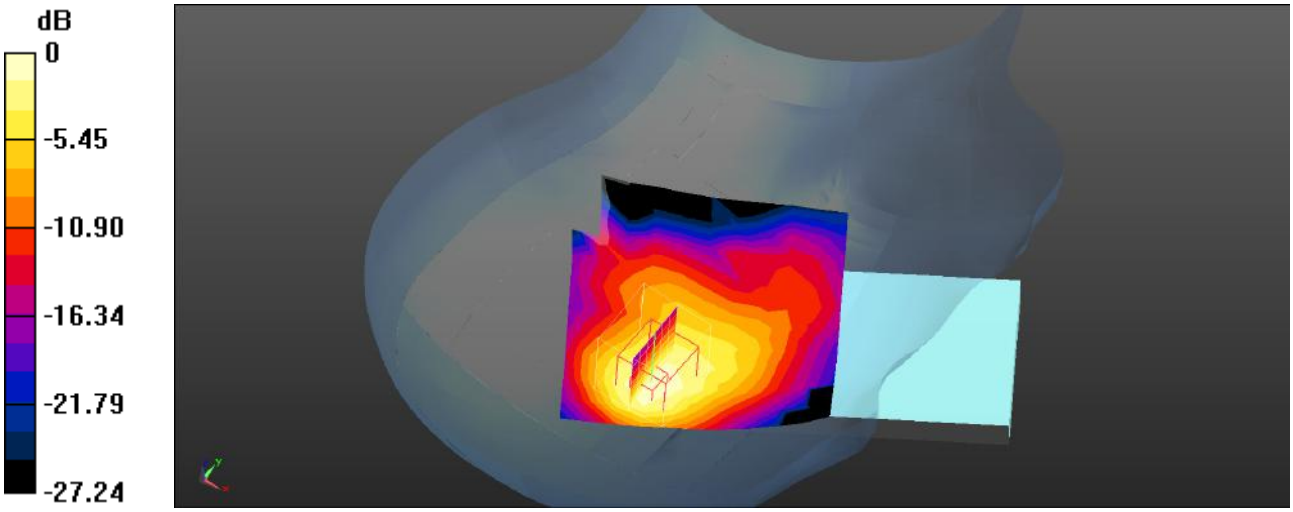

0 dB = 0.459 W/kg = -3.38 dBW/kg

Plot 114#: 2.4Gwifi_Head Right Tilt_Mid

DUT: 4G Smart Phone; Type: MAX 3 ULTRA; Serial: SZNS220812-36653E-SA-S1

Communication System: UID 0, 2.4G DTS (0); Frequency: 2442 MHz;Duty Cycle: 1:1
Medium parameters used (interpolated): f = 2442 MHz; σ = 1.84 S/m; εr = 38.217; ρ = 1000 kg/m^3
Phantom section: Right Section

DASY5 Configuration:

- Probe: EX3DV4 - SN7441; ConvF(7.54, 7.54, 7.54) @ 2442 MHz; Calibrated: 2022/05/16
- Sensor-Surface: 4mm (Mechanical Surface Detection)
- Electronics: DAE4 Sn1211; Calibrated: 2022/03/01
- Phantom: Twin SAM; Type: QD000P40CD; Serial: 1744
- Measurement SW: DASY52, Version 52.10 (4); SEMCAD X Version 14.6.14 (7501)

Head Right Tilt/lv24WLAN 802.11b Mid 2/Area Scan (11x11x1): Measurement grid: dx=10mm, dy=10mm
Maximum value of SAR (measured) = 0.350 W/kg

Head Right Tilt/lv24WLAN 802.11b Mid 2/Zoom Scan (7x7x7)/Cube 0: Measurement grid: dx=5mm, dy=5mm, dz=5mm
Reference Value = 5.198 V/m; Power Drift = 0.15 dB
Peak SAR (extrapolated) = 0.621 W/kg
SAR(1 g) = 0.310 W/kg; SAR(10 g) = 0.146 W/kg
Maximum value of SAR (measured) = 0.348 W/kg

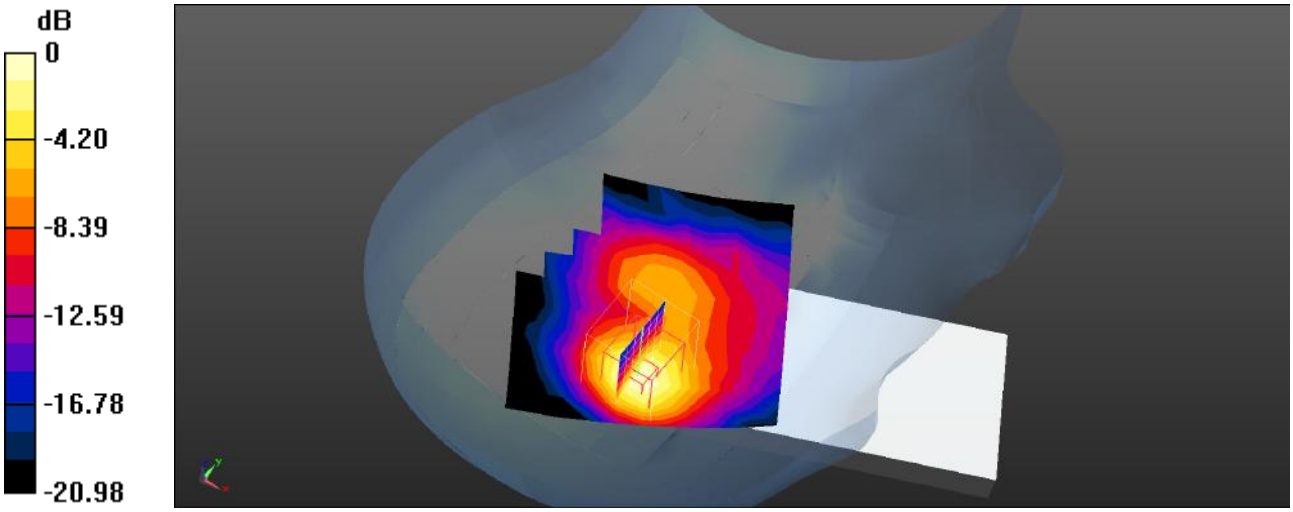

0 dB = 0.348 W/kg = -4.58 dBW/kg

Plot 115#: 2.4Gwifi_Body Front_Mid

DUT: 4G Smart Phone; Type: MAX 3 ULTRA; Serial: SZNS220812-36653E-SA-S1

Communication System: UID 0, 2.4G DTS (0); Frequency: 2442 MHz;Duty Cycle: 1:1
Medium parameters used (interpolated): f = 2442 MHz; σ = 1.84 S/m; εr = 38.217; ρ = 1000 kg/m^3
Phantom section: Flat Section

DASY5 Configuration:

- Probe: EX3DV4 - SN7441; ConvF(7.54, 7.54, 7.54) @ 2442 MHz; Calibrated: 2022/05/16
- Sensor-Surface: 4mm (Mechanical Surface Detection)
- Electronics: DAE4 Sn1211; Calibrated: 2022/03/01
- Phantom: Twin SAM; Type: QD000P40CD; Serial: 1744
- Measurement SW: DASY52, Version 52.10 (4); SEMCAD X Version 14.6.14 (7501)

Body Front/lv24WLAN 802.11b Mid/Area Scan (11x11x1): Measurement grid: dx=10mm, dy=10mm
Maximum value of SAR (measured) = 0.0861 W/kg

Body Front/lv24WLAN 802.11b Mid/Zoom Scan (7x7x7)/Cube 0: Measurement grid: dx=5mm, dy=5mm, dz=5mm
Reference Value = 6.144 V/m; Power Drift = -0.03 dB
Peak SAR (extrapolated) = 0.159 W/kg
SAR(1 g) = 0.084 W/kg; SAR(10 g) = 0.045 W/kg.
Maximum value of SAR (measured) = 0.0917 W/kg

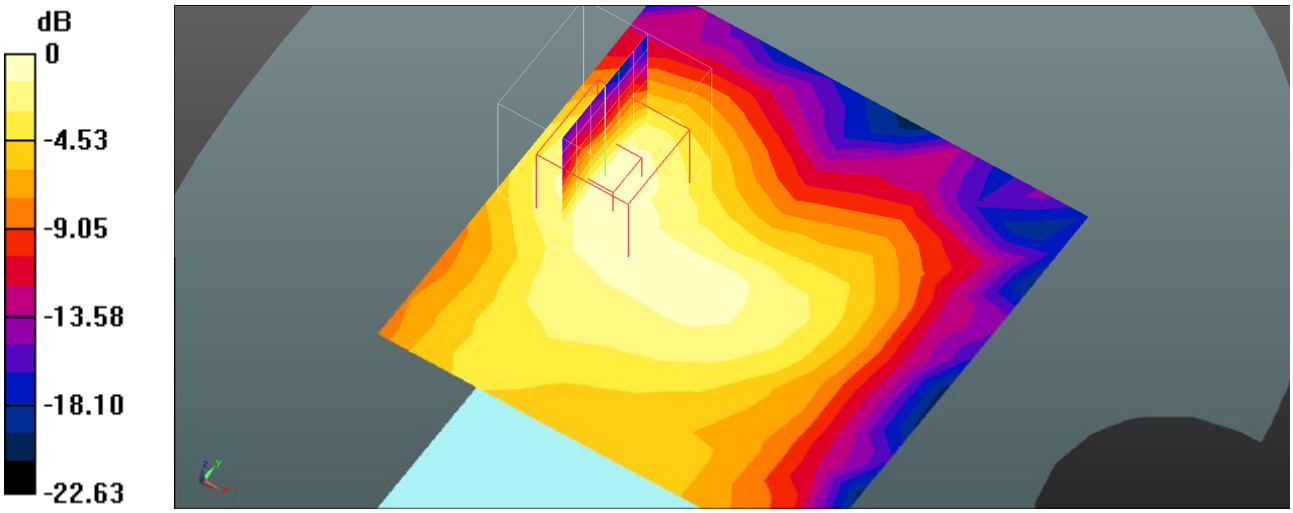

0 dB = 0.0917 W/kg = -10.38 dBW/kg

Plot 116#: 2.4Gwifi_Body Back_Mid

DUT: 4G Smart Phone; Type: MAX 3 ULTRA; Serial: SZNS220812-36653E-SA-S1

Communication System: UID 0, 2.4G DTS (0); Frequency: 2442 MHz;Duty Cycle: 1:1
Medium parameters used (interpolated): f = 2442 MHz; σ = 1.84 S/m; εr = 38.217; ρ = 1000 kg/m^3
Phantom section: Flat Section

DASY5 Configuration:

- Probe: EX3DV4 - SN7441; ConvF(7.54, 7.54, 7.54) @ 2442 MHz; Calibrated: 2022/05/16
- Sensor-Surface: 4mm (Mechanical Surface Detection)
- Electronics: DAE4 Sn1211; Calibrated: 2022/03/01
- Phantom: Twin SAM; Type: QD000P40CD; Serial: 1744
- Measurement SW: DASY52, Version 52.10 (4); SEMCAD X Version 14.6.14 (7501)

Body Back/WLAN 802.11b Mid/Area Scan (11x11x1): Measurement grid: dx=10mm, dy=10mm
Maximum value of SAR (measured) = 0.157 W/kg

Body Back/WLAN 802.11b Mid/Zoom Scan (7x7x7)/Cube 0: Measurement grid: dx=5mm, dy=5mm, dz=5mm
Reference Value = 5.922 V/m; Power Drift = 0.15 dB
Peak SAR (extrapolated) = 0.345 W/kg
SAR(1 g) = 0.165 W/kg; SAR(10 g) = 0.074 W/kg
Maximum value of SAR (measured) = 0.186 W/kg

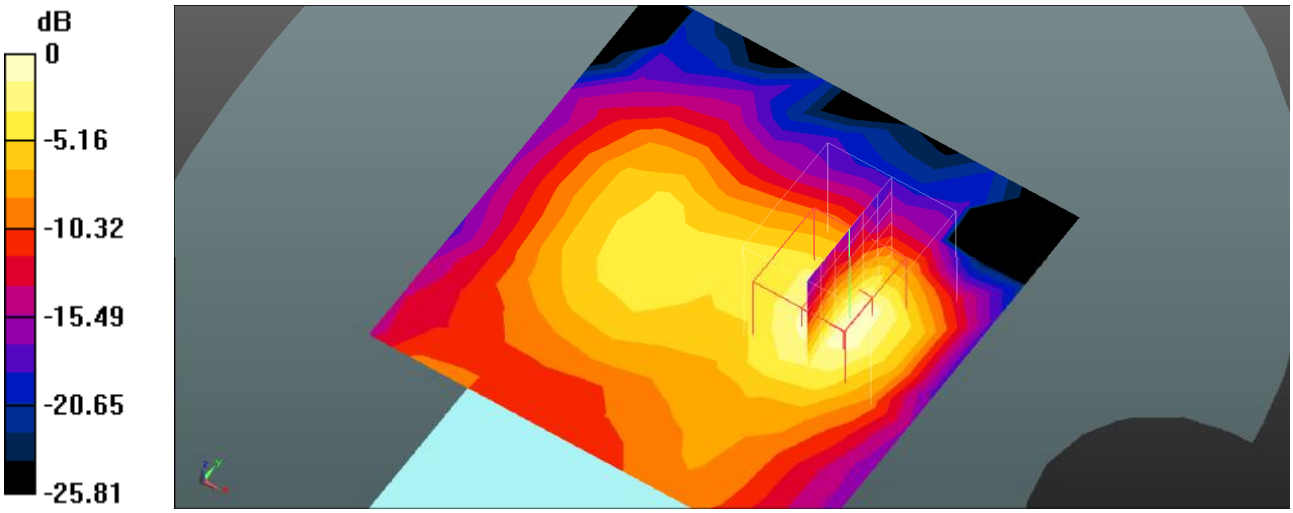

0 dB = 0.186 W/kg = -7.30 dBW/kg

Plot 117#: 2.4Gwifi_Body Left_ Mid

DUT: 4G Smart Phone; Type: MAX 3 ULTRA; Serial: SZNS220812-36653E-SA-S1

Communication System: UID 0, 2.4G DTS (0); Frequency: 2442 MHz;Duty Cycle: 1:1
Medium parameters used (interpolated): f = 2442 MHz; σ = 1.84 S/m; εr = 38.217; ρ = 1000 kg/m^3
Phantom section: Flat Section

DASY5 Configuration:

- Probe: EX3DV4 - SN7441; ConvF(7.54, 7.54, 7.54) @ 2442 MHz; Calibrated: 2022/05/16
- Sensor-Surface: 4mm (Mechanical Surface Detection)
- Electronics: DAE4 Sn1211; Calibrated: 2022/03/01
- Phantom: Twin SAM; Type: QD000P40CD; Serial: 1744
- Measurement SW: DASY52, Version 52.10 (4); SEMCAD X Version 14.6.14 (7501)

Body Left/WLAN 802.11b Mid/Area Scan (9x13x1): Measurement grid: dx=10mm, dy=10mm
Maximum value of SAR (measured) = 0.0797 W/kg

Body Left/WLAN 802.11b Mid/Zoom Scan (7x7x7)/Cube 0: Measurement grid: dx=5mm, dy=5mm, dz=5mm
Reference Value = 5.425 V/m; Power Drift = 0.19 dB
Peak SAR (extrapolated) = 0.139 W/kg
SAR(1 g) = 0.074 W/kg; SAR(10 g) = 0.037 W/kg
Maximum value of SAR (measured) = 0.0835 W/kg

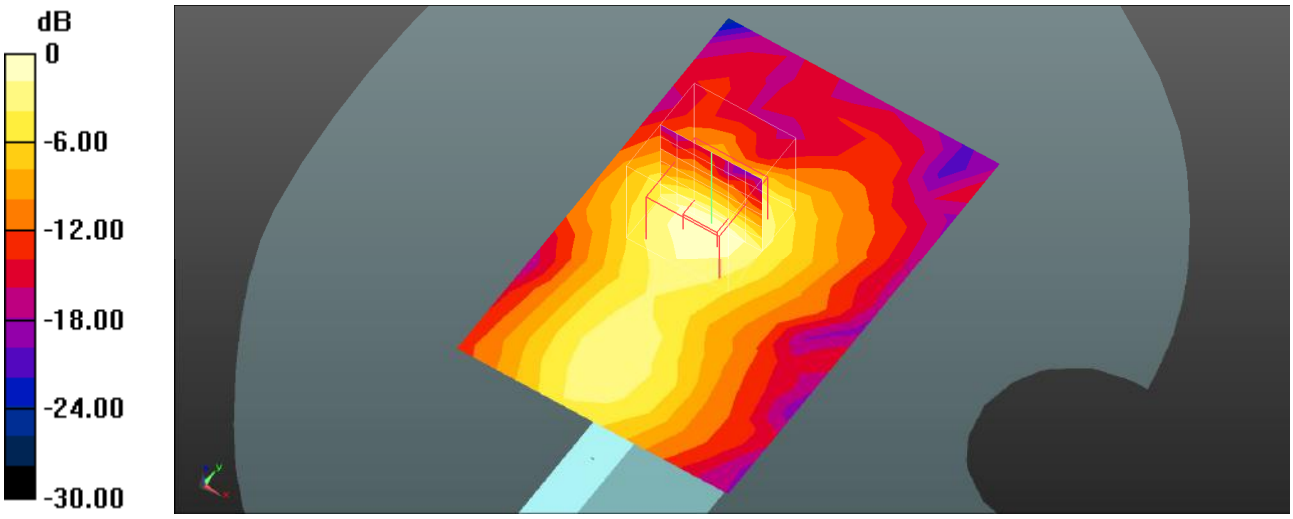

0 dB = 0.0835 W/kg = -10.78 dBW/kg

Plot 118#: 2.4Gwifi_Body Top_Mid

DUT: 4G Smart Phone; Type: MAX 3 ULTRA; Serial: SZNS220812-36653E-SA-S1

Communication System: UID 0, 2.4G DTS (0); Frequency: 2442 MHz;Duty Cycle: 1:1
Medium parameters used (interpolated): f = 2442 MHz; σ = 1.84 S/m; εr = 38.217; ρ = 1000 kg/m^3
Phantom section: Flat Section

DASY5 Configuration:

- Probe: EX3DV4 - SN7441; ConvF(7.54, 7.54, 7.54) @ 2442 MHz; Calibrated: 2022/05/16
- Sensor-Surface: 4mm (Mechanical Surface Detection)
- Electronics: DAE4 Sn1211; Calibrated: 2022/03/01
- Phantom: Twin SAM; Type: QD000P40CD; Serial: 1744
- Measurement SW: DASY52, Version 52.10 (4); SEMCAD X Version 14.6.14 (7501)

Body Top/WLAN 802.11b Mid/Area Scan (9x13x1): Measurement grid: dx=10mm, dy=10mm
Maximum value of SAR (measured) = 0.0794 W/kg

Body Top/WLAN 802.11b Mid/Zoom Scan (7x7x7)/Cube 0: Measurement grid: dx=5mm, dy=5mm, dz=5mm
Reference Value = 3.061 V/m; Power Drift = 0.16 dB
Peak SAR (extrapolated) = 0.153 W/kg
SAR(1 g) = 0.078 W/kg; SAR(10 g) = 0.036 W/kg
Maximum value of SAR (measured) = 0.0897 W/kg

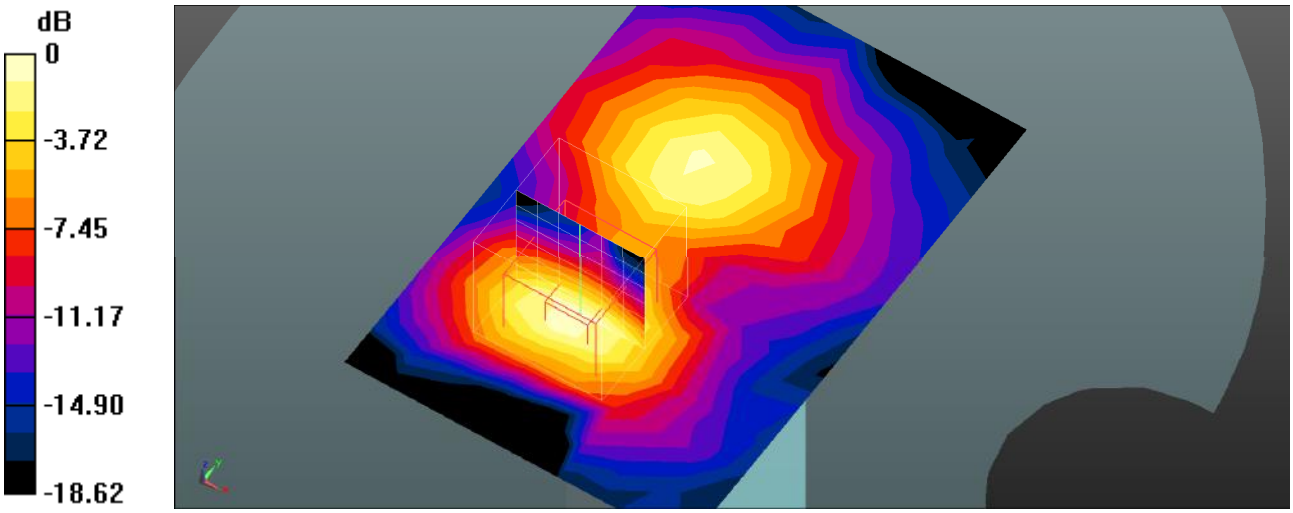

0 dB = 0.0897 W/kg = -10.47 dBW/kg

Plot 119#: Bluetooth_Head Left Cheek_Mid

DUT: 4G Smart Phone; Type: MAX 3 ULTRA; Serial: SZNS220812-36653E-SA-S1

Communication System: UID 0, Bluetooth(GFSK) (0); Frequency: 2441 MHz;Duty Cycle: 1:1.30317
Medium parameters used (interpolated): f = 2441 MHz; σ = 1.831 S/m; εr = 38.114; ρ = 1000 kg/m^3
Phantom section: Left Section

DASY5 Configuration:

- Probe: EX3DV4 - SN7441; ConvF(7.54, 7.54, 7.54) @ 2441 MHz; Calibrated: 2022/05/16
- Sensor-Surface: 4mm (Mechanical Surface Detection)
- Electronics: DAE4 Sn1211; Calibrated: 2022/03/01
- Phantom: Twin SAM; Type: QD000P40CD; Serial: 1744
- Measurement SW: DASY52, Version 52.10 (4); SEMCAD X Version 14.6.14 (7501)

Head Left Cheek/Bluetooth BDR(GFSK) Mid/Area Scan (11x11x1): Measurement grid: dx=10mm, dy=10mm
Maximum value of SAR (measured) = 0.00656 W/kg

Head Left Cheek/Bluetooth BDR(GFSK) Mid/Zoom Scan (7x7x7)/Cube 0: Measurement grid: dx=5mm, dy=5mm, dz=5mm
Reference Value = 0 V/m; Power Drift = 0.10 dB
Peak SAR (extrapolated) = 0.0140 W/kg
SAR(1 g) = 0.00123 W/kg; SAR(10 g) = 0.000597 W/kg
Maximum value of SAR (measured) = 0.0129 W/kg



0 dB = 0.0129 W/kg = -18.89 dBW/kg

Plot 120#: Bluetooth_Head Left Tilt_Mid

DUT: 4G Smart Phone; Type: MAX 3 ULTRA; Serial: SZNS220812-36653E-SA-S1

Communication System: UID 0, Bluetooth(GFSK) (0); Frequency: 2441 MHz;Duty Cycle: 1:1.30317
Medium parameters used (interpolated): f = 2441 MHz; σ = 1.831 S/m; εr = 38.114; ρ = 1000 kg/m^3
Phantom section: Left Section

DASY5 Configuration:

- Probe: EX3DV4 - SN7441; ConvF(7.54, 7.54, 7.54) @ 2441 MHz; Calibrated: 2022/05/16
- Sensor-Surface: 4mm (Mechanical Surface Detection)
- Electronics: DAE4 Sn1211; Calibrated: 2022/03/01
- Phantom: Twin SAM; Type: QD000P40CD; Serial: 1744
- Measurement SW: DASY52, Version 52.10 (4); SEMCAD X Version 14.6.14 (7501)

Head Left Tilt/Bluetooth BDR(GFSK) Mid/Area Scan (11x11x1): Measurement grid: dx=10mm, dy=10mm
Maximum value of SAR (measured) = 0.00572 W/kg

Head Left Tilt/Bluetooth BDR(GFSK) Mid/Zoom Scan (7x7x7)/Cube 0: Measurement grid: dx=5mm, dy=5mm, dz=5mm
Reference Value = 1.071 V/m; Power Drift = -0.16 dB
Peak SAR (extrapolated) = 0.0220 W/kg
SAR(1 g) = 0.00484 W/kg; SAR(10 g) = 0.00127 W/kg
Maximum value of SAR (measured) = 0.00447 W/kg



0 dB = 0.00447 W/kg = -23.50 dBW/kg

Plot 121#: Bluetooth_Head Right Cheek_Mid

DUT: 4G Smart Phone; Type: MAX 3 ULTRA; Serial: SZNS220812-36653E-SA-S1

Communication System: UID 0, Bluetooth(GFSK) (0); Frequency: 2441 MHz;Duty Cycle: 1:1.30317
Medium parameters used (interpolated): f = 2441 MHz; σ = 1.831 S/m; εr = 38.114; ρ = 1000 kg/m^3
Phantom section: Right Section

DASY5 Configuration:

- Probe: EX3DV4 - SN7441; ConvF(7.54, 7.54, 7.54) @ 2441 MHz; Calibrated: 2022/05/16
- Sensor-Surface: 4mm (Mechanical Surface Detection)
- Electronics: DAE4 Sn1211; Calibrated: 2022/03/01
- Phantom: Twin SAM; Type: QD000P40CD; Serial: 1744
- Measurement SW: DASY52, Version 52.10 (4); SEMCAD X Version 14.6.14 (7501)

Head Right Cheek/Bluetooth BDR(GFSK) Mid/Area Scan (11x11x1): Measurement grid: dx=10mm, dy=10mm
Maximum value of SAR (measured) = 0.0130 W/kg

Head Right Cheek/Bluetooth BDR(GFSK) Mid/Zoom Scan (7x7x7)/Cube 0: Measurement grid: dx=5mm, dy=5mm, dz=5mm
Reference Value = 0.7910 V/m; Power Drift = 0.18 dB
Peak SAR (extrapolated) = 0.0210 W/kg
SAR(1 g) = 0.013 W/kg; SAR(10 g) = 0.00533 W/kg
Maximum value of SAR (measured) = 0.0144 W/kg

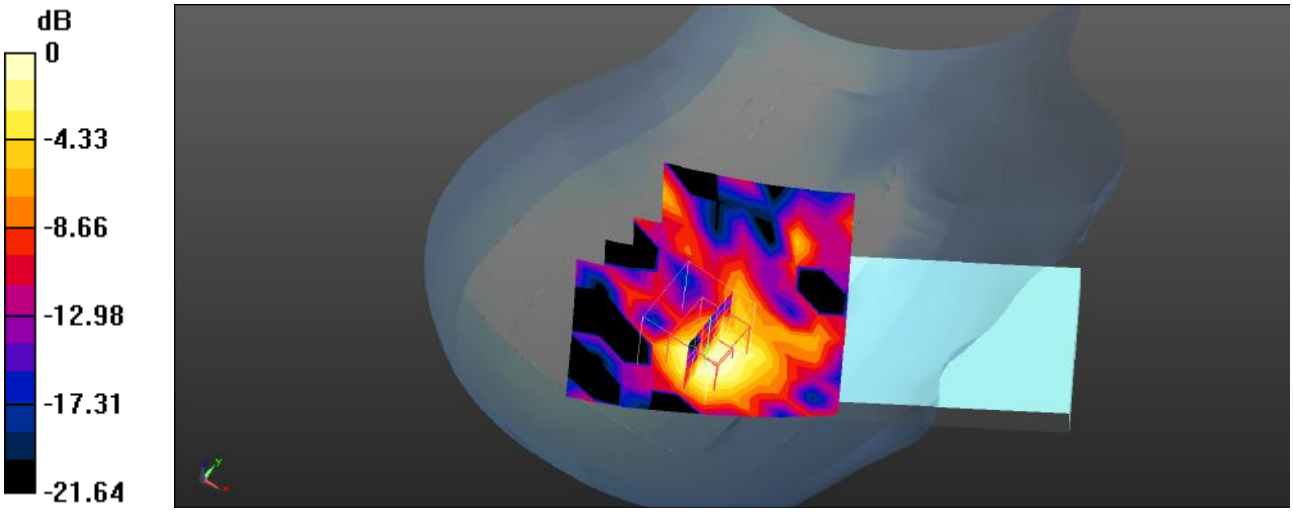

0 dB = 0.0144 W/kg = -18.42 dBW/kg

Plot 122#: Bluetooth_Head Right Tilt_Mid

DUT: 4G Smart Phone; Type: MAX 3 ULTRA; Serial: SZNS220812-36653E-SA-S1

Communication System: UID 0, Bluetooth(GFSK) (0); Frequency: 2441 MHz;Duty Cycle: 1:1.30317
Medium parameters used (interpolated): f = 2441 MHz; σ = 1.831 S/m; εr = 38.114; ρ = 1000 kg/m^3
Phantom section: Right Section

DASY5 Configuration:

- Probe: EX3DV4 - SN7441; ConvF(7.54, 7.54, 7.54) @ 2441 MHz; Calibrated: 2022/05/16
- Sensor-Surface: 4mm (Mechanical Surface Detection)
- Electronics: DAE4 Sn1211; Calibrated: 2022/03/01
- Phantom: Twin SAM; Type: QD000P40CD; Serial: 1744
- Measurement SW: DASY52, Version 52.10 (4); SEMCAD X Version 14.6.14 (7501)

Head Right Tilt/Bluetooth BDR(GFSK) Mid/Area Scan (11x11x1): Measurement grid: dx=10mm, dy=10mm
Maximum value of SAR (measured) = 0.0131 W/kg

Head Right Tilt/Bluetooth BDR(GFSK) Mid/Zoom Scan (7x7x7)/Cube 0: Measurement grid: dx=5mm, dy=5mm, dz=5mm
Reference Value = 0.6170 V/m; Power Drift = 0.17 dB
Peak SAR (extrapolated) = 0.0210 W/kg
SAR(1 g) = 0.011 W/kg; SAR(10 g) = 0.00483 W/kg
Maximum value of SAR (measured) = 0.0136 W/kg

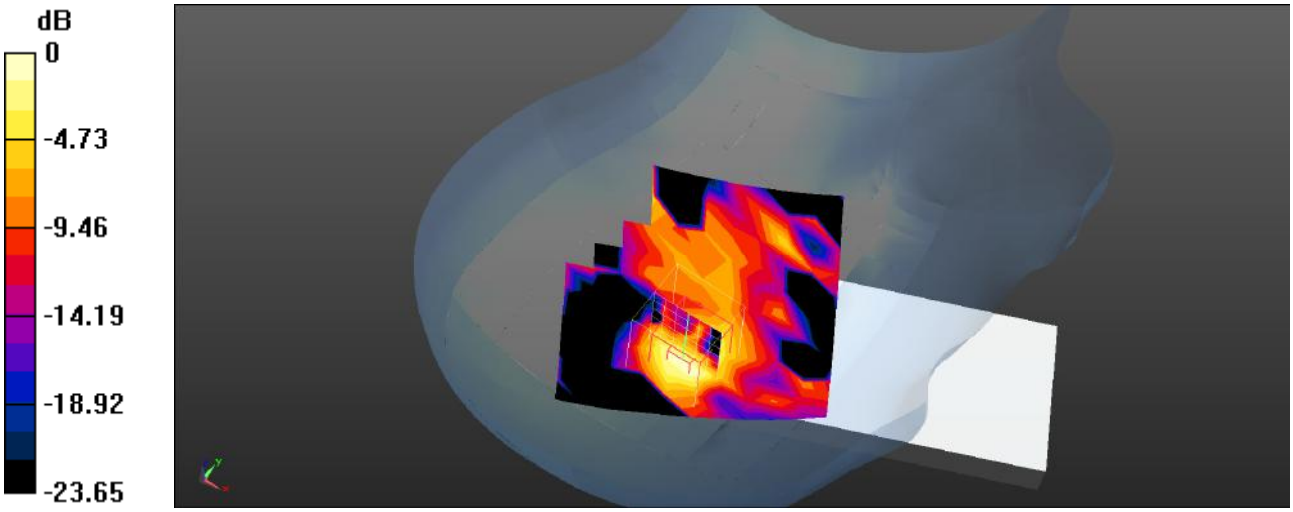

0 dB = 0.0136 W/kg = -18.66 dBW/kg

Plot 123#: Bluetooth_Body Front_Mid

DUT: 4G Smart Phone; Type: MAX 3 ULTRA; Serial: SZNS220812-36653E-SA-S1

Communication System: UID 0, Bluetooth(GFSK) (0); Frequency: 2441 MHz;Duty Cycle: 1:1.30317
Medium parameters used (interpolated): f = 2441 MHz; σ = 1.831 S/m; εr = 38.114; ρ = 1000 kg/m^3
Phantom section: Flat Section

DASY5 Configuration:

- Probe: EX3DV4 - SN7441; ConvF(7.54, 7.54, 7.54) @ 2441 MHz; Calibrated: 2022/05/16
- Sensor-Surface: 4mm (Mechanical Surface Detection)
- Electronics: DAE4 Sn1211; Calibrated: 2022/03/01
- Phantom: Twin SAM; Type: QD000P40CD; Serial: 1744
- Measurement SW: DASY52, Version 52.10 (4); SEMCAD X Version 14.6.14 (7501)

Body Front/Bluetooth BDR(GFSK) Mid/Area Scan (11x11x1): Measurement grid: dx=10mm, dy=10mm
Maximum value of SAR (measured) = 0.00182 W/kg

Body Front/Bluetooth BDR(GFSK) Mid/Zoom Scan (7x7x7)/Cube 0: Measurement grid: dx=5mm, dy=5mm, dz=5mm
Reference Value = 0.5660 V/m; Power Drift = 0.07 dB
Peak SAR (extrapolated) = 0.00235 W/kg
SAR(1 g) = 8.75e-005 W/kg; SAR(10 g) = 1.26e-005 W/kg
Maximum value of SAR (measured) = 0.00235 W/kg



0 dB = 0.00235 W/kg = -26.29 dBW/kg

Plot 124#: Bluetooth_Body Back_Mid

DUT: 4G Smart Phone; Type: MAX 3 ULTRA; Serial: SZNS220812-36653E-SA-S1

Communication System: UID 0, Bluetooth(GFSK) (0); Frequency: 2441 MHz;Duty Cycle: 1:1.30317
Medium parameters used (interpolated): f = 2441 MHz; σ = 1.831 S/m; εr = 38.114; ρ = 1000 kg/m^3
Phantom section: Flat Section

DASY5 Configuration:

- Probe: EX3DV4 - SN7441; ConvF(7.54, 7.54, 7.54) @ 2441 MHz; Calibrated: 2022/05/16
- Sensor-Surface: 4mm (Mechanical Surface Detection)
- Electronics: DAE4 Sn1211; Calibrated: 2022/03/01
- Phantom: Twin SAM; Type: QD000P40CD; Serial: 1744
- Measurement SW: DASY52, Version 52.10 (4); SEMCAD X Version 14.6.14 (7501)

Body Back/Bluetooth BDR(GFSK) Mid/Area Scan (11x12x1): Measurement grid: dx=10mm, dy=10mm
Maximum value of SAR (measured) = 0.00261 W/kg

Body Back/Bluetooth BDR(GFSK) Mid/Zoom Scan (7x7x7)/Cube 0: Measurement grid: dx=5mm, dy=5mm, dz=5mm
Reference Value = 0 V/m; Power Drift = 0.10 dB
Peak SAR (extrapolated) = 0.00524 W/kg
SAR(1 g) = 0.000193 W/kg; SAR(10 g) = 5.11e-005 W/kg
Maximum value of SAR (measured) = 0.00378 W/kg



0 dB = 0.00378 W/kg = -24.23 dBW/kg

Plot 125#: Bluetooth_Body Left_Mid

DUT: 4G Smart Phone; Type: MAX 3 ULTRA; Serial: SZNS220812-36653E-SA-S1

Communication System: UID 0, Bluetooth(GFSK) (0); Frequency: 2441 MHz;Duty Cycle: 1:1.30317
Medium parameters used (interpolated): f = 2441 MHz; σ = 1.831 S/m; εr = 38.114; ρ = 1000 kg/m^3
Phantom section: Flat Section

DASY5 Configuration:

- Probe: EX3DV4 - SN7441; ConvF(7.54, 7.54, 7.54) @ 2441 MHz; Calibrated: 2022/05/16
- Sensor-Surface: 4mm (Mechanical Surface Detection)
- Electronics: DAE4 Sn1211; Calibrated: 2022/03/01
- Phantom: Twin SAM; Type: QD000P40CD; Serial: 1744
- Measurement SW: DASY52, Version 52.10 (4); SEMCAD X Version 14.6.14 (7501)

Body Left/Bluetooth BDR(GFSK) Mid/Area Scan (8x14x1): Measurement grid: dx=10mm, dy=10mm
Maximum value of SAR (measured) = 0.00224 W/kg

Body Left/Bluetooth BDR(GFSK) Mid/Zoom Scan (7x7x7)/Cube 0: Measurement grid: dx=5mm, dy=5mm, dz=5mm
Reference Value = 0 V/m; Power Drift = 0.20 dB
Peak SAR (extrapolated) = 0.00305 W/kg
SAR(1 g) = 0.000125 W/kg; SAR(10 g) = 1.81e-005 W/kg
Maximum value of SAR (measured) = 0.00305 W/kg



0 dB = 0.00305 W/kg = -25.16 dBW/kg

Plot 126#: Bluetooth_Body Top_Mid

DUT: 4G Smart Phone; Type: MAX 3 ULTRA; Serial: SZNS220812-36653E-SA-S1

Communication System: UID 0, Bluetooth(GFSK) (0); Frequency: 2441 MHz;Duty Cycle: 1:1.30317
Medium parameters used (interpolated): f = 2441 MHz; σ = 1.831 S/m; εr = 38.114; ρ = 1000 kg/m^3
Phantom section: Flat Section

DASY5 Configuration:

- Probe: EX3DV4 - SN7441; ConvF(7.54, 7.54, 7.54) @ 2441 MHz; Calibrated: 2022/05/16
- Sensor-Surface: 4mm (Mechanical Surface Detection)
- Electronics: DAE4 Sn1211; Calibrated: 2022/03/01
- Phantom: Twin SAM; Type: QD000P40CD; Serial: 1744
- Measurement SW: DASY52, Version 52.10 (4); SEMCAD X Version 14.6.14 (7501)

Body Top/Bluetooth BDR(GFSK) Mid/Area Scan (11x11x1): Measurement grid: dx=10mm, dy=10mm
Maximum value of SAR (measured) = 0.00213 W/kg

Body Top/Bluetooth BDR(GFSK) Mid/Zoom Scan (7x7x7)/Cube 0: Measurement grid: dx=5mm, dy=5mm, dz=5mm
Reference Value = 0 V/m; Power Drift = 0.10 dB
Peak SAR (extrapolated) = 0.00268 W/kg
SAR(1 g) = 3.85e-005 W/kg; SAR(10 g) = 7.78e-006 W/kg
Maximum value of SAR (measured) = 0.00268 W/kg

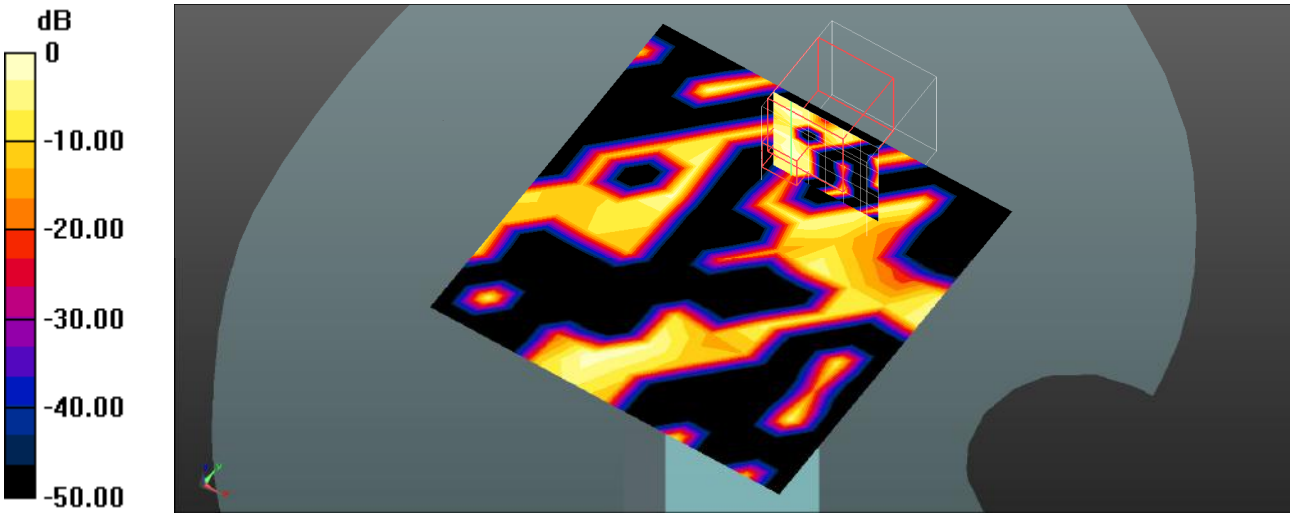

0 dB = 0.00268 W/kg = -25.72 dBW/kg