3.3. Occupied Bandwidth Measurement

Limit

N/A

Test Configuration

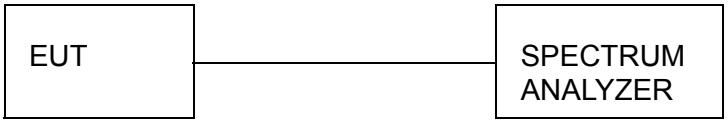

Test Procedure

The transmitter output was connected to the spectrum analyzer through an attenuator. The bandwidth of the fundamental frequency was measured by spectrum analyzer with 30 KHz RBW and 100 KHz VBW.

The 20dB bandwidth is defined as the total spectrum the power of which is higher than peak power minus 20dB.

Test Results

Modulation	Channel	99% OBW (MHz)	20dB bandwidth (MHz)	Result
GFSK	CH01	1.1797	1.273	Pass
	CH41	1.1987	1.262	
	CH71	1.2138	1.274	

Test plot as follows:

GFSK Modulation

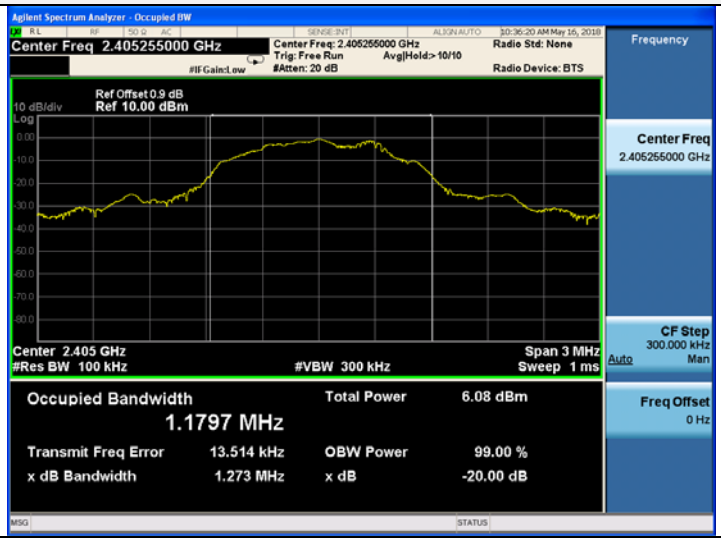

CH01

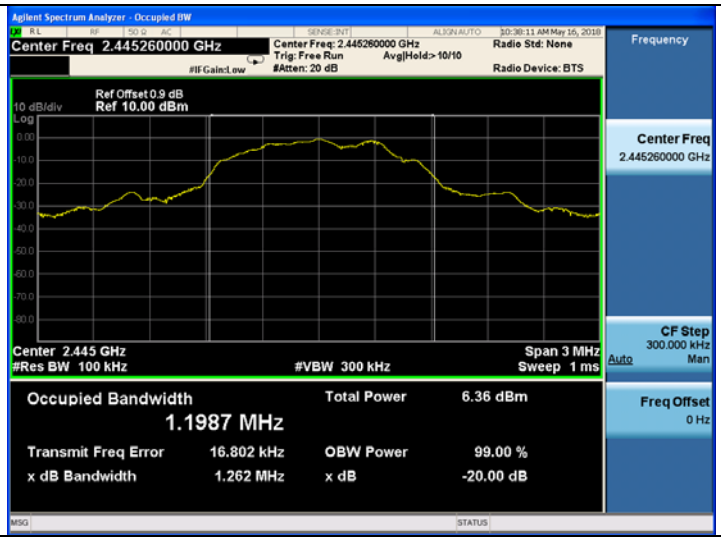

CH41

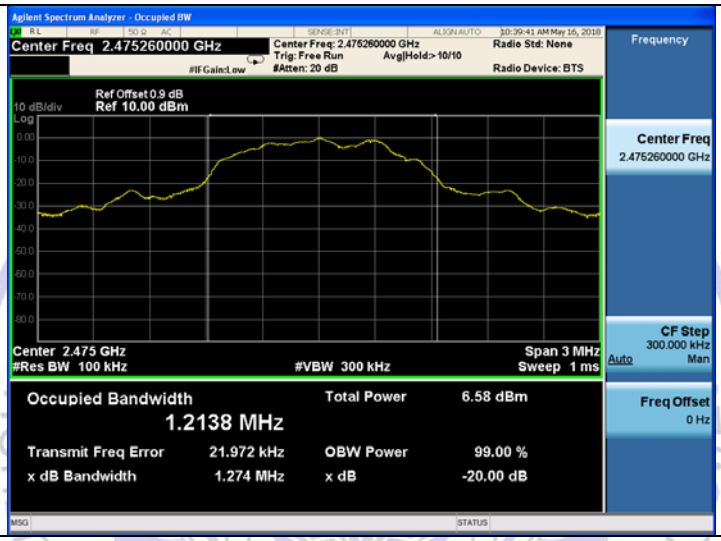

CH71

Shenzhen CTL Testing Technology Co.,Ltd.

3.4. Antenna Requirement

Standard Applicable

For intentional device, according to FCC 47 CFR Section 15.203, an intentional radiator shall be designed to ensure that no antenna other than that furnished by the responsible party shall be used with the device.

Refer to statement below for compliance.
The manufacturer may design the unit so that the user can replace a broken antenna, but the use of a standard antenna jack or electrical connector is prohibited. Further, this requirement does not apply to intentional radiators that must be professionally installed.

Antenna Connected Construction

The antenna used in this product is Internal Antenna, The directional gains of antenna used for transmitting is 0dBi.



CTL Testing Technolog

4. Test Setup Photos of the EUT



5. External and Internal Photos of the EUT

External Photos of EUT



Internal Photos of EUT





********** End of Report **********

检 检
华 测
Shenzhen CTL Testing Technology Co.,Ltd.
CTL