Test Mode: TX / IEEE 802.11a / 5745MHz /(CH Low) **Tested by:** Saber Huang

Ambient temperature: 24°C **Relative humidity:** 52% RH **Date:** June 5, 2018

Frequency (MHz)	Reading (dBuV)	Correction Factor (dB/m)	Result (dBuV/m)	Limit (dBuV/m)	Margin (dB)	Antenna Pole (V/H)	Remark
6780.000	31.70	7.34	39.04	74.00	-34.96	V	peak
7068.000	32.18	7.83	40.01	74.00	-33.99	V	peak
8040.000	31.86	9.63	41.49	74.00	-32.51	V	peak
8376.000	32.01	9.44	41.45	74.00	-32.55	V	peak
9336.000	30.89	10.07	40.96	74.00	-33.04	V	peak
10392.000	30.93	13.20	44.13	74.00	-29.87	V	peak
6744.000	31.35	7.29	38.64	74.00	-35.36	H	Peak
7032.000	31.63	7.76	39.39	74.00	-34.61	H	Peak
7692.000	31.79	9.05	40.84	74.00	-33.16	H	Peak
8076.000	31.96	9.61	41.57	74.00	-32.43	H	peak
9060.000	31.38	9.27	40.65	74.00	-33.35	H	peak
9636.000	30.62	10.93	41.55	74.00	-32.45	H	peak

Remark:

1. *Measuring frequencies from 1 GHz to the 10th harmonic of highest fundamental frequency.*
2. *Radiated emissions measured in frequency above 1000MHz were made with an instrument using peak/average detector mode.*
3. *Average test would be performed if the peak result were greater than the average limit.*
4. *Data of measurement within this frequency range shown " --- " in the table above means the reading of emissions are attenuated more than 20dB below the permissible limits or the field strength is too small to be measured.*
5. *Measurements above show only up to 6 maximum emissions noted, or would be lesser, with " N/A " remark, if no specific emissions from the EUT are recorded (ie: margin>20dB from the applicable limit) and considered that's already beyond the background noise floor.*
6. *Margin (dB) = Remark result (dBuV/m) – Average limit (dBuV/m).*

This report shall not be reproduced except in full, without the written approval of Compliance Certification Services (Shenzhen) Inc.

Test Mode: TX / IEEE 802.11a / 5785MHz /(CH Mid) **Tested by:** Saber Huang

Ambient temperature: 24°C **Relative humidity:** 52% RH **Date:** June 5, 2018

Frequency (MHz)	Reading (dBuV)	Correction Factor (dB/m)	Result (dBuV/m)	Limit (dBuV/m)	Margin (dB)	Antenna Pole (V/H)	Remark
6852.000	33.11	7.46	40.57	74.00	-33.43	V	peak
7968.000	32.17	9.59	41.76	74.00	-32.24	V	peak
9024.000	32.24	9.17	41.41	74.00	-32.59	V	peak
9888.000	30.92	11.66	42.58	74.00	-31.42	V	peak
10200.000	30.75	12.60	43.35	74.00	-30.65	V	peak
11136.000	31.63	15.02	46.65	74.00	-27.35	V	peak
7272.000	31.49	8.23	39.72	74.00	-34.28	H	Peak
8016.000	32.08	9.64	41.72	74.00	-32.28	H	Peak
8604.000	31.04	9.32	40.36	74.00	-33.64	H	Peak
9960.000	30.54	11.86	42.40	74.00	-31.60	H	peak
11088.000	30.31	15.04	45.35	74.00	-28.65	H	peak
11328.000	30.59	14.94	45.53	74.00	-28.47	H	peak

Remark:

1. *Measuring frequencies from 1 GHz to the 10th harmonic of highest fundamental frequency.*
2. *Radiated emissions measured in frequency above 1000MHz were made with an instrument using peak/average detector mode.*
3. *Average test would be performed if the peak result were greater than the average limit.*
4. *Data of measurement within this frequency range shown " --- " in the table above means the reading of emissions are attenuated more than 20dB below the permissible limits or the field strength is too small to be measured.*
5. *Measurements above show only up to 6 maximum emissions noted, or would be lesser, with " N/A " remark, if no specific emissions from the EUT are recorded (ie: margin>20dB from the applicable limit) and considered that's already beyond the background noise floor.*
6. *Margin (dB) = Remark result (dBuV/m) – Average limit (dBuV/m).*

This report shall not be reproduced except in full, without the written approval of Compliance Certification Services (Shenzhen) Inc.

Test Mode: TX / IEEE 802.11a / 5825MHz /(CH High) **Tested by:** Saber Huang

Ambient temperature: 24°C **Relative humidity:** 52% RH **Date:** June 5, 2018

Frequency (MHz)	Reading (dBuV)	Correction Factor (dB/m)	Result (dBuV/m)	Limit (dBuV/m)	Margin (dB)	Antenna Pole (V/H)	Remark
7236.000	31.48	8.16	39.64	74.00	-34.36	V	peak
8112.000	31.96	9.59	41.55	74.00	-32.45	V	peak
9060.000	31.75	9.27	41.02	74.00	-32.98	V	peak
9912.000	30.79	11.73	42.52	74.00	-31.48	V	peak
10404.000	30.40	13.23	43.63	74.00	-30.37	V	peak
11136.000	31.22	15.02	46.24	74.00	-27.76	V	peak
7476.000	30.90	8.63	39.53	74.00	-34.47	H	Peak
8304.000	31.85	9.48	41.33	74.00	-32.67	H	Peak
9000.000	31.30	9.10	40.40	74.00	-33.60	H	Peak
9624.000	30.55	10.90	41.45	74.00	-32.55	H	peak
10260.000	30.40	12.79	43.19	74.00	-30.81	H	peak
11040.000	29.65	15.06	44.71	74.00	-29.29	H	peak

Remark:

1. *Measuring frequencies from 1 GHz to the 10th harmonic of highest fundamental frequency.*
2. *Radiated emissions measured in frequency above 1000MHz were made with an instrument using peak/average detector mode.*
3. *Average test would be performed if the peak result were greater than the average limit.*
4. *Data of measurement within this frequency range shown " --- " in the table above means the reading of emissions are attenuated more than 20dB below the permissible limits or the field strength is too small to be measured.*
5. *Measurements above show only up to 6 maximum emissions noted, or would be lesser, with " N/A " remark, if no specific emissions from the EUT are recorded (ie: margin>20dB from the applicable limit) and considered that's already beyond the background noise floor.*
6. *Margin (dB) = Remark result (dBuV/m) – Average limit (dBuV/m).*

This report shall not be reproduced except in full, without the written approval of Compliance Certification Services (Shenzhen) Inc.

Test Mode: TX / IEEE 802.11n HT 20 MHz / 5180MHz /(CH Low) **Tested by:** Saber Huang

Ambient temperature: 24°C **Relative humidity:** 52% RH **Date:** June 5, 2018

Frequency (MHz)	Reading (dBuV)	Correction Factor (dB/m)	Result (dBuV/m)	Limit (dBuV/m)	Margin (dB)	Antenna Pole (V/H)	Remark
7692.000	32.16	9.05	41.21	74.00	-32.79	V	peak
8052.000	32.25	9.62	41.87	74.00	-32.13	V	peak
8952.000	31.43	9.13	40.56	74.00	-33.44	V	peak
9432.000	31.76	10.34	42.10	74.00	-31.90	V	peak
10908.000	30.22	14.79	45.01	74.00	-28.99	V	peak
11172.000	31.58	15.00	46.58	74.00	-27.42	V	peak
7692.000	32.04	9.05	41.09	74.00	-32.91	H	Peak
8220.000	32.20	9.53	41.73	74.00	-32.27	H	Peak
8940.000	31.94	9.13	41.07	74.00	-32.93	H	Peak
9756.000	30.79	11.28	42.07	74.00	-31.93	H	peak
10092.000	31.34	12.27	43.61	74.00	-30.39	H	peak
11148.000	31.42	15.01	46.43	74.00	-27.57	H	peak

Remark:

1. *Measuring frequencies from 1 GHz to the 10th harmonic of highest fundamental frequency.*
2. *Radiated emissions measured in frequency above 1000MHz were made with an instrument using peak/average detector mode.*
3. *Average test would be performed if the peak result were greater than the average limit.*
4. *Data of measurement within this frequency range s*
5. *hown " --- " in the table above means the reading of emissions are attenuated more than 20dB below the permissible limits or the field strength is too small to be measured.*
6. *Measurements above show only up to 6 maximum emissions noted, or would be lesser, with " N/A " remark, if no specific emissions from the EUT are recorded (ie: margin>20dB from the applicable limit) and considered that's already beyond the background noise floor.*
7. *Margin (dB) = Remark result (dBuV/m) – Average limit (dBuV/m).*

This report shall not be reproduced except in full, without the written approval of Compliance Certification Services (Shenzhen) Inc.

Test Mode: TX / IEEE 802.11n HT 20 MHz / 5200MHz /(CH Mid) **Tested by:** Saber Huang

Ambient temperature: 24°C **Relative humidity:** 52% RH **Date:** June 5, 2018

Frequency (MHz)	Reading (dBuV)	Correction Factor (dB/m)	Result (dBuV/m)	Limit (dBuV/m)	Margin (dB)	Antenna Pole (V/H)	Remark
7320.000	31.28	8.32	39.60	74.00	-34.40	V	peak
7620.000	31.61	8.91	40.52	74.00	-33.48	V	peak
8160.000	31.73	9.56	41.29	74.00	-32.71	V	peak
8556.000	31.14	9.34	40.48	74.00	-33.52	V	peak
9840.000	30.75	11.52	42.27	74.00	-31.73	V	peak
10572.000	30.66	13.75	44.41	74.00	-29.59	V	peak
7512.000	31.86	8.70	40.56	74.00	-33.44	H	Peak
8004.000	31.54	9.65	41.19	74.00	-32.81	H	Peak
9276.000	30.24	9.89	40.13	74.00	-33.87	H	Peak
9852.000	30.40	11.55	41.95	74.00	-32.05	H	peak
10800.000	29.93	14.46	44.39	74.00	-29.61	H	peak
11196.000	30.93	14.99	45.92	74.00	-28.08	H	peak

Remark:

1. *Measuring frequencies from 1 GHz to the 10th harmonic of highest fundamental frequency.*
2. *Radiated emissions measured in frequency above 1000MHz were made with an instrument using peak/average detector mode.*
3. *Average test would be performed if the peak result were greater than the average limit.*
4. *Data of measurement within this frequency range shown " --- " in the table above means the reading of emissions are attenuated more than 20dB below the permissible limits or the field strength is too small to be measured.*
5. *Measurements above show only up to 6 maximum emissions noted, or would be lesser, with " N/A " remark, if no specific emissions from the EUT are recorded (ie: margin>20dB from the applicable limit) and considered that's already beyond the background noise floor.*
6. *Margin (dB) = Remark result (dBuV/m) – Average limit (dBuV/m).*

This report shall not be reproduced except in full, without the written approval of Compliance Certification Services (Shenzhen) Inc.

Test Mode: TX / IEEE 802.11n HT 20 MHz / 5240MHz /(CH High) **Tested by:** Saber Huang

Ambient temperature: 24°C **Relative humidity:** 52% RH **Date:** June 5, 2018

Frequency (MHz)	Reading (dBuV)	Correction Factor (dB/m)	Result (dBuV/m)	Limit (dBuV/m)	Margin (dB)	Antenna Pole (V/H)	Remark
7188.000	31.25	8.07	39.32	74.00	-34.68	V	peak
7500.000	31.58	8.68	40.26	74.00	-33.74	V	peak
8124.000	31.83	9.58	41.41	74.00	-32.59	V	peak
9468.000	30.80	10.45	41.25	74.00	-32.75	V	peak
10164.000	30.20	12.49	42.69	74.00	-31.31	V	peak
10704.000	30.22	14.16	44.38	74.00	-29.62	V	peak
7176.000	31.84	8.04	39.88	74.00	-34.12	H	Peak
8196.000	31.54	9.54	41.08	74.00	-32.92	H	Peak
8988.000	31.25	9.11	40.36	74.00	-33.64	H	Peak
9360.000	31.14	10.14	41.28	74.00	-32.72	H	peak
10284.000	30.31	12.86	43.17	74.00	-30.83	H	peak
10668.000	29.51	14.05	43.56	74.00	-30.44	H	peak

Remark:

1. *Measuring frequencies from 1 GHz to the 10th harmonic of highest fundamental frequency.*
2. *Radiated emissions measured in frequency above 1000MHz were made with an instrument using peak/average detector mode.*
3. *Average test would be performed if the peak result were greater than the average limit.*
4. *Data of measurement within this frequency range shown " --- " in the table above means the reading of emissions are attenuated more than 20dB below the permissible limits or the field strength is too small to be measured.*
5. *Measurements above show only up to 6 maximum emissions noted, or would be lesser, with " N/A " remark, if no specific emissions from the EUT are recorded (ie: margin>20dB from the applicable limit) and considered that's already beyond the background noise floor.*
6. *Margin (dB) = Remark result (dBuV/m) – Average limit (dBuV/m).*

This report shall not be reproduced except in full, without the written approval of Compliance Certification Services (Shenzhen) Inc.

Test Mode: TX / IEEE 802.11n HT 20 MHz / 5260MHz /(CH Low) **Tested by:** Saber Huang

Ambient temperature: 24°C **Relative humidity:** 52% RH **Date:** June 5, 2018

Frequency (MHz)	Reading (dBuV)	Correction Factor (dB/m)	Result (dBuV/m)	Limit (dBuV/m)	Margin (dB)	Antenna Pole (V/H)	Remark
6840.000	31.38	7.44	38.82	74.00	-35.18	V	peak
7296.000	31.54	8.28	39.82	74.00	-34.18	V	peak
7716.000	31.33	9.10	40.43	74.00	-33.57	V	peak
8160.000	31.75	9.56	41.31	74.00	-32.69	V	peak
9672.000	30.90	11.04	41.94	74.00	-32.06	V	peak
10860.000	30.08	14.65	44.73	74.00	-29.27	V	peak
7080.000	31.37	7.86	39.23	74.00	-34.77	H	Peak
7560.000	31.40	8.79	40.19	74.00	-33.81	H	Peak
8184.000	31.85	9.55	41.40	74.00	-32.60	H	Peak
9360.000	31.10	10.14	41.24	74.00	-32.76	H	peak
10128.000	30.65	12.38	43.03	74.00	-30.97	H	peak
10716.000	30.15	14.20	44.35	74.00	-29.65	H	peak

Remark:

1. *Measuring frequencies from 1 GHz to the 10th harmonic of highest fundamental frequency.*
2. *Radiated emissions measured in frequency above 1000MHz were made with an instrument using peak/average detector mode.*
3. *Average test would be performed if the peak result were greater than the average limit.*
4. *Data of measurement within this frequency range shown " --- " in the table above means the reading of emissions are attenuated more than 20dB below the permissible limits or the field strength is too small to be measured.*
5. *Measurements above show only up to 6 maximum emissions noted, or would be lesser, with " N/A " remark, if no specific emissions from the EUT are recorded (ie: margin>20dB from the applicable limit) and considered that's already beyond the background noise floor.*
6. *Margin (dB) = Remark result (dBuV/m) – Average limit (dBuV/m).*

This report shall not be reproduced except in full, without the written approval of Compliance Certification Services (Shenzhen) Inc.

Test Mode: TX / IEEE 802.11n HT 20 MHz / 5300MHz /(CH Mid) **Tested by:** Saber Huang

Ambient temperature: 24°C **Relative humidity:** 52% RH **Date:** June 5, 2018

Frequency (MHz)	Reading (dBuV)	Correction Factor (dB/m)	Result (dBuV/m)	Limit (dBuV/m)	Margin (dB)	Antenna Pole (V/H)	Remark
7248.000	31.86	8.18	40.04	74.00	-33.96	V	peak
8076.000	31.72	9.61	41.33	74.00	-32.67	V	peak
8244.000	31.38	9.52	40.90	74.00	-33.10	V	peak
8952.000	31.29	9.13	40.42	74.00	-33.58	V	peak
9912.000	30.41	11.73	42.14	74.00	-31.86	V	peak
11136.000	30.89	15.02	45.91	74.00	-28.09	V	peak
7284.000	31.18	8.25	39.43	74.00	-34.57	H	Peak
7632.000	31.98	8.93	40.91	74.00	-33.09	H	Peak
8136.000	31.51	9.58	41.09	74.00	-32.91	H	Peak
8592.000	30.49	9.32	39.81	74.00	-34.19	H	peak
9024.000	31.26	9.17	40.43	74.00	-33.57	H	peak
10020.000	30.19	12.04	42.23	74.00	-31.77	H	peak

Remark:

1. *Measuring frequencies from 1 GHz to the 10th harmonic of highest fundamental frequency.*
2. *Radiated emissions measured in frequency above 1000MHz were made with an instrument using peak/average detector mode.*
3. *Average test would be performed if the peak result were greater than the average limit.*
4. *Data of measurement within this frequency range shown " --- " in the table above means the reading of emissions are attenuated more than 20dB below the permissible limits or the field strength is too small to be measured.*
5. *Measurements above show only up to 6 maximum emissions noted, or would be lesser, with " N/A " remark, if no specific emissions from the EUT are recorded (ie: margin>20dB from the applicable limit) and considered that's already beyond the background noise floor.*
6. *Margin (dB) = Remark result (dBuV/m) – Average limit (dBuV/m).*

This report shall not be reproduced except in full, without the written approval of Compliance Certification Services (Shenzhen) Inc.

Test Mode: TX / IEEE 802.11n HT 20 MHz / 5320MHz /(CH High) **Tested by:** Saber Huang

Ambient temperature: 24°C **Relative humidity:** 52% RH **Date:** June 5, 2018

Frequency (MHz)	Reading (dBuV)	Correction Factor (dB/m)	Result (dBuV/m)	Limit (dBuV/m)	Margin (dB)	Antenna Pole (V/H)	Remark
7356.000	31.22	8.39	39.61	74.00	-34.39	V	peak
8172.000	31.78	9.56	41.34	74.00	-32.66	V	peak
9384.000	30.45	10.21	40.66	74.00	-33.34	V	peak
9852.000	31.04	11.55	42.59	74.00	-31.41	V	peak
10392.000	29.66	13.20	42.86	74.00	-31.14	V	peak
11340.000	30.65	14.93	45.58	74.00	-28.42	V	peak
7068.000	31.25	7.83	39.08	74.00	-34.92	H	Peak
7692.000	31.16	9.05	40.21	74.00	-33.79	H	Peak
8040.000	31.15	9.63	40.78	74.00	-33.22	H	Peak
9420.000	30.38	10.31	40.69	74.00	-33.31	H	peak
10356.000	29.86	13.08	42.94	74.00	-31.06	H	peak
10632.000	30.65	13.94	44.59	74.00	-29.41	H	peak

Remark:

1. *Measuring frequencies from 1 GHz to the 10th harmonic of highest fundamental frequency.*
2. *Radiated emissions measured in frequency above 1000MHz were made with an instrument using peak/average detector mode.*
3. *Average test would be performed if the peak result were greater than the average limit.*
4. *Data of measurement within this frequency range shown " --- " in the table above means the reading of emissions are attenuated more than 20dB below the permissible limits or the field strength is too small to be measured.*
5. *Measurements above show only up to 6 maximum emissions noted, or would be lesser, with " N/A " remark, if no specific emissions from the EUT are recorded (ie: margin>20dB from the applicable limit) and considered that's already beyond the background noise floor.*
6. *Margin (dB) = Remark result (dBuV/m) – Average limit (dBuV/m).*

This report shall not be reproduced except in full, without the written approval of Compliance Certification Services (Shenzhen) Inc.

Test Mode: TX / IEEE 802.11n HT 20 MHz / 5500MHz /(CH Low) **Tested by:** Saber Huang

Ambient temperature: 24°C **Relative humidity:** 52% RH **Date:** June 5, 2018

Frequency (MHz)	Reading (dBuV)	Correction Factor (dB/m)	Result (dBuV/m)	Limit (dBuV/m)	Margin (dB)	Antenna Pole (V/H)	Remark
7032.000	31.46	7.76	39.22	74.00	-34.78	V	peak
7596.000	31.04	8.86	39.90	74.00	-34.10	V	peak
8100.000	32.13	9.60	41.73	74.00	-32.27	V	peak
9348.000	30.57	10.10	40.67	74.00	-33.33	V	peak
10620.000	30.42	13.90	44.32	74.00	-29.68	V	peak
11184.000	31.39	15.00	46.39	74.00	-27.61	V	peak
7068.000	31.43	7.83	39.26	74.00	-34.74	H	Peak
7620.000	31.17	8.91	40.08	74.00	-33.92	H	Peak
7956.000	31.32	9.56	40.88	74.00	-33.12	H	Peak
8940.000	31.60	9.13	40.73	74.00	-33.27	H	peak
9432.000	30.92	10.34	41.26	74.00	-32.74	H	peak
10596.000	30.12	13.83	43.95	74.00	-30.05	H	peak

Remark:

1. *Measuring frequencies from 1 GHz to the 10th harmonic of highest fundamental frequency.*
2. *Radiated emissions measured in frequency above 1000MHz were made with an instrument using peak/average detector mode.*
3. *Average test would be performed if the peak result were greater than the average limit.*
4. *Data of measurement within this frequency range shown " --- " in the table above means the reading of emissions are attenuated more than 20dB below the permissible limits or the field strength is too small to be measured.*
5. *Measurements above show only up to 6 maximum emissions noted, or would be lesser, with " N/A " remark, if no specific emissions from the EUT are recorded (ie: margin>20dB from the applicable limit) and considered that's already beyond the background noise floor.*
6. *Margin (dB) = Remark result (dBuV/m) – Average limit (dBuV/m).*

This report shall not be reproduced except in full, without the written approval of Compliance Certification Services (Shenzhen) Inc.

Test Mode: TX / IEEE 802.11n HT 20 MHz / 5580MHz /(CH Mid) **Tested by:** Saber Huang

Ambient temperature: 24°C **Relative humidity:** 52% RH **Date:** June 5, 2018

Frequency (MHz)	Reading (dBuV)	Correction Factor (dB/m)	Result (dBuV/m)	Limit (dBuV/m)	Margin (dB)	Antenna Pole (V/H)	Remark
6852.000	31.93	7.46	39.39	74.00	-34.61	V	peak
7596.000	31.07	8.86	39.93	74.00	-34.07	V	peak
7992.000	31.78	9.63	41.41	74.00	-32.59	V	peak
8808.000	31.19	9.21	40.40	74.00	-33.60	V	peak
10512.000	30.06	13.57	43.63	74.00	-30.37	V	peak
11232.000	30.50	14.98	45.48	74.00	-28.52	V	peak
7728.000	31.38	9.12	40.50	74.00	-33.50	H	Peak
8100.000	31.36	9.60	40.96	74.00	-33.04	H	Peak
8628.000	30.92	9.30	40.22	74.00	-33.78	H	Peak
9720.000	30.33	11.17	41.50	74.00	-32.50	H	peak
10428.000	29.79	13.31	43.10	74.00	-30.90	H	peak
11208.000	31.49	14.99	46.48	74.00	-27.52	H	peak

Remark:

1. *Measuring frequencies from 1 GHz to the 10th harmonic of highest fundamental frequency.*
2. *Radiated emissions measured in frequency above 1000MHz were made with an instrument using peak/average detector mode.*
3. *Average test would be performed if the peak result were greater than the average limit.*
4. *Data of measurement within this frequency range shown " --- " in the table above means the reading of emissions are attenuated more than 20dB below the permissible limits or the field strength is too small to be measured.*
5. *Measurements above show only up to 6 maximum emissions noted, or would be lesser, with " N/A " remark, if no specific emissions from the EUT are recorded (ie: margin>20dB from the applicable limit) and considered that's already beyond the background noise floor.*
6. *Margin (dB) = Remark result (dBuV/m) – Average limit (dBuV/m).*

This report shall not be reproduced except in full, without the written approval of Compliance Certification Services (Shenzhen) Inc.

Test Mode: TX / IEEE 802.11n HT 20 MHz / 5700MHz /(CH High) **Tested by:** Saber Huang

Ambient temperature: 24°C **Relative humidity:** 52% RH **Date:** June 5, 2018

Frequency (MHz)	Reading (dBuV)	Correction Factor (dB/m)	Result (dBuV/m)	Limit (dBuV/m)	Margin (dB)	Antenna Pole (V/H)	Remark
6636.000	31.69	7.11	38.80	74.00	-35.20	V	peak
7320.000	31.43	8.32	39.75	74.00	-34.25	V	peak
8004.000	32.25	9.65	41.90	74.00	-32.10	V	peak
8628.000	31.03	9.30	40.33	74.00	-33.67	V	peak
9600.000	30.06	10.83	40.89	74.00	-33.11	V	peak
10716.000	30.42	14.20	44.62	74.00	-29.38	V	peak
7200.000	31.76	8.09	39.85	74.00	-34.15	H	Peak
7656.000	31.45	8.98	40.43	74.00	-33.57	H	Peak
8412.000	31.77	9.42	41.19	74.00	-32.81	H	Peak
9372.000	30.84	10.17	41.01	74.00	-32.99	H	peak
9852.000	30.72	11.55	42.27	74.00	-31.73	H	peak
10248.000	29.80	12.75	42.55	74.00	-31.45	H	peak

Remark:

1. *Measuring frequencies from 1 GHz to the 10th harmonic of highest fundamental frequency.*
2. *Radiated emissions measured in frequency above 1000MHz were made with an instrument using peak/average detector mode.*
3. *Average test would be performed if the peak result were greater than the average limit.*
4. *Data of measurement within this frequency range shown " --- " in the table above means the reading of emissions are attenuated more than 20dB below the permissible limits or the field strength is too small to be measured.*
5. *Measurements above show only up to 6 maximum emissions noted, or would be lesser, with " N/A " remark, if no specific emissions from the EUT are recorded (ie: margin>20dB from the applicable limit) and considered that's already beyond the background noise floor.*
6. *Margin (dB) = Remark result (dBuV/m) – Average limit (dBuV/m).*

This report shall not be reproduced except in full, without the written approval of Compliance Certification Services (Shenzhen) Inc.

Test Mode: TX / IEEE 802.11n HT 20 MHz / 5745MHz /(CH Low) **Tested by:** Saber Huang

Ambient temperature: 24°C **Relative humidity:** 52% RH **Date:** June 5, 2018

Frequency (MHz)	Reading (dBuV)	Correction Factor (dB/m)	Result (dBuV/m)	Limit (dBuV/m)	Margin (dB)	Antenna Pole (V/H)	Remark
6324.000	31.66	6.60	38.26	74.00	-35.74	V	peak
7320.000	31.92	8.32	40.24	74.00	-33.76	V	peak
7956.000	31.53	9.56	41.09	74.00	-32.91	V	peak
8436.000	30.85	9.41	40.26	74.00	-33.74	V	peak
9420.000	30.72	10.31	41.03	74.00	-32.97	V	peak
10452.000	29.63	13.38	43.01	74.00	-30.99	V	peak
6576.000	31.85	7.01	38.86	74.00	-35.14	H	Peak
7212.000	31.57	8.11	39.68	74.00	-34.32	H	Peak
7584.000	30.91	8.84	39.75	74.00	-34.25	H	Peak
8124.000	31.51	9.58	41.09	74.00	-32.91	H	peak
8460.000	31.30	9.40	40.70	74.00	-33.30	H	peak
9912.000	30.18	11.73	41.91	74.00	-32.09	H	peak

Remark:

1. *Measuring frequencies from 1 GHz to the 10th harmonic of highest fundamental frequency.*
2. *Radiated emissions measured in frequency above 1000MHz were made with an instrument using peak/average detector mode.*
3. *Average test would be performed if the peak result were greater than the average limit.*
4. *Data of measurement within this frequency range shown " --- " in the table above means the reading of emissions are attenuated more than 20dB below the permissible limits or the field strength is too small to be measured.*
5. *Measurements above show only up to 6 maximum emissions noted, or would be lesser, with " N/A " remark, if no specific emissions from the EUT are recorded (ie: margin>20dB from the applicable limit) and considered that's already beyond the background noise floor.*
6. *Margin (dB) = Remark result (dBuV/m) – Average limit (dBuV/m).*

This report shall not be reproduced except in full, without the written approval of Compliance Certification Services (Shenzhen) Inc.

Test Mode: TX / IEEE 802.11n HT 20 MHz / 5785MHz /(CH Mid) **Tested by:** Saber Huang

Ambient temperature: 24°C **Relative humidity:** 52% RH **Date:** June 5, 2018

Frequency (MHz)	Reading (dBuV)	Correction Factor (dB/m)	Result (dBuV/m)	Limit (dBuV/m)	Margin (dB)	Antenna Pole (V/H)	Remark
7272.000	30.92	8.23	39.15	74.00	-34.85	V	peak
7884.000	31.92	9.42	41.34	74.00	-32.66	V	peak
8100.000	31.92	9.60	41.52	74.00	-32.48	V	peak
8628.000	30.94	9.30	40.24	74.00	-33.76	V	peak
10080.000	30.06	12.23	42.29	74.00	-31.71	V	peak
11100.000	30.37	15.04	45.41	74.00	-28.59	V	peak
6984.000	31.98	7.67	39.65	74.00	-34.35	H	Peak
7476.000	31.62	8.63	40.25	74.00	-33.75	H	Peak
8100.000	32.24	9.60	41.84	74.00	-32.16	H	Peak
8532.000	30.73	9.36	40.09	74.00	-33.91	H	peak
9552.000	30.29	10.69	40.98	74.00	-33.02	H	peak
10560.000	29.86	13.72	43.58	74.00	-30.42	H	peak

Remark:

1. *Measuring frequencies from 1 GHz to the 10th harmonic of highest fundamental frequency.*
2. *Radiated emissions measured in frequency above 1000MHz were made with an instrument using peak/average detector mode.*
3. *Average test would be performed if the peak result were greater than the average limit.*
4. *Data of measurement within this frequency range shown " --- " in the table above means the reading of emissions are attenuated more than 20dB below the permissible limits or the field strength is too small to be measured.*
5. *Measurements above show only up to 6 maximum emissions noted, or would be lesser, with " N/A " remark, if no specific emissions from the EUT are recorded (ie: margin>20dB from the applicable limit) and considered that's already beyond the background noise floor.*
6. *Margin (dB) = Remark result (dBuV/m) – Average limit (dBuV/m).*

This report shall not be reproduced except in full, without the written approval of Compliance Certification Services (Shenzhen) Inc.

Test Mode: TX / IEEE 802.11n HT 20 MHz / 5825MHz /(CH High) **Tested by:** Saber Huang

Ambient temperature: 24°C **Relative humidity:** 52% RH **Date:** June 5, 2018

Frequency (MHz)	Reading (dBuV)	Correction Factor (dB/m)	Result (dBuV/m)	Limit (dBuV/m)	Margin (dB)	Antenna Pole (V/H)	Remark
6828.000	31.61	7.42	39.03	74.00	-34.97	V	peak
7500.000	31.38	8.68	40.06	74.00	-33.94	V	peak
8280.000	31.20	9.50	40.70	74.00	-33.30	V	peak
9312.000	30.63	10.00	40.63	74.00	-33.37	V	peak
9900.000	30.69	11.69	42.38	74.00	-31.62	V	peak
10692.000	29.92	14.13	44.05	74.00	-29.95	V	peak
7008.000	31.53	7.72	39.25	74.00	-34.75	H	Peak
7968.000	31.36	9.59	40.95	74.00	-33.05	H	Peak
8448.000	31.09	9.40	40.49	74.00	-33.51	H	Peak
9372.000	30.37	10.17	40.54	74.00	-33.46	H	peak
10716.000	30.23	14.20	44.43	74.00	-29.57	H	peak
11136.000	31.98	15.02	47.00	74.00	-27.00	H	peak

Remark:

1. *Measuring frequencies from 1 GHz to the 10th harmonic of highest fundamental frequency.*
2. *Radiated emissions measured in frequency above 1000MHz were made with an instrument using peak/average detector mode.*
3. *Average test would be performed if the peak result were greater than the average limit.*
4. *Data of measurement within this frequency range shown "---" in the table above means the reading of emissions are attenuated more than 20dB below the permissible limits or the field strength is too small to be measured.*
5. *Measurements above show only up to 6 maximum emissions noted, or would be lesser, with " N/A " remark, if no specific emissions from the EUT are recorded (ie: margin>20dB from the applicable limit) and considered that's already beyond the background noise floor.*
6. *Margin (dB) = Remark result (dBuV/m) – Average limit (dBuV/m).*

This report shall not be reproduced except in full, without the written approval of Compliance Certification Services (Shenzhen) Inc.

Test Mode: TX / IEEE 802.11n HT 40 MHz / 5190MHz /(CH Low) **Tested by:** Saber Huang

Ambient temperature: 24°C **Relative humidity:** 52% RH **Date:** June 5, 2018

Frequency (MHz)	Reading (dBuV)	Correction Factor (dB/m)	Result (dBuV/m)	Limit (dBuV/m)	Margin (dB)	Antenna Pole (V/H)	Remark
6492.000	32.94	6.88	39.82	74.00	-34.18	V	peak
7464.000	32.01	8.60	40.61	74.00	-33.39	V	peak
7968.000	32.10	9.59	41.69	74.00	-32.31	V	peak
9420.000	31.29	10.31	41.60	74.00	-32.40	V	peak
10056.000	31.06	12.15	43.21	74.00	-30.79	V	peak
11172.000	31.60	15.00	46.60	74.00	-27.40	V	peak
7092.000	32.01	7.88	39.89	74.00	-34.11	H	Peak
7740.000	31.93	9.14	41.07	74.00	-32.93	H	Peak
8088.000	32.62	9.60	42.22	74.00	-31.78	H	Peak
8448.000	31.75	9.40	41.15	74.00	-32.85	H	peak
9456.000	31.33	10.41	41.74	74.00	-32.26	H	peak
10512.000	30.63	13.57	44.20	74.00	-29.80	H	peak

Remark:

1. *Measuring frequencies from 1 GHz to the 10th harmonic of highest fundamental frequency.*
2. *Radiated emissions measured in frequency above 1000MHz were made with an instrument using peak/average detector mode.*
3. *Average test would be performed if the peak result were greater than the average limit.*
4. *Data of measurement within this frequency range shown "---" in the table above means the reading of emissions are attenuated more than 20dB below the permissible limits or the field strength is too small to be measured.*
5. *Measurements above show only up to 6 maximum emissions noted, or would be lesser, with " N/A " remark, if no specific emissions from the EUT are recorded (ie: margin>20dB from the applicable limit) and considered that's already beyond the background noise floor.*
6. *Margin (dB) = Remark result (dBuV/m) – Average limit (dBuV/m).*

This report shall not be reproduced except in full, without the written approval of Compliance Certification Services (Shenzhen) Inc.

Test Mode: TX / IEEE 802.11n HT 40 MHz / 5230MHz /(CH High) **Tested by:** Saber Huang

Ambient temperature: 24°C **Relative humidity:** 52% RH **Date:** June 5, 2018

Frequency (MHz)	Reading (dBuV)	Correction Factor (dB/m)	Result (dBuV/m)	Limit (dBuV/m)	Margin (dB)	Antenna Pole (V/H)	Remark
7164.000	31.73	8.02	39.75	74.00	-34.25	V	peak
7944.000	31.40	9.54	40.94	74.00	-33.06	V	peak
8400.000	30.94	9.43	40.37	74.00	-33.63	V	peak
9300.000	30.70	9.96	40.66	74.00	-33.34	V	peak
10620.000	29.69	13.90	43.59	74.00	-30.41	V	peak
10872.000	29.60	14.68	44.28	74.00	-29.72	V	peak
6492.000	32.05	6.88	38.93	74.00	-35.07	H	Peak
7428.000	31.41	8.53	39.94	74.00	-34.06	H	Peak
8424.000	30.58	9.42	40.00	74.00	-34.00	H	Peak
9648.000	30.89	10.97	41.86	74.00	-32.14	H	peak
11052.000	29.49	15.06	44.55	74.00	-29.45	H	peak
11136.000	31.20	15.02	46.22	74.00	-27.78	H	peak

Remark:

1. *Measuring frequencies from 1 GHz to the 10th harmonic of highest fundamental frequency.*
2. *Radiated emissions measured in frequency above 1000MHz were made with an instrument using peak/average detector mode.*
3. *Average test would be performed if the peak result were greater than the average limit.*
4. *Data of measurement within this frequency range shown "---" in the table above means the reading of emissions are attenuated more than 20dB below the permissible limits or the field strength is too small to be measured.*
5. *Measurements above show only up to 6 maximum emissions noted, or would be lesser, with " N/A " remark, if no specific emissions from the EUT are recorded (ie: margin>20dB from the applicable limit) and considered that's already beyond the background noise floor.*
6. *Margin (dB) = Remark result (dBuV/m) – Average limit (dBuV/m).*

This report shall not be reproduced except in full, without the written approval of Compliance Certification Services (Shenzhen) Inc.

Test Mode: TX / IEEE 802.11n HT 40 MHz / 5270MHz /(CH Low) **Tested by:** Saber Huang

Ambient temperature: 24°C **Relative humidity:** 52% RH **Date:** June 5, 2018

Frequency (MHz)	Reading (dBuV)	Correction Factor (dB/m)	Result (dBuV/m)	Limit (dBuV/m)	Margin (dB)	Antenna Pole (V/H)	Remark
7188.000	31.53	8.07	39.60	74.00	-34.40	V	peak
8196.000	31.74	9.54	41.28	74.00	-32.72	V	peak
9348.000	30.29	10.10	40.39	74.00	-33.61	V	peak
10152.000	29.85	12.45	42.30	74.00	-31.70	V	peak
10308.000	29.77	12.93	42.70	74.00	-31.30	V	peak
11136.000	31.26	15.02	46.28	74.00	-27.72	V	peak
7176.000	31.02	8.04	39.06	74.00	-34.94	H	Peak
7728.000	31.52	9.12	40.64	74.00	-33.36	H	Peak
8124.000	32.45	9.58	42.03	74.00	-31.97	H	Peak
9060.000	30.84	9.27	40.11	74.00	-33.89	H	peak
9912.000	30.62	11.73	42.35	74.00	-31.65	H	peak
10536.000	30.28	13.64	43.92	74.00	-30.08	H	peak

Remark:

1. *Measuring frequencies from 1 GHz to the 10th harmonic of highest fundamental frequency.*
2. *Radiated emissions measured in frequency above 1000MHz were made with an instrument using peak/average detector mode.*
3. *Average test would be performed if the peak result were greater than the average limit.*
4. *Data of measurement within this frequency range shown " --- " in the table above means the reading of emissions are attenuated more than 20dB below the permissible limits or the field strength is too small to be measured.*
5. *Measurements above show only up to 6 maximum emissions noted, or would be lesser, with " N/A " remark, if no specific emissions from the EUT are recorded (ie: margin>20dB from the applicable limit) and considered that's already beyond the background noise floor.*
6. *Margin (dB) = Remark result (dBuV/m) – Average limit (dBuV/m).*

This report shall not be reproduced except in full, without the written approval of Compliance Certification Services (Shenzhen) Inc.

Test Mode: TX / IEEE 802.11n HT 40 MHz / 5310MHz /(CH High) **Tested by:** Saber Huang

Ambient temperature: 24°C **Relative humidity:** 52% RH **Date:** June 5, 2018

Frequency (MHz)	Reading (dBuV)	Correction Factor (dB/m)	Result (dBuV/m)	Limit (dBuV/m)	Margin (dB)	Antenna Pole (V/H)	Remark
6552.000	31.32	6.97	38.29	74.00	-35.71	V	peak
7176.000	31.63	8.04	39.67	74.00	-34.33	V	peak
7956.000	31.41	9.56	40.97	74.00	-33.03	V	peak
8064.000	31.76	9.61	41.37	74.00	-32.63	V	peak
9768.000	30.17	11.31	41.48	74.00	-32.52	V	peak
10776.000	29.68	14.39	44.07	74.00	-29.93	V	peak
6996.000	31.33	7.69	39.02	74.00	-34.98	H	Peak
8004.000	31.22	9.65	40.87	74.00	-33.13	H	Peak
8976.000	30.74	9.11	39.85	74.00	-34.15	H	Peak
9804.000	30.26	11.42	41.68	74.00	-32.32	H	peak
10740.000	30.26	14.27	44.53	74.00	-29.47	H	peak
11520.000	30.43	14.85	45.28	74.00	-28.72	H	peak

Remark:

1. *Measuring frequencies from 1 GHz to the 10th harmonic of highest fundamental frequency.*
2. *Radiated emissions measured in frequency above 1000MHz were made with an instrument using peak/average detector mode.*
3. *Average test would be performed if the peak result were greater than the average limit.*
4. *Data of measurement within this frequency range shown " --- " in the table above means the reading of emissions are attenuated more than 20dB below the permissible limits or the field strength is too small to be measured.*
5. *Measurements above show only up to 6 maximum emissions noted, or would be lesser, with " N/A " remark, if no specific emissions from the EUT are recorded (ie: margin>20dB from the applicable limit) and considered that's already beyond the background noise floor.*
6. *Margin (dB) = Remark result (dBuV/m) – Average limit (dBuV/m).*

This report shall not be reproduced except in full, without the written approval of Compliance Certification Services (Shenzhen) Inc.

Test Mode: TX / IEEE 802.11n HT 40 MHz / 5510MHz /(CH Low) **Tested by:** Saber Huang

Ambient temperature: 24°C **Relative humidity:** 52% RH **Date:** June 5, 2018

Frequency (MHz)	Reading (dBuV)	Correction Factor (dB/m)	Result (dBuV/m)	Limit (dBuV/m)	Margin (dB)	Antenna Pole (V/H)	Remark
6936.000	31.78	7.60	39.38	74.00	-34.62	V	peak
7644.000	31.21	8.96	40.17	74.00	-33.83	V	peak
8412.000	30.96	9.42	40.38	74.00	-33.62	V	peak
9432.000	30.74	10.34	41.08	74.00	-32.92	V	peak
10248.000	30.03	12.75	42.78	74.00	-31.22	V	peak
10584.000	30.53	13.79	44.32	74.00	-29.68	V	peak
7356.000	31.80	8.39	40.19	74.00	-33.81	H	Peak
7848.000	31.22	9.35	40.57	74.00	-33.43	H	Peak
8160.000	31.40	9.56	40.96	74.00	-33.04	H	Peak
9528.000	29.73	10.62	40.35	74.00	-33.65	H	peak
10116.000	30.04	12.34	42.38	74.00	-31.62	H	peak
11136.000	30.99	15.02	46.01	74.00	-27.99	H	peak

Remark:

1. *Measuring frequencies from 1 GHz to the 10th harmonic of highest fundamental frequency.*
2. *Radiated emissions measured in frequency above 1000MHz were made with an instrument using peak/average detector mode.*
3. *Average test would be performed if the peak result were greater than the average limit.*
4. *Data of measurement within this frequency range shown " --- " in the table above means the reading of emissions are attenuated more than 20dB below the permissible limits or the field strength is too small to be measured.*
5. *Measurements above show only up to 6 maximum emissions noted, or would be lesser, with " N/A " remark, if no specific emissions from the EUT are recorded (ie: margin>20dB from the applicable limit) and considered that's already beyond the background noise floor.*
6. *Margin (dB) = Remark result (dBuV/m) – Average limit (dBuV/m).*

This report shall not be reproduced except in full, without the written approval of Compliance Certification Services (Shenzhen) Inc.

Test Mode: TX / IEEE 802.11n HT 40 MHz / 5550MHz /(CH Mid) **Tested by:** Saber Huang

Ambient temperature: 24°C **Relative humidity:** 52% RH **Date:** June 5, 2018

Frequency (MHz)	Reading (dBuV)	Correction Factor (dB/m)	Result (dBuV/m)	Limit (dBuV/m)	Margin (dB)	Antenna Pole (V/H)	Remark
7476.000	31.54	8.63	40.17	74.00	-33.83	V	peak
7932.000	31.40	9.52	40.92	74.00	-33.08	V	peak
8412.000	31.33	9.42	40.75	74.00	-33.25	V	peak
9384.000	30.80	10.21	41.01	74.00	-32.99	V	peak
10092.000	29.73	12.27	42.00	74.00	-32.00	V	peak
10368.000	30.32	13.12	43.44	74.00	-30.56	V	peak
7752.000	30.93	9.17	40.10	74.00	-33.90	H	Peak
8364.000	31.66	9.45	41.11	74.00	-32.89	H	Peak
9036.000	31.90	9.20	41.10	74.00	-32.90	H	Peak
9840.000	30.19	11.52	41.71	74.00	-32.29	H	peak
10452.000	29.66	13.38	43.04	74.00	-30.96	H	peak
11148.000	30.90	15.01	45.91	74.00	-28.09	H	peak

Remark:

1. *Measuring frequencies from 1 GHz to the 10th harmonic of highest fundamental frequency.*
2. *Radiated emissions measured in frequency above 1000MHz were made with an instrument using peak/average detector mode.*
3. *Average test would be performed if the peak result were greater than the average limit.*
4. *Data of measurement within this frequency range shown " --- " in the table above means the reading of emissions are attenuated more than 20dB below the permissible limits or the field strength is too small to be measured.*
5. *Measurements above show only up to 6 maximum emissions noted, or would be lesser, with " N/A " remark, if no specific emissions from the EUT are recorded (ie: margin>20dB from the applicable limit) and considered that's already beyond the background noise floor.*
6. *Margin (dB) = Remark result (dBuV/m) – Average limit (dBuV/m).*

This report shall not be reproduced except in full, without the written approval of Compliance Certification Services (Shenzhen) Inc.

Test Mode: TX / IEEE 802.11n HT 40 MHz / 5670MHz /(CH High) **Tested by:** Saber Huang

Ambient temperature: 24°C **Relative humidity:** 52% RH **Date:** June 5, 2018

Frequency (MHz)	Reading (dBuV)	Correction Factor (dB/m)	Result (dBuV/m)	Limit (dBuV/m)	Margin (dB)	Antenna Pole (V/H)	Remark
6804.000	31.71	7.38	39.09	74.00	-34.91	V	peak
7248.000	31.47	8.18	39.65	74.00	-34.35	V	peak
7956.000	31.39	9.56	40.95	74.00	-33.05	V	peak
8124.000	31.61	9.58	41.19	74.00	-32.81	V	peak
9396.000	31.42	10.24	41.66	74.00	-32.34	V	peak
10380.000	30.13	13.16	43.29	74.00	-30.71	V	peak
7092.000	31.49	7.88	39.37	74.00	-34.63	H	Peak
7560.000	31.43	8.79	40.22	74.00	-33.78	H	Peak
8316.000	31.48	9.48	40.96	74.00	-33.04	H	Peak
9348.000	30.68	10.10	40.78	74.00	-33.22	H	peak
9900.000	30.30	11.69	41.99	74.00	-32.01	H	peak
11148.000	30.69	15.01	45.70	74.00	-28.30	H	peak

Remark:

1. *Measuring frequencies from 1 GHz to the 10th harmonic of highest fundamental frequency.*
2. *Radiated emissions measured in frequency above 1000MHz were made with an instrument using peak/average detector mode.*
3. *Average test would be performed if the peak result were greater than the average limit.*
4. *Data of measurement within this frequency range shown " --- " in the table above means the reading of emissions are attenuated more than 20dB below the permissible limits or the field strength is too small to be measured.*
5. *Measurements above show only up to 6 maximum emissions noted, or would be lesser, with " N/A " remark, if no specific emissions from the EUT are recorded (ie: margin>20dB from the applicable limit) and considered that's already beyond the background noise floor.*
6. *Margin (dB) = Remark result (dBuV/m) – Average limit (dBuV/m).*

This report shall not be reproduced except in full, without the written approval of Compliance Certification Services (Shenzhen) Inc.

Test Mode: TX / IEEE 802.11n HT 40 MHz / 5755MHz /(CH Low) **Tested by:** Saber Huang

Ambient temperature: 24°C **Relative humidity:** 52% RH **Date:** June 5, 2018

Frequency (MHz)	Reading (dBuV)	Correction Factor (dB/m)	Result (dBuV/m)	Limit (dBuV/m)	Margin (dB)	Antenna Pole (V/H)	Remark
6828.000	31.29	7.42	38.71	74.00	-35.29	V	peak
7200.000	31.68	8.09	39.77	74.00	-34.23	V	peak
7632.000	31.82	8.93	40.75	74.00	-33.25	V	peak
8436.000	31.21	9.41	40.62	74.00	-33.38	V	peak
9384.000	31.08	10.21	41.29	74.00	-32.71	V	peak
10920.000	29.35	14.83	44.18	74.00	-29.82	V	peak
7644.000	32.05	8.96	41.01	74.00	-32.99	H	Peak
8340.000	31.34	9.46	40.80	74.00	-33.20	H	Peak
9024.000	31.45	9.17	40.62	74.00	-33.38	H	Peak
9828.000	30.51	11.48	41.99	74.00	-32.01	H	peak
10680.000	30.58	14.09	44.67	74.00	-29.33	H	peak
11832.000	30.37	14.71	45.08	74.00	-28.92	H	peak

Remark:

1. *Measuring frequencies from 1 GHz to the 10th harmonic of highest fundamental frequency.*
2. *Radiated emissions measured in frequency above 1000MHz were made with an instrument using peak/average detector mode.*
3. *Average test would be performed if the peak result were greater than the average limit.*
4. *Data of measurement within this frequency range shown " --- " in the table above means the reading of emissions are attenuated more than 20dB below the permissible limits or the field strength is too small to be measured.*
5. *Measurements above show only up to 6 maximum emissions noted, or would be lesser, with " N/A " remark, if no specific emissions from the EUT are recorded (ie: margin>20dB from the applicable limit) and considered that's already beyond the background noise floor.*
6. *Margin (dB) = Remark result (dBuV/m) – Average limit (dBuV/m).*

This report shall not be reproduced except in full, without the written approval of Compliance Certification Services (Shenzhen) Inc.

Test Mode: TX / IEEE 802.11n HT 40 MHz / 5795MHz /(CH High) **Tested by:** Saber Huang

Ambient temperature: 24°C **Relative humidity:** 52% RH **Date:** June 5, 2018

Frequency (MHz)	Reading (dBuV)	Correction Factor (dB/m)	Result (dBuV/m)	Limit (dBuV/m)	Margin (dB)	Antenna Pole (V/H)	Remark
6828.000	32.03	7.42	39.45	74.00	-34.55	V	peak
8100.000	31.82	9.60	41.42	74.00	-32.58	V	peak
8412.000	31.47	9.42	40.89	74.00	-33.11	V	peak
9360.000	30.51	10.14	40.65	74.00	-33.35	V	peak
10596.000	30.04	13.83	43.87	74.00	-30.13	V	peak
11304.000	30.49	14.95	45.44	74.00	-28.56	V	peak
6660.000	31.60	7.15	38.75	74.00	-35.25	H	Peak
7524.000	31.55	8.72	40.27	74.00	-33.73	H	Peak
8400.000	31.45	9.43	40.88	74.00	-33.12	H	Peak
9168.000	31.13	9.58	40.71	74.00	-33.29	H	peak
10188.000	30.24	12.56	42.80	74.00	-31.20	H	peak
11496.000	30.51	14.86	45.37	74.00	-28.63	H	peak

Remark:

1. *Measuring frequencies from 1 GHz to the 10th harmonic of highest fundamental frequency.*
2. *Radiated emissions measured in frequency above 1000MHz were made with an instrument using peak/average detector mode.*
3. *Average test would be performed if the peak result were greater than the average limit.*
4. *Data of measurement within this frequency range shown " --- " in the table above means the reading of emissions are attenuated more than 20dB below the permissible limits or the field strength is too small to be measured.*
5. *Measurements above show only up to 6 maximum emissions noted, or would be lesser, with " N/A " remark, if no specific emissions from the EUT are recorded (ie: margin>20dB from the applicable limit) and considered that's already beyond the background noise floor.*
6. *Margin (dB) = Remark result (dBuV/m) – Average limit (dBuV/m).*

This report shall not be reproduced except in full, without the written approval of Compliance Certification Services (Shenzhen) Inc.

Test Mode: TX / IEEE 802. 11ac 80 / 5210MHz /(CH Low) **Tested by:** Saber Huang

Ambient temperature: 24°C **Relative humidity:** 52% RH **Date:** June 5, 2018

Frequency (MHz)	Reading (dBuV)	Correction Factor (dB/m)	Result (dBuV/m)	Limit (dBuV/m)	Margin (dB)	Antenna Pole (V/H)	Remark
6780.000	33.13	7.34	40.47	74.00	-33.53	V	peak
7452.000	31.38	8.58	39.96	74.00	-34.04	V	peak
8148.000	31.79	9.57	41.36	74.00	-32.64	V	peak
8364.000	32.13	9.45	41.58	74.00	-32.42	V	peak
9012.000	31.86	9.13	40.99	74.00	-33.01	V	peak
10224.000	30.45	12.67	43.12	74.00	-30.88	V	peak
7104.000	32.07	7.90	39.97	74.00	-34.03	H	Peak
7776.000	31.61	9.21	40.82	74.00	-33.18	H	Peak
8652.000	31.36	9.29	40.65	74.00	-33.35	H	Peak
9576.000	30.44	10.76	41.20	74.00	-32.80	H	peak
10428.000	30.19	13.31	43.50	74.00	-30.50	H	peak
10656.000	30.74	14.01	44.75	74.00	-29.25	H	peak

Remark:

1. *Measuring frequencies from 1 GHz to the 10th harmonic of highest fundamental frequency.*
2. *Radiated emissions measured in frequency above 1000MHz were made with an instrument using peak/average detector mode.*
3. *Average test would be performed if the peak result were greater than the average limit.*
4. *Data of measurement within this frequency range shown " --- " in the table above means the reading of emissions are attenuated more than 20dB below the permissible limits or the field strength is too small to be measured.*
5. *Measurements above show only up to 6 maximum emissions noted, or would be lesser, with " N/A " remark, if no specific emissions from the EUT are recorded (ie: margin>20dB from the applicable limit) and considered that's already beyond the background noise floor.*
6. *Margin (dB) = Remark result (dBuV/m) – Average limit (dBuV/m).*

This report shall not be reproduced except in full, without the written approval of Compliance Certification Services (Shenzhen) Inc.

Test Mode: TX / IEEE 802. 11ac 80 / 5290MHz /(CH High) **Tested by:** Saber Huang

Ambient temperature: 24°C **Relative humidity:** 52% RH **Date:** June 5, 2018

Frequency (MHz)	Reading (dBuV)	Correction Factor (dB/m)	Result (dBuV/m)	Limit (dBuV/m)	Margin (dB)	Antenna Pole (V/H)	Remark
7356.000	31.21	8.39	39.60	74.00	-34.40	V	peak
7824.000	32.13	9.31	41.44	74.00	-32.56	V	peak
9000.000	31.65	9.10	40.75	74.00	-33.25	V	peak
9936.000	30.38	11.80	42.18	74.00	-31.82	V	peak
11124.000	30.01	15.03	45.04	74.00	-28.96	V	peak
12096.000	29.86	14.96	44.82	74.00	-29.18	V	peak
7176.000	32.04	8.04	40.08	74.00	-33.92	H	Peak
8040.000	31.85	9.63	41.48	74.00	-32.52	H	Peak
9000.000	32.28	9.10	41.38	74.00	-32.62	H	Peak
9468.000	30.51	10.45	40.96	74.00	-33.04	H	peak
10056.000	30.42	12.15	42.57	74.00	-31.43	H	peak
10824.000	30.00	14.53	44.53	74.00	-29.47	H	peak

Remark:

1. *Measuring frequencies from 1 GHz to the 10th harmonic of highest fundamental frequency.*
2. *Radiated emissions measured in frequency above 1000MHz were made with an instrument using peak/average detector mode.*
3. *Average test would be performed if the peak result were greater than the average limit.*
4. *Data of measurement within this frequency range shown " --- " in the table above means the reading of emissions are attenuated more than 20dB below the permissible limits or the field strength is too small to be measured.*
5. *Measurements above show only up to 6 maximum emissions noted, or would be lesser, with " N/A " remark, if no specific emissions from the EUT are recorded (ie: margin>20dB from the applicable limit) and considered that's already beyond the background noise floor.*
6. *Margin (dB) = Remark result (dBuV/m) – Average limit (dBuV/m).*

This report shall not be reproduced except in full, without the written approval of Compliance Certification Services (Shenzhen) Inc.

Test Mode: TX / IEEE 802. 11ac 80 / 5530MHz **Tested by:** Saber Huang

Ambient temperature: 24°C **Relative humidity:** 52% RH **Date:** June 5, 2018

Frequency (MHz)	Reading (dBuV)	Correction Factor (dB/m)	Result (dBuV/m)	Limit (dBuV/m)	Margin (dB)	Antenna Pole (V/H)	Remark
7176.000	31.96	8.04	40.00	74.00	-34.00	V	peak
7704.000	31.48	9.07	40.55	74.00	-33.45	V	peak
8376.000	31.38	9.44	40.82	74.00	-33.18	V	peak
8868.000	30.88	9.17	40.05	74.00	-33.95	V	peak
9672.000	29.98	11.04	41.02	74.00	-32.98	V	peak
10320.000	29.40	12.97	42.37	74.00	-31.63	V	peak
7092.000	31.64	7.88	39.52	74.00	-34.48	H	Peak
7644.000	31.66	8.96	40.62	74.00	-33.38	H	Peak
8196.000	31.25	9.54	40.79	74.00	-33.21	H	Peak
9420.000	30.22	10.31	40.53	74.00	-33.47	H	peak
10596.000	29.73	13.83	43.56	74.00	-30.44	H	peak
11304.000	30.57	14.95	45.52	74.00	-28.48	H	peak

Remark:

1. *Measuring frequencies from 1 GHz to the 10th harmonic of highest fundamental frequency.*
2. *Radiated emissions measured in frequency above 1000MHz were made with an instrument using peak/average detector mode.*
3. *Average test would be performed if the peak result were greater than the average limit.*
4. *Data of measurement within this frequency range shown " --- " in the table above means the reading of emissions are attenuated more than 20dB below the permissible limits or the field strength is too small to be measured.*
5. *Measurements above show only up to 6 maximum emissions noted, or would be lesser, with " N/A " remark, if no specific emissions from the EUT are recorded (ie: margin>20dB from the applicable limit) and considered that's already beyond the background noise floor.*
6. *Margin (dB) = Remark result (dBuV/m) – Average limit (dBuV/m).*

This report shall not be reproduced except in full, without the written approval of Compliance Certification Services (Shenzhen) Inc.

Test Mode: TX / IEEE 802.11ac 80 / 5775MHz **Tested by:** Saber Huang

Ambient temperature: 24°C **Relative humidity:** 52% RH **Date:** June 5, 2018

Frequency (MHz)	Reading (dBuV)	Correction Factor (dB/m)	Result (dBuV/m)	Limit (dBuV/m)	Margin (dB)	Antenna Pole (V/H)	Remark
7140.000	31.60	7.97	39.57	74.00	-34.43	V	peak
7716.000	31.45	9.10	40.55	74.00	-33.45	V	peak
8424.000	31.22	9.42	40.64	74.00	-33.36	V	peak
9384.000	30.56	10.21	40.77	74.00	-33.23	V	peak
10332.000	29.74	13.01	42.75	74.00	-31.25	V	peak
10632.000	29.94	13.94	43.88	74.00	-30.12	V	peak
6828.000	31.49	7.42	38.91	74.00	-35.09	H	Peak
7404.000	30.60	8.49	39.09	74.00	-34.91	H	Peak
8124.000	31.49	9.58	41.07	74.00	-32.93	H	Peak
9084.000	30.66	9.34	40.00	74.00	-34.00	H	peak
10104.000	30.34	12.30	42.64	74.00	-31.36	H	peak
10308.000	29.83	12.93	42.76	74.00	-31.24	H	peak

Remark:

1. *Measuring frequencies from 1 GHz to the 10th harmonic of highest fundamental frequency.*
2. *Radiated emissions measured in frequency above 1000MHz were made with an instrument using peak/average detector mode.*
3. *Average test would be performed if the peak result were greater than the average limit.*
4. *Data of measurement within this frequency range shown " --- " in the table above means the reading of emissions are attenuated more than 20dB below the permissible limits or the field strength is too small to be measured.*
5. *Measurements above show only up to 6 maximum emissions noted, or would be lesser, with " N/A " remark, if no specific emissions from the EUT are recorded (ie: margin>20dB from the applicable limit) and considered that's already beyond the background noise floor.*
6. *Margin (dB) = Remark result (dBuV/m) – Average limit (dBuV/m).*

This report shall not be reproduced except in full, without the written approval of Compliance Certification Services (Shenzhen) Inc.

6.8 CONDUCTED UNDESIRABLE EMISSION

6.8.1 LIMIT

According to 15.407(b),

(1) For transmitters operating in the 5.15-5.25 GHz band: all emissions outside of the 5.15-5.35 GHz band shall not exceed an EIRP of -27 dBm/MHz.

(2) All emissions shall be limited to a level of −27 dBm/MHz at 75 MHz or more above or below the band edge increasing linearly to 10 dBm/MHz at 25 MHz above or below the band edge, and from 25 MHz above or below the band edge increasing linearly to a level of 15.6 dBm/MHz at 5 MHz above or below the band edge, and from 5 MHz above or below the band edge increasing linearly to a level of 27 dBm/MHz at the band edge.

(3) The provisions of §15.205 apply to intentional radiators operating under this section.

6.8.2 TEST CONFIGURATION

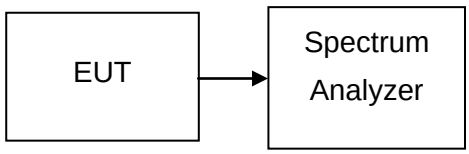

6.8.3 TEST PROCEDURE

Conducted RF measurements of the transmitter output were made to confirm that the EUT antenna port conducted emissions meet the specified limit and to identify any spurious signals that require further investigation or measurements on the radiated emissions site.

The transmitter output is connected to the spectrum analyzer. The resolution bandwidth is set to 1MHz. The video bandwidth is set to 3MHz. Peak detection measurements are compared to the average EIRP limit, adjusted for the maximum antenna gain. If necessary, additional average detection measurements are made.

Measurements are made over the 30 MHz to 40 GHz range with the transmitter set to the lowest, middle, and highest channels.

This report shall not be reproduced except in full, without the written approval of Compliance Certification Services (Shenzhen) Inc.

6.8.4 TEST RESULTS

No non-compliance noted

Test Plot

IEEE 802.11a mode / 5500 ~ 5700MHz

CH Low

Detector mode: Peak **Polarity: Vertical**

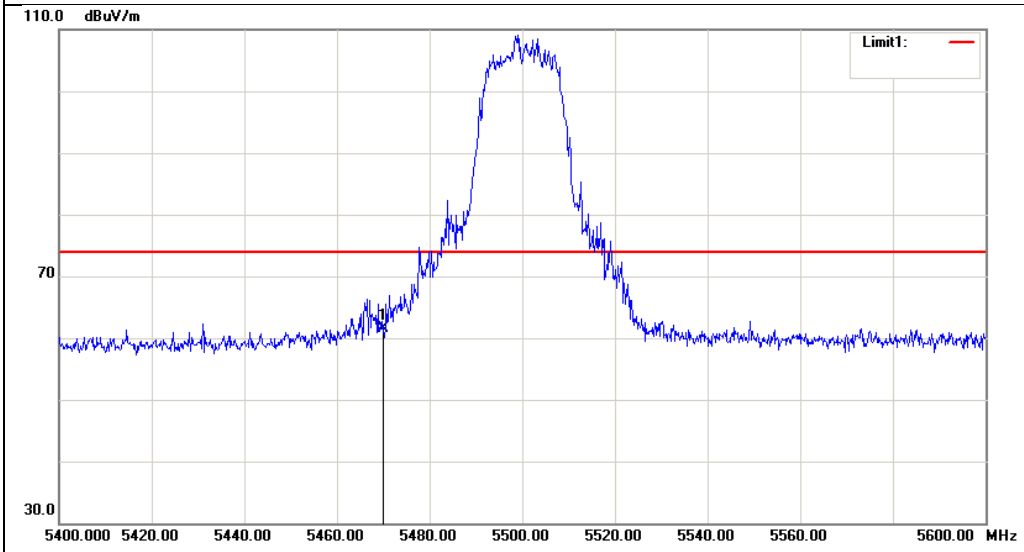

Detector mode: Peak **Polarity: Horizontal**

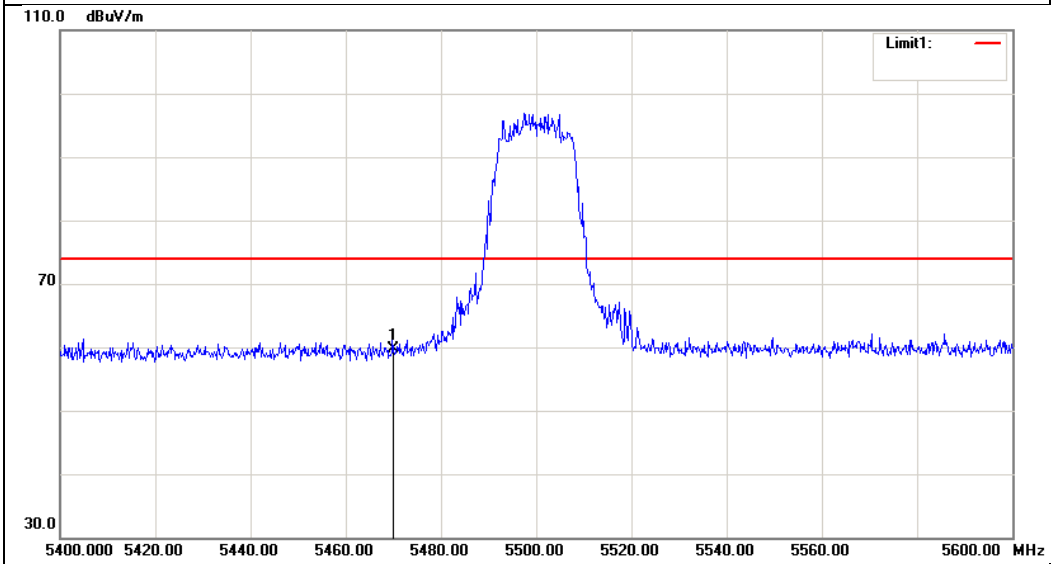

No.	Frequency (MHz)	Reading (dBuV)	Factor (dB/m)	Result (dBuV/m)	Limit (dBuV/m)	Margin (dB)	Remark	Antenna Polar
1	5470.000	55.75	5.82	61.57	74.00	-12.43	Peak	Vertical
2	5470.000	53.82	5.82	59.64	74.00	-14.36	Peak	Horizontal

This report shall not be reproduced except in full, without the written approval of Compliance Certification Services (Shenzhen) Inc.

IEEE 802.11a mode / 5500 ~ 5700MHz

CH High

Detector mode: Peak **Polarity: Vertical**

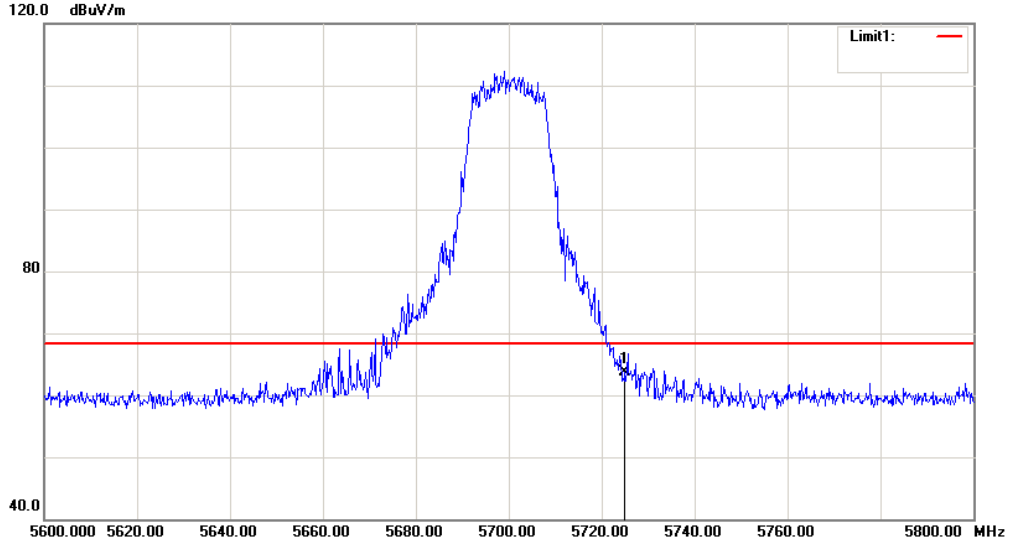

Detector mode: Peak **Polarity: Horizontal**

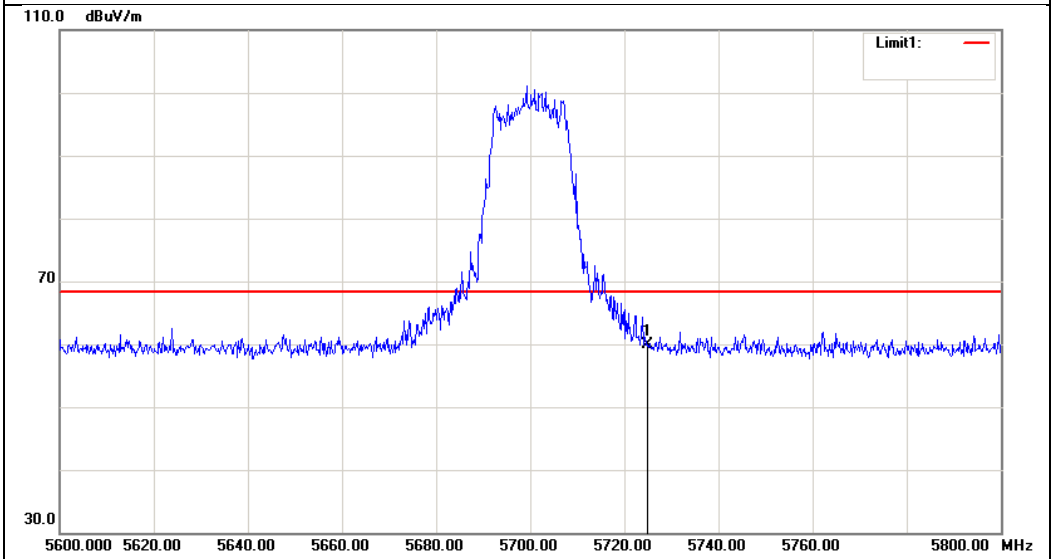

No.	Frequency (MHz)	Reading (dBuV)	Factor (dB/m)	Result (dBuV/m)	Limit (dBuV/m)	Margin (dB)	Remark	Antenna Polar
1	5725.000	57.75	5.96	63.71	68.20	-4.49	Peak	Vertical
2	5725.000	53.88	5.96	59.84	68.20	-8.36	Peak	Horizontal

This report shall not be reproduced except in full, without the written approval of Compliance Certification Services (Shenzhen) Inc.

IEEE 802.11a mode / 5745 ~ 5825MHz

CH Low

Detector mode: Peak **Polarity: Vertical**

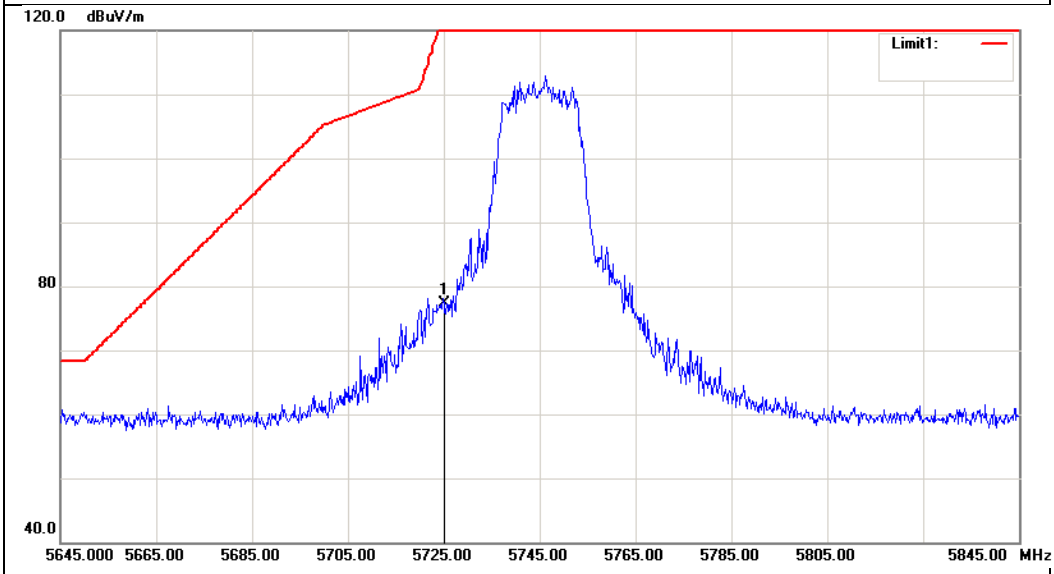

Detector mode: Peak **Polarity: Horizontal**

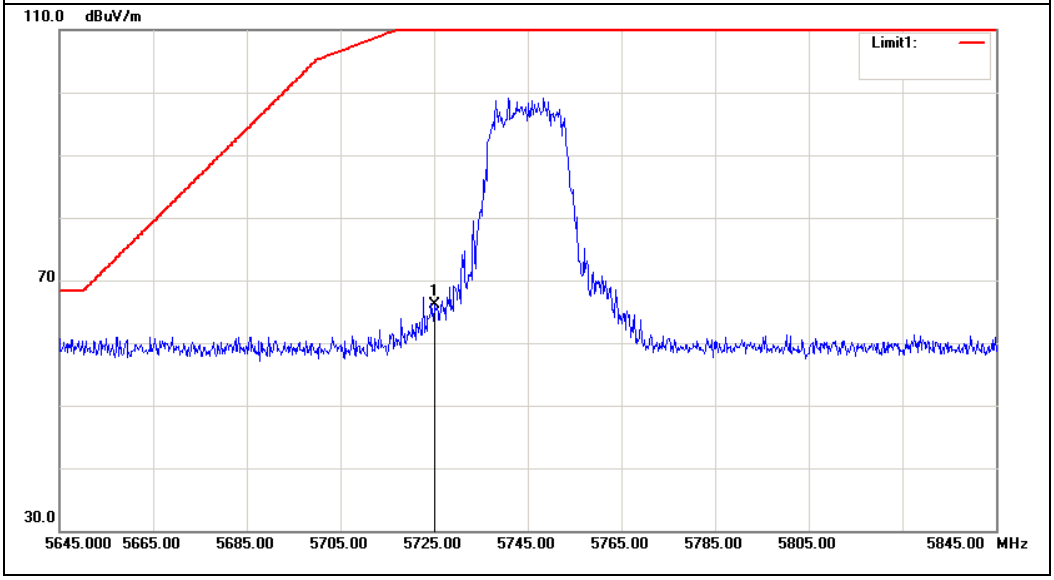

No.	Frequency (MHz)	Reading (dBuV)	Factor (dB/m)	Result (dBuV/m)	Limit (dBuV/m)	Margin (dB)	Remark	Antenna Polar
1	5725.000	71.41	5.96	77.37	122.20	-44.83	Peak	Vertical
2	5725.000	60.08	5.96	66.04	122.20	-56.16	Peak	Horizontal

This report shall not be reproduced except in full, without the written approval of Compliance Certification Services (Shenzhen) Inc.

IEEE 802.11a mode / 5745 ~ 5825MHz

CH High

Detector mode: Peak **Polarity: Vertical**

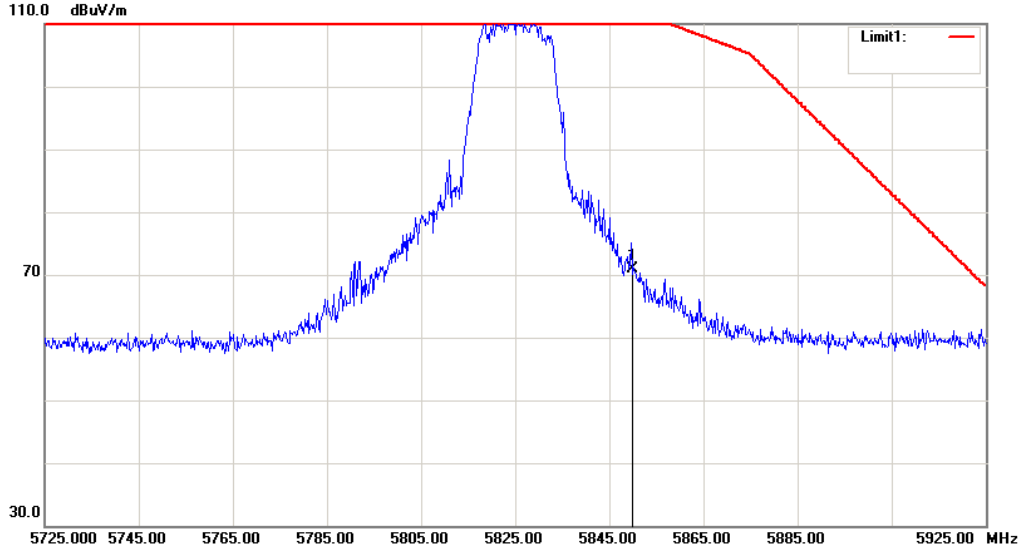

Detector mode: Peak **Polarity: Horizontal**

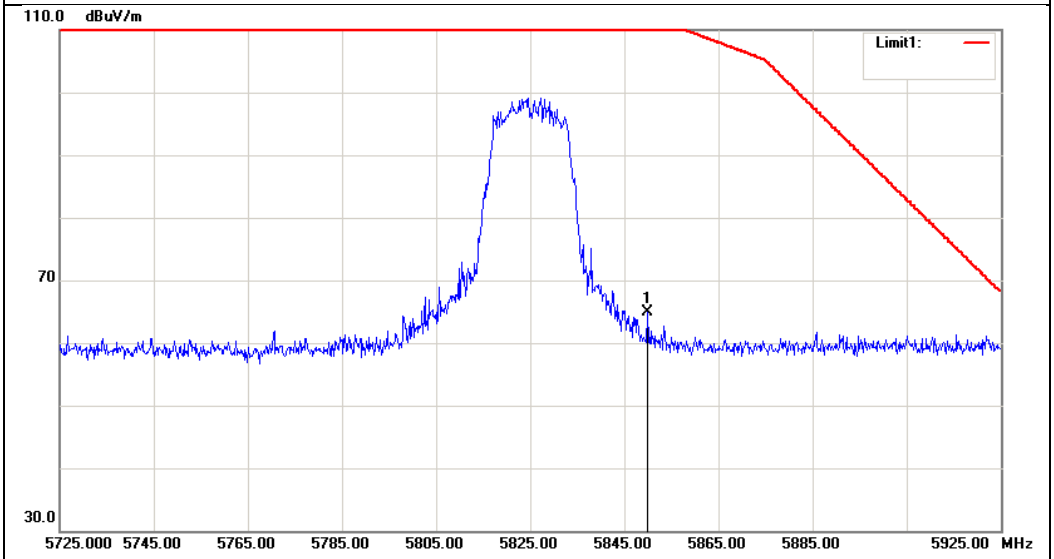

No.	Frequency (MHz)	Reading (dBuV)	Factor (dB/m)	Result (dBuV/m)	Limit (dBuV/m)	Margin (dB)	Remark	Antenna Polar
1	5850.000	64.91	6.02	70.93	122.20	-51.27	Peak	Vertical
2	5850.000	58.88	6.02	64.90	122.20	-57.30	Peak	Horizontal

This report shall not be reproduced except in full, without the written approval of Compliance Certification Services (Shenzhen) Inc.

IEEE 802.11n HT 20 MHz mode / 5500 ~ 5700MHz

CH Low

Detector mode: Peak **Polarity: Vertical**

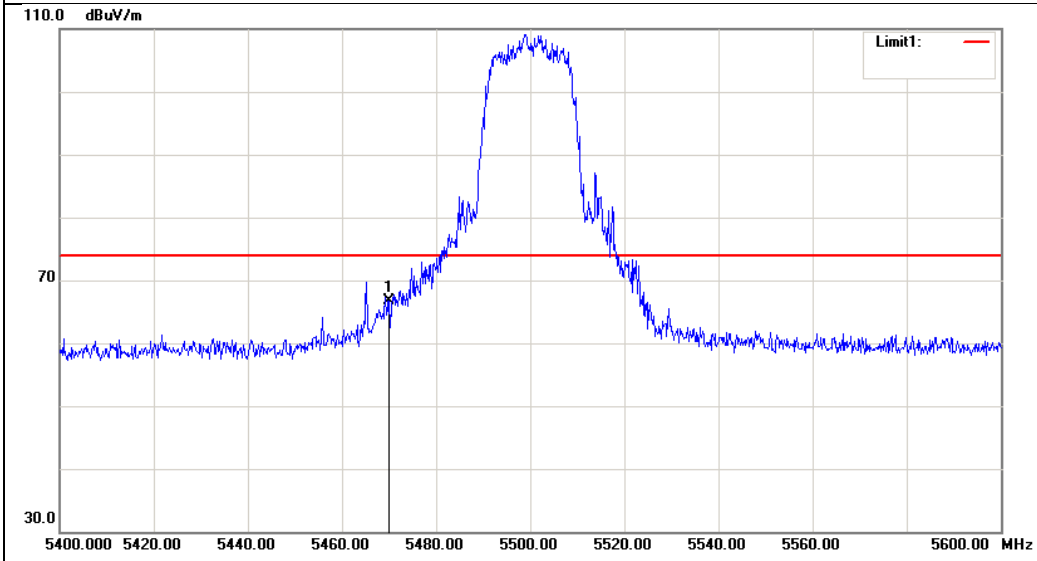

Detector mode: Peak **Polarity: Horizontal**

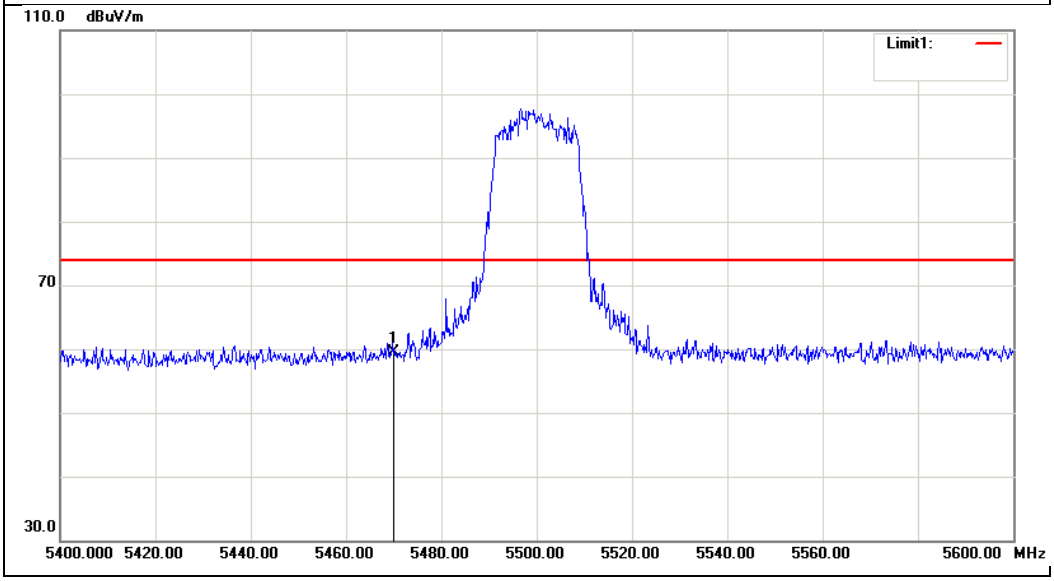

No.	Frequency (MHz)	Reading (dBuV)	Factor (dB/m)	Result (dBuV/m)	Limit (dBuV/m)	Margin (dB)	Remark	Antenna Polar
1	5470.000	60.93	5.82	66.75	74.00	-7.25	Peak	Vertical
2	5470.000	53.75	5.82	59.57	74.00	-14.43	Peak	Horizontal

This report shall not be reproduced except in full, without the written approval of Compliance Certification Services (Shenzhen) Inc.

IEEE 802.11n HT 20 MHz mode / 5500 ~ 5700MHz

CH High

Detector mode: Peak **Polarity: Vertical**

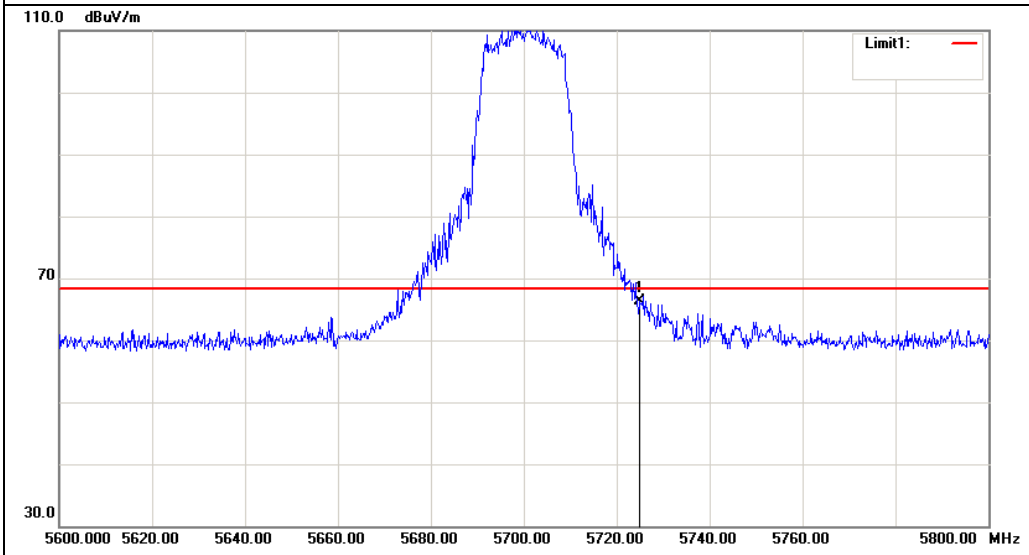

Detector mode: Peak **Polarity: Horizontal**

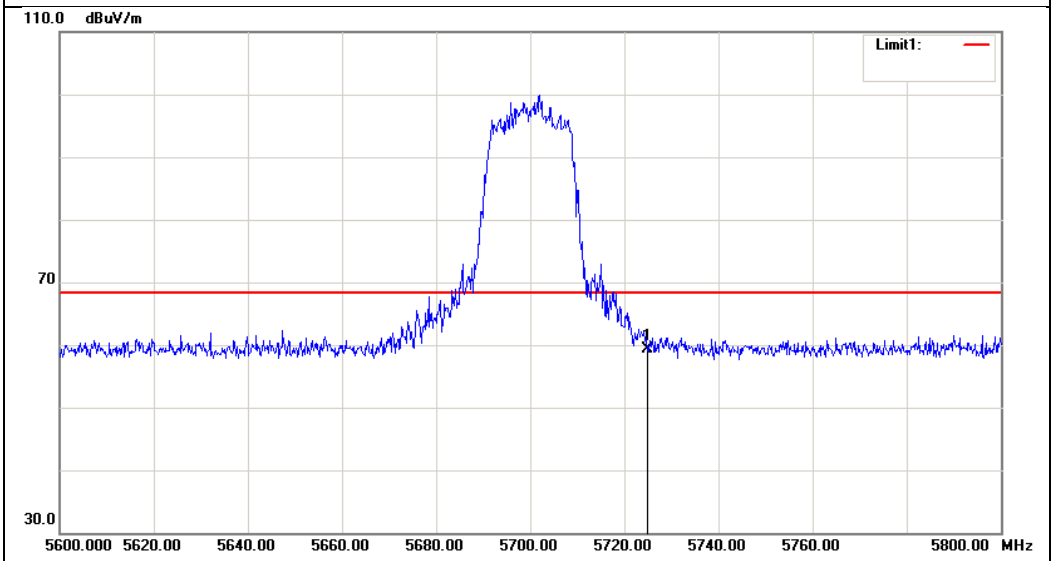

No.	Frequency (MHz)	Reading (dBuV)	Factor (dB/m)	Result (dBuV/m)	Limit (dBuV/m)	Margin (dB)	Remark	Antenna Polar
1	5725.000	60.33	5.96	66.29	68.20	-1.91	Peak	Vertical
2	5725.000	53.30	5.96	59.26	68.20	-8.94	Peak	Horizontal

This report shall not be reproduced except in full, without the written approval of Compliance Certification Services (Shenzhen) Inc.

IEEE 802.11n HT 20 MHz mode / 5745 ~ 5825MHz

CH Low

Detector mode: Peak **Polarity: Vertical**

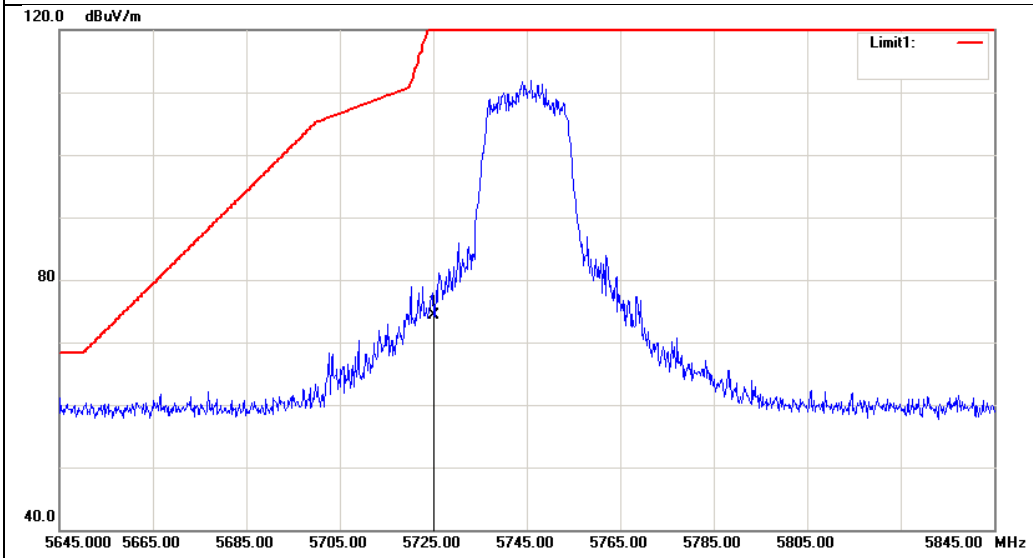

Detector mode: Peak **Polarity: Horizontal**

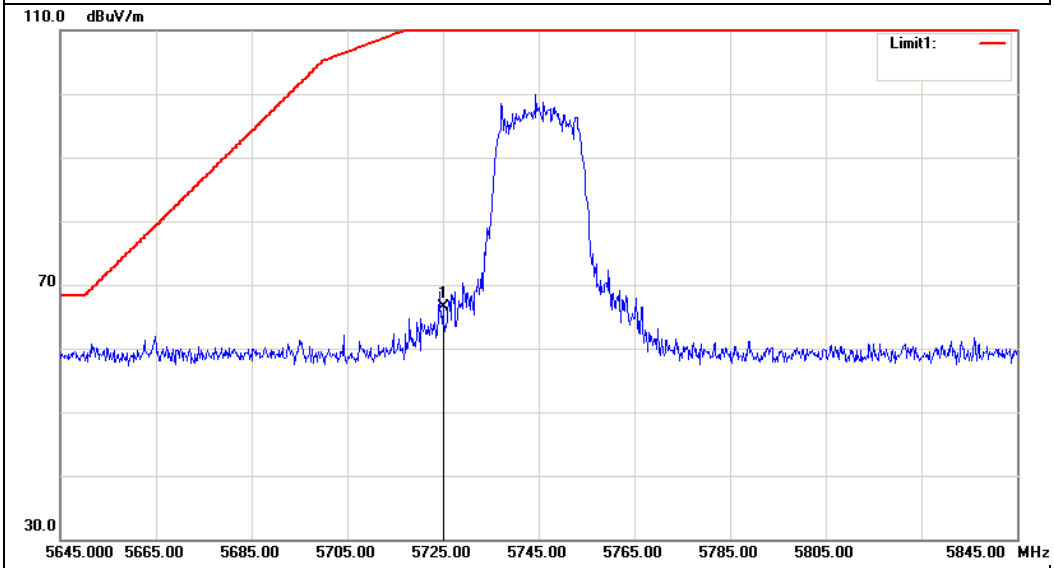

No.	Frequency (MHz)	Reading (dBuV)	Factor (dB/m)	Result (dBuV/m)	Limit (dBuV/m)	Margin (dB)	Remark	Antenna Polar
1	5725.000	68.31	5.96	74.27	122.20	-47.93	Peak	Vertical
2	5725.000	60.52	5.96	66.48	122.20	-55.72	Peak	Horizontal

This report shall not be reproduced except in full, without the written approval of Compliance Certification Services (Shenzhen) Inc.

IEEE 802.11n HT 20 MHz mode / 5745 ~ 5825MHz

CH High

Detector mode: Peak **Polarity: Vertical**

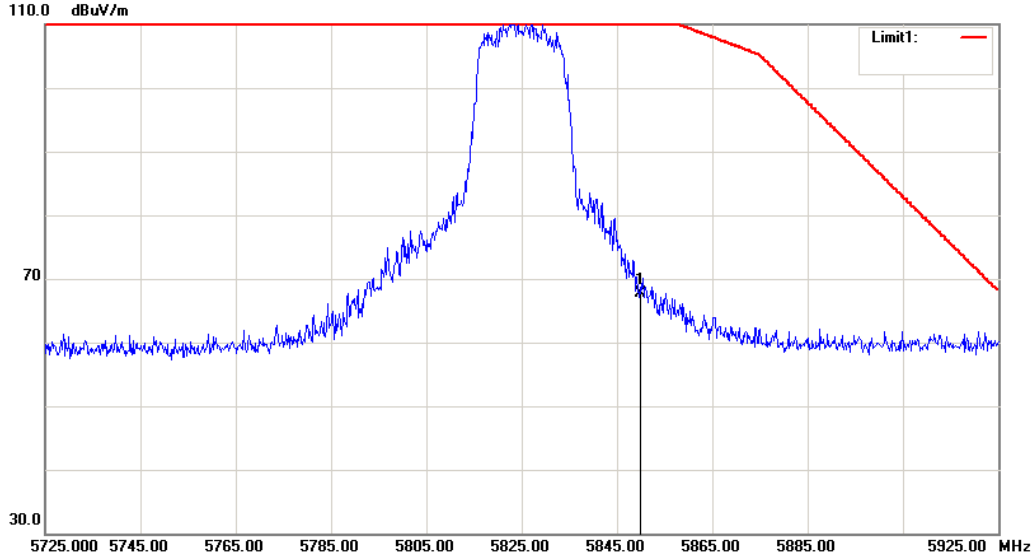

Detector mode: Peak **Polarity: Horizontal**

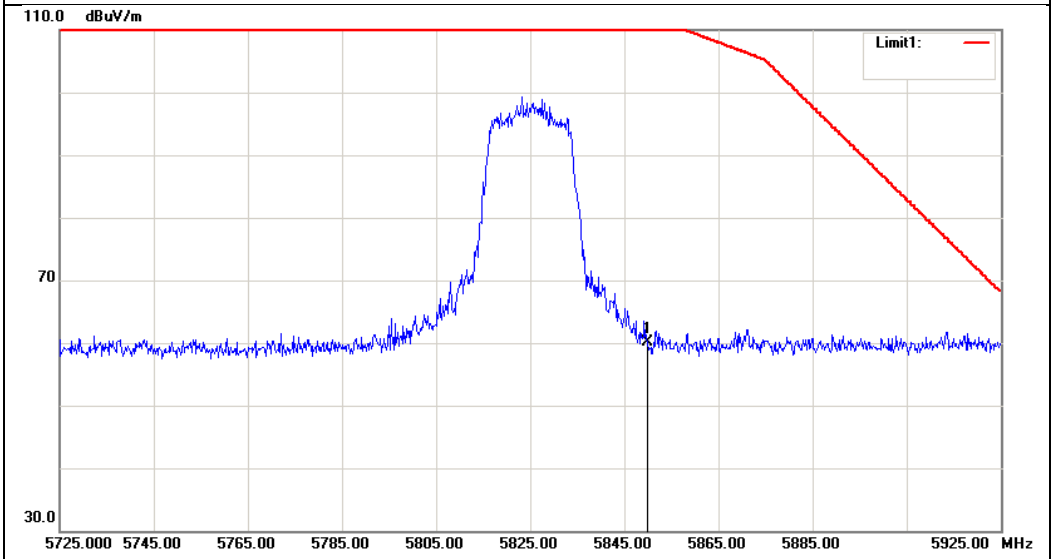

No.	Frequency (MHz)	Reading (dBuV)	Factor (dB/m)	Result (dBuV/m)	Limit (dBuV/m)	Margin (dB)	Remark	Antenna Polar
1	5850.000	61.63	6.02	67.65	122.20	-54.55	Peak	Vertical
2	5850.000	54.01	6.02	60.03	122.20	-62.17	Peak	Horizontal

This report shall not be reproduced except in full, without the written approval of Compliance Certification Services (Shenzhen) Inc.

IEEE 802.11n HT 40 MHz mode / 5510 ~ 5670MHz

CH Low

Detector mode: Peak **Polarity: Vertical**

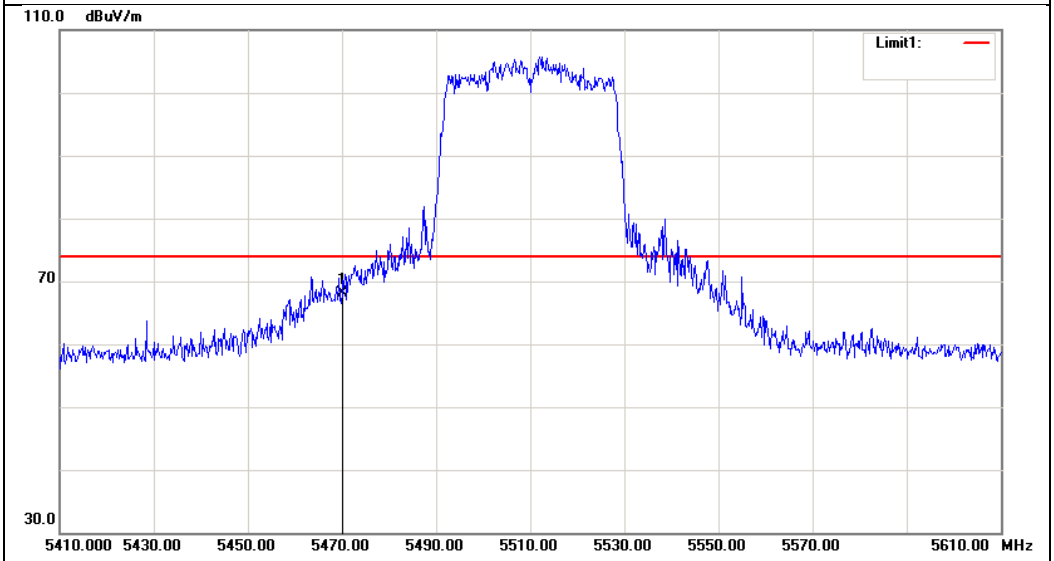

Detector mode: Peak **Polarity: Horizontal**

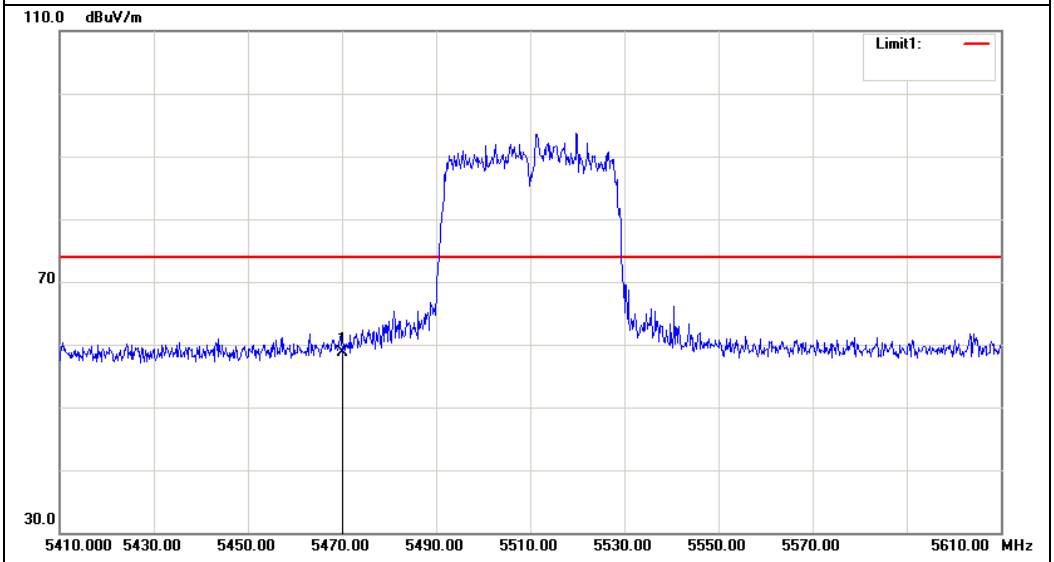

No.	Frequency (MHz)	Reading (dBuV)	Factor (dB/m)	Result (dBuV/m)	Limit (dBuV/m)	Margin (dB)	Remark	Antenna Polar
1	5470.000	62.29	5.82	68.11	74.00	-5.89	Peak	Vertical
2	5470.000	52.93	5.82	58.75	74.00	-15.25	Peak	Horizontal

This report shall not be reproduced except in full, without the written approval of Compliance Certification Services (Shenzhen) Inc.

IEEE 802.11n HT 40 MHz mode / 5510 ~ 5670MHz

CH High

Detector mode: Peak **Polarity: Vertical**

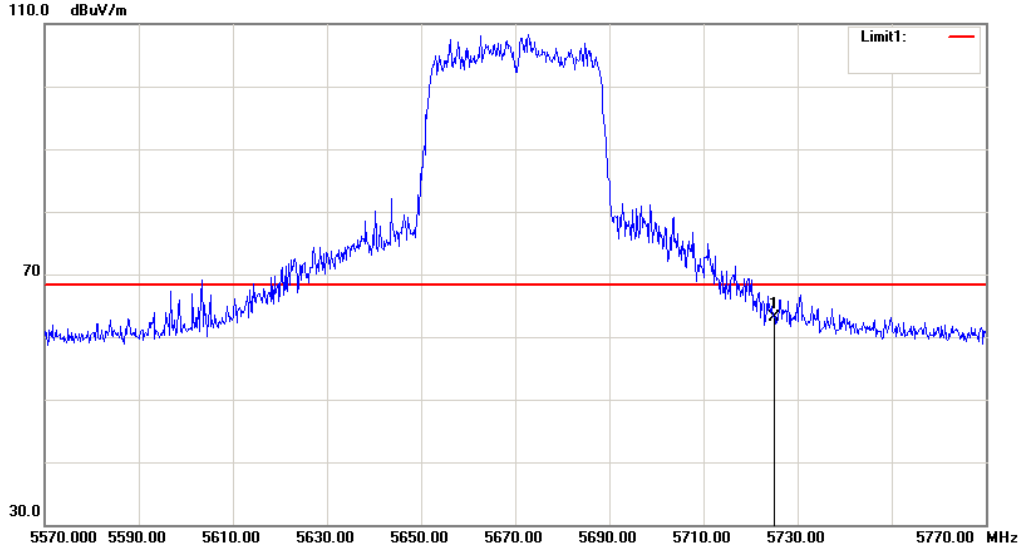

Detector mode: Peak **Polarity: Horizontal**

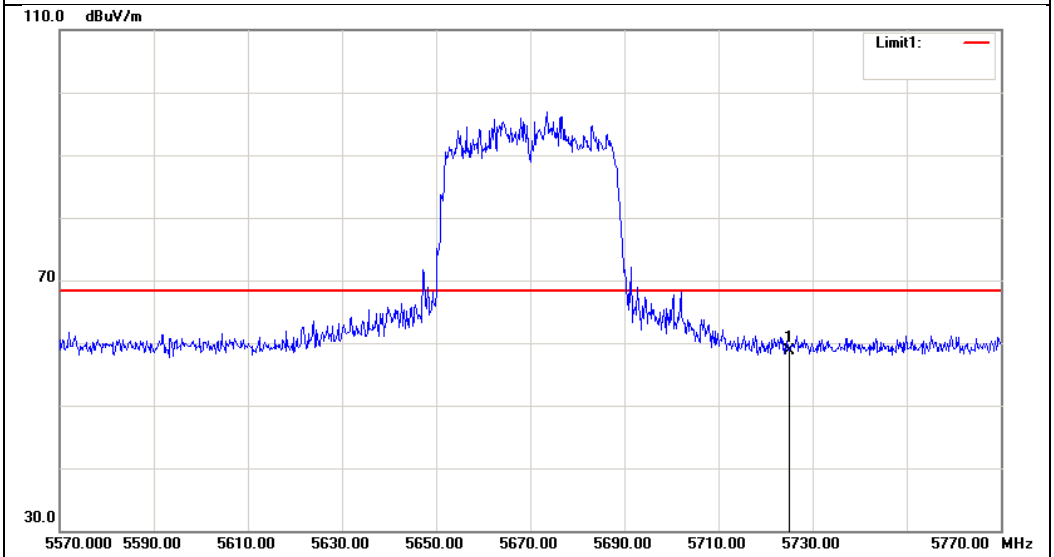

No.	Frequency (MHz)	Reading (dBuV)	Factor (dB/m)	Result (dBuV/m)	Limit (dBuV/m)	Margin (dB)	Remark	Antenna Polar
1	5725.000	57.19	5.96	63.15	68.20	-5.05	Peak	Vertical
2	5725.000	52.72	5.96	58.68	68.20	-9.52	Peak	Horizontal

This report shall not be reproduced except in full, without the written approval of Compliance Certification Services (Shenzhen) Inc.

IEEE 802.11n HT 40 MHz mode / 5755 ~ 5795MHz

CH Low

Detector mode: Peak **Polarity: Vertical**

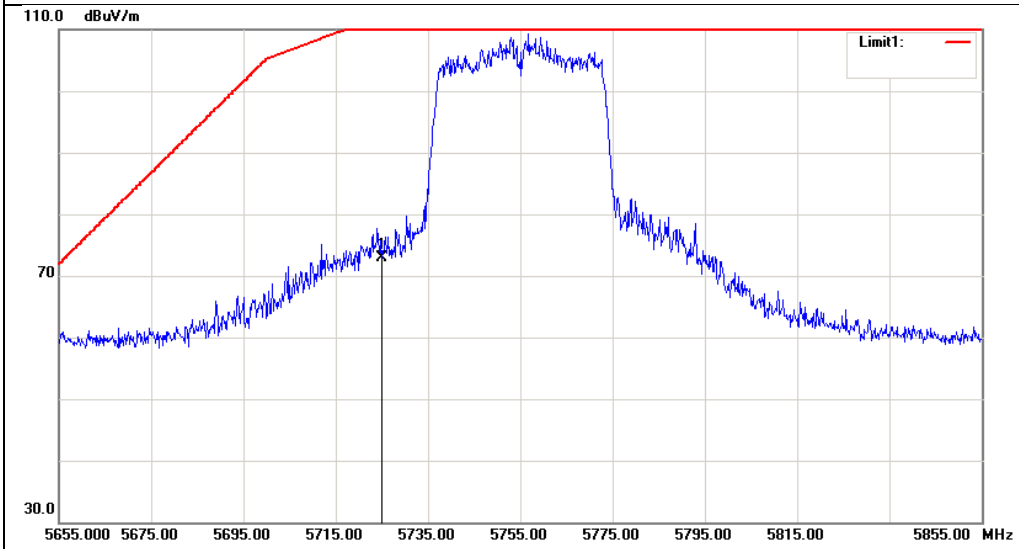

Detector mode: Peak **Polarity: Horizontal**

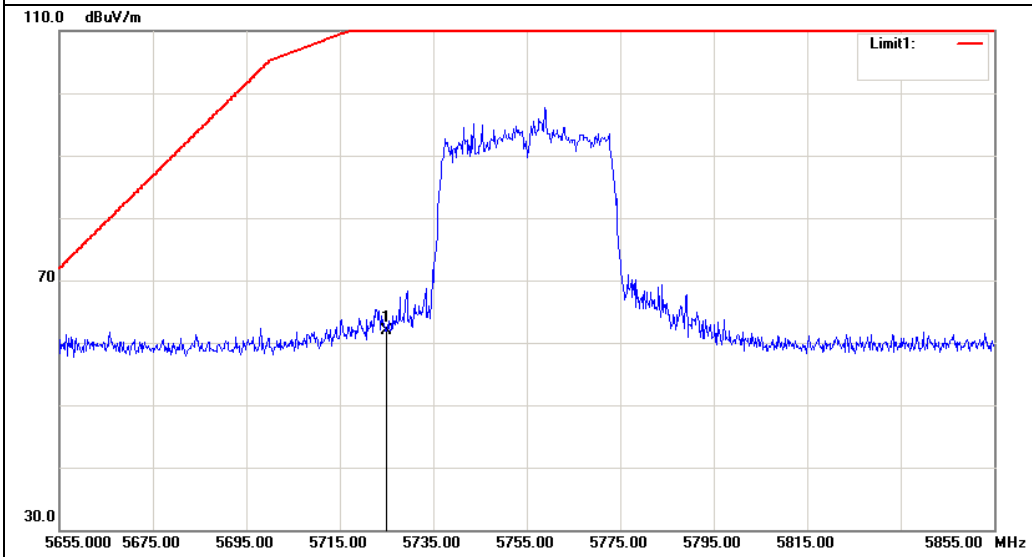

No.	Frequency (MHz)	Reading (dBuV)	Factor (dB/m)	Result (dBuV/m)	Limit (dBuV/m)	Margin (dB)	Remark	Antenna Polar
1	5725.000	66.99	5.96	72.95	122.20	-49.25	Peak	Vertical
2	5725.000	56.03	5.96	61.99	122.20	-60.21	Peak	Horizontal

This report shall not be reproduced except in full, without the written approval of Compliance Certification Services (Shenzhen) Inc.

IEEE 802.11n HT 40 MHz mode / 5755 ~ 5795MHz

CH High

Detector mode: Peak **Polarity: Vertical**

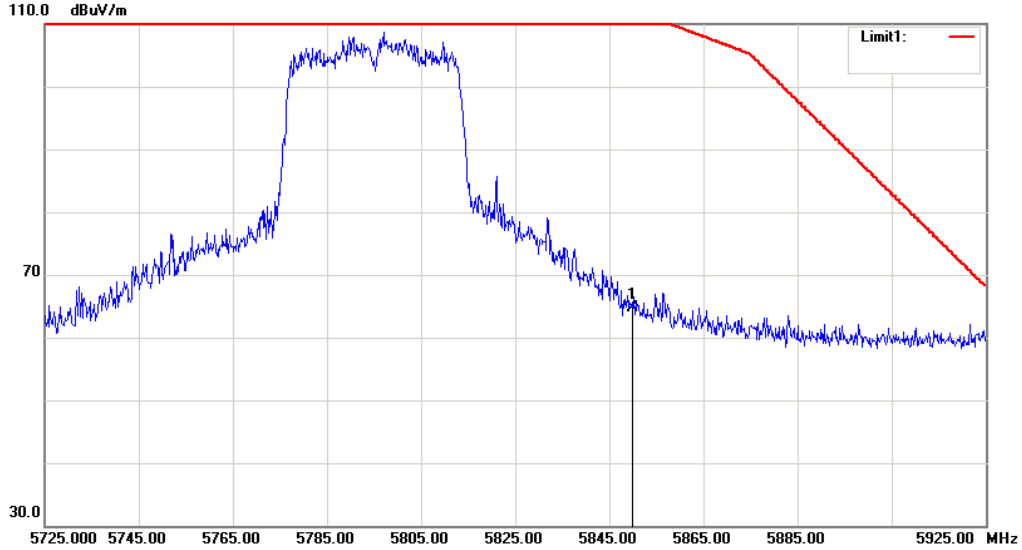

Detector mode: Peak **Polarity: Horizontal**

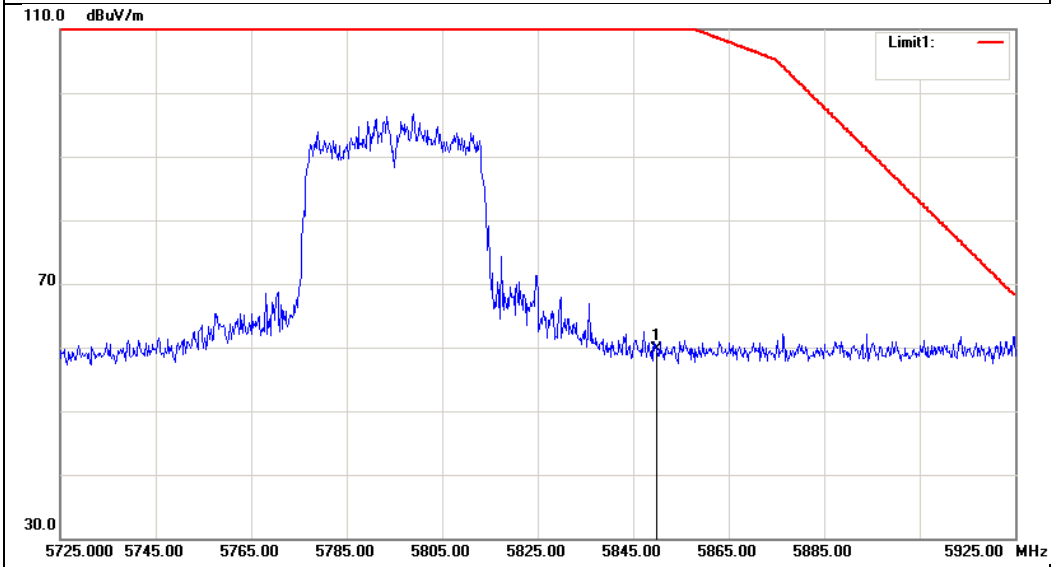

No.	Frequency (MHz)	Reading (dBuV)	Factor (dB/m)	Result (dBuV/m)	Limit (dBuV/m)	Margin (dB)	Remark	Antenna Polar
1	5850.000	58.63	6.02	64.65	122.20	-57.55	Peak	Vertical
2	5850.000	53.64	6.02	59.66	122.20	-62.54	Peak	Horizontal

This report shall not be reproduced except in full, without the written approval of Compliance Certification Services (Shenzhen) Inc.

IEEE 802.11ac 80 mode / 5530MHz

Detector mode: Peak **Polarity: Vertical**

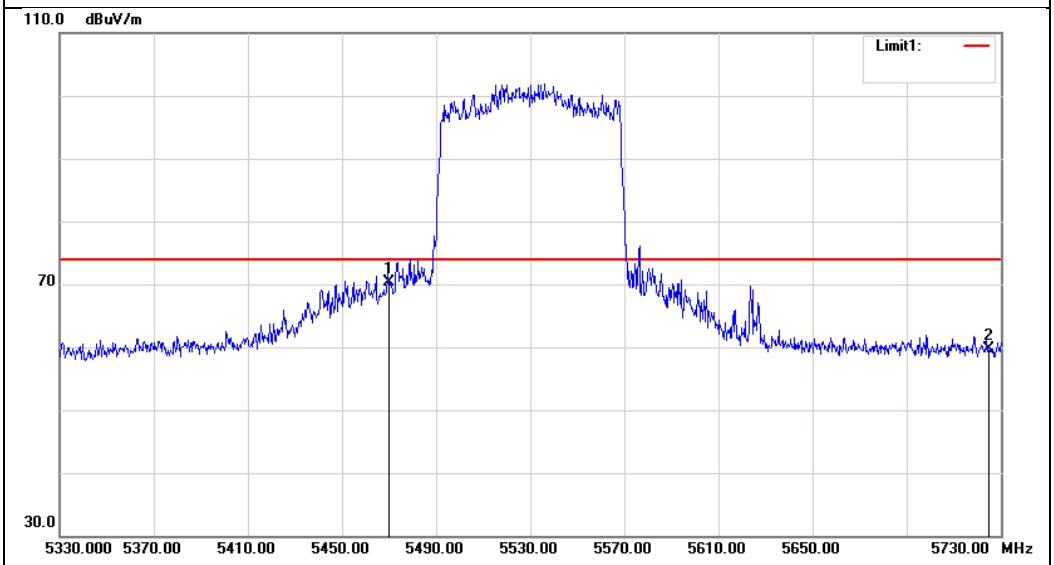

Detector mode: Peak **Polarity: Horizontal**

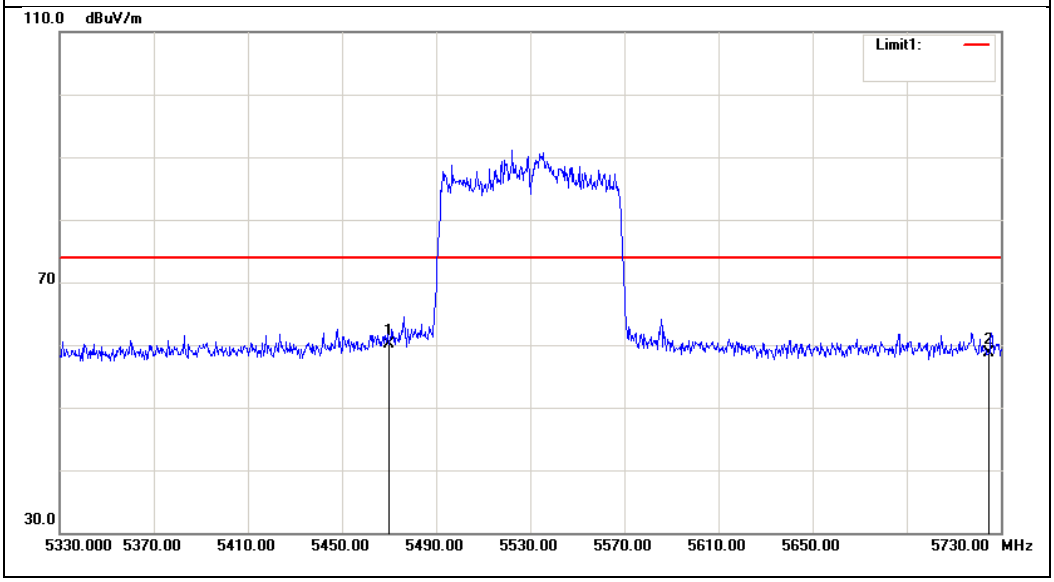

No.	Frequency (MHz)	Reading (dBuV)	Factor (dB/m)	Result (dBuV/m)	Limit (dBuV/m)	Margin (dB)	Remark	Antenna Polar
1	5470.000	64.43	5.82	70.25	74.00	-3.75	Peak	Vertical
2	5725.000	53.67	5.96	59.63	74.00	-14.37	Peak	Vertical
1	5470.000	54.37	5.82	60.19	74.00	-13.81	Peak	Horizontal
2	5725.000	52.72	5.96	58.68	74.00	-15.32	Peak	Horizontal

This report shall not be reproduced except in full, without the written approval of Compliance Certification Services (Shenzhen) Inc.

IEEE 802.11ac 80 mode / 5775MHz

Detector mode: Peak **Polarity: Vertical**

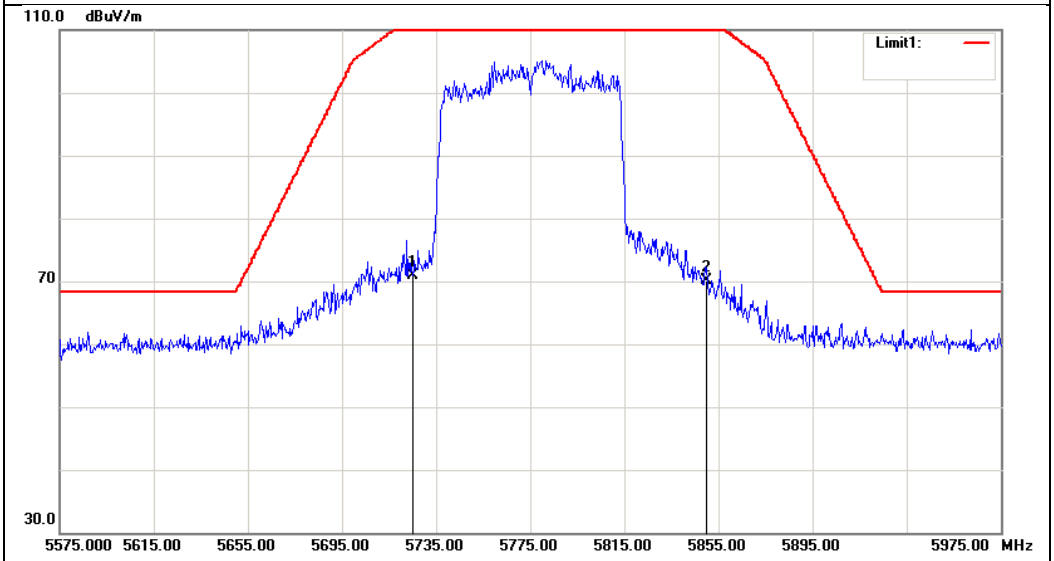

Detector mode: Peak **Polarity: Horizontal**

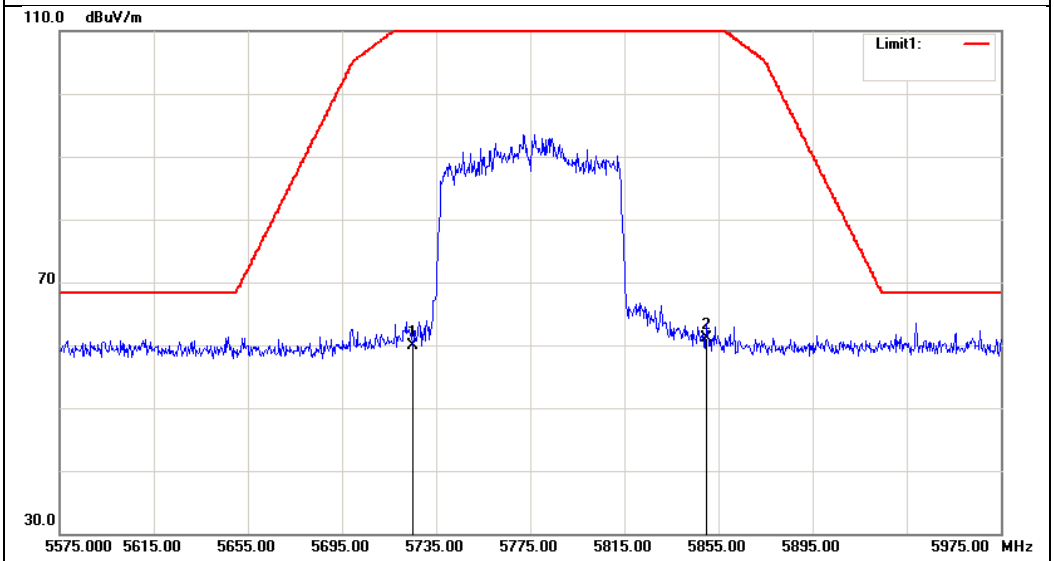

No.	Frequency (MHz)	Reading (dBuV)	Factor (dB/m)	Result (dBuV/m)	Limit (dBuV/m)	Margin (dB)	Remark	Antenna Polar
1	5725.000	65.03	5.96	70.99	122.20	-51.21	Peak	Vertical
2	5850.000	64.13	6.02	70.15	122.20	-52.05	Peak	Vertical
1	5725.000	54.02	5.96	59.98	122.20	-62.22	Peak	Horizontal
2	5850.000	55.18	6.02	61.20	122.20	-61.00	Peak	Horizontal

This report shall not be reproduced except in full, without the written approval of Compliance Certification Services (Shenzhen) Inc.

6.9 POWERLINE CONDUCTED EMISSIONS

6.9.1 LIMIT

According to §15.207(a), except as shown in paragraphs (b) and (c) of this section, for an intentional radiator that is designed to be connected to the public utility (AC) power line, the radio frequency voltage that is conducted back onto the AC power line on any frequency or frequencies within the band 150 kHz to 30 MHz shall not exceed the limits in the following table, as measured using a 50 µH/50 ohms line impedance stabilization network (LISN). Compliance with the provisions of this paragraph shall be based on the measurement of the radio frequency voltage between each power line and ground at the power terminal. The lower limit applies at the boundary between the frequency ranges.

Frequency Range (MHz)	Limits (dBµV)	
	Quasi-peak	Average
0.15 to 0.50	66 to 56*	56 to 46*
0.50 to 5	56	46
5 to 30	60	50

** Decreases with the logarithm of the frequency.*

6.9.2 TEST CONFIGURATION

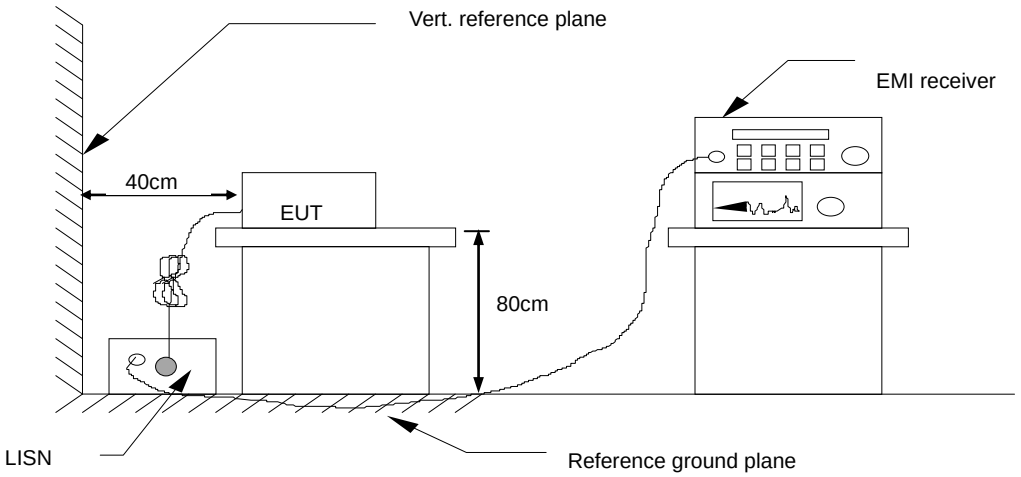

This report shall not be reproduced except in full, without the written approval of Compliance Certification Services (Shenzhen) Inc.

6.9.3 TEST PROCEDURE

1. The EUT was placed on a table, which is 0.8m above ground plane.
2. Maximum procedure was performed on the six highest emissions to ensure EUT compliance.
3. Repeat above procedures until all frequency measured were complete.

6.9.4 DATA SAMPLE

Frequency (MHz)	QuasiPeak Reading (dBuV)	Average Reading (dBuV)	Correction Factor (dB)	QuasiPeak Result (dBuV)	Average Result (dBuV)	QuasiPeak Limit (dBuV)	Average Limit (dBuV)	QuasiPeak Margin (dB)	Average Margin (dB)	Remark (Pass/Fail)
X.XXXX	32.69	25.65	11.52	44.21	37.17	65.78	55.79	-21.57	-18.62	Pass

Factor = Insertion loss of LISN + Cable Loss
Result = Quasi-peak Reading/ Average Reading + Factor
Limit = Limit stated in standard
Margin = Result (dBuV) – Limit (dBuV)

This report shall not be reproduced except in full, without the written approval of Compliance Certification Services (Shenzhen) Inc.

6.9.5 TEST RESULTS

Model No.	MUV1	**RBW,VBW**	9 kHz
Environmental Conditions	22°C, 45% RH	**Test Mode**	Mode 1
Tested by	Luja Huang	**Line**	L1
Test Date	May 30, 2018	**Test Voltage**	AC 120V/60Hz

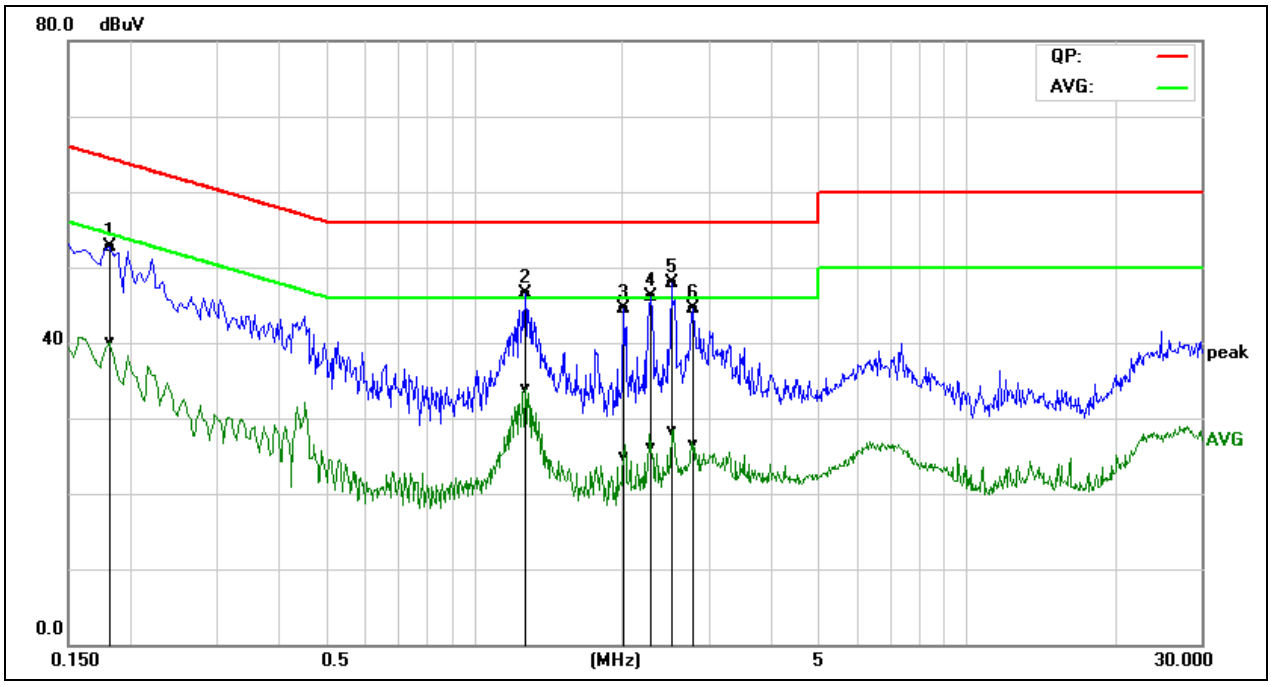

Frequency (MHz)	QuasiPeak Reading (dBuV)	Average Reading (dBuV)	Correction Factor (dB)	QuasiPeak Result (dBuV)	Average Result (dBuV)	QuasiPeak Limit (dBuV)	Average Limit (dBuV)	QuasiPeak Margin (dB)	Average Margin (dB)	Remark (Pass/Fail)
0.1819	33.10	20.42	19.63	52.73	40.05	64.39	54.40	-11.66	-14.35	Pass
1.2740	26.98	14.23	19.60	46.58	33.83	56.00	46.00	-9.42	-12.17	Pass
2.0220	24.69	5.25	19.72	44.41	24.97	56.00	46.00	-11.59	-21.03	Pass
2.2940	26.39	6.38	19.72	46.11	26.10	56.00	46.00	-9.89	-19.90	Pass
2.5260	28.12	8.65	19.72	47.84	28.37	56.00	46.00	-8.16	-17.63	Pass
2.7940	24.79	6.69	19.72	44.51	26.41	56.00	46.00	-11.49	-19.59	Pass

REMARKS: *L1 = Line One (Live Line)*

This report shall not be reproduced except in full, without the written approval of Compliance Certification Services (Shenzhen) Inc.

Model No.	MUV1	**RBW,VBW**	9 kHz
Environmental Conditions	22°C, 45% RH	**Test Mode**	Mode 1
Tested by	Luja Huang	**Line**	L2
Test Date	May 30, 2018	**Test Voltage**	AC 120V/60Hz

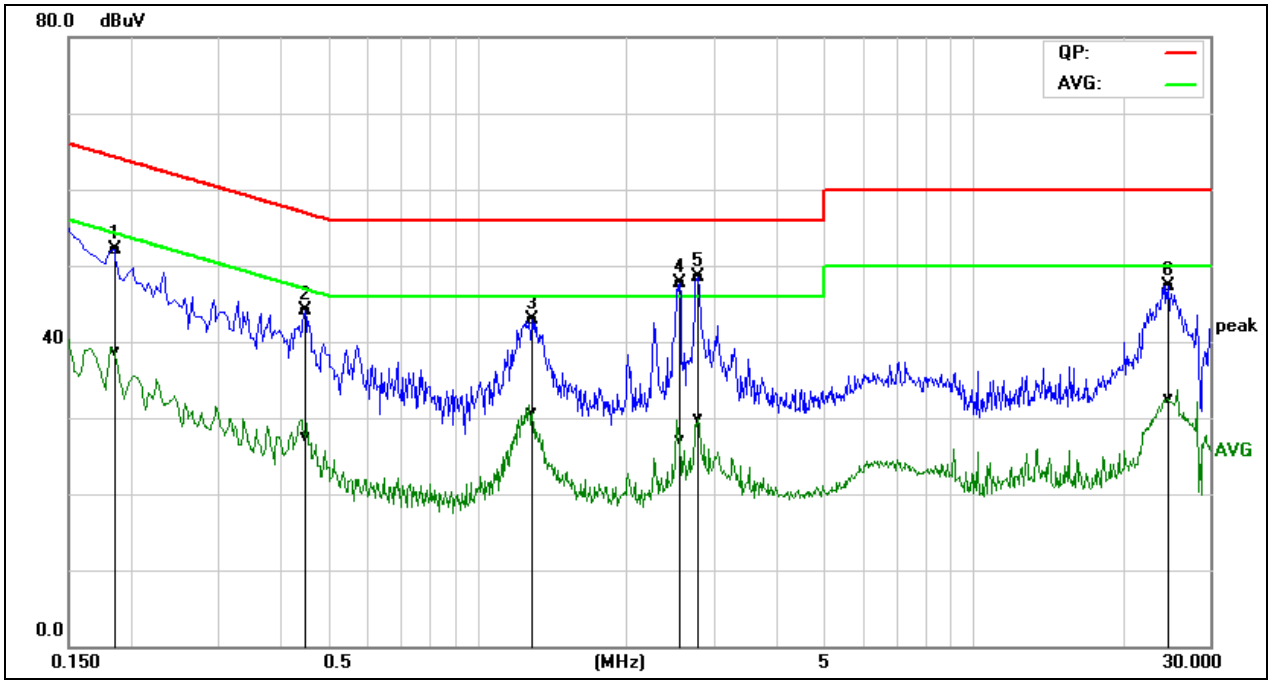

Frequency (MHz)	QuasiPeak Reading (dBuV)	Average Reading (dBuV)	Correction Factor (dB)	QuasiPeak Result (dBuV)	Average Result (dBuV)	QuasiPeak Limit (dBuV)	Average Limit (dBuV)	QuasiPeak Margin (dB)	Average Margin (dB)	Remark (Pass/Fail)
0.1860	32.59	19.13	19.53	52.12	38.66	64.21	54.21	-12.09	-15.55	Pass
0.4500	24.64	8.06	19.53	44.17	27.59	56.87	46.88	-12.70	-19.29	Pass
1.2940	23.33	11.09	19.60	42.93	30.69	56.00	46.00	-13.07	-15.31	Pass
2.5540	27.95	7.46	19.74	47.69	27.20	56.00	46.00	-8.31	-18.80	Pass
2.7860	28.80	10.24	19.75	48.55	29.99	56.00	46.00	-7.45	-16.01	Pass
24.7460	26.69	11.90	20.62	47.31	32.52	60.00	50.00	-12.69	-17.48	Pass

REMARKS: *L2 = Line Two (Neutral Line)*

This report shall not be reproduced except in full, without the written approval of Compliance Certification Services (Shenzhen) Inc.

Model No.	MUV1	**RBW,VBW**	9 kHz
Environmental Conditions	22°C, 45% RH	**Test Mode**	Mode 2
Tested by	Luja Huang	**Line**	L1
Test Date	May 30, 2018	**Test Voltage**	AC 240V/50Hz

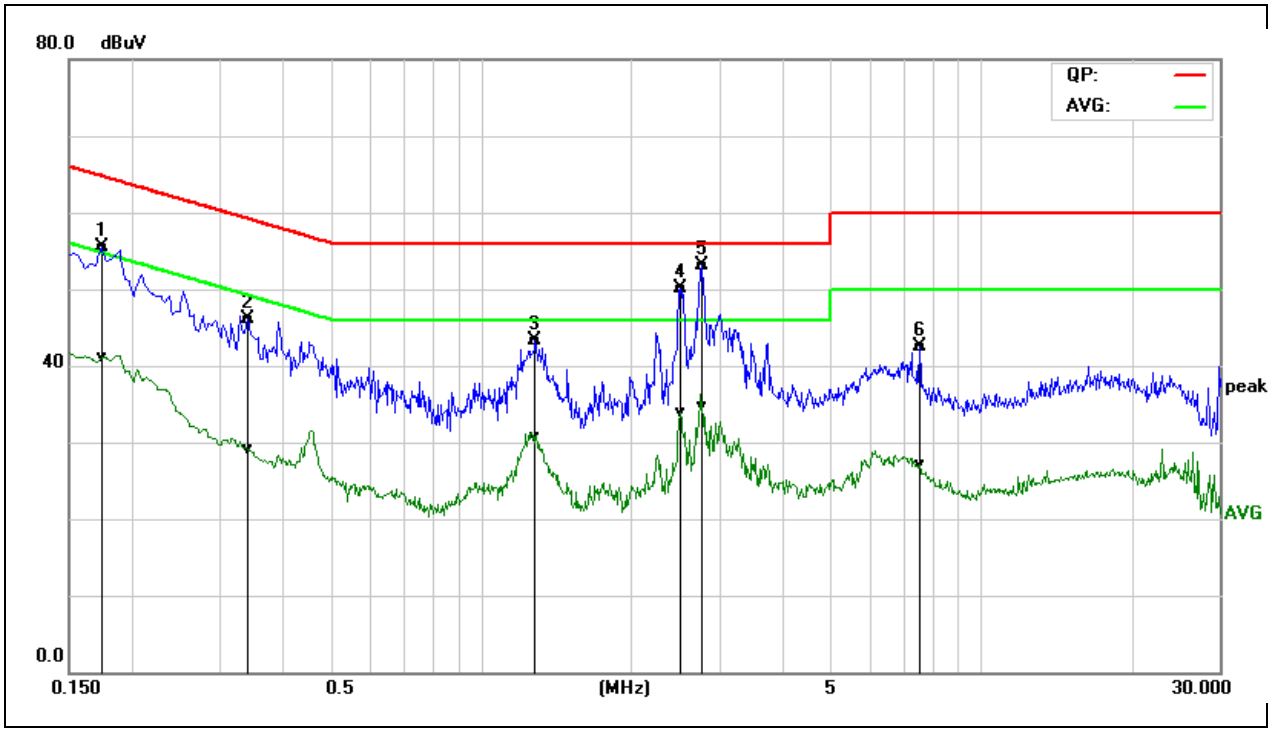

Frequency (MHz)	QuasiPeak Reading (dBuV)	Average Reading (dBuV)	Correction Factor (dB)	QuasiPeak Result (dBuV)	Average Result (dBuV)	QuasiPeak Limit (dBuV)	Average Limit (dBuV)	QuasiPeak Margin (dB)	Average Margin (dB)	Remark (Pass/Fail)
0.1740	35.86	21.38	19.63	55.49	41.01	64.76	54.77	-9.27	-13.76	Pass
0.3420	26.54	9.55	19.59	46.13	29.14	59.15	49.15	-13.02	-20.01	Pass
1.2860	23.65	11.01	19.60	43.25	30.61	56.00	46.00	-12.75	-15.39	Pass
2.5059	30.46	14.15	19.72	50.18	33.87	56.00	46.00	-5.82	-12.13	Pass
2.7780	33.38	15.07	19.72	53.10	34.79	56.00	46.00	-2.90	-11.21	Pass
7.5620	22.53	7.15	19.89	42.42	27.04	60.00	50.00	-17.58	-22.96	Pass

REMARKS: *L1 = Line One (Live Line)*

This report shall not be reproduced except in full, without the written approval of Compliance Certification Services (Shenzhen) Inc.

Model No.	MUV1	**RBW,VBW**	9 kHz
Environmental Conditions	22°C, 45% RH	**Test Mode**	Mode 2
Tested by	Luja Huang	**Line**	L2
Test Date	May 30, 2018	**Test Voltage**	AC 240V/50Hz

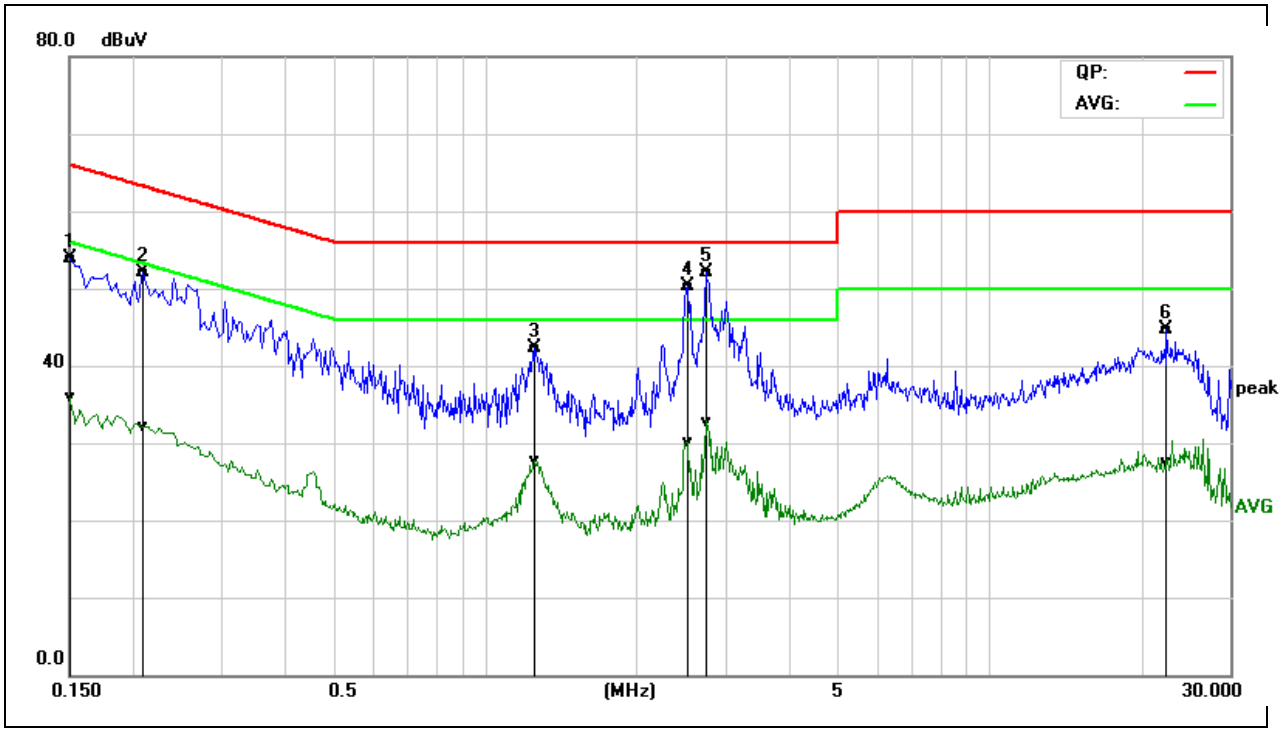

Frequency (MHz)	QuasiPeak Reading (dBuV)	Average Reading (dBuV)	Correction Factor (dB)	QuasiPeak Result (dBuV)	Average Result (dBuV)	QuasiPeak Limit (dBuV)	Average Limit (dBuV)	QuasiPeak Margin (dB)	Average Margin (dB)	Remark (Pass/Fail)
0.1500	34.34	16.47	19.52	53.86	35.99	65.99	56.00	-12.13	-20.01	Pass
0.2100	32.53	12.53	19.54	52.07	32.07	63.20	53.21	-11.13	-21.14	Pass
1.2579	22.66	8.10	19.60	42.26	27.70	56.00	46.00	-13.74	-18.30	Pass
2.5180	30.61	10.42	19.74	50.35	30.16	56.00	46.00	-5.65	-15.84	Pass
2.7460	32.46	12.99	19.74	52.20	32.73	56.00	46.00	-3.80	-13.27	Pass
22.4540	24.37	7.04	20.43	44.80	27.47	60.00	50.00	-15.20	-22.53	Pass

REMARKS: *L2 = Line Two (Neutral Line)*

This report shall not be reproduced except in full, without the written approval of Compliance Certification Services (Shenzhen) Inc.

6.10 FREQUENCY STABILITY

6.10.1 LIMIT

According to §15.407(g), manufacturers of U-NII devices are responsible for ensuring frequency stability such that an emission is maintained within the band of operation under all conditions of normal operation as specified in the operational description.

6.10.2 TEST CONFIGURATION

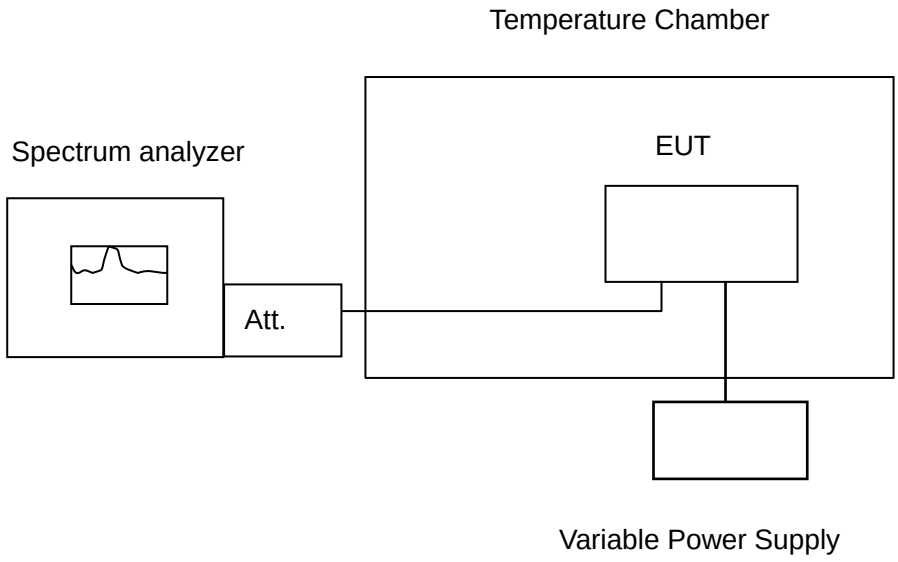

Remark: *Measurement setup for testing on Antenna connector*

6.10.3 TEST PROCEDURE

The equipment under test was connected to an external AC or DC power supply and input rated voltage. RF output was connected to a frequency counter or spectrum analyzer via feed through attenuators. The EUT was placed inside the temperature chamber. Set the spectrum analyzer RBW low enough to obtain the desired frequency resolution and measure EUT 20°C operating frequency as reference frequency. Turn EUT off and set the chamber temperature to –20°C. After the temperature stabilized for approximately 30 minutes recorded the frequency. Repeat step measure with 10°C increased per stage until the highest temperature of +50°C reached.

6.10.4 TEST RESULTS

No non-compliance noted.

This report shall not be reproduced except in full, without the written approval of Compliance Certification Services (Shenzhen) Inc.

Test Data

IEEE 802.11a MHz mode / 5180 ~ 5240MHz (Low)

Environment Temperature (°C)	Volage (V)	Measured Frequency (MHz)	limit Range	Test Result
50	120	5179.981109	5150-5250	PASS
40	120	5179.950786	5150-5250	PASS
30	120	5179.993686	5150-5250	PASS
20	120	5179.952000	5150-5250	PASS
10	120	5179.953744	5150-5250	PASS
0	120	5179.969100	5150-5250	PASS
-10	120	5179.978942	5150-5250	PASS
-20	120	5179.961262	5150-5250	PASS

Environment Temperature (°C)	Volage (V)	Measured Frequency (MHz)	limit Range	Test Result
20	108	5179.999694	5150-5250	PASS
	120	5179.952000	5150-5250	PASS
	132	5179.972105	5150-5250	PASS

IEEE 802.11a mode / 5180 ~ 5240MHz (High)

Environment Temperature (°C)	Volage (V)	Measured Frequency (MHz)	limit Range	Test Result
50	120	5239.949581	5150-5250	PASS
40	120	5239.952040	5150-5250	PASS
30	120	5239.957493	5150-5250	PASS
20	120	5239.951800	5150-5250	PASS
10	120	5239.950764	5150-5250	PASS
0	120	5239.994998	5150-5250	PASS
-10	120	5239.995415	5150-5250	PASS
-20	120	5239.977818	5150-5250	PASS

Environment Temperature (°C)	Volage (V)	Measured Frequency (MHz)	limit Range	Test Result
20	108	5239.975642	5150-5250	PASS
	120	5239.951800	5150-5250	PASS
	132	5239.994171	5150-5250	PASS

This report shall not be reproduced except in full, without the written approval of Compliance Certification Services (Shenzhen) Inc.

IEEE 802.11a mode / 5260 ~ 5320MHz (Low)

Environment Temperature (°C)	Volage (V)	Measured Frequency (MHz)	limit Range	Test Result
50	120	5259.953350	5250-5350	PASS
40	120	5259.976807	5250-5350	PASS
30	120	5259.976570	5250-5350	PASS
20	120	5259.952000	5250-5350	PASS
10	120	5259.957306	5250-5350	PASS
0	120	5259.982862	5250-5350	PASS
-10	120	5259.985990	5250-5350	PASS
-20	120	5259.967045	5250-5350	PASS

Environment Temperature (°C)	Volage (V)	Measured Frequency (MHz)	limit Range	Test Result
20	108	5259.977736	5250-5350	PASS
	120	5259.952000	5250-5350	PASS
	132	5259.956720	5250-5350	PASS

IEEE 802.11a mode / 5260 ~ 5320MHz (High)

Environment Temperature (°C)	Volage (V)	Measured Frequency (MHz)	limit Range	Test Result
50	120	5319.980621	5250-5350	PASS
40	120	5319.955763	5250-5350	PASS
30	120	5319.977421	5250-5350	PASS
20	120	5319.951600	5250-5350	PASS
10	120	5319.967834	5250-5350	PASS
0	120	5319.986094	5250-5350	PASS
-10	120	5319.985564	5250-5350	PASS
-20	120	5319.965594	5250-5350	PASS

Environment Temperature (°C)	Volage (V)	Measured Frequency (MHz)	limit Range	Test Result
20	108	5319.985339	5250-5350	PASS
	120	5319.951600	5250-5350	PASS
	132	5319.973630	5250-5350	PASS

This report shall not be reproduced except in full, without the written approval of Compliance Certification Services (Shenzhen) Inc.

IEEE 802.11a mode / 5500 ~ 5700MHz (Low)

Environment Temperature (°C)	Volage (V)	Measured Frequency (MHz)	limit Range	Test Result
50	120	5499.996547	5475-5725	PASS
40	120	5499.990135	5475-5725	PASS
30	120	5499.971657	5475-5725	PASS
20	120	5499.950000	5475-5725	PASS
10	120	5499.972451	5475-5725	PASS
0	120	5499.959718	5475-5725	PASS
-10	120	5499.987054	5475-5725	PASS
-20	120	5499.993379	5475-5725	PASS

Environment Temperature (°C)	Volage (V)	Measured Frequency (MHz)	limit Range	Test Result
20	108	5499.964891	5475-5725	PASS
	120	5499.950000	5475-5725	PASS
	132	5499.952051	5475-5725	PASS

IEEE 802.11a MHz mode / 5500 ~ 5700MHz (High)

Environment Temperature (°C)	Volage (V)	Measured Frequency (MHz)	limit Range	Test Result
50	120	5699.981819	5475-5725	PASS
40	120	5699.953554	5475-5725	PASS
30	120	5699.961234	5475-5725	PASS
20	120	5699.948200	5475-5725	PASS
10	120	5699.981832	5475-5725	PASS
0	120	5699.971415	5475-5725	PASS
-10	120	5699.952559	5475-5725	PASS
-20	120	5699.976604	5475-5725	PASS

Environment Temperature (°C)	Volage (V)	Measured Frequency (MHz)	limit Range	Test Result
20	108	5699.996313	5475-5725	PASS
	120	5699.948200	5475-5725	PASS
	132	5699.971380	5475-5725	PASS

This report shall not be reproduced except in full, without the written approval of Compliance Certification Services (Shenzhen) Inc.

IEEE 802.11a mode / 5745 ~ 5825MHz (Low)

Environment Temperature (°C)	Volage (V)	Measured Frequency (MHz)	limit Range	Test Result
50	120	5744.983563	5725-5850	PASS
40	120	5744.998064	5725-5850	PASS
30	120	5744.975034	5725-5850	PASS
20	120	5744.947800	5725-5850	PASS
10	120	5744.963338	5725-5850	PASS
0	120	5744.999038	5725-5850	PASS
-10	120	5744.976736	5725-5850	PASS
-20	120	5744.978761	5725-5850	PASS

Environment Temperature (°C)	Volage (V)	Measured Frequency (MHz)	limit Range	Test Result
20	108	5744.960500	5725-5850	PASS
	120	5744.947800	5725-5850	PASS
	132	5744.987366	5725-5850	PASS

IEEE 802.11a MHz mode / 5745 ~ 5825MHz (High)

Environment Temperature (°C)	Volage (V)	Measured Frequency (MHz)	limit Range	Test Result
50	120	5824.955049	5725-5850	PASS
40	120	5824.978997	5725-5850	PASS
30	120	5824.981649	5725-5850	PASS
20	120	5825.003517	5725-5850	PASS
10	120	5824.997570	5725-5850	PASS
0	120	5824.949103	5725-5850	PASS
-10	120	5824.950934	5725-5850	PASS
-20	120	5824.987925	5725-5850	PASS

Environment Temperature (°C)	Volage (V)	Measured Frequency (MHz)	limit Range	Test Result
20	108	5824.978136	5725-5850	PASS
	120	5824.946800	5725-5850	PASS
	132	5824.968962	5725-5850	PASS

This report shall not be reproduced except in full, without the written approval of Compliance Certification Services (Shenzhen) Inc.

IEEE 802.11n HT 20 MHz mode / 5180 ~ 5240MHz (Low)

Environment Temperature (°C)	Volage (V)	Measured Frequency (MHz)	limit Range	Test Result
50	120	5179.949293	5150-5250	PASS
40	120	5179.961563	5150-5250	PASS
30	120	5179.950995	5150-5250	PASS
20	120	5179.952000	5150-5250	PASS
10	120	5179.993077	5150-5250	PASS
0	120	5179.993019	5150-5250	PASS
-10	120	5179.997340	5150-5250	PASS
-20	120	5179.976422	5150-5250	PASS

Environment Temperature (°C)	Volage (V)	Measured Frequency (MHz)	limit Range	Test Result
20	108	5179.990541	5150-5250	PASS
	120	5179.952000	5150-5250	PASS
	132	5179.983222	5150-5250	PASS

IEEE 802.11n HT 20 MHz mode / 5180 ~ 5240MHz (High)

Environment Temperature (°C)	Volage (V)	Measured Frequency (MHz)	limit Range	Test Result
50	120	5239.995424	5150-5250	PASS
40	120	5239.959577	5150-5250	PASS
30	120	5239.968743	5150-5250	PASS
20	120	5239.951800	5150-5250	PASS
10	120	5239.950492	5150-5250	PASS
0	120	5239.981373	5150-5250	PASS
-10	120	5239.960615	5150-5250	PASS
-20	120	5239.974601	5150-5250	PASS

Environment Temperature (°C)	Volage (V)	Measured Frequency (MHz)	limit Range	Test Result
20	108	5239.951860	5150-5250	PASS
	120	5239.951800	5150-5250	PASS
	132	5239.963230	5150-5250	PASS

This report shall not be reproduced except in full, without the written approval of Compliance Certification Services (Shenzhen) Inc.

IEEE 802.11n HT 20 MHz mode / 5260 ~ 5320MHz (Low)

Environment Temperature (°C)	Volage (V)	Measured Frequency (MHz)	limit Range	Test Result
50	120	5259.999941	5250-5350	PASS
40	120	5259.954733	5250-5350	PASS
30	120	5259.991389	5250-5350	PASS
20	120	5259.952000	5250-5350	PASS
10	120	5259.979187	5250-5350	PASS
0	120	5259.954508	5250-5350	PASS
-10	120	5259.953125	5250-5350	PASS
-20	120	5259.959824	5250-5350	PASS

Environment Temperature (°C)	Volage (V)	Measured Frequency (MHz)	limit Range	Test Result
20	108	5259.985241	5250-5350	PASS
	120	5259.952000	5250-5350	PASS
	132	5259.973903	5250-5350	PASS

IEEE 802.11a mode / 5260 ~ 5320MHz (High)

Environment Temperature (°C)	Volage (V)	Measured Frequency (MHz)	limit Range	Test Result
50	120	5319.993548	5250-5350	PASS
40	120	5319.964534	5250-5350	PASS
30	120	5319.984035	5250-5350	PASS
20	120	5319.951600	5250-5350	PASS
10	120	5319.992431	5250-5350	PASS
0	120	5319.975581	5250-5350	PASS
-10	120	5319.955554	5250-5350	PASS
-20	120	5319.964151	5250-5350	PASS

Environment Temperature (°C)	Volage (V)	Measured Frequency (MHz)	limit Range	Test Result
20	108	5319.988831	5250-5350	PASS
	120	5319.951600	5250-5350	PASS
	132	5319.982820	5250-5350	PASS

This report shall not be reproduced except in full, without the written approval of Compliance Certification Services (Shenzhen) Inc.

IEEE 802.11n HT 20 MHz mode / 5500 ~ 5700MHz (Low)

Environment Temperature (°C)	Volage (V)	Measured Frequency (MHz)	limit Range	Test Result
50	120	5499.955632	5475-5725	PASS
40	120	5499.952823	5475-5725	PASS
30	120	5499.993117	5475-5725	PASS
20	120	5499.950000	5475-5725	PASS
10	120	5499.982156	5475-5725	PASS
0	120	5499.957261	5475-5725	PASS
-10	120	5499.999241	5475-5725	PASS
-20	120	5499.955330	5475-5725	PASS

Environment Temperature (°C)	Volage (V)	Measured Frequency (MHz)	limit Range	Test Result
20	108	5499.994849	5475-5725	PASS
	120	5499.950000	5475-5725	PASS
	132	5499.952181	5475-5725	PASS

IEEE 802.11n HT 20 MHz mode / 5500 ~ 5700MHz (High)

Environment Temperature (°C)	Volage (V)	Measured Frequency (MHz)	limit Range	Test Result
50	120	5699.994736	5475-5725	PASS
40	120	5699.989220	5475-5725	PASS
30	120	5699.980146	5475-5725	PASS
20	120	5699.948200	5475-5725	PASS
10	120	5699.993171	5475-5725	PASS
0	120	5699.982304	5475-5725	PASS
-10	120	5699.980390	5475-5725	PASS
-20	120	5699.956675	5475-5725	PASS

Environment Temperature (°C)	Volage (V)	Measured Frequency (MHz)	limit Range	Test Result
20	108	5699.977121	5475-5725	PASS
	120	5699.948200	5475-5725	PASS
	132	5699.951084	5475-5725	PASS

This report shall not be reproduced except in full, without the written approval of Compliance Certification Services (Shenzhen) Inc.

IEEE 802.11n HT 20 MHz mode / 5745 ~ 5825MHz (Low)

Environment Temperature (°C)	Volage (V)	Measured Frequency (MHz)	limit Range	Test Result
50	120	5744.958915	5725-5850	PASS
40	120	5744.974672	5725-5850	PASS
30	120	5744.999083	5725-5850	PASS
20	120	5744.947800	5725-5850	PASS
10	120	5744.965135	5725-5850	PASS
0	120	5744.968803	5725-5850	PASS
-10	120	5744.975651	5725-5850	PASS
-20	120	5744.980214	5725-5850	PASS

Environment Temperature (°C)	Volage (V)	Measured Frequency (MHz)	limit Range	Test Result
20	108	5744.967461	5725-5850	PASS
	120	5744.947800	5725-5850	PASS
	132	5744.994434	5725-5850	PASS

IEEE 802.11n HT 20 MHz mode / 5745 ~ 5825MHz (High)

Environment Temperature (°C)	Volage (V)	Measured Frequency (MHz)	limit Range	Test Result
50	120	5824.953442	5725-5850	PASS
40	120	5824.985545	5725-5850	PASS
30	120	5824.989568	5725-5850	PASS
20	120	5824.946800	5725-5850	PASS
10	120	5824.993234	5725-5850	PASS
0	120	5824.951765	5725-5850	PASS
-10	120	5824.996909	5725-5850	PASS
-20	120	5824.953777	5725-5850	PASS

Environment Temperature (°C)	Volage (V)	Measured Frequency (MHz)	limit Range	Test Result
20	108	5824.959155	5725-5850	PASS
	120	5824.946800	5725-5850	PASS
	132	5824.992460	5725-5850	PASS

This report shall not be reproduced except in full, without the written approval of Compliance Certification Services (Shenzhen) Inc.

IEEE 802.11n HT 40 MHz mode / 5190 ~ 5230MHz (Low)

Environment Temperature (°C)	Volage (V)	Measured Frequency (MHz)	limit Range	Test Result
50	120	5189.950711	5150-5250	PASS
40	120	5189.995187	5150-5250	PASS
30	120	5189.975628	5150-5250	PASS
20	120	5189.952000	5150-5250	PASS
10	120	5189.988226	5150-5250	PASS
0	120	5189.961277	5150-5250	PASS
-10	120	5189.955656	5150-5250	PASS
-20	120	5189.985992	5150-5250	PASS

Environment Temperature (°C)	Volage (V)	Measured Frequency (MHz)	limit Range	Test Result
20	108	5189.971178	5150-5250	PASS
	120	5189.952000	5150-5250	PASS
	132	5189.969611	5150-5250	PASS

IEEE 802.11n HT 40 MHz mode / 5190 ~ 5230MHz (High)

Environment Temperature (°C)	Volage (V)	Measured Frequency (MHz)	limit Range	Test Result
50	120	5229.969606	5150-5250	PASS
40	120	5229.955553	5150-5250	PASS
30	120	5229.985646	5150-5250	PASS
20	120	5229.953000	5150-5250	PASS
10	120	5229.994253	5150-5250	PASS
0	120	5229.974241	5150-5250	PASS
-10	120	5229.978056	5150-5250	PASS
-20	120	5229.992188	5150-5250	PASS

Environment Temperature (°C)	Volage (V)	Measured Frequency (MHz)	limit Range	Test Result
20	108	5229.956256	5150-5250	PASS
	120	5229.953000	5150-5250	PASS
	132	5229.986224	5150-5250	PASS

This report shall not be reproduced except in full, without the written approval of Compliance Certification Services (Shenzhen) Inc.

IEEE 802.11n HT 40 MHz mode / 5270 ~ 5310MHz (Low)

Environment Temperature (°C)	Volage (V)	Measured Frequency (MHz)	limit Range	Test Result
50	120	5269.994495	5250-5350	PASS
40	120	5269.957482	5250-5350	PASS
30	120	5269.985651	5250-5350	PASS
20	120	5269.955500	5250-5350	PASS
10	120	5269.960352	5250-5350	PASS
0	120	5269.964810	5250-5350	PASS
-10	120	5269.997859	5250-5350	PASS
-20	120	5269.997535	5250-5350	PASS

Environment Temperature (°C)	Volage (V)	Measured Frequency (MHz)	limit Range	Test Result
20	108	5269.997331	5250-5350	PASS
	120	5269.955500	5250-5350	PASS
	132	5269.970299	5250-5350	PASS

IEEE 802.11n HT 40 MHz mode / 5270 ~ 5310MHz (High)

Environment Temperature (°C)	Volage (V)	Measured Frequency (MHz)	limit Range	Test Result
50	120	5309.978849	5250-5350	PASS
40	120	5309.988266	5250-5350	PASS
30	120	5309.979603	5250-5350	PASS
20	120	5309.956000	5250-5350	PASS
10	120	5309.987278	5250-5350	PASS
0	120	5309.958534	5250-5350	PASS
-10	120	5309.963917	5250-5350	PASS
-20	120	5309.970237	5250-5350	PASS

Environment Temperature (°C)	Volage (V)	Measured Frequency (MHz)	limit Range	Test Result
20	108	5309.951859	5250-5350	PASS
	120	5309.956000	5250-5350	PASS
	132	5309.989729	5250-5350	PASS

This report shall not be reproduced except in full, without the written approval of Compliance Certification Services (Shenzhen) Inc.

IEEE 802.11n HT 40 MHz mode / 5510 ~ 5670MHz (Low)

Environment Temperature (°C)	Volage (V)	Measured Frequency (MHz)	limit Range	Test Result
50	120	5509.963071	5475-5725	PASS
40	120	5509.977074	5475-5725	PASS
30	120	5509.980402	5475-5725	PASS
20	120	5509.956200	5475-5725	PASS
10	120	5509.969339	5475-5725	PASS
0	120	5509.958327	5475-5725	PASS
-10	120	5509.992852	5475-5725	PASS
-20	120	5509.969612	5475-5725	PASS

Environment Temperature (°C)	Volage (V)	Measured Frequency (MHz)	limit Range	Test Result
20	108	5509.995046	5475-5725	PASS
	120	5509.956200	5475-5725	PASS
	132	5509.969048	5475-5725	PASS

IEEE 802.11n HT 40 MHz mode / 5510 ~ 5670MHz (High)

Environment Temperature (°C)	Volage (V)	Measured Frequency (MHz)	limit Range	Test Result
50	120	5669.973141	5475-5725	PASS
40	120	5669.997933	5475-5725	PASS
30	120	5669.966259	5475-5725	PASS
20	120	5669.956600	5475-5725	PASS
10	120	5669.980452	5475-5725	PASS
0	120	5669.974464	5475-5725	PASS
-10	120	5669.968991	5475-5725	PASS
-20	120	5669.980810	5475-5725	PASS

Environment Temperature (°C)	Volage (V)	Measured Frequency (MHz)	limit Range	Test Result
20	108	5669.966406	5475-5725	PASS
	120	5669.956600	5475-5725	PASS
	132	5669.961075	5475-5725	PASS

This report shall not be reproduced except in full, without the written approval of Compliance Certification Services (Shenzhen) Inc.

IEEE 802.11n HT 40 MHz mode / 5755 ~ 5795MHz (Low)

Environment Temperature (°C)	Volage (V)	Measured Frequency (MHz)	limit Range	Test Result
50	120	5754.972206	5725-5850	PASS
40	120	5754.966398	5725-5850	PASS
30	120	5754.989040	5725-5850	PASS
20	120	5754.955800	5725-5850	PASS
10	120	5754.951659	5725-5850	PASS
0	120	5754.958361	5725-5850	PASS
-10	120	5754.989707	5725-5850	PASS
-20	120	5754.959507	5725-5850	PASS

Environment Temperature (°C)	Volage (V)	Measured Frequency (MHz)	limit Range	Test Result
20	108	5754.976966	5725-5850	PASS
	120	5754.955800	5725-5850	PASS
	132	5754.957959	5725-5850	PASS

IEEE 802.11n HT 40 MHz mode / 5755 ~ 5795MHz (High)

Environment Temperature (°C)	Volage (V)	Measured Frequency (MHz)	limit Range	Test Result
50	120	5794.979328	5725-5850	PASS
40	120	5794.967051	5725-5850	PASS
30	120	5794.966166	5725-5850	PASS
20	120	5794.956800	5725-5850	PASS
10	120	5794.956150	5725-5850	PASS
0	120	5794.988967	5725-5850	PASS
-10	120	5794.968933	5725-5850	PASS
-20	120	5794.998389	5725-5850	PASS

Environment Temperature (°C)	Volage (V)	Measured Frequency (MHz)	limit Range	Test Result
20	108	5794.965356	5725-5850	PASS
	120	5794.956800	5725-5850	PASS
	132	5794.966253	5725-5850	PASS

This report shall not be reproduced except in full, without the written approval of Compliance Certification Services (Shenzhen) Inc.

IEEE 802.11ac 80 mode / 5210MHz

Environment Temperature (°C)	Volage (V)	Measured Frequency (MHz)	limit Range	Test Result
50	120	5209.982025	5150-5250	PASS
40	120	5209.976018	5150-5250	PASS
30	120	5209.980030	5150-5250	PASS
20	120	5209.956000	5150-5250	PASS
10	120	5209.991678	5150-5250	PASS
0	120	5209.974203	5150-5250	PASS
-10	120	5209.995887	5150-5250	PASS
-20	120	5209.994573	5150-5250	PASS

Environment Temperature (°C)	Volage (V)	Measured Frequency (MHz)	limit Range	Test Result
20	108	5209.974955	5150-5250	PASS
	120	5209.956000	5150-5250	PASS
	132	5209.963695	5150-5250	PASS

IEEE 802.11ac 80 mode / 5290MHz

Environment Temperature (°C)	Volage (V)	Measured Frequency (MHz)	limit Range	Test Result
50	120	5289.968409	5250-5350	PASS
40	120	5289.984307	5250-5350	PASS
30	120	5289.974273	5250-5350	PASS
20	120	5289.955400	5250-5350	PASS
10	120	5289.999940	5250-5350	PASS
0	120	5289.981993	5250-5350	PASS
-10	120	5289.961156	5250-5350	PASS
-20	120	5289.998917	5250-5350	PASS

Environment Temperature (°C)	Volage (V)	Measured Frequency (MHz)	limit Range	Test Result
20	108	5289.980001	5250-5350	PASS
	120	5289.955400	5250-5350	PASS
	132	5289.951563	5250-5350	PASS

This report shall not be reproduced except in full, without the written approval of Compliance Certification Services (Shenzhen) Inc.

IEEE 802.11ac 80 mode / 5530MHz (Low)

Environment Temperature (°C)	Volage (V)	Measured Frequency (MHz)	limit Range	Test Result
50	120	5529.955975	5475-5725	PASS
40	120	5529.973552	5475-5725	PASS
30	120	5529.988785	5475-5725	PASS
20	120	5529.957100	5475-5725	PASS
10	120	5529.983932	5475-5725	PASS
0	120	5529.984510	5475-5725	PASS
-10	120	5529.950641	5475-5725	PASS
-20	120	5529.954164	5475-5725	PASS

Environment Temperature (°C)	Volage (V)	Measured Frequency (MHz)	limit Range	Test Result
20	108	5529.949886	5475-5725	PASS
	120	5529.957100	5475-5725	PASS
	132	5529.993742	5475-5725	PASS

IEEE 802.11ac 80 mode / 5775MHz

Environment Temperature (°C)	Volage (V)	Measured Frequency (MHz)	limit Range	Test Result
50	120	5774.950101	5725-5850	PASS
40	120	5774.959275	5725-5850	PASS
30	120	5774.961033	5725-5850	PASS
20	120	5774.957000	5725-5850	PASS
10	120	5774.963946	5725-5850	PASS
0	120	5774.977066	5725-5850	PASS
-10	120	5774.982565	5725-5850	PASS
-20	120	5774.974475	5725-5850	PASS

Environment Temperature (°C)	Volage (V)	Measured Frequency (MHz)	limit Range	Test Result
20	108	5774.988520	5725-5850	PASS
	120	5774.957000	5725-5850	PASS
	132	5774.961976	5725-5850	PASS

This report shall not be reproduced except in full, without the written approval of Compliance Certification Services (Shenzhen) Inc.