CiVinTec Global Co., Limited

Add: F17, 1703, Headquarters Economic Center Building, Zhonghaixin Science & Technology Park, Bu Lan Road, Shenzhen, China 518112

Tel: +86 755 86117608 **Fax:** +86 755 86117428

Web: www.cv-it.com **Email:** sales@cv-it.com

CidronVG3 Firmwarev1.7 Upgrade Manual upgrade Step

RS485 2018.05.21

Sep1: Connect CidronVG3.





- PS :RS485 communication mode

Step2: Select "Start" → "Program" → "Accessory" → "Communication" →"hyper terminal"

to open the hyper terminal software:

Step3: Input any name in the Name Option defined yourself, such as:

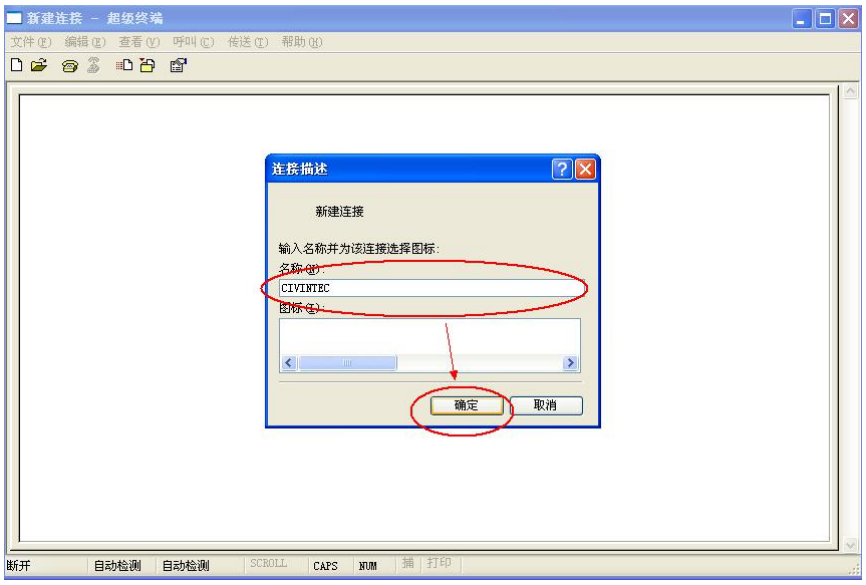

Step4: Choose correct serial port you now using, and click "OK" button:

Add: F17, 1703, Headquarters Economic Center Building, Zhonghaixin Science & Technology Park, Bu Lan Road, Shenzhen, China 518112
Tel: +86 755 86117608 Fax: +86 755 86117428
Web: www.cv-it.com Email: sales@cv-it.com

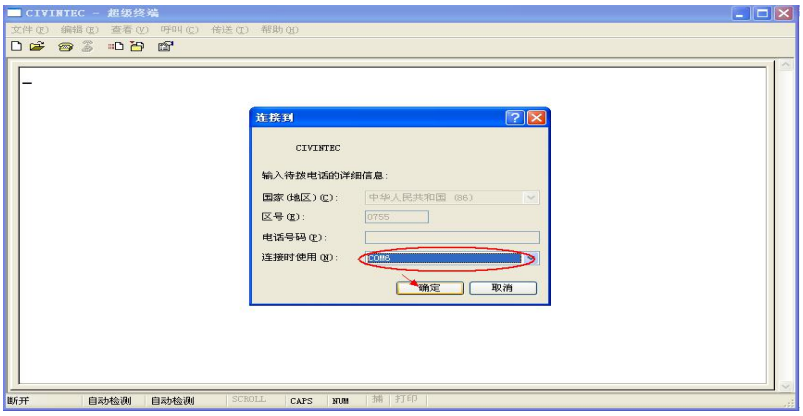

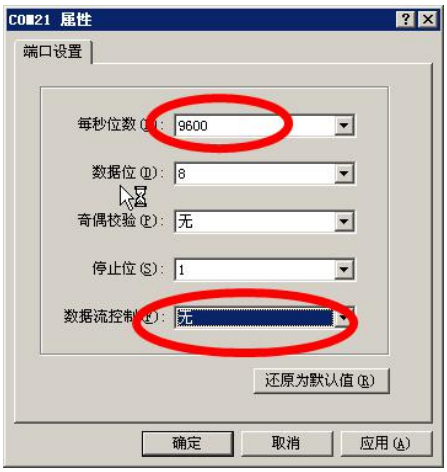

Step5: Setting correct port parameters as the following:

If “main menu “display, Input the key “1” at once.

Then there will emerge “CCC….

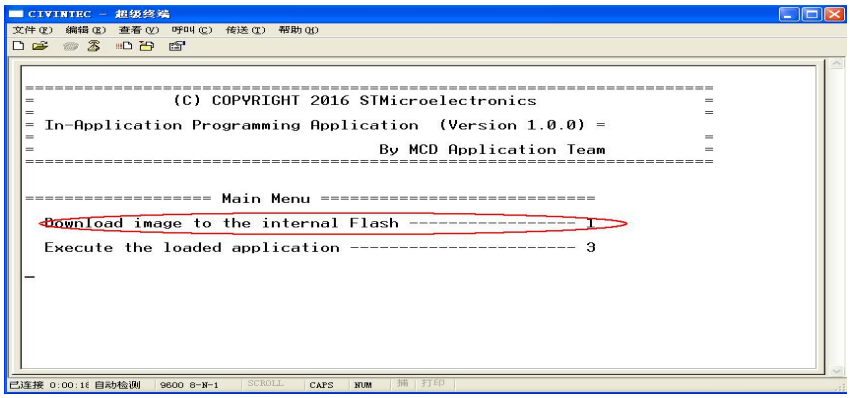

Add: F17, 1703, Headquarters Economic Center Building, Zhonghaixin Science & Technology Park, Bu Lan Road, Shenzhen, China 518112
Tel: +86 755 86117608 Fax: +86 755 86117428
Web: www.cv-it.com Email: sales@cv-it.com

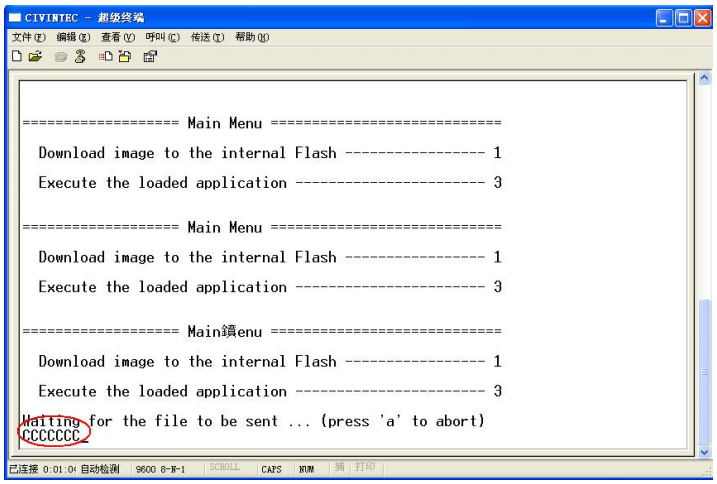

Step6: Click the button with red circle：

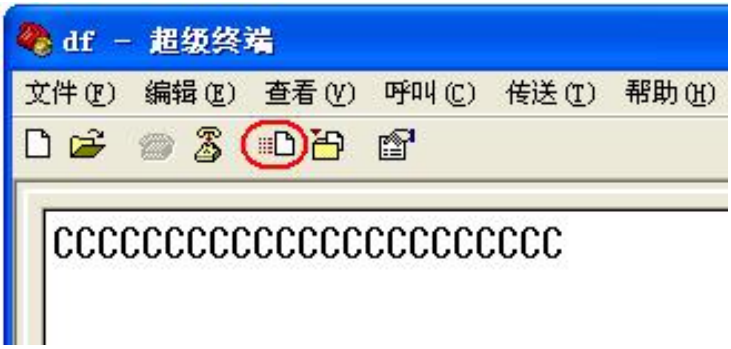

Step7: Choose protocol “Ymodem”, click “Browse” button to search for the file you need download, then click “Send” button,:

Note：Firmware document must be BIN document.

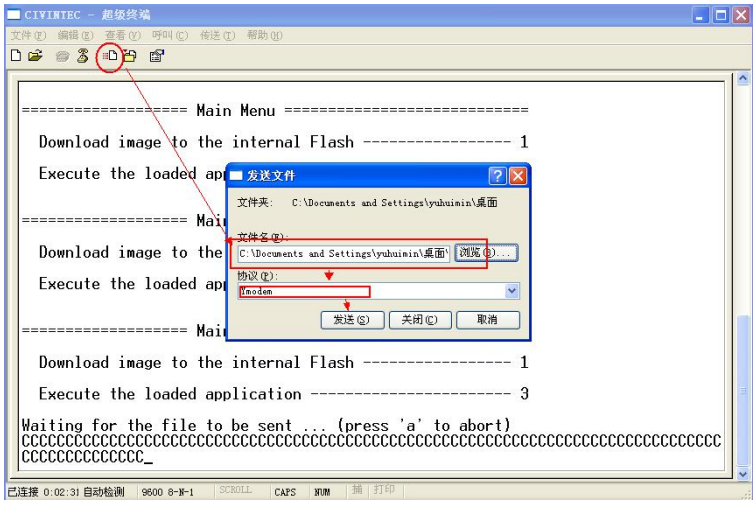

Program is downloading, please wait…….

CiVinTec Global Co., Limited

Add: F17, 1703, Headquarters Economic Center Building, Zhonghaixin Science & Technology Park, Bu Lan Road, Shenzhen, China 518112
Tel: +86 755 86117608 Fax: +86 755 86117428
Web: www.cv-it.com Email: sales@cv-it.com

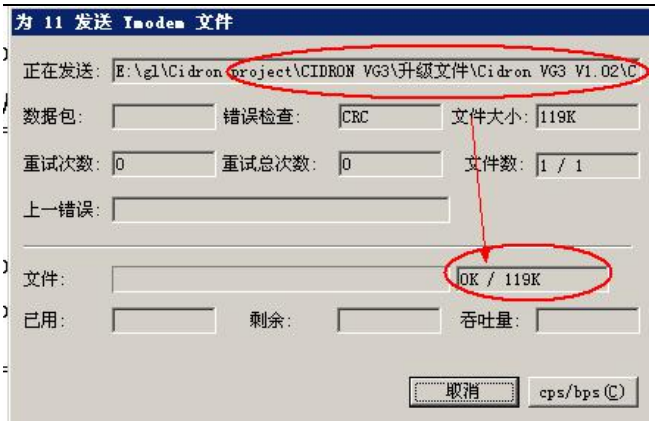

Step8: When download completed, software will also show successful and Card reader will restart

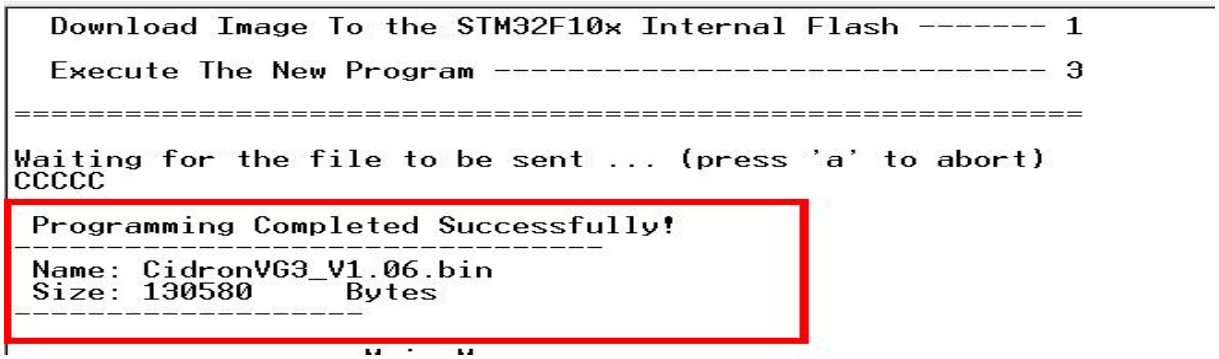

FCC Statement

This device complies with part 15 of the FCC Rules. Operation is subject to the following two conditions: (1) This device may not cause harmful interference, and (2) this device must accept any interference received, including interference that may cause undesired operation.

Any Changes or modifications not expressly approved by the party responsible for compliance could void the user's authority to operate the equipment.

Note: This equipment has been tested and found to comply with the limits for a Class B digital device, pursuant to part 15 of the FCC Rules. These limits are designed to provide reasonable protection against harmful interference in a residential installation. This equipment generates uses and can radiate radio frequency energy and, if not installed and used in accordance with the instructions, may cause harmful interference to radio communications. However, there is no guarantee that interference will not occur in a particular installation. If this equipment does cause harmful interference to radio or television reception, which can be determined by turning the equipment off and on, the user is encouraged to try to correct the interference by one or more of the following measures:

-Reorient or relocate the receiving antenna.

-Increase the separation between the equipment and receiver.

-Connect the equipment into an outlet on a circuit different from that to which the receiver is connected.

-Consult the dealer or an experienced radio/TV technician for help.