NANFU

Wireless Charger

User Manual

EAC012

Introduction

NANFU Wireless Charger is an intelligent wireless charging product compatible with mobile phones and devices that conform to the Qi standard, and it provides users with safe and convenient wireless charging experience.

Outlook

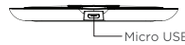

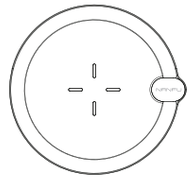

The pictures above are for illustration only.
The final product shall prevail.

Applicable devices

1. Mobile phones with built-in wireless charging receivers, such as iPhone 8, iPhone 8 plus, iPhone X, SAMSUNG S7, SAMSUNG S8 and SAMSUNG Note 8, etc.

2. Other mobile phones provided with an external receiver. (Note: these receivers shall be compatible with the WPC Qi standard)

Instruction

1. Connect a power adapter or mobile power bank with the wireless charger using a USB cable (as shown in the figure below).

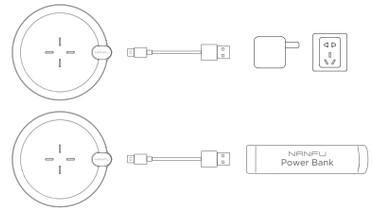

2. Align the mobile phone on the center of the charger pad and keep the phone flat.

3. After the phone is fully charged, the CoolPower Wireless Phone Charger will reduce the current and output power automatically to protect the phone.

4. The operating status of the LED indicator is as follows:

a. Standby: the Green light flickers for 5s and goes out;

b. Charging: the Green light flickers for 1s and goes out;

c. Charge complete: the Green light goes out;

d. Malfuction: the Green light flickers quickly.

Part list

Charger pad*1 USB cable*1 User manual*1

Specifications

Input voltage/current: 5V=2A Or 9V=1.8A

Charging efficiency: ≥70%

Transmission distance: ≥8mm

Operating frequency: 111~200KHz

Executive standard: GB4943.1-2011

Charging mode: electromagnetic induction

Charging type: one-to-one charging in corresponding area

Precautions

1. Do not place any metal products between the wireless charger and the phone being charged.

2. Please use a power adapter with an output of 5V 2A or 9V 1.8A and four-core cables to ensure the effect.

3. Please power off the charger pad before cleaning.

4. Please keep the ambient temperature within 0-45 C.

5. Do not use the product at the place where it is easy to fall down to prevent from damage.

6. Do not disassemble or modify the product.

"Table of hazardous substances' name and concentration"

Homogeneous materials	Hazardous substances					
	Lead (Pb)	Mercury (Hg)	Cadmium (Cd)	Hexavalent chromium (Cr)	Polybrominated biphenyls (PBB)	Polybrominated diphenyl ethers (PBDE)
PCB	X	O	O	O	O	O
Solder (Soder)	X	O	O	O	O	O
Connector	O	O	O	O	O	O
Plug	O	O	O	O	O	O
Shell	O	O	O	O	O	O
Rubber	O	O	O	O	O	O
Screw	X	O	O	O	O	O
Cable material	O	O	O	O	O	O
Packing material	O	O	O	O	O	O

This table is prepared according to the provisions specified in SF/T 11364.

O: means that the content of the hazardous substance in all homogeneous materials of this component is below the limit requirements specified in GB/T 26572.

X: means that the content of the hazardous substance at least in a certain homogeneous material of this component exceeds the limit requirements specified in GB/T 26572.

Warranty Card

Name		Purchase date	
Address			
Model		Color	
Product No		Invoice No	
Distributor (Signature and Seal)			

Warranty period	Contents	Remarks

Note: The warranty scope and period listed in this card shall be followed. Local distributors will provide warranty services only with the purchase invoice and the warranty card. The card is invalid if it is altered or lost. Please contact us directly if the distributor is not available or has moved.

Fujian Nanping Nanfu Battery Co., Ltd.
No. 109 Industrial Road, Nanping City, Fujian
Zip Code: 353000
Service hotline: (+86)400-8873599

FCC STATEMENT :

This device complies with Part 15 of the FCC Rules. Operation is subject to the following two conditions:
(1) This device may not cause harmful interference, and
(2) This device must accept any interference received, including interference that may cause undesired operation.
Warning: Changes or modifications not expressly approved by the party responsible for compliance could void the user's authority to operate the equipment.

NOTE: This equipment has been tested and found to comply with the limits for a Class B digital device, pursuant to Part 15 of the FCC Rules. These limits are designed to provide reasonable protection against harmful interference in a residential installation. This equipment generates uses and can radiate radio frequency energy and, if not installed and used in accordance with the instructions, may cause harmful interference to radio communications. However, there is no guarantee that interference will not occur in a particular installation. If this equipment does cause harmful interference to radio or television reception, which can be determined by turning the equipment off and on, the user is encouraged to try to correct the interference by one or more of the following measures:

Reorient or relocate the receiving antenna.

Increase the separation between the equipment and receiver.

Connect the equipment into an outlet on a circuit different from that to which the receiver is connected.

Consult the dealer or an experienced radio/TV technician for help.

FCC Radiation Exposure Statement:

This equipment complies with FCC radiation exposure limits set forth for an uncontrolled environment. This equipment should be installed and operated with minimum distance 20cm between the radiator & your body.