FCC PART 15 SUBPART C TEST REPORT

for

Wireless Stereo Headset

Model No.: BT1016-XX

FCC ID: 2AQ5M-T200

of

Applicant: Fortune Grand Technology Inc.
Address: No.350, Shanying Rd., Guishan Dist., Taoyuan City 333, Taiwan

Tested and Prepared

by

Worldwide Testing Services (Taiwan) Co., Ltd.

FCC Registration No.: TW1477, TW0020, TW1072

Industry Canada filed test laboratory Reg. No. IC 5679A-1, IC 5107A-1

A2LA Accredited No.: 2732.01

Report No.: W6M21810-18520-C-1

6F, NO. 58, LANE 188, RUEY-KUANG RD., NEIHU TAIPEI 114, TAIWAN, R.O.C.
TEL: 886-2-66068877 FAX: 886-2-66068879 E-mail: wts@wts-lab.com

TABLE OF CONTENTS

1 GENERAL INFORMATION 2
1.1 Notes 2
1.2 Testing laboratory 3
1.2.1 Location 3
1.2.2 Details of accreditation status 3
1.3 Details of approval holder 3
1.4 Application details 4
1.5 General information of Test item 4
1.6 Test standards 5
2 TECHNICAL TEST 6
2.1 Summary of test results 6
2.2 Test environment 6
2.3 Test Equipment List 7
2.4 General Test Procedure 10
3 TEST RESULTS (ENCLOSURE) 12
3.1 Peak Output Power (transmitter) 13
3.2 RF Exposure Compliance Requirements 20
3.3 Out of Band Radiated Emissions 20
3.4 Transmitter Radiated Emissions in restricted Bands 21
3.5 Spurious emissions (tx) 22
3.6 Carrier Frequency Separation 24
3.7 Number of Hopping Frequencies 28
3.7.1 Pseudorandom Frequency Hopping Sequence 32
3.7.2 Coordination of hopping sequences to other transmitters 32
3.7.3 System Receiver Hopping Capability 32
3.8 Time of Occupancy (Dwell Time) 33
3.9 20dB Bandwidth 43
3.9.1 System Receiver Input Bandwidth 49
3.10 Band-edge Compliance of RF Emissions 50
3.11 Radiated Emissions from Digital Part 59
3.12 Power Line Conducted Emission 60
APPENDIX 62

1 General Information

1.1 Notes

The purpose of conformity testing is to increase the probability of adherence to the essential requirements or conformity specifications, as appropriate.
The complexity of the technical specifications, however, means that full and thorough testing is impractical for both technical and economic reasons.
Furthermore, there is no guarantee that a test sample which has passed all the relevant tests conforms to a specification.
Neither is there any guarantee that such a test sample will interwork with other genuinely open systems.
The existence of the tests nevertheless provides the confidence that the test sample possesses the qualities as maintained and that is performance generally conforms to representative cases of communications equipment.

The test results of this test report relate exclusively to the item tested as specified in 1.5.
The test report may only be reproduced or published in full.
Reproduction or publication of extracts from the report requires the prior written approval of the Worldwide Testing Services(Taiwan) Co., Ltd.

Tester:

Date	WTS-Lab.	Name	Signature
November 14, 2018		Rick Chen	Rick Chen.

Technical responsibility for area of testing:

Date	WTS	Name	Signature
November 14, 2018		Kevin Wang	Kevin Wang

Registration number: W6M21810-18520-C-1
FCC ID: 2AQ5M-T200

1.2 Testing laboratory

1.2.1 Location

OATS
No.5-1, Lishui, Shuang Sing Village,
Wanli Dist., New Taipei City 207,
Taiwan (R.O.C.)
3 meter semi-anechoic chamber
No.35, Aly. 21, Ln. 228, Ankang Rd., Neihu Dist., Taipei City 114, Taiwan (R.O.C.)
TEL:886-2-6613-0228
FAX:886-2-2791-5046

Company
Worldwide Testing Services(Taiwan) Co., Ltd.
6F, NO. 58, LANE 188, RUEY-KUANG RD.
NEIHU, TAIPEI 114, TAIWAN R.O.C.
Tel : 886-2-66068877
Fax : 886-2-66068879

1.2.2 Details of accreditation status

Accredited testing laboratory
A2LA accredited number: 2732.01
FCC filed test laboratory Reg. No. TW1477, TW0020, TW1072
Industry Canada filed test laboratory Reg. No. IC 5679A-1, IC 5107A-1

Test location, where different from Worldwide Testing Services (Taiwan) Co., Ltd. :

Name:	./.
Accredited number:	./.
Street:	./.
Town:	./.
Country:	./.
Telephone:	./.
Fax:	./.

1.3 Details of approval holder

Name:	Fortune Grand Technology Inc.
Street:	No.350, Shanying Rd., Guishan Dist.,
Town:	Taoyuan City 333,
Country:	Taiwan
Telephone:	886-3-3195689
Fax:	886-3-3293329

1.4 Application details

Date of receipt of test item: October 24, 2018
Date of test: from October 25, 2018 to November 14, 2018

1.5 General information of Test item

Type of test item: Wireless Stereo Headset

Model Number: BT1016-XX

Multi-listing model number: T200-XX

Photos: see Annex

Technical data
Frequency band: 2402 - 2480 MHz
Frequency (ch A): 2402 MHz
Frequency (ch B): 2441MHz
Frequency (ch C): 2480 MHz

Transmitter **Unom**

L
Normal Mode
Power (ch 0): Conducted: 1.32 dBm
Power (ch 39): Conducted: 1.33 dBm
Power (ch 78): Conducted: -1.11 dBm

EDR Mode
Power (ch 0): Conducted: 2.54 dBm
Power (ch 39): Conducted: 2.56 dBm
Power (ch 78): Conducted: 0.61 dBm

R
Normal Mode
Power (ch 0): Conducted: -10.23 dBm
Power (ch 39): Conducted: -9.98 dBm
Power (ch 78): Conducted: -11.78 dBm

EDR Mode
Power (ch 0): Conducted: -7.90 dBm
Power (ch 39): Conducted: -6.81 dBm
Power (ch 78): Conducted: -8.67 dBm

Power supply: Charging case: 3.7Vd.c., 360mAh, 1.33Wh / USB: 5Vd.c. / Battery: 3.7Vd.c., 50mAh, 0.19Wh

Registration number: W6M21810-18520-C-1
FCC ID: 2AQ5M-T200

Operation modes: Duplex

Modulation Type: GFSK、π / 4DQPSK、8DPSK

Antenna Type: Ceramic Antenna

Antenna gain: 2 dBi

Host device: none

Classification:

Fixed Device	☐
Mobile Device (Human Body distance ＞ 20cm)	☐
Portable Device (Human Body distance ＜ 20cm)	■
Modular Radio Device	☐

Manufacturer: (if applicable)

(1)Name: Fortune Grand Technology Inc.
Street: No.350, Shanying Rd., Guishan Dist.,
Town: Taoyuan City 333,
Country: Taiwan

(2)Name: Dong Guan Fortune Grand Electric Co., Ltd
Street: No. 12, Shunxing 5th Rd., the 2nd Industrial Zone, Dajingtou,
Town: Dalang Town, Dongguan City, Guangdong Province,
Country: P.R.C.

Additional information: ./.

1.6 Test standards

Technical standard : FCC RULES PART 15 SUBPART C § 15.247 (2017-10)

Special Statement

1. This test report is valid in connection to the model has been tested, any modification to the product which is different from the test model will avoid the certification of the test report.
2. This test report shall always be duplicated in full pages unless the written approval of the testing laboratory is obtained.
3. The X in the model number is representing different selling regions and colors.

2 Technical test

2.1 Summary of test results

No deviations from the technical specification(s) were ascertained in the course of the tests performed. ☒

or

The deviations as specified in 3 were ascertained in the course of the tests performed. ☐

2.2 Test environment

Temperature: 23 ºC

Relative humidity content: 20 ... 75 %

Air pressure: 86 ... 103 kPa

Details of power supply: Charging case: 3.7Vd.c., 360mAh, 1.33Wh / USB: 5Vd.c. / Battery: 3.7Vd.c., 50mAh, 0.19Wh

Extreme conditions parameters: test voltage : -- extreme
min : -- V
max : -- V

Test item Name	Uncertainty
Estimation Result of Uncertainty of Conducted Emission	Expanded Uncertainty：1.54 dB
Estimation Result of Uncertainty of Radiated Emission(3M)	Expanded Uncertainty： 0.009-30 MHz：2.17 dB 30-1000 MHz：3.57 dB 1-18 GHz：2.60 dB 18-40 GHz：2.58 dB
Estimation Result of Uncertainty of Bandwidth Measurement 20 dB Bandwidth, Occupied bandwidth, Channel bandwidth, Necessary Bandwidth	Expanded Uncertainty：0.45 kHz
Estimation Result of Uncertainty of Conducted Output Power Measurement Output power	Expanded Uncertainty：1.01 dB
Estimation Result of Uncertainty of Power Density Measurement Power density	Expanded Uncertainty：1.73 dB
Estimation Result of Uncertainty of Band Edge Measurement	Expanded Uncertainty：0.98 dBc
Estimation Result of Uncertainty of Frequency Separation Measurement Hopping channel separation	Expanded Uncertainty：552.91 Hz
Estimation Result of Uncertainty of Duty Cycle Measurement Dwell time	Expanded Uncertainty：0.099 ms

2.3 Test Equipment List

No.	Test equipment	Type	Serial No.	Manufacturer	Cal. Date	Next Cal. Date
ETSTW-CE 001	EMI TEST RECEIVER	ESHS10	842121/013	R&S	2018/5/30	2019/5/29
ETSTW-CE 003	AC POWER SOURCE	APS-9102	D161137	GW	Function Test	
ETSTW-CE 004	ZWEILEITER-V-NETZNACHBILDUNG TWO-LINE V-NETWORK	ESH3-Z5	840731/011	R&S	2018/11/1	2019/10/31
ETSTW-CE 006	IMPULSBEGRENZER PULSE LIMITER	ESH3-Z2	100226	R&S	2018/8/21	2019/8/20
ETSTW-CE 008	HF-EICHLEITUNG RF STEP ATTENUATOR 139dB DPSP	334.6010.02	844581/024	R&S	Function Test	
ETSTW-CE 009	TEMP.&HUMIDITY CHAMBER	GTH-225-40-1P-U	MAA0305-009	GIANT FORCE	2018/7/13	2019/7/12
ETSTW-CE 016	TWO-LINE V-NETWORK	ENV216	100050	R&S	2018/9/25	2019/9/24
ETSTW-CE 028	MXE EMI Receiver	N9038A	MY53220110	Agilent	2018/7/16	2019/7/15
ETSTW-RE 003	EMI TEST RECEIVER	ESI 26	831438/001	R&S	2018/5/30	2019/5/29
ETSTW-RE 004	EMI TEST RECEIVER	ESI 40	832427/004	R&S	2018/5/21	2019/5/20
ETSTW-RE 012	TUNABLE BANDREJECT FILTER	D.C 0309	146	K&L	Function Test	
ETSTW-RE 013	TUNABLE BANDREJECT FILTER	D.C 0336	397	K&L	Function Test	
ETSTW-RE 018	MICROWAVE HORN ANTENNA	AT4560	27212	AR	2018/7/13	2019/7/12
ETSTW-RE 027	Passive Loop Antenna	6512	00034563	ETS-Lindgren	2018/7/12	2019/7/11
ETSTW-RE 030	Double-Ridged Guide Horn Antenna	3117	00035224	ETS-Lindgren	2018/3/26	2019/3/25
ETSTW-RE 042	Biconical Antenna	HK116	100172	R&S	2018/1/23	2019/1/22
ETSTW-RE 043	Log-Periodic Dipole Antenna	HL223	100166	R&S	2018/4/13	2019/4/12
ETSTW-RE 044	Log-Periodic Antenna	HL050	100094	R&S	2018/4/26	2019/4/25
ETSTW-RE 045	ESA-E SERIES SPECTRUM ANALYZER	E4404B	MY45111242	Agilent	Pre-test Use	
ETSTW-RE 050	Attenuator 10dB	50HF-010-1	None	JFW	2018/3/1	2019/2/28
ETSTW-RE 051	Attenuator 6dB	50HF-006-1	None	JFW	2018/3/1	2019/2/28
ETSTW-RE 053	Attenuator 3dB	50HF-003-1	None	JFW	2018/3/1	2019/2/28
ETSTW-RE 055	SPECTRUM ANALYZER	FSU 26	200074	R&S	2018/3/6	2019/3/5
ETSTW-RE 060	Attenuator 30dB	5015-30	F651012z-01	ATM	2018/3/1	2019/2/28
ETSTW-RE 062	Amplifier Module	CHC 2	None	KMIC	2018/3/30	2019/3/29
ETSTW-RE 064	Bluetooth Test Set	MT8852B-042	6K00005709	Anritsu	Function Test	
ETSTW-RE 069	Double-Ridged Guide Horn Antenna	3117	00069377	ETS-Lindgren	Function Test	
ETSTW-RE 072	CELL SITE TEST SET	8921A	3339A00375	HP	2018/9/17	2019/9/16
ETSTW-RE 088	SOLID STATE AMPLIFIER	KMA180265A01	99057	KMIC	2018/9/18	2019/9/17
ETSTW-RE 091	Match Pad	MDCS1500	None	WOKEN	2018/4/16	2019/4/15
ETSTW-RE 099	DC Block	50DB-007-1	None	JFW	2018/2/23	2019/2/22
ETSTW-RE 112	AC POWER SOURCE	TFC-1005	T-0A023536	T-Power	Function test	
ETSTW-RE 115	2.4GHz Notch Filter	N0124411	473874	MICROWAVE CIRCUITS	2018/1/15	2019/1/14
ETSTW-RE 120	RF Player	MP9200	MP9210-111022	ADIVIC	Function test	

ETSTW-RE 122	SIGNAL GENERATOR	SMF100A	102149	R&S	2018/5/29	2019/5/28
ETSTW-RE 125	5GHz Notch filter	5NSL11-5200/E221.3-O/O	1	K&L Microwave	2018/8/8	2019/8/7
ETSTW-RE 126	5GHz Notch filter	5NSL12-5800/E221.3-O/O	1	K&L Microwave	2018/8/8	2019/8/7
ETSTW-RE 127	RF Switch Box	RFS-01	None	WTS	2018/2/27	2019/2/26
ETSTW-RE 128	5.3GHz Notch filter	N0153001	SN487233	Microwave Circuits	2018/8/8	2019/8/7
ETSTW-RE 129	5.5GHz Notch filter	N0555984	SN487234	Microwave Circuits	2018/8/8	2019/8/7
ETSTW-RE 130	Handheld RF Spectrum Analyzer	N9340A	CN0147000204	Agilent	Pre-test Use	
ETSTW-RE 142	Amplifier	8447D	2805A03378	Agilent	2018/3/30	2019/3/29
ETSTW-RE 147	Bi-log Hybrid Antenna	MCTD 2786B	BLB16M04005	ETC	2018/3/23	2019/3/22
ETSTW-RE 151	Thermohygrometer	608-h1	45104376	TESTO	2018/8/17	2019/8/16
ETSTW-EMI 011	USB Compact Modulator	SFC-U	101689	R&S	2018/5/10	2019/5/9
ETSTW-EMS 008	Exposure Level Tester	ELT-400	G-0009	Narda	2018/7/17	2019/7/16
ETSTW-GSM 002	Universal Radio Communication Tester	CMU 200	109439	R&S	2018/2/27	2019/2/26
ETSTW-GSM 003	Radio Communication Analyzer	MT8820C	6201342073	Anritsu	2018/3/2	2019/3/1
ETSTW-GSM 004	Wideband Radio Communication Tester	CMW500	128092	R&S	2018/10/19	2019/10/18
ETSTW-GSM 019	Band Reject Filter	WRCTF824/849-822/851-40 /12+9SS	3	WI	2018/1/11	2019/1/10
ETSTW-GSM 020	Band Reject Filter	WRCD1747/1748-1743/1752-32/5SS	1	WI	2018/1/11	2019/1/10
ETSTW-GSM 021	Band Reject Filter	WRCD1879.5/1880.5-1875.5/1884.5-32/5SS	3	WI	2018/1/11	2019/1/10
ETSTW-GSM 022	Band Reject Filter	WRCT901.9/903.1-904.25-50/8SS	1	WI	2018/1/11	2019/1/10
ETSTW-GSM 023	Power Divider	4901.19.A	None	SUHNER	2018/9/12	2019/9/11
ETSTW-GSM 024	Radio Communication Analyzer	MT8821C	None	Anritsu	2018/3/7	2019/3/6
ETSTW-GSM 025	Band Reject Filter	BRM19835	001	Micro-Tronics	2018/8/9	2019/8/8
ETSTW-Cable 011	SMA to N type Cable	RGU-400	None	THERMAX	Pre-test Use NCR	
ETSTW-Cable 016	BNC Cable	Switch Box	B Cable 1	Schwarz beck	2018/2/22	2019/2/21
ETSTW-Cable 017	BNC Cable	X Cable	B Cable 2	Schwarz beck	2018/2/22	2019/2/21
ETSTW-Cable 018	BNC Cable	Y Cable	B Cable 3	Schwarz beck	2018/2/22	2019/2/21
ETSTW-Cable 019	BNC Cable	Z Cable	B Cable 4	Schwarz beck	2018/2/22	2019/2/21
ETSTW-Cable 020	N TYPE Cable	OATS Cable 1	N30N30-L335-15M	JYE BAO CO.,LTD.	2018/7/2	2019/7/1
ETSTW-Cable 026	Microwave Cable	SUCOFLEX 104	279075	HUBER+SUHNER	2018/2/27	2019/2/26
ETSTW-Cable 027	Microwave Cable	SUCOFLEX 104	279083	HUBER+SUHNER	2018/5/14	2019/5/13
ETSTW-Cable 028	Microwave Cable	FA147A0015M2020	30064-2	UTIFLEX	2018/9/18	2019/9/17
ETSTW-Cable 029	Microwave Cable	FA147A0015M2020	30064-3	UTIFLEX	2018/9/18	2019/9/17
ETSTW-Cable 030	Microwave Cable	SUCOFLEX 104（S_Cable 9）	279067	HUBER+SUHNER	2018/2/27	2019/2/26
ETSTW-Cable 031	Microwave Cable	SUCOFLEX 104（S_Cable 10）	238092	HUBER+SUHNER	2018/3/30	2019/3/29
ETSTW-Cable 043	Microwave Cable	SUCOFLEX 104	317576	HUBER+SUHNER	2018/3/30	2019/3/29
ETSTW-Cable 048	Microwave Cable	SUCOFLEX 104	325519	HUBER+SUHNER	2018/3/30	2019/3/29
ETSTW-Cable 058	Microwave Cable	SUCOFLEX 104	none	HUBER+SUHNER	2018/6/9	2019/6/8
ETSTW-Cable 064	Microwave Cable	SUCOFLEX 104	MY28891	HUBER+SUHNER	2018/3/30	2019/3/29

ETSTW-Cable 066	SMA type cable	32022	None	ASTROLAB	2018/8/30	2019/8/29
ETSTW-Cable 071	N TYPE CABLE	EMCCFD400-NM-NM-25000	170239	EMCI	2018/6/9	2019/6/8
WTSTW-SW 002	EMI TEST SOFTWARE	EZ_EMC	None	Farad	Version ETS-03A1	
WTSTW-SW 006	EMI TEST SOFTWARE	e3	None	AUDIX	Version 9.161014	
WTSTW-SW 008	Signal studio	Agilent	None	AUDIX	Version 2.0.0.1	

2.4 General Test Procedure

POWER LINE CONDUCTED INTERFERENCE: The procedure used was ANSI STANDARD C63.10-2013 6.2 using a LISN (if necessary). Both lines were observed. The bandwidth of the spectrum analyzer was 10 kHz with an appropriate sweep speed.

RADIATION INTERFERENCE: The test procedure used was according to ANSI STANDARD C63.10-2013 6.3 employing a spectrum analyzer. For investigated frequency is equal to or below 1GHz, the RBW and VBW of the spectrum analyzer was 100 kHz and 100kHz respectively with an appropriate sweep speed. For investigated frequency is above 1GHz, both of RBW and VBW of the spectrum analyzer were 1 MHz with an appropriate sweep speed. The analyzer was calibrated in dB above a microvolt at the output of the antenna. The ambient. temperature of the UUT was 23°C with a humidity of 40 %.

FORMULA OF CONVERSION FACTORS: The Field Strength at 3m was established by adding the meter reading of the spectrum analyzer (which is set to read in units of dBμV) to the antenna correction factor supplied by the antenna manufacturer. The antenna correction factors are stated in terms of dB.

Example:

Freq (MHz)	METER READING + ACF + CABLE LOSS (to the receiver) = FS
33	20 dBμV + 10.36 dB + 6 dB = 36.36 dBμV/m @3m

The EUT was placed on a table 80 cm high and with dimensions of 1m by 1.5m (non metallic table) and arranged according to ANSI C63.10-2013 6.2.2. The table used for radiated measurements is capable of continuous rotation. The spectrum was scanned from 30 MHz to the frequency specified as follows:

(1) If the intentional radiator operates below 10 GHz: to the tenth harmonic of the highest fundamental frequency or to 40 GHz, whichever is lower.
(2) If the intentional radiator operates at or above 10 GHz and below 30 GHz: to the fifth harmonic of the highest fundamental frequency or to 100 GHz, whichever is lower.
(3) If the intentional radiator operates at or above 30 GHz: to the fifth harmonic of the highest fundamental frequency or to 200 GHz, whichever is lower, unless specified otherwise elsewhere in the rules.
(4) If the intentional radiator contains a digital device, regardless of whether this digital device controls the functions of the intentional radiator or the digital device is used for additional control or function purposes other than to enable the operation of the intentional radiator, the frequency range shall be investigated up to the range specified in paragraphs (a)(1)-(a)(3) of this section or the range applicable to the digital device, as shown in paragraph (b)(1) of this Section, whichever is the higher frequency range of investigation.

For hand-held devices, a exploratory test was performed with three (3) orthogonal planes to determine the highest emissions.
Measurements were made by Worldwide Testing Services(Taiwan) Co., Ltd. at the registered open field test site located No.5-1, Lishui, Shuang Sing Village, Wanli Dist., New Taipei City 207, Taiwan (R.O.C.). The Registration Number: **930600**.

When an emission was found, the table was rotated to produce the maximum signal strength. At this point, the antenna was raised and lowered from 1m to 4m. The antenna was placed in both the horizontal and vertical planes.

When the radiated emission limits are expressed in terms of the average value of the emission, and pulsed operation is employed, the measurement field strength shall be determined by averaging over one complete pulse train, including blanking intervals, as long as the pulse train does not exceed 0.1 seconds. As an alternative (provided the transmitter operates for longer than 0.1 seconds) or in cases where the pulse train exceeds 0.1 seconds, the measured field strength shall be determined from the average absolute voltage during a 0.1 second interval during which the field strength is at its maximum value.

The formula is as follows:
Average = Peak + Duty Factor
Duty Factor = 20 log (dwell time/T)
T = 100ms when the pulse train period is over 100 ms or the period of the pulse train.

Modified Limits for peak according to 15.35 (b) = Max Permitted average Limits + 20dB

ANSI STANDARD C63.10-2013 B.2.7: Any measurements that utilize special test software shall be indicated and referenced in the test report. During testing, test software 'EZ EMC' was used for setting up different operation modes.

3 Test results (enclosure)

TEST CASE	Para. Number	Required	Test passed	Test failed
Peak Output Power	15.247(b)	☒	☒	☐
Equivalent radiated Power	15.247(b)	☒	☒	☐
Spurious Emissions radiated – Transmitter operating	15.247(c)	☒	☒	☐
Spurious Emissions conducted – Transmitter operating	15.247	☐	☐	☐
Carrier Frequency Separation	15.247(a) (1)	☒	☒	☐
Number of Hopping Frequencies	15.247(a) (1)(i)	☒	☒	☐
Time of Occupancy (Dwell Time)	15.247(a) (1)(i)	☒	☒	☐
20 dB Bandwidth	15.247(a) (1)(i)	☒	☒	☐
Band-edge Compliance of RF Emission	15.247(d)	☒	☒	☐
Radiated Emission from Digital Part	15.109	☐	☐	☐
Power Line Conducted Emission	15.207(a)	☒	☒	☐

The follows is intended to leave blank.

3.1 Peak Output Power (transmitter)

FCC Rule: 15.247

This measurement applies to equipment with an integral antenna and to equipment with an antenna connector and equipped with an antenna as declared by the applicant.

The power was measured with modulation (declared by the applicant).

L
Normal mode

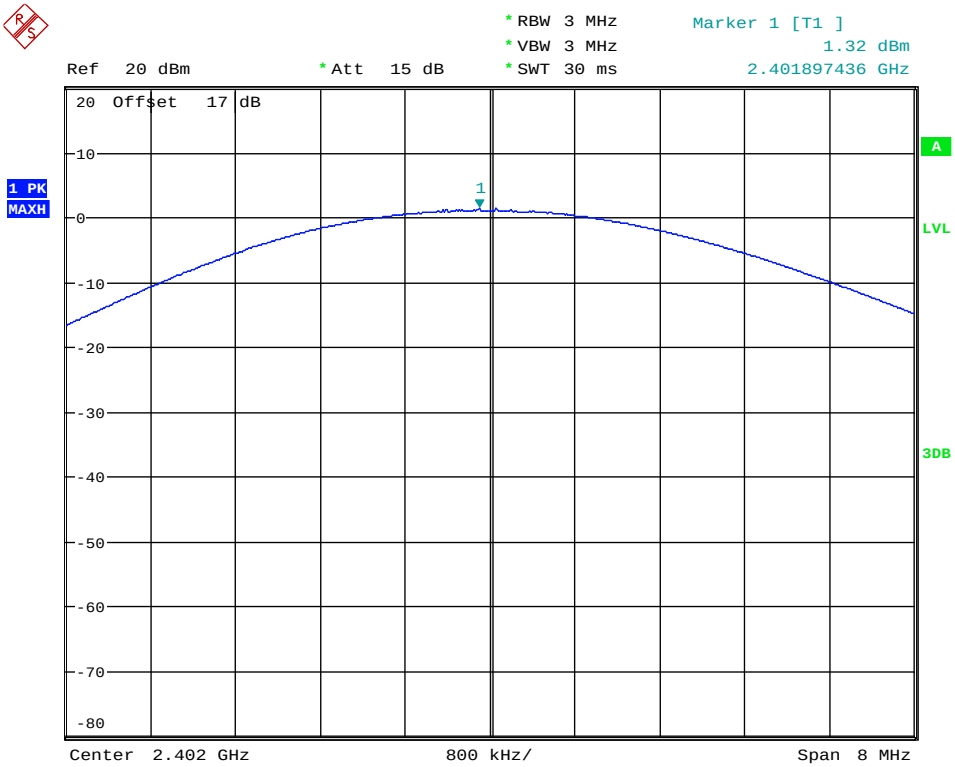

MAX OUTPUT POWER CH0

Date: 9.NOV.2018 14:48:34

Registration number: W6M21810-18520-C-1
FCC ID: 2AQ5M-T200

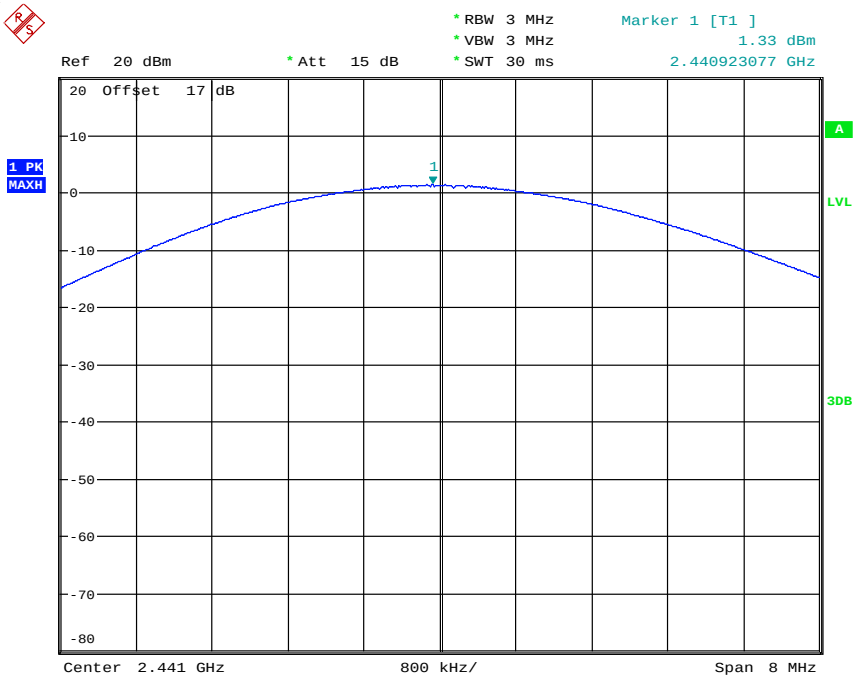

MAX OUTPUT POWER CH39
Date: 9.NOV.2018 14:49:06

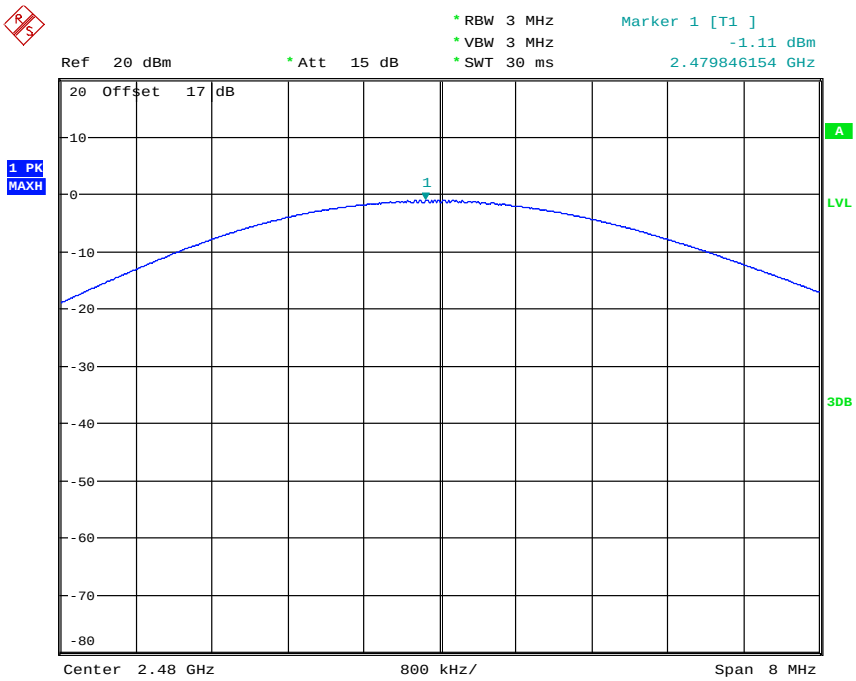

MAX OUTPUT POWER CH78
Date: 9.NOV.2018 14:49:26

Registration number: W6M21810-18520-C-1
FCC ID: 2AQ5M-T200
EDR mode

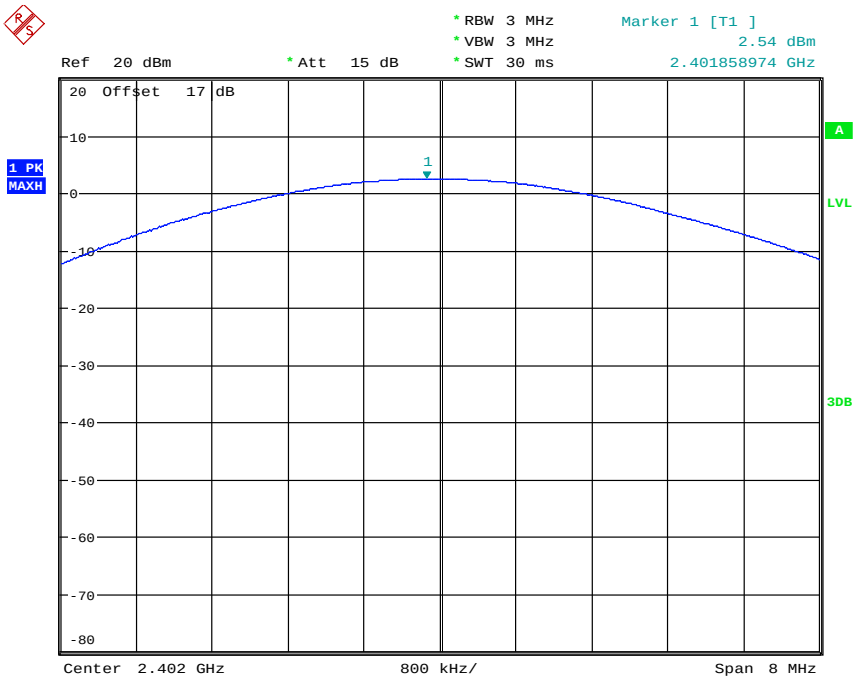

MAX OUTPUT POWER CH0 EDR MODE
Date: 9.NOV.2018 14:54:46

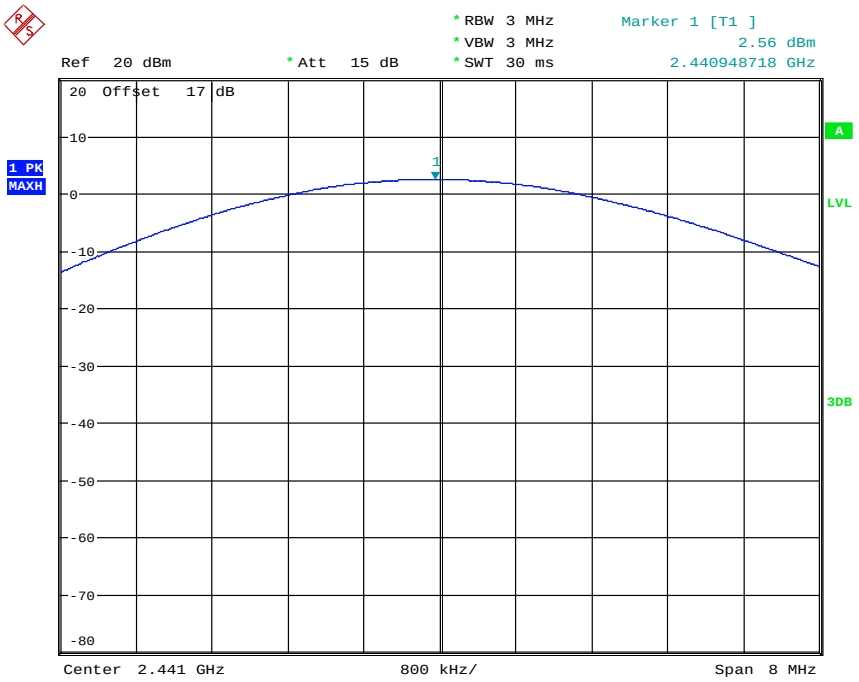

MAX OUTPUT POWER CH39 EDR MODE
Date: 9.NOV.2018 14:55:18

Registration number: W6M21810-18520-C-1
FCC ID: 2AQ5M-T200

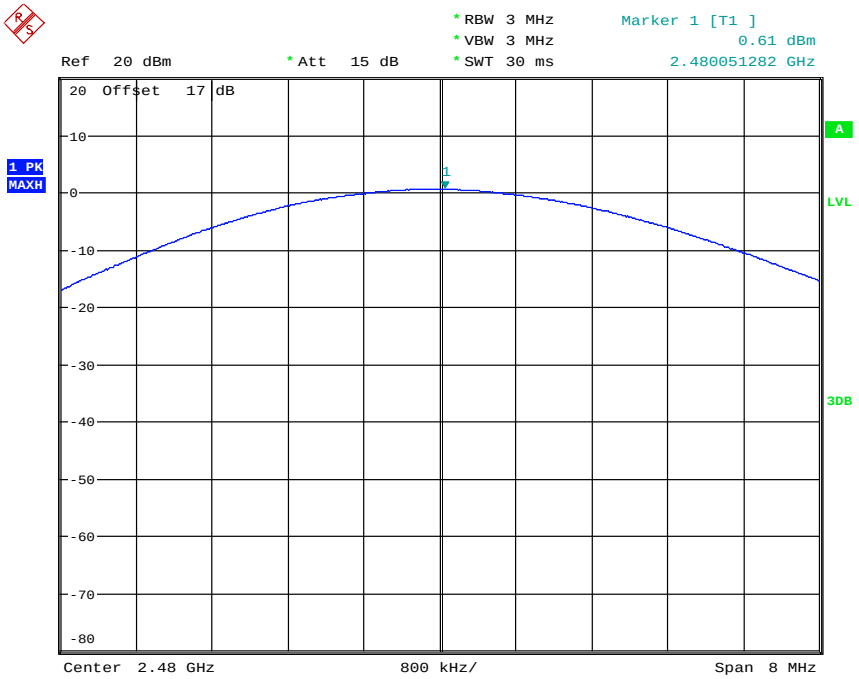

MAX OUTPUT POWER CH78 EDR MODE
Date: 9.NOV.2018 14:55:38

R
Normal mode

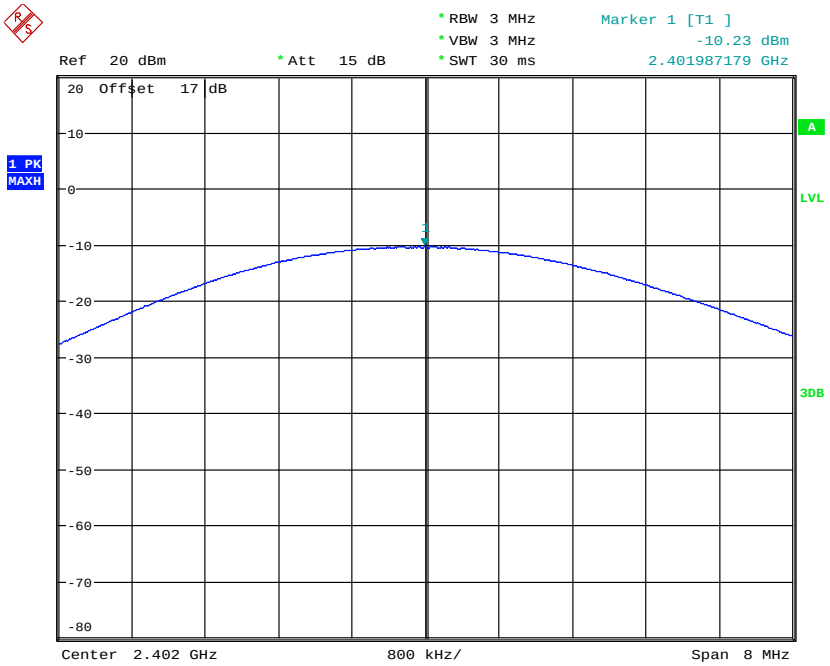

MAX OUTPUT POWER CH0
Date: 9.NOV.2018 15:32:58

Registration number: W6M21810-18520-C-1
FCC ID: 2AQ5M-T200

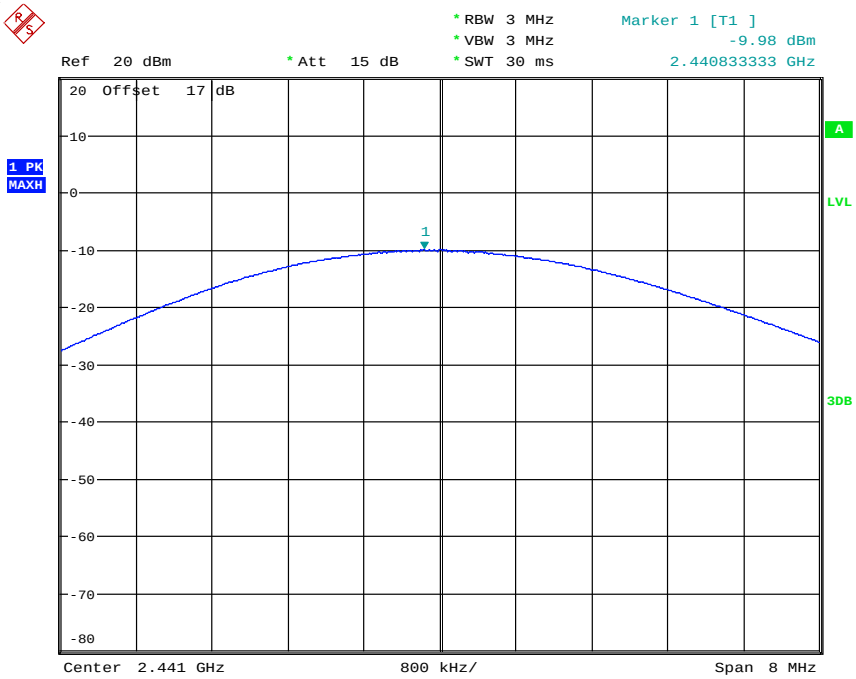

MAX OUTPUT POWER CH39
Date: 9.NOV.2018 15:33:30

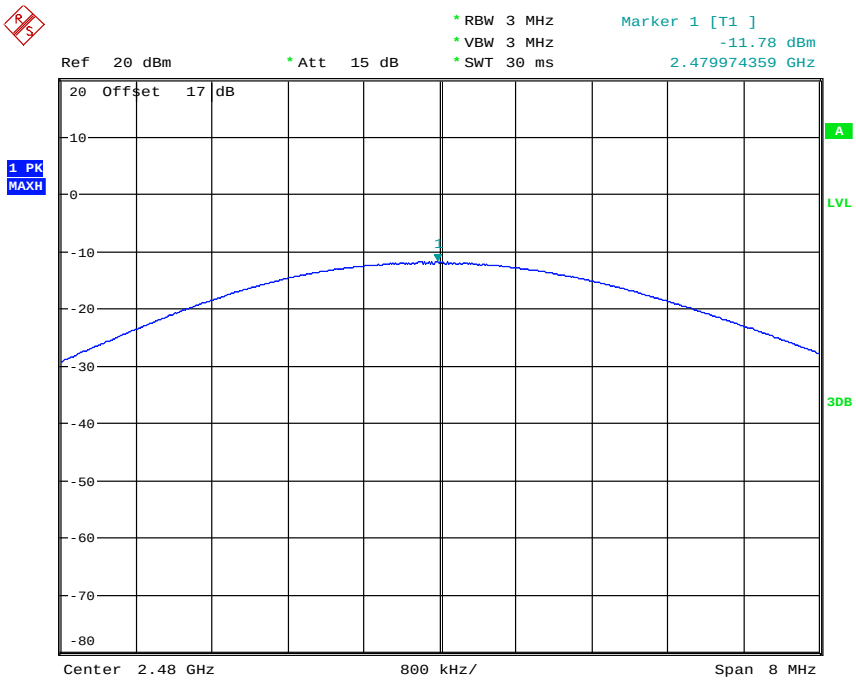

MAX OUTPUT POWER CH78
Date: 9.NOV.2018 15:33:50

Registration number: W6M21810-18520-C-1
FCC ID: 2AQ5M-T200
EDR mode

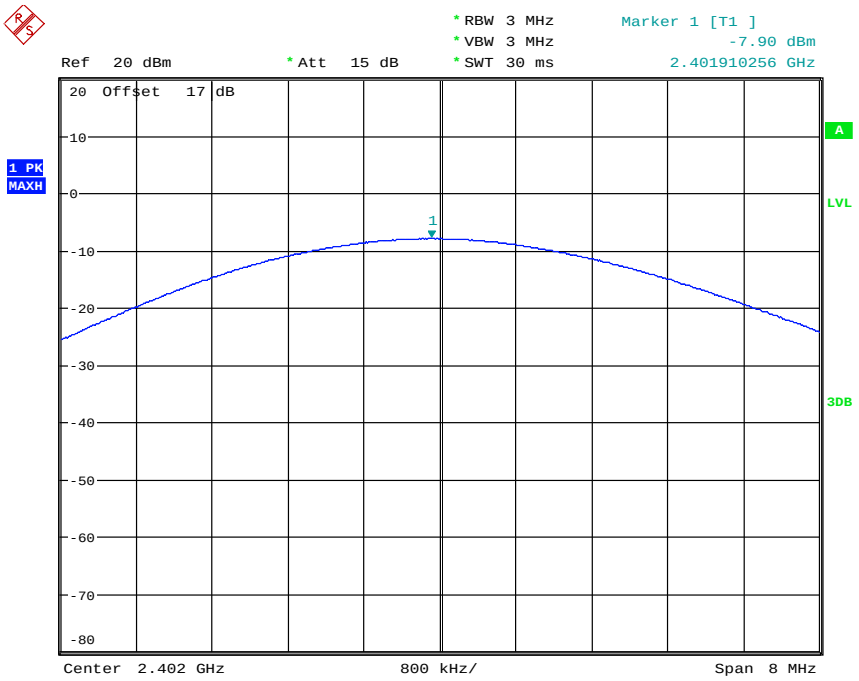

MAX OUTPUT POWER CH0 EDR MODE
Date: 9.NOV.2018 15:39:10

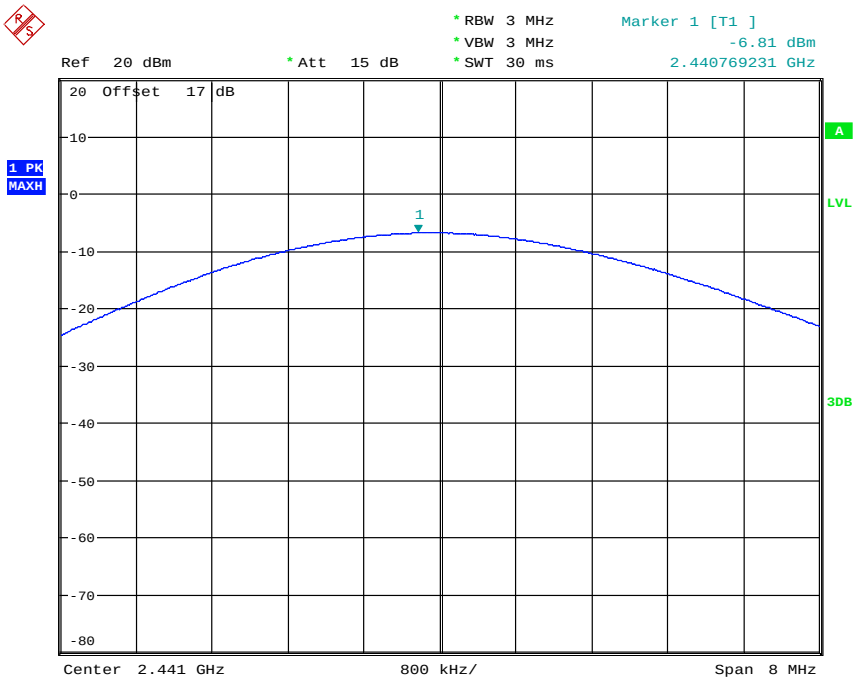

MAX OUTPUT POWER CH39 EDR MODE
Date: 9.NOV.2018 15:39:42

Registration number: W6M21810-18520-C-1
FCC ID: 2AQ5M-T200

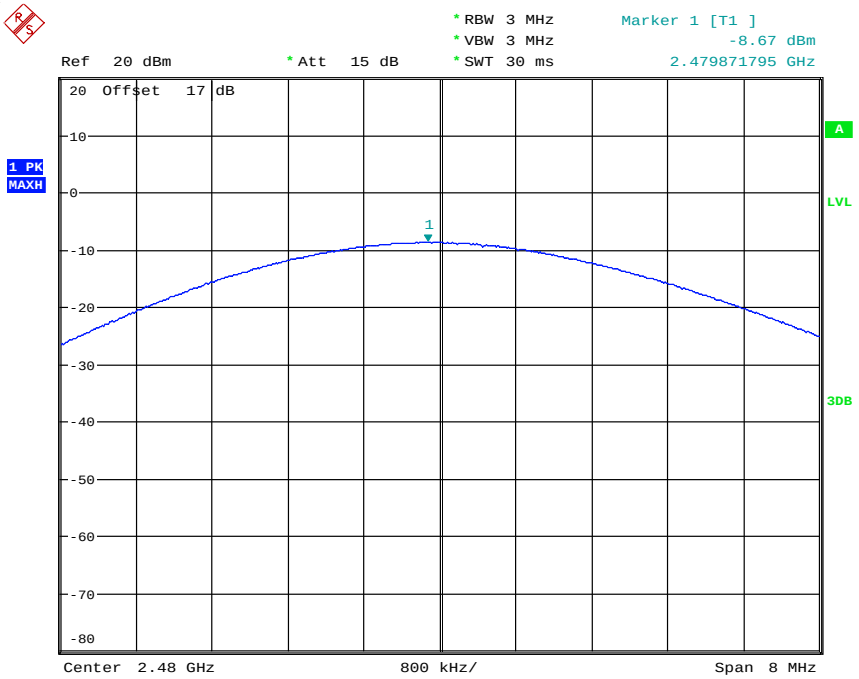

MAX OUTPUT POWER CH78 EDR MODE
Date: 9.NOV.2018 15:40:02

Maximum Peak Output Power

Limits:

Frequency MHz	Number of hopping channels			
	≥ 75	≥ 50	49 ≥ 25	74 ≥ 15
902-928	--	30 dBm	24 dBm	--
2400-2483.5 MHz	30 dBm	--	--	21 dBm
5725-5850 MHz	30 dBm	--	--	--

In case of employing transmitter antennas having antenna gain >dBi and using fixed poin-to point operation consider §15.247 (b)(4).

Test equipment used: ETSTW-RE 055, ETSTW-RE 050, ETSTW-RE 064

3.2 RF Exposure Compliance Requirements

According to Supplement C, Edition 01-01 to OET Bulletin 65, Edition 97-01 this spread spectrum transmitter is categorically excluded from routine environmental evaluation because of the low power level, where there is a high likelihood of compliance with RF exposure standards.
The antenna used for this Bluetooth transceiver module must not be co-located or operating in conjunction with any other antenna or transmitter.

3.3 Out of Band Radiated Emissions

FCC Rule: 15.247(c) , 15.35
For out of band emissions that are close to or that exceed the 20 dB attenuation requirement described in the specification, radiated measurements were performed at a 3 m separation distance to determine whether these emissions complied with the general radiated emission requirement.
Limits:
For frequencies below 1GHz :
Max. reading – 20 dB

Guidance on Measurement of FHSS Systems:
"If the emission is pulsed, modify the unit for continuous operation , use the settings shown above, then correct the reading by subtracting the peak-average correction factor, derived from the appropriate duty cycle calculation." Here the correction was added to the limit instead subtracted from the reading.

Duty Cycle correction = 20 log (dwell time/100ms)
For frequencies above 1GHz (Peak measurements).
Limit = max. aver. reading-20dB +20dB(because Peak detector is used)

For frequencies above 1GHz (Average measurements).
Max. reading – 20 dB - duty cycle correction:

No duty cycle correction was added to the reading

Test equipment used: ETSTW-RE 004, ETSTW-RE 062, ETSTW-RE 142, ETSTW-RE 147, ETSTW-RE 030, ETSTW-RE 064

Explanation: See attached diagrams in appendix.

3.4 Transmitter Radiated Emissions in restricted Bands

FCC Rules: 15.247 (c), 15.205, 15.209, 15.35
Radiated emission measurements were performed from 30 MHz to 26000 MHz.
For radiated emission tests, the analyzer setting was as followings:
RES BW VID BW
Frequency <1 GHz 100 kHz 100 kHz (Peak measurements)
Frequency >1 GHz 1 MHz 1 MHz (Peak measurements)
1 MHz 1 MHz (Average measurements)
Limits:

For frequencies below 1GHz :

Frequency of Emission (MHz)	Field strength (microvolts/meter)	Field Strength (dB microvolts/meter)
30 – 88	100	40.0
88 – 216	150	43.5
216 – 960	200	46.0
Above 960	500	54.0

For frequencies above 1GHz (Average measurements).
Guidance on Measurement of FHSS Systems:
"If the emission is pulsed, modify the unit for continues operation , use the settings shown above, then correct the reading by subtracting the peak-average correction factor, derived from the appropriate duty cycle calculation." Here the correction was added to the limit instead subtracted from the reading.

Duty cycle correction = 20 log (dwell time/100ms)

For frequencies above 1GHz (Average measurements).

Limit – duty cycle correction

No duty cycle correction was added to the reading.

54.0dBμV/m

For frequencies above 1GHz (Peak measurements).

Limit + 20dB

54.0dBμV/m + 20 dB= 74 dBμV/m

Test equipment used: ETSTW-RE 004, ETSTW-RE 030, ETSTW-RE 062, ETSTW-RE 142, ETSTW-RE 147, ETSTW-RE 064

Explanation: See attached diagrams in appendix.

3.5 Spurious emissions (tx)

Spurious emission was measured with modulation (declared by manufacturer).
In any 100 kHz bandwidth outside the frequency band in which the intentional radiator is operating, the radio frequency power that is produced by the intentional radiator shall be at least 20dB below that in the 100 kHz bandwidth within the band that contains the highest level of the desired power, based on either an RF conducted or a radiated measurement. Attenuation below the general limits specified in § 15.209(a) is not required. In addition, radiated emissions which fall in the restricted bands, as defined in § 15.205(a), must also comply with the radiated emission limits specified in § 15.209(a) (see § 15.205(c))

SAMPLE CALCULATION OF LIMIT. All results will be updated by an automatic measuring system in accordance to point 2.3.
Calculation of test results:
Such factors like antenna correction, cable loss, external attenuation etc. are already included in the provided measurement results. This is done by using validated test software and calibrated test system according the accreditation requirements.

The peak and average spurious emission plots was measured with the average limits.
In the Table being listed the critical peak and average value an exhibit the compliance with the above calculated Limits.

If in the column‘s correction factor states a value then the max. Field strength in the same row is corrected by a value gained from the “Marker-Delta-Method“ or the „Duty-Cycle Correction Factor“.

Summary table with radiated data of the test plots

Model:	BT1016-XX	Date:	--				
Mode:	--	Temperature:	--	°C	Engineer:	--	
Polarization:	Horizontal	Humidity:	--	%			

Frequency (MHz)	Reading (dBuV)	Detector	Factor (dB)	Result (dBuV/m)	Limit (dBuV/m)	Margin (dB)	Table Degree (Deg.)	Ant. High (cm)
--	--	--	--	--	--	--	--	--
--	--	--	--	--	--	--	--	--

Frequency (MHz)	Reading (dBuV)		Factor (dB) Corr.	Result (dBuV/m)		Limit (dBuV/m)		Margin (dB)	Table Degree (Deg.)	Ant. High (cm)
	Peak	Ave.		Peak	Ave.	Peak	Ave.			
--	--	--	--	--	--	--	--	--	--	--
--	--	--	--	--	--	--	--	--	--	--
--	--	--	--	--	--	--	--	--	--	--
--	--	--	--	--	--	--	--	--	--	--

Registration number: W6M21810-18520-C-1
FCC ID: 2AQ5M-T200

Polarization: Vertifcal

Frequency (MHz)	Reading (dBuV)	Detector	Factor (dB)	Result (dBuV/m)	Limit (dBuV/m)	Margin (dB)	Table Degree (Deg.)	Ant. High (cm)
--	--	--	--	--	--	--	--	--
--	--	--	--	--	--	--	--	--

Frequency (MHz)	Reading (dBuV) Peak	Reading (dBuV) Ave.	Factor (dB) Corr.	Result (dBuV/m) Peak	Result (dBuV/m) Ave.	Limit (dBuV/m) Peak	Limit (dBuV/m) Ave.	Margin (dB)	Table Degree (Deg.)	Ant. High (cm)
--	--	--	--	--	--	--	--	--	--	--
--	--	--	--	--	--	--	--	--	--	--
--	--	--	--	--	--	--	--	--	--	--
--	--	--	--	--	--	--	--	--	--	--

Note

1. **Correction Factor = Antenna factor + Cable loss - Preamplifier**
2. **The formula of measured value as: Test Result = Reading + Correction Factor**
3. **Detector function in the form : PK = Peak, QP = Quasi Peak, AV = Average**
4. **All not in the table noted test results are more than 20 dB below the relevant limits.**
5. **Measurement uncertainty above 1GHz: 30-1000 MHz = ±3.57 dB, 1-18 GHz = ± 2.60 dB, 18-40 GHz = ± 2.58 dB ; Reported uncertainties represent expanded uncertainties expressed at approximately the 95% confidence level using a coverage factor of k = 2. The decision rule is "false acceptance".**
6. **See attached diagrams in appendix.**

All other not noted test plots do not contain significant test results in relation to the limits.

TEST RESULT (Transmitter): The unit DOES meet the FCC requirements.

Test equipment used: ETSTW-RE 004, ETSTW-RE 030, ETSTW-RE 062, ETSTW-RE 142, ETSTW-RE 147 ,ETSTW-RE 064, ETSTW-RE 088, ETSTW-RE 018

3.6 Carrier Frequency Separation

Carrier Frequency Separation was measured with modulation (declared by manufacturer).

According to FCC rules part 15 subpart C §15.247 frequency hopping systems shall have hopping channel carrier frequencies separated by a minimum of 25 kHz or 20 dB bandwidth of the hopping channel, whichever is greater.

L

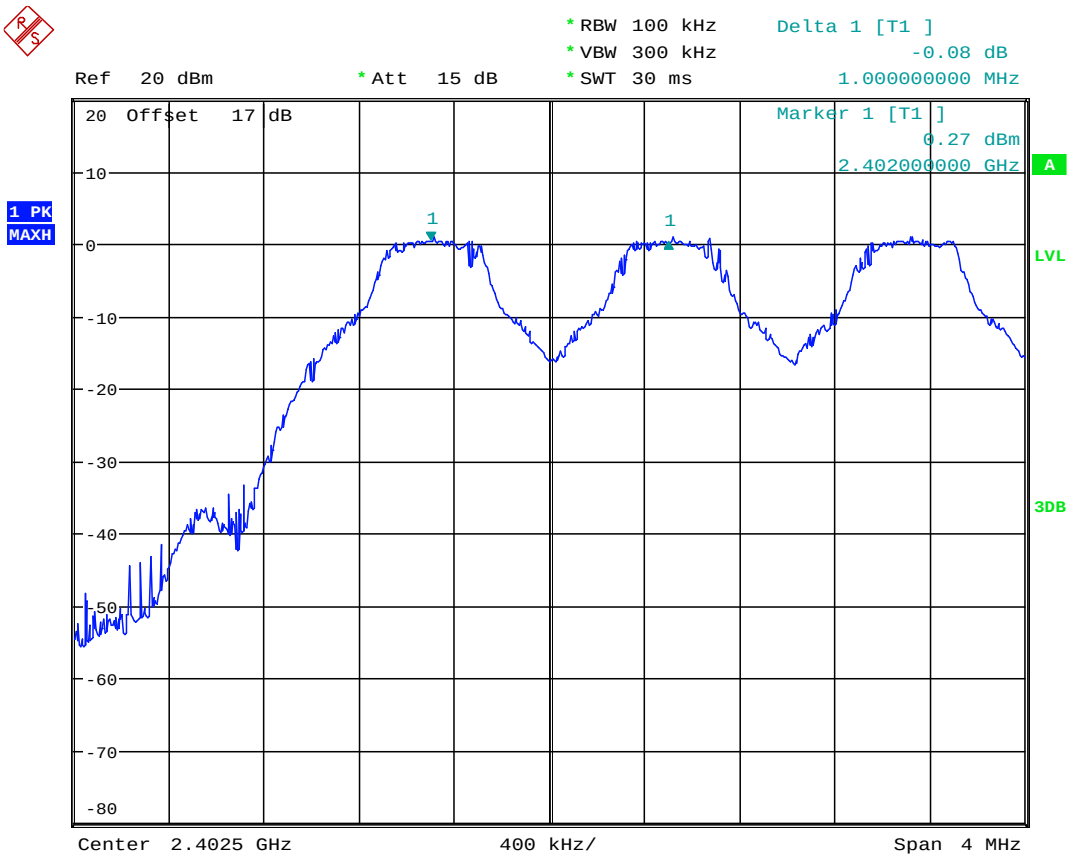

FREQUENCY SEPARATION CH0

Date: 9.NOV.2018 16:51:30

Registration number: W6M21810-18520-C-1
FCC ID: 2AQ5M-T200

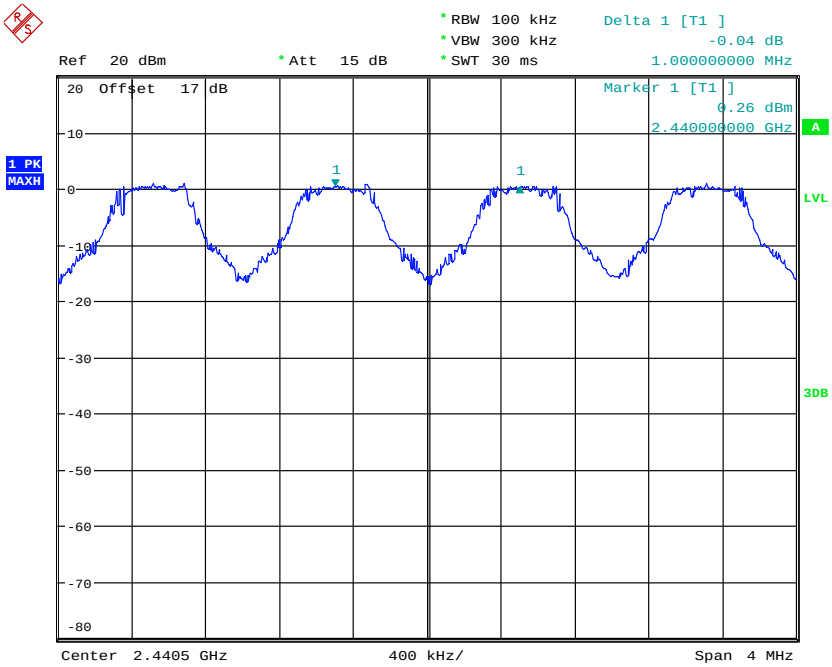

FREQUENCY SEPARATION CH39

Date: 9.NOV.2018 16:52:14

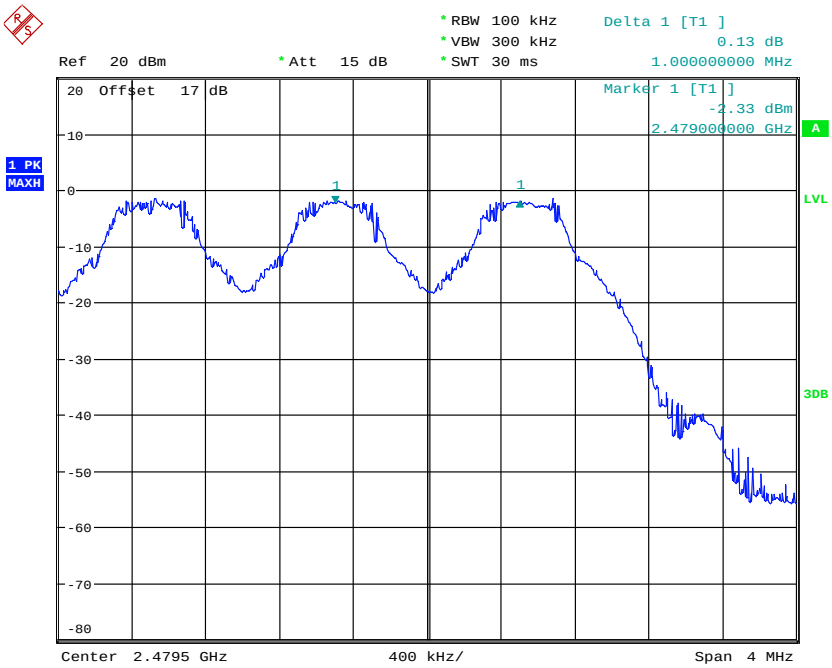

FREQUENCY SEPARATION CH78

Date: 9.NOV.2018 16:53:02

Registration number: W6M21810-18520-C-1
FCC ID: 2AQ5M-T200
R

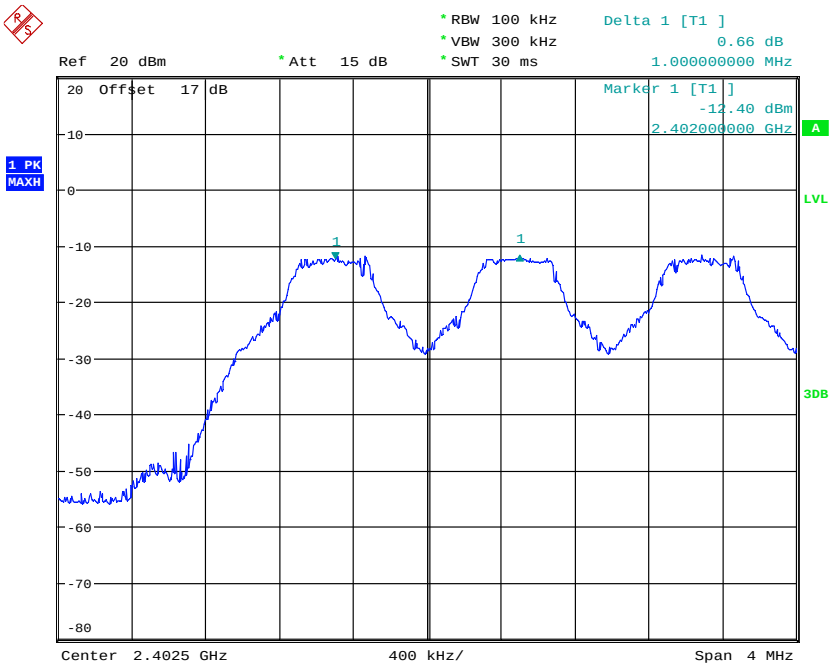

FREQUENCY SEPARATION CH0

Date: 9.NOV.2018 15:37:26

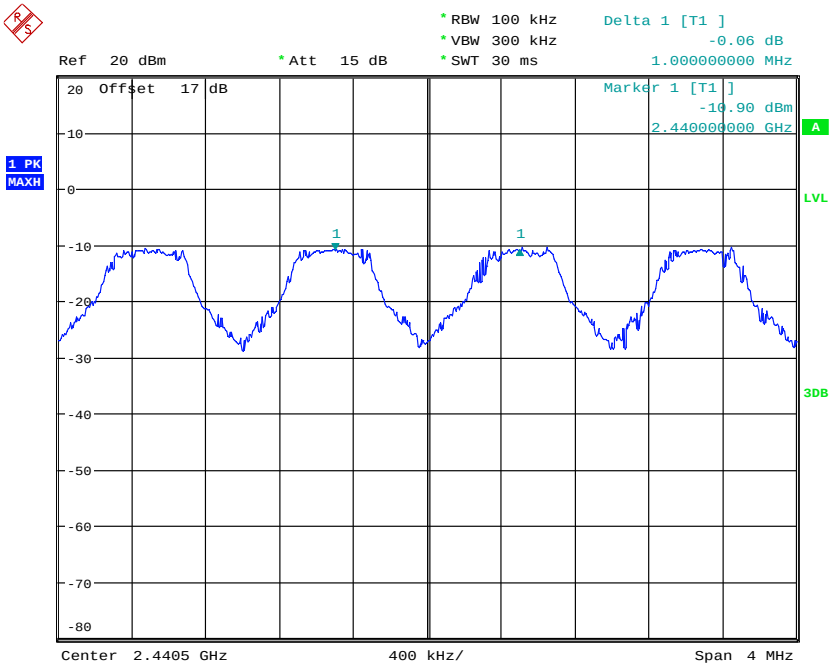

FREQUENCY SEPARATION CH39

Date: 9.NOV.2018 15:38:10

Registration number: W6M21810-18520-C-1
FCC ID: 2AQ5M-T200

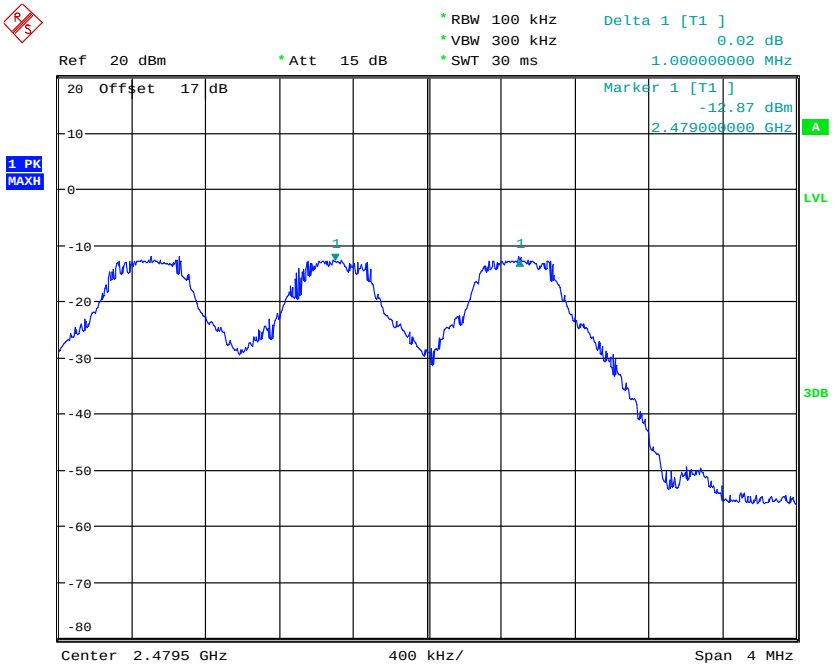

FREQUENCY SEPARATION CH78
Date: 9.NOV.2018 15:38:58

Limits:

Frequency Range MHz	Limits	
	20 dB bandwidth < 25 kHz	20 dB bandwidth > 25 kHz
902-928	25 kHz	20 dB bandwidth
2400-2483.5 5725-5850.0	25 kHz	20 dB bandwidth

Test equipment used: ETSTW-RE 055, ETSTW-RE 064

3.7 Number of Hopping Frequencies

According to FCC rules part 15 subpart C §15.247 frequency hopping systems operating in the 2400-2483.5 MHz band shall use at least 15 hopping frequencies. Frequency hopping systems in 5725-5850 MHz bands shall use least 75 hopping frequencies.

For frequency hopping systems operating in the 902-928 MHz band: if the 20dB bandwidth of the hopping channel is less than 250 kHz, the system shall use at least 50 hopping frequencies; if the 20dB bandwidth of the hopping channel 250 kHz or greater, the system shall use at least 25 hopping frequencies.

L

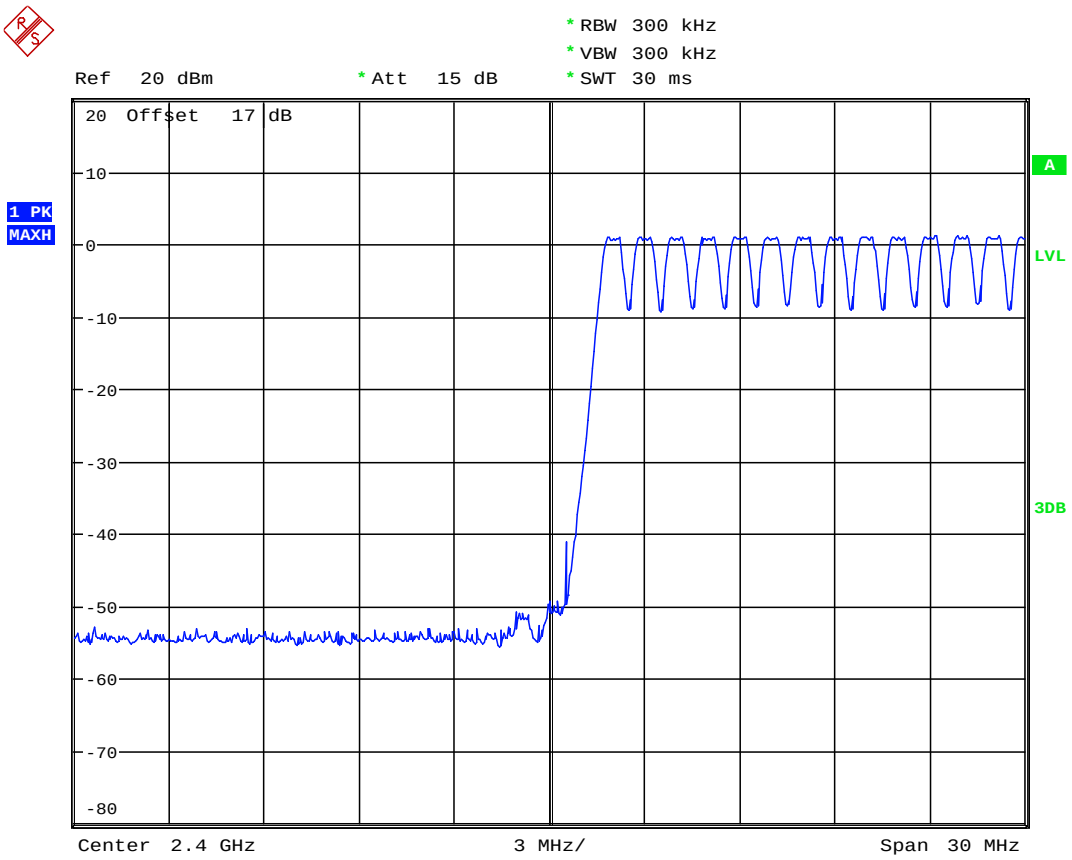

NUMBER OF HOPPING CH0-13

Date: 9.NOV.2018 14:50:22

Registration number: W6M21810-18520-C-1
FCC ID: 2AQ5M-T200

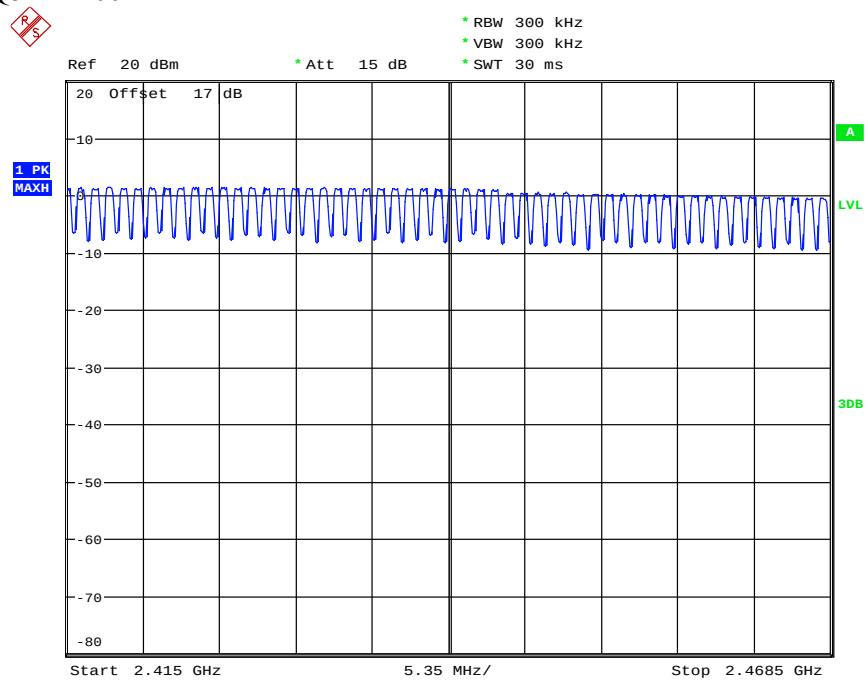

NUMBER OF HOPPING CH14-66
Date: 9.NOV.2018 14:52:10

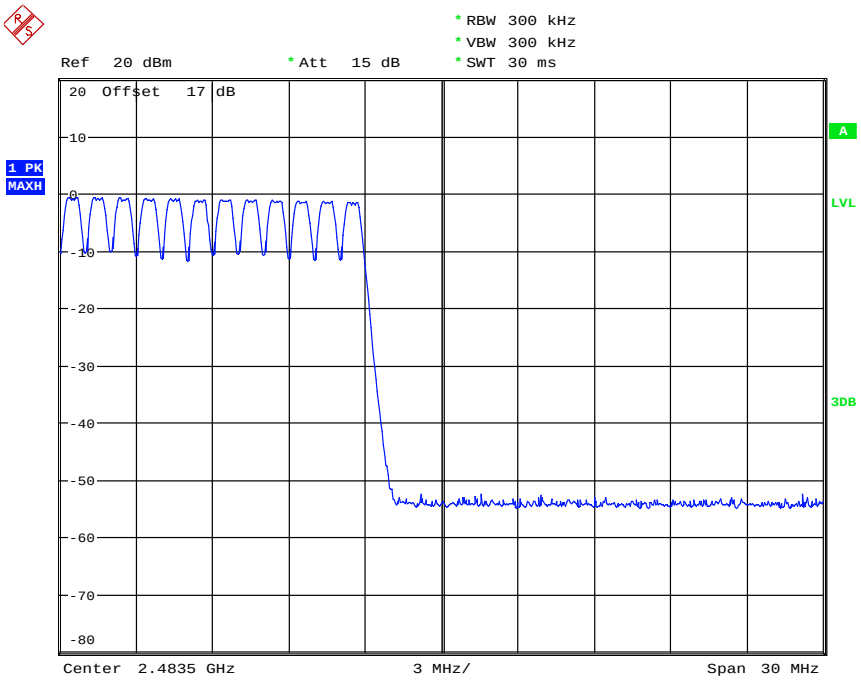

NUMBER OF HOPPING CH67-78
Date: 9.NOV.2018 14:51:02

Registration number: W6M21810-18520-C-1
FCC ID: 2AQ5M-T200
R

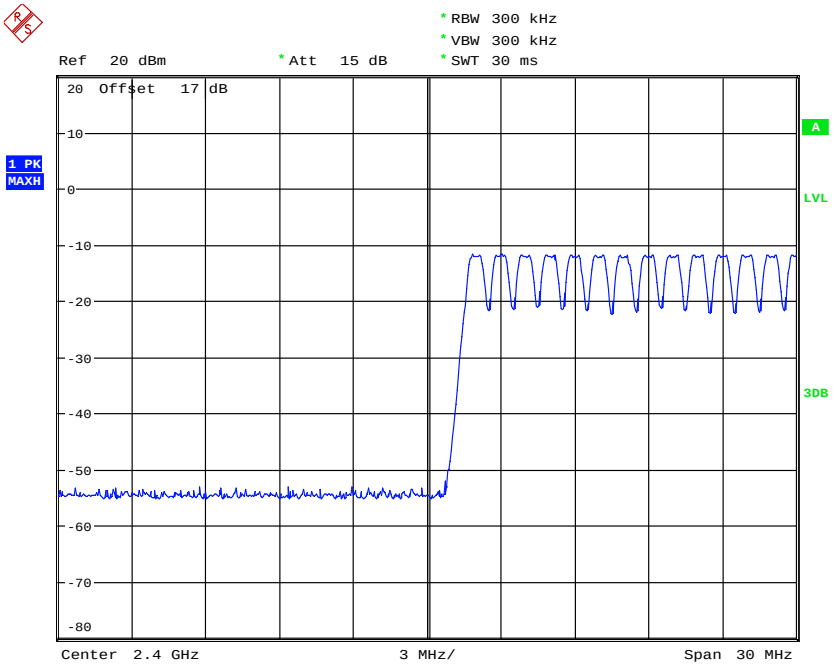

NUMBER OF HOPPING CH0-13
Date: 9.NOV.2018 15:34:46

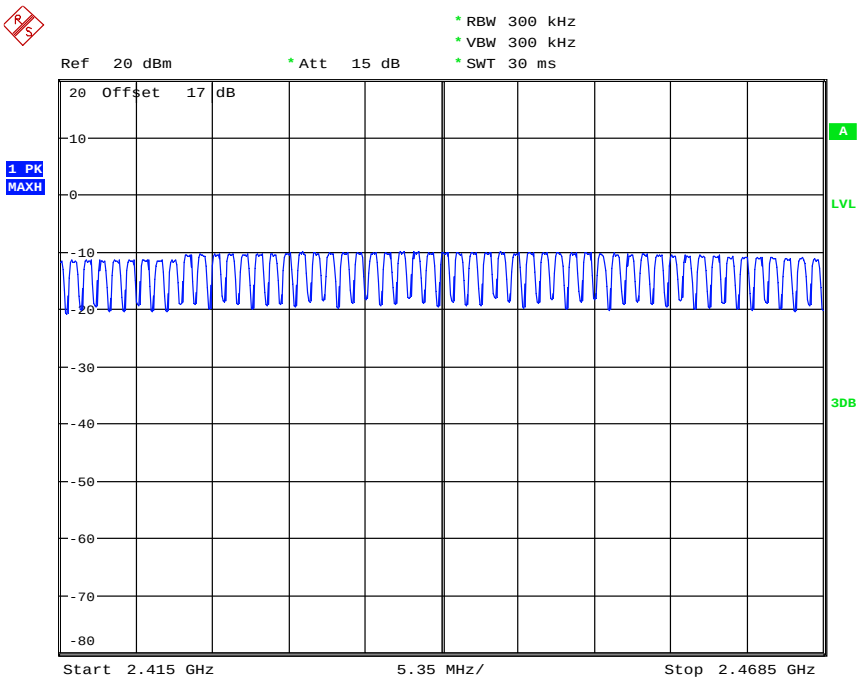

NUMBER OF HOPPING CH14-66
Date: 9.NOV.2018 15:36:34

Registration number: W6M21810-18520-C-1
FCC ID: 2AQ5M-T200

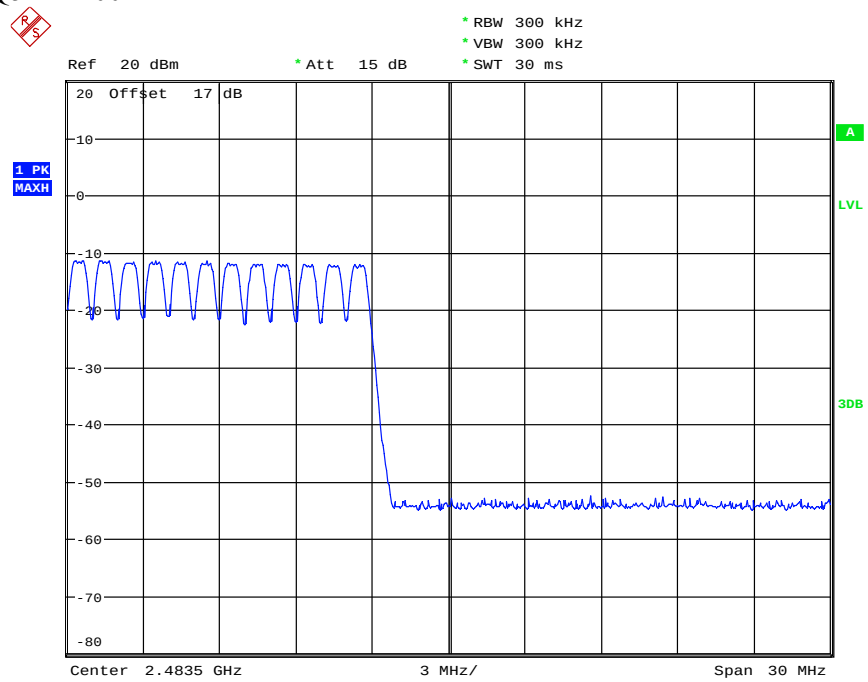

NUMBER OF HOPPING CH67-78
Date: 9.NOV.2018 15:35:26

Limits:

Frequency Range MHz	Limit	
	20dB Bandwidth	Number of Channels
902-928 MHz	Bandwidth < 250 kHz	≥ 50
	Bandwidth ≥ 250 kHz	≥ 25
2400-2483.5	not defined	15
5725-5850.0 MHz	1 MHz	75

Test equipment used: ETSTW-RE 055, ETSTW-RE 064

3.7.1 Pseudorandom Frequency Hopping Sequence

The generation of the hopping sequence is determined by the Bluetooth core specification and complies with the FCC requirements.

3.7.2 Coordination of hopping sequences to other transmitters

According to the Bluetooth core specification such a coordination is not possible. During scatternet function only one of the two hopping sequences will be used at a definite moment.

3.7.3 System Receiver Hopping Capability

According to the Bluetooth core specification. The system receivers shift frequencies in synchronization with the transmitted signals.

3.8 Time of Occupancy (Dwell Time)

Frequency hopping systems operating in the 5725-5850 MHz band shall use an average time of occupancy on any frequency not greater than 0.4 seconds within a 30 second period.

In 2400-2483.5 MHz band the average time of occupancy on any channel shall not be greater than 0.4 seconds multiplied by the number of hopping channels employed.

For frequency hopping systems operating in the 902-928 MHz band: if the 20dB bandwidth of the hopping channel is less than 250 kHz, the average time of occupancy on any frequency shall not greater than 0.4 seconds within a 20 second period; if the 20dB bandwidth of the hopping channel is 250 kHz or greater, the average time of occupancy on any frequency shall not be greater than 0.4 seconds within a 10 second period.

L

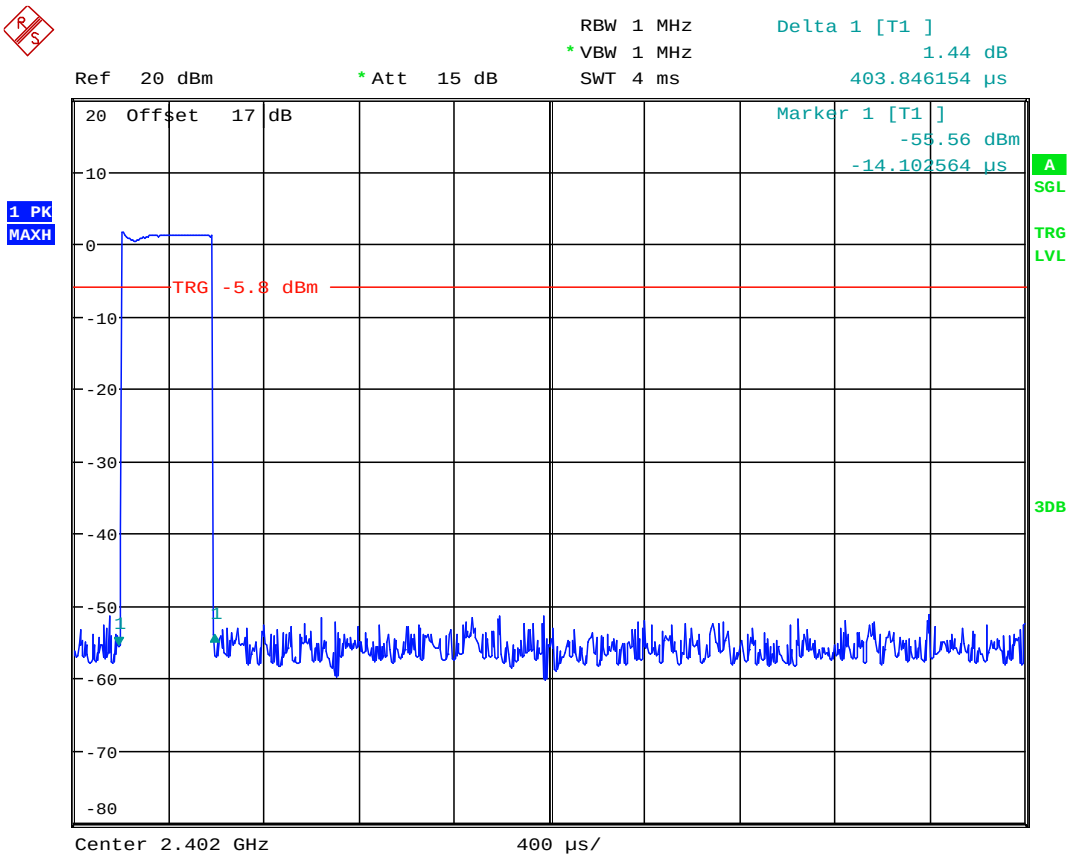

DWELL TIME CH0 DH1(0.404ms * 320events = 129.28ms)

Date: 9.NOV.2018 15:16:07

Registration number: W6M21810-18520-C-1
FCC ID: 2AQ5M-T200

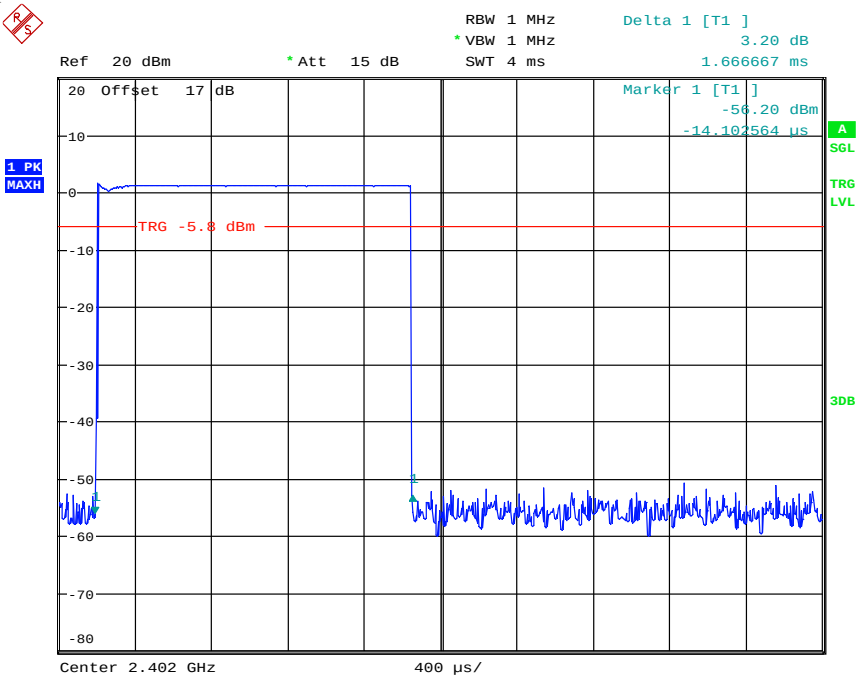

DWELL TIME CH0 DH3(1.667ms * 160events = 166.72ms)

Date: 9.NOV.2018 15:18:54

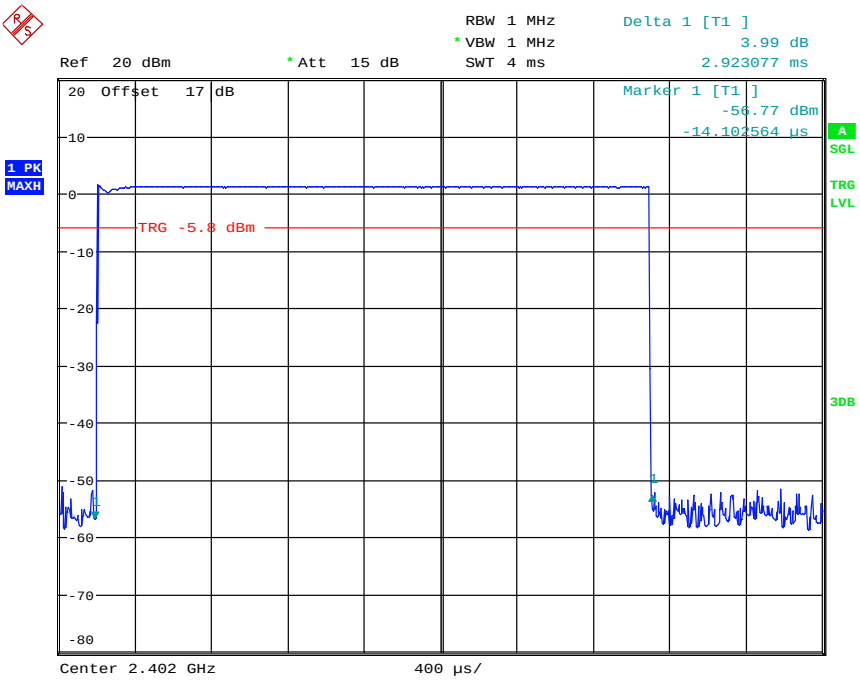

DWELL TIME CH0 DH5(2.923ms * 106events = 309.838ms)

Date: 9.NOV.2018 15:20:39

Registration number: W6M21810-18520-C-1
FCC ID: 2AQ5M-T200

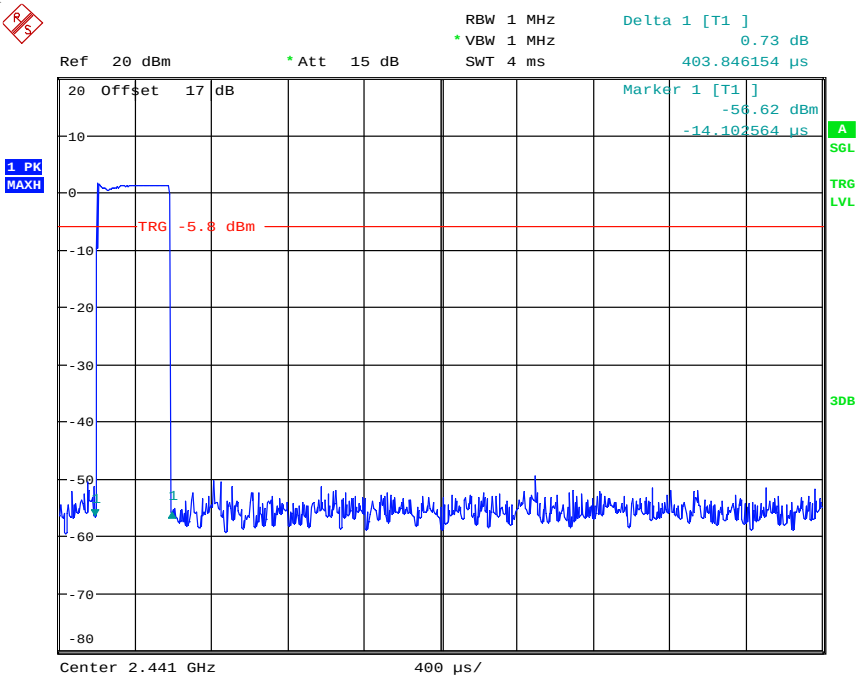

DWELL TIME CH39 DH1(0.404ms * 320events = 129.28ms)

Date: 9.NOV.2018 15:16:29

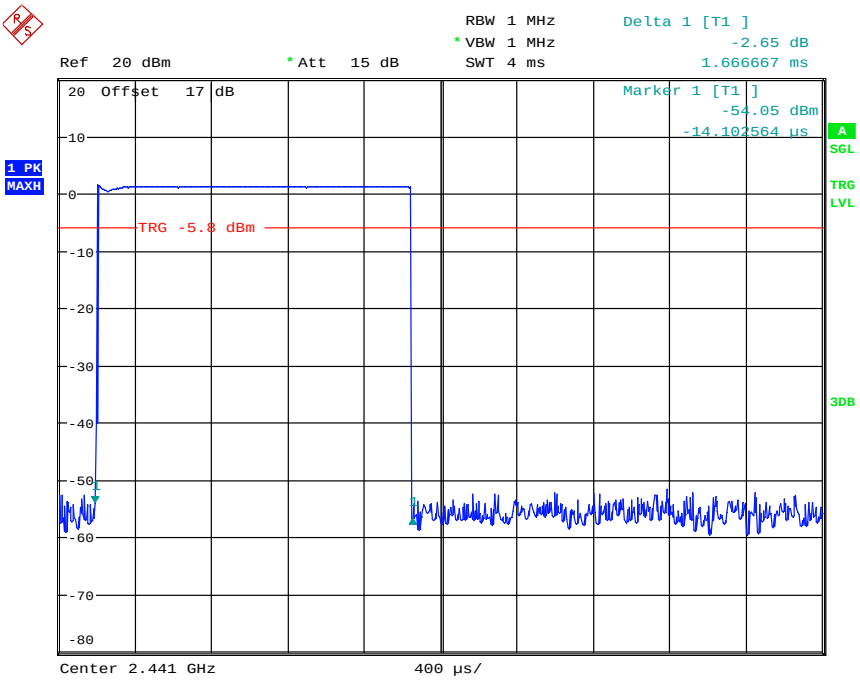

DWELL TIME CH39 DH3(1.667ms * 160events = 166.72ms)

Date: 9.NOV.2018 15:18:33

Registration number: W6M21810-18520-C-1
FCC ID: 2AQ5M-T200

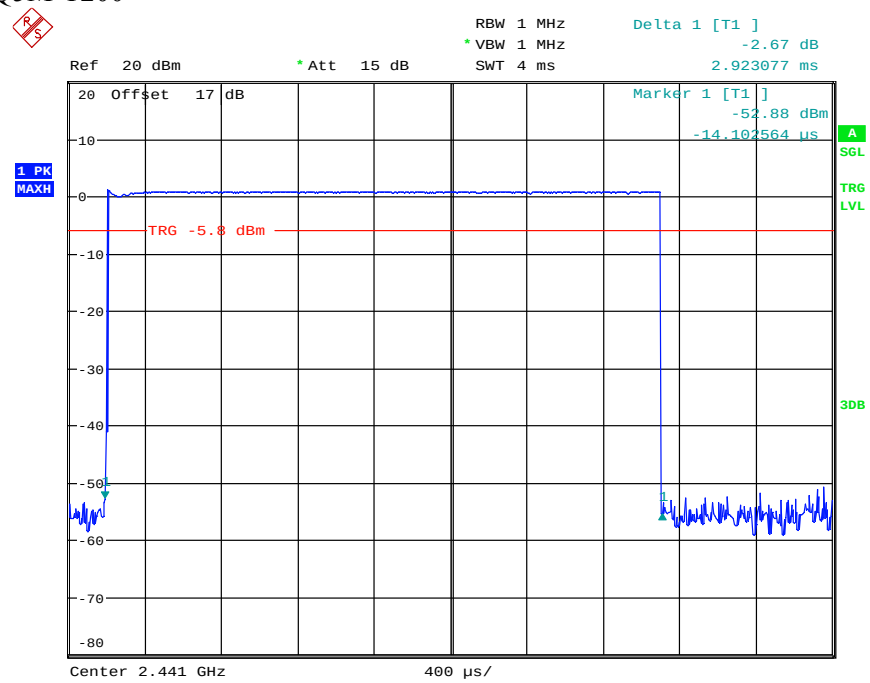

DWELL TIME CH39 DH5(2.923ms * 106events = 309.838ms)

Date: 9.NOV.2018 15:21:06

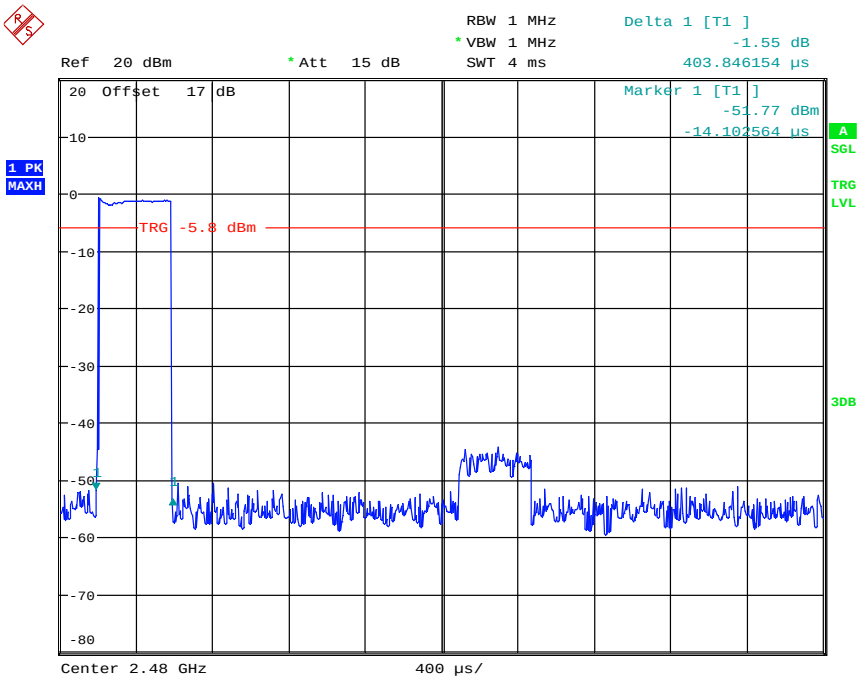

DWELL TIME CH78 DH1(0.404ms * 320events = 129.28ms)

Date: 9.NOV.2018 15:16:51

Registration number: W6M21810-18520-C-1
FCC ID: 2AQ5M-T200

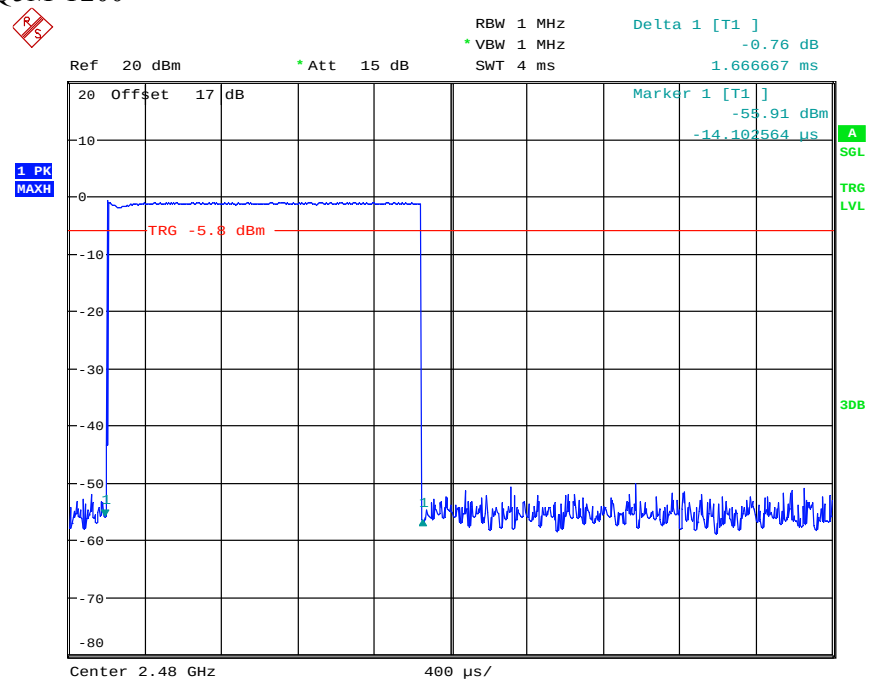

DWELL TIME CH78 DH3(1.667ms * 160events = 166.72ms)

Date: 9.NOV.2018 15:18:11

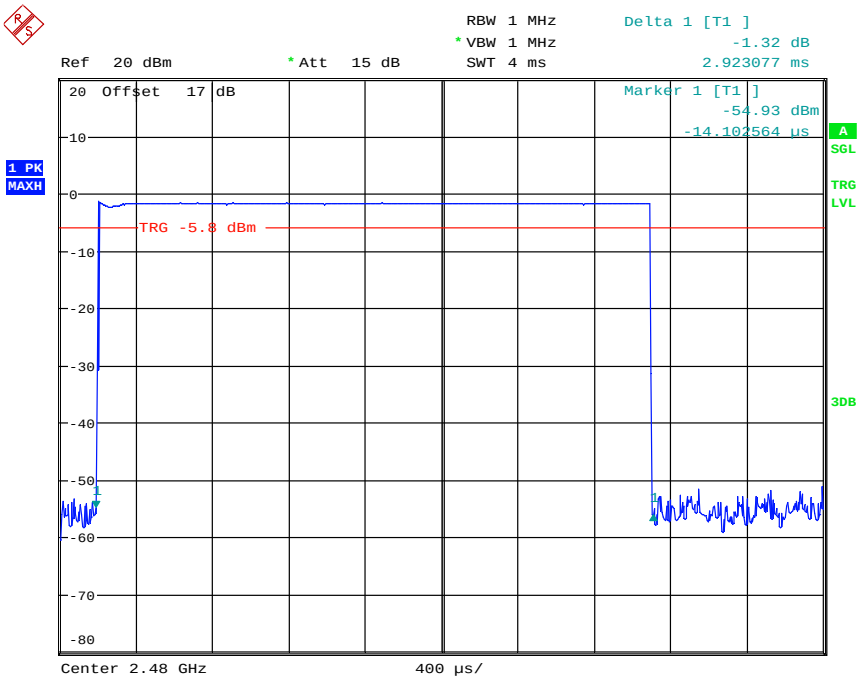

DWELL TIME CH78 DH5(2.923ms * 106events = 309.838ms)

Date: 9.NOV.2018 15:21:55

Registration number: W6M21810-18520-C-1
FCC ID: 2AQ5M-T200
R

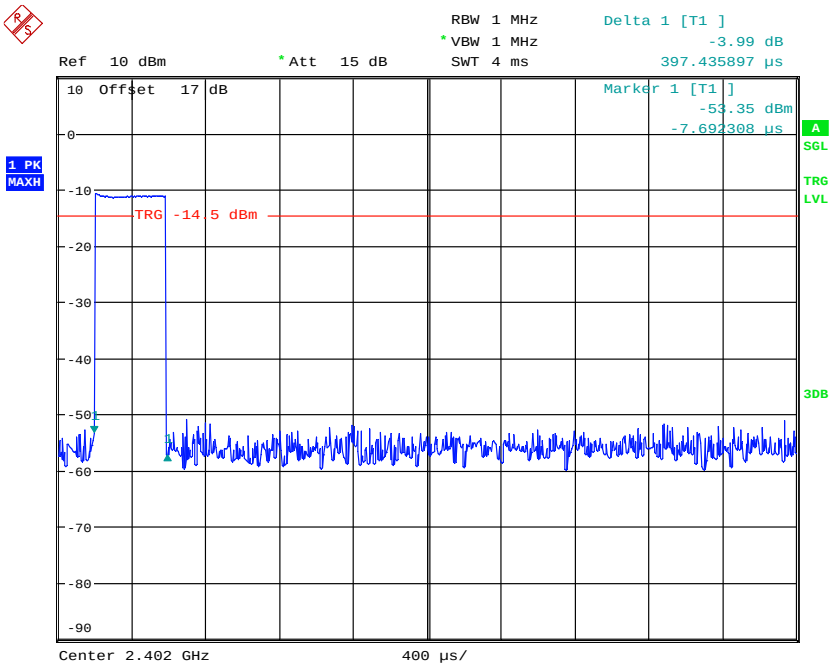

DWELL TIME CH0 DH1(0.397ms * 320events = 127.04ms)
Date: 9.NOV.2018 15:55:04

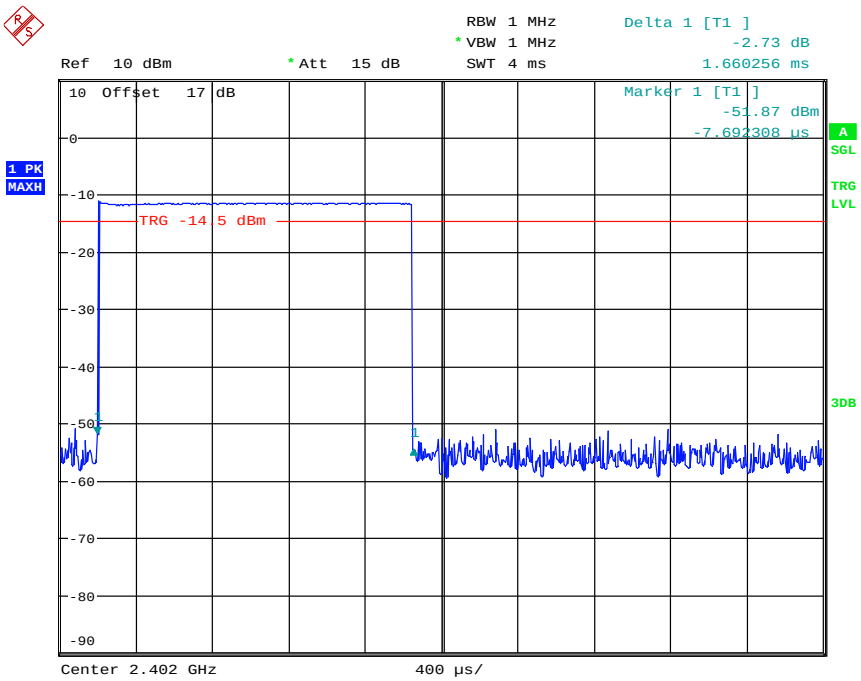

DWELL TIME CH0 DH3(1.66ms * 160events = 265.6ms)
Date: 9.NOV.2018 16:06:33

Registration number: W6M21810-18520-C-1
FCC ID: 2AQ5M-T200

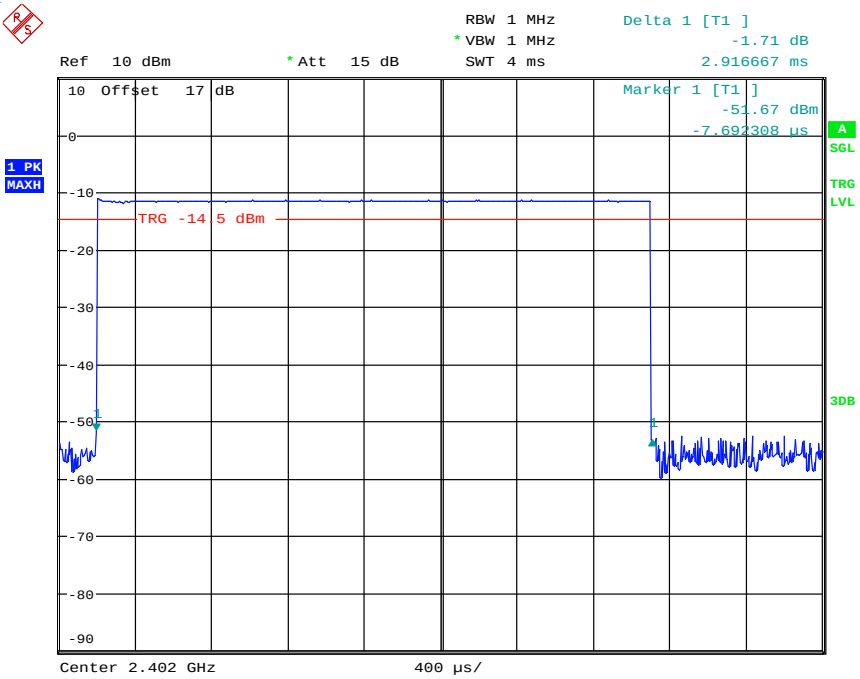

DWELL TIME CH0 DH5(2.917ms * 106events = 309.202ms)

Date: 9.NOV.2018 16:08:26

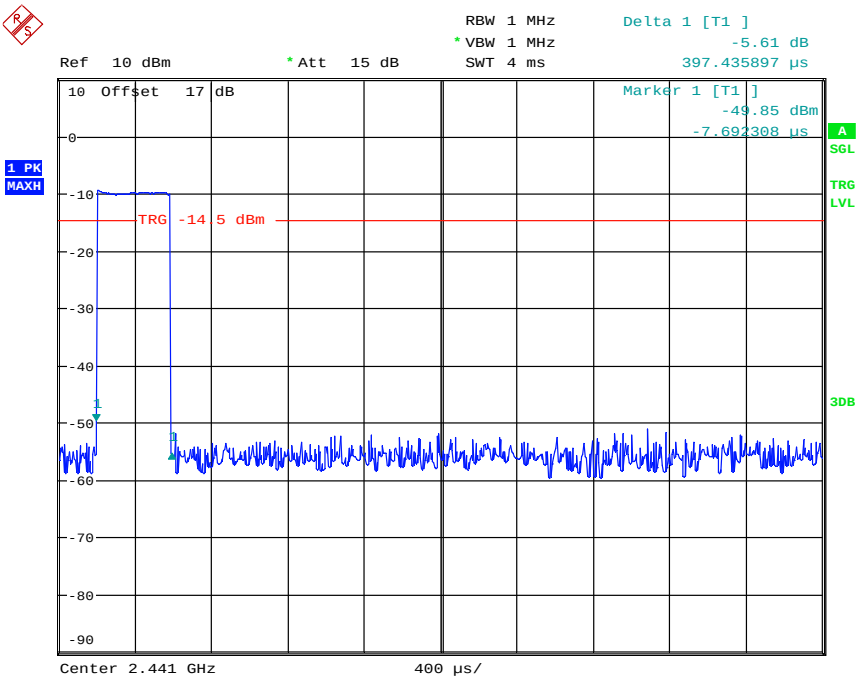

DWELL TIME CH39 DH1(0.397ms * 320events = 127.04ms)

Date: 9.NOV.2018 16:01:48

Registration number: W6M21810-18520-C-1
FCC ID: 2AQ5M-T200

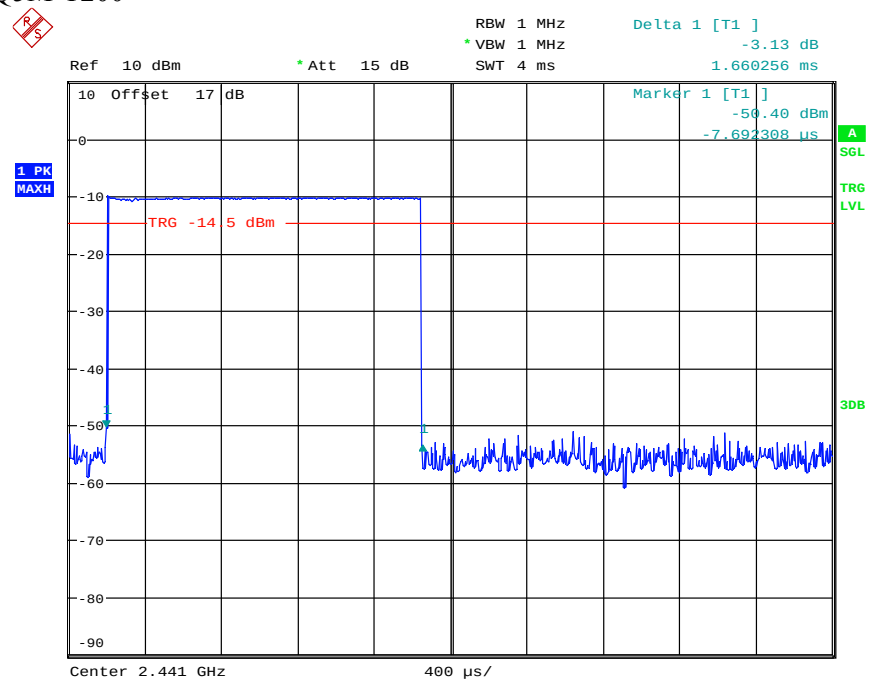

DWELL TIME CH39 DH3(1.66ms * 160events = 265.6ms)

Date: 9.NOV.2018 16:05:59

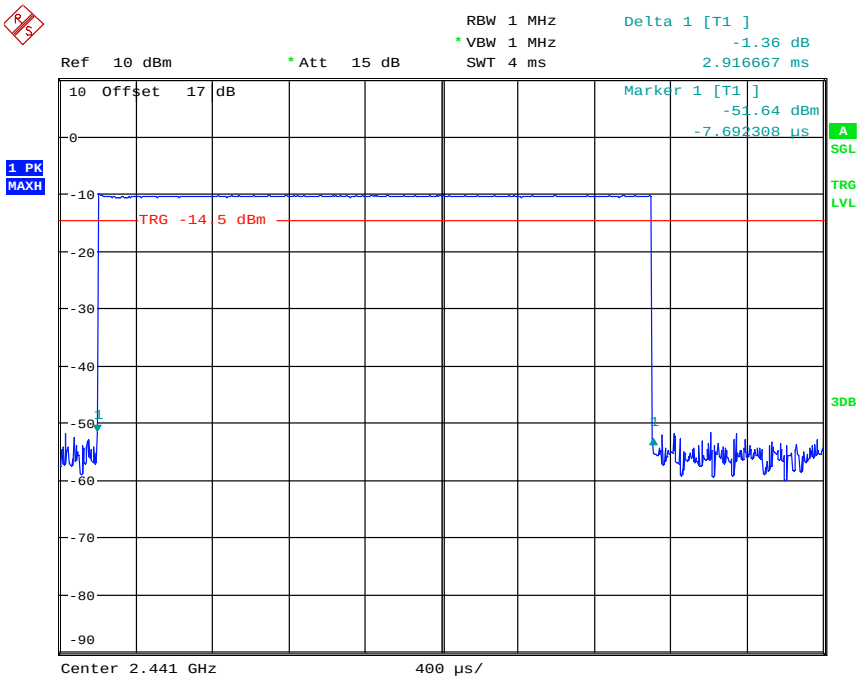

DWELL TIME CH39 DH5(2.917ms * 106events = 309.202ms)

Date: 9.NOV.2018 16:08:50

Registration number: W6M21810-18520-C-1
FCC ID: 2AQ5M-T200

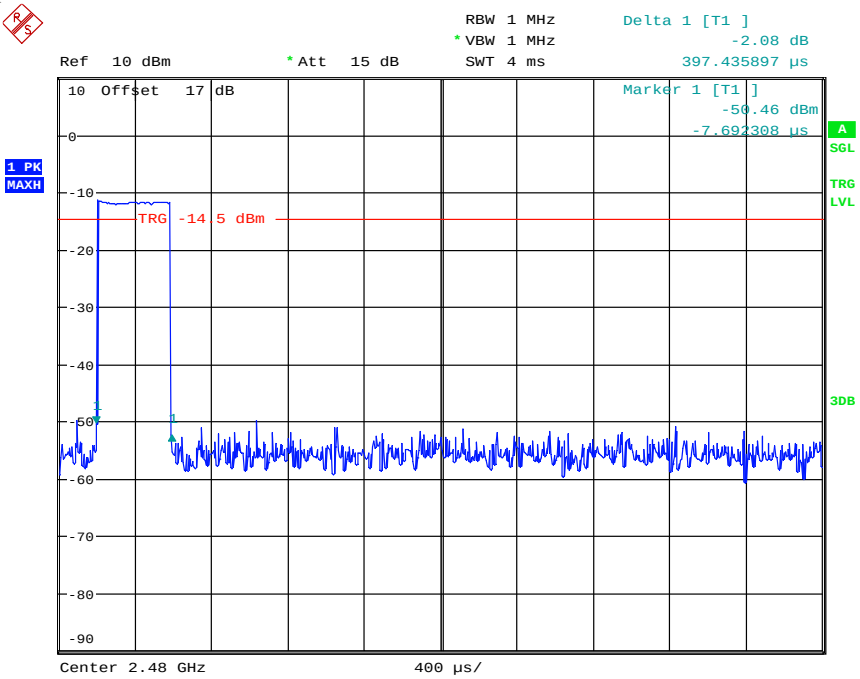

DWELL TIME CH78 DH1(0.397ms * 320events = 127.04ms)

Date: 9.NOV.2018 16:02:22

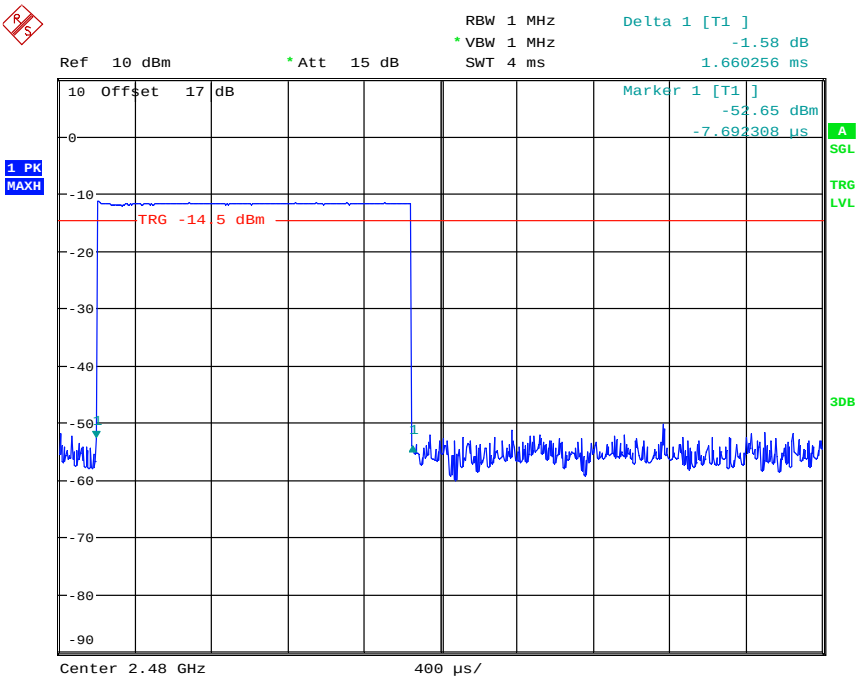

DWELL TIME CH78 DH3(1.66ms * 160events = 265.6ms)

Date: 9.NOV.2018 16:05:35

Registration number: W6M21810-18520-C-1
FCC ID: 2AQ5M-T200

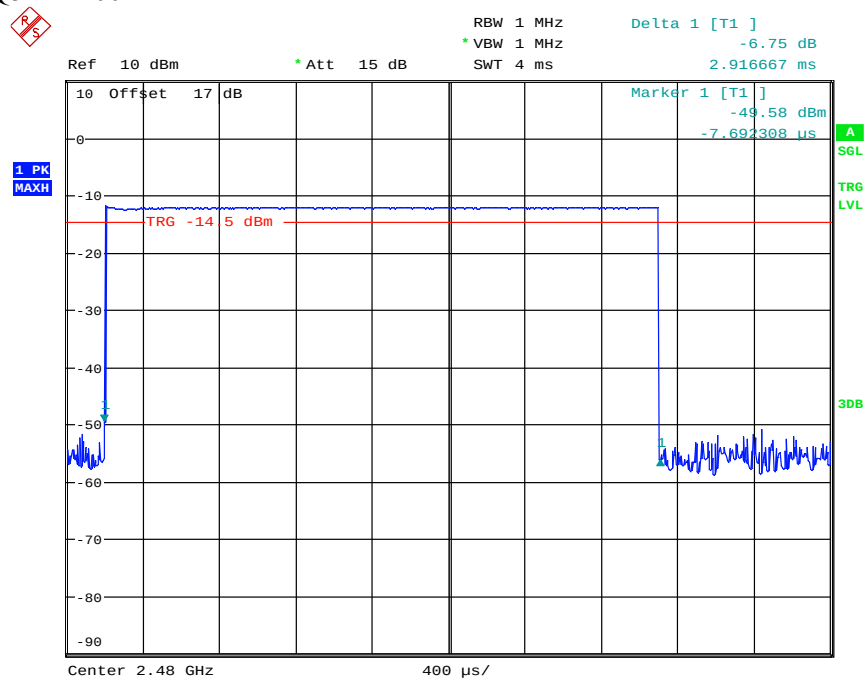

DWELL TIME CH78 DH5(2.917ms * 106events = 309.202ms)
Date: 9.NOV.2018 16:09:19

Limits and measurement periods:

Frequency MHz	Number of channels	Measurement Periode	Limit
902 – 928	≥50	20 s	0.4 s
	49 ≥ 25	10 s	0.4 s
2400 – 2483.5	≥ 15	0.4 s * number of used channels	0.4 s
5725- 5850	≥ 75	30 s	0.4s

Test equipment used: ETSTW-RE 055, ETSTW-RE 064

Registration number: W6M21810-18520-C-1
FCC ID: 2AQ5M-T200

3.9 20dB Bandwidth

Frequency hopping systems operating in the 5725-5850 MHz bands shall use a maximum 20dB bandwidth of 1 MHz.
The 20dB bandwidth is measured on the lowest, middle and highest hopping channel.

For frequency hopping systems operating in the 902-928 MHz band the maximum 20dB bandwidth of the hopping channel is 500 kHz.

L
Normal mode

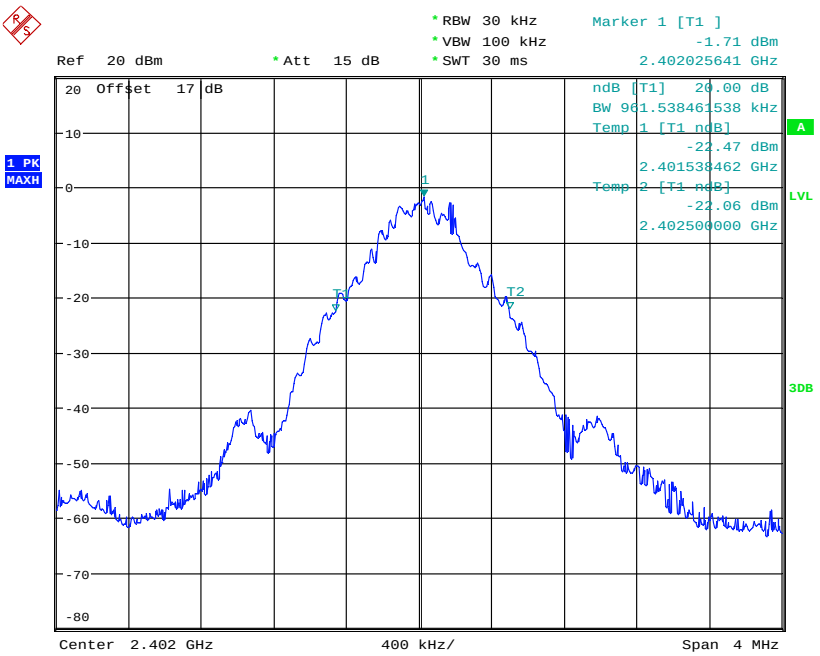

20DB BANDWIDTH CH0
Date: 9.NOV.2018 14:48:42

Registration number: W6M21810-18520-C-1
FCC ID: 2AQ5M-T200

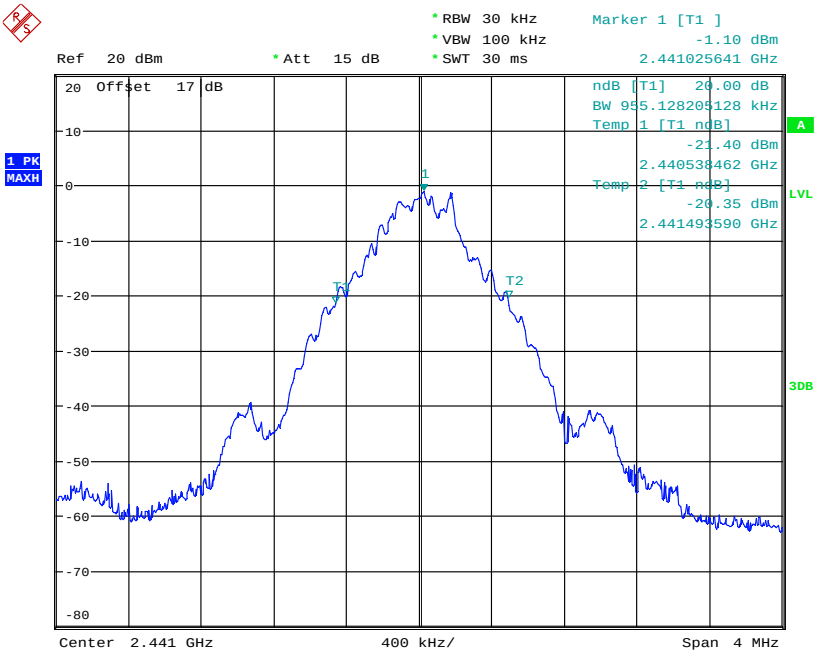

20DB BANDWIDTH CH39

Date: 9.NOV.2018 14:49:14

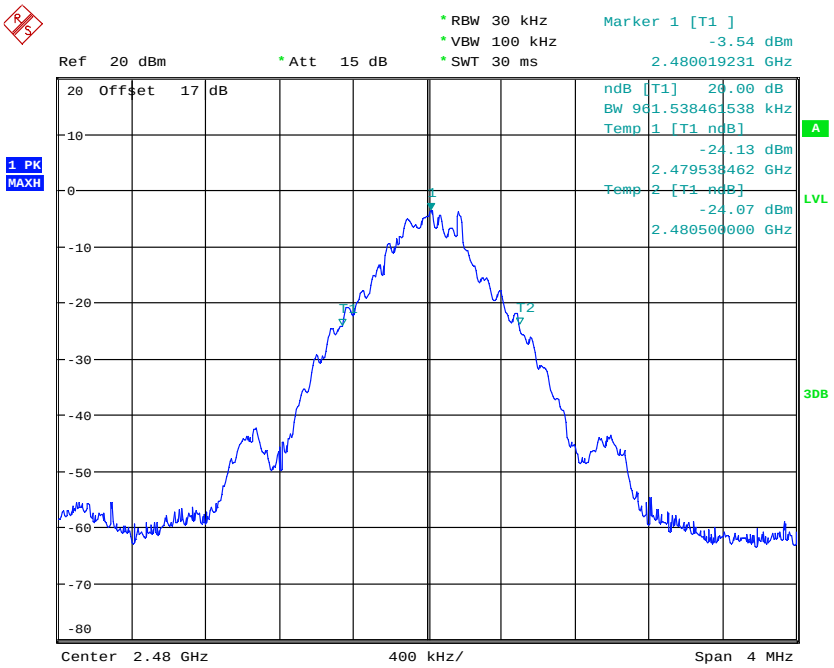

20DB BANDWIDTH CH78

Date: 9.NOV.2018 14:49:34

Registration number: W6M21810-18520-C-1
FCC ID: 2AQ5M-T200

EDR mode

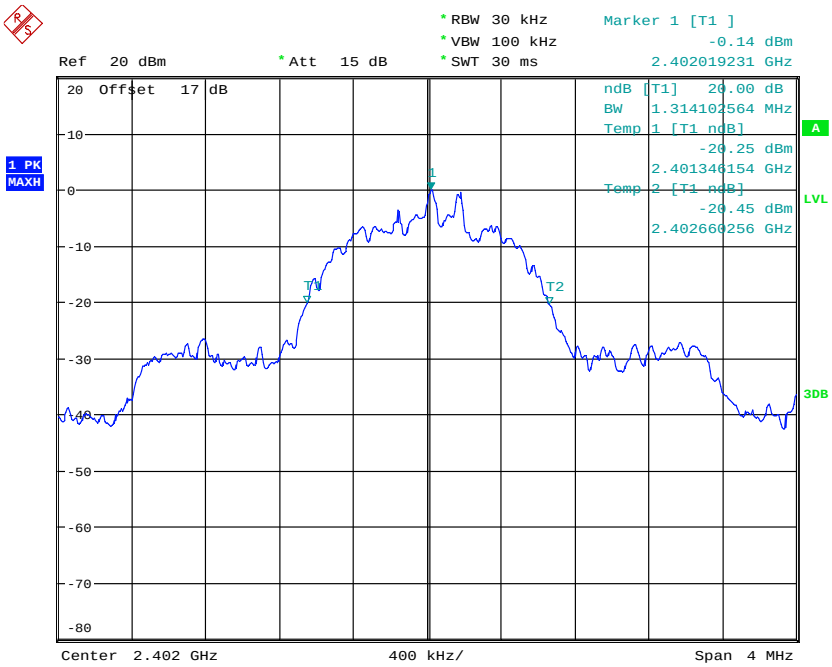

20DB BANDWIDTH CH0 EDR MODE

Date: 9.NOV.2018 14:54:54

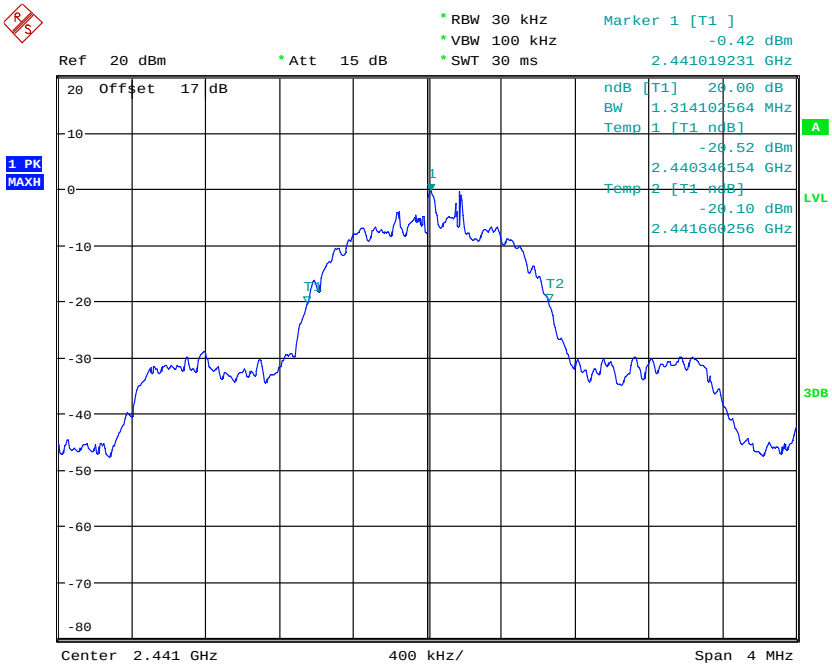

20DB BANDWIDTH CH39 EDR MODE

Date: 9.NOV.2018 14:55:26

Registration number: W6M21810-18520-C-1
FCC ID: 2AQ5M-T200

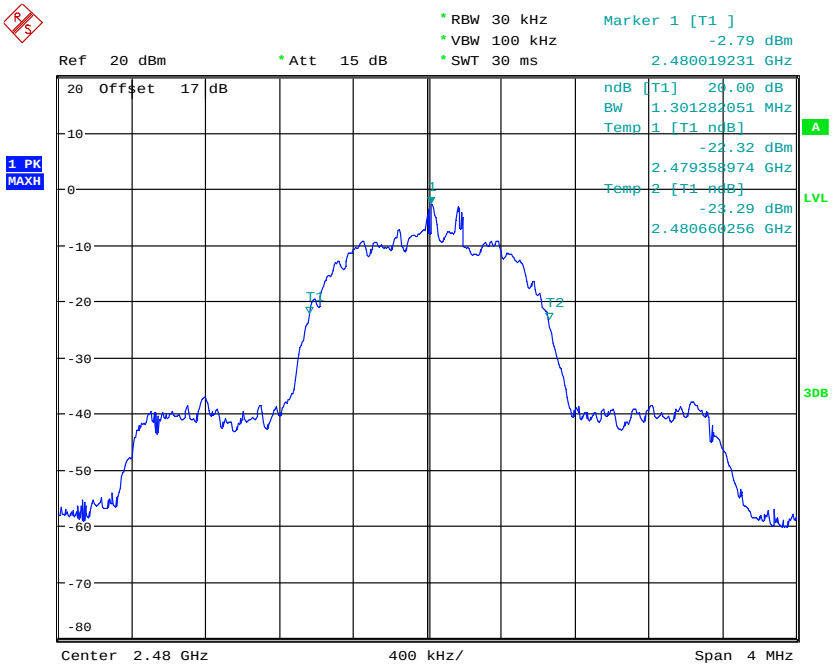

20DB BANDWIDTH CH78 EDR MODE

Date: 9.NOV.2018 14:55:46

R
Normal mode

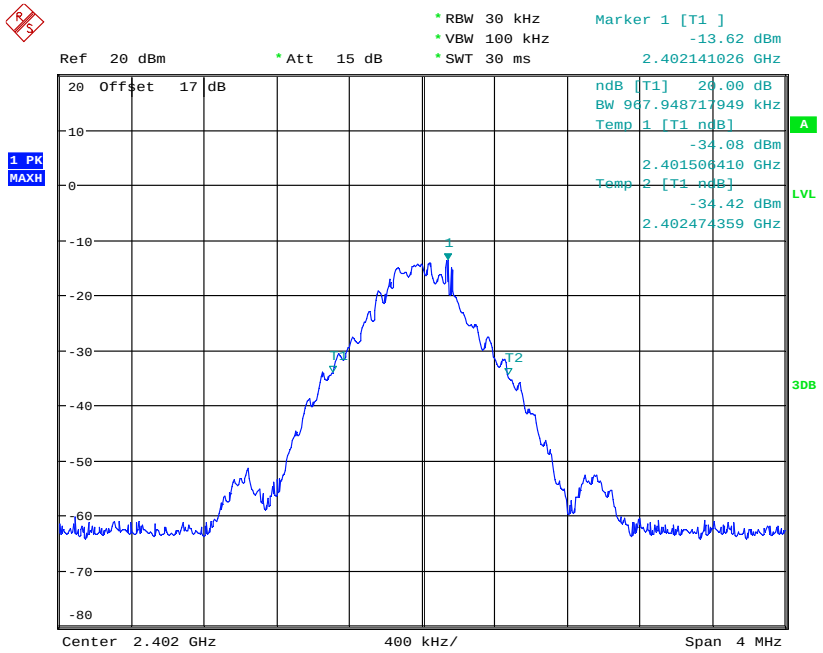

20DB BANDWIDTH CH0

Date: 9.NOV.2018 15:33:06

Registration number: W6M21810-18520-C-1
FCC ID: 2AQ5M-T200

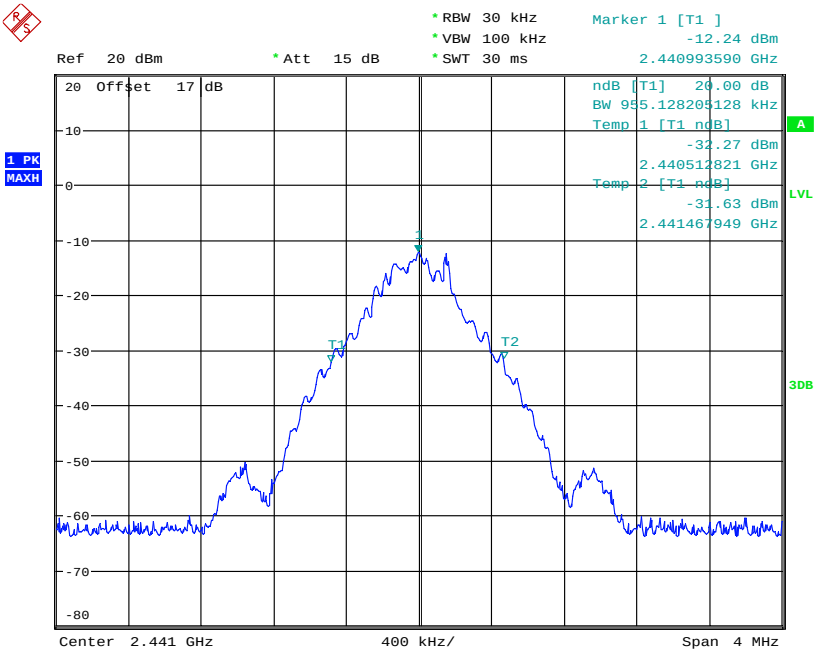

20DB BANDWIDTH CH39

Date: 9.NOV.2018 15:33:38

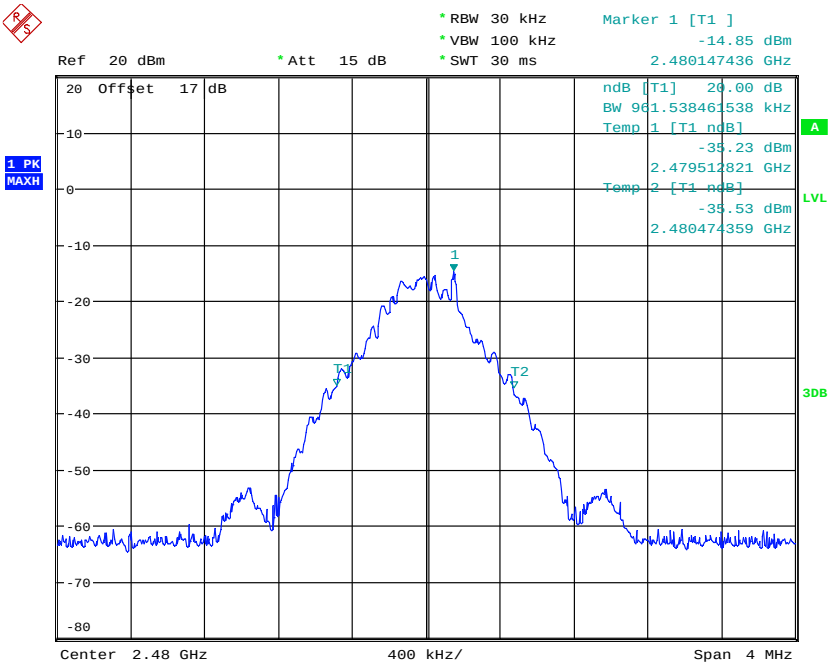

20DB BANDWIDTH CH78

Date: 9.NOV.2018 15:33:58

Registration number: W6M21810-18520-C-1
FCC ID: 2AQ5M-T200

EDR mode

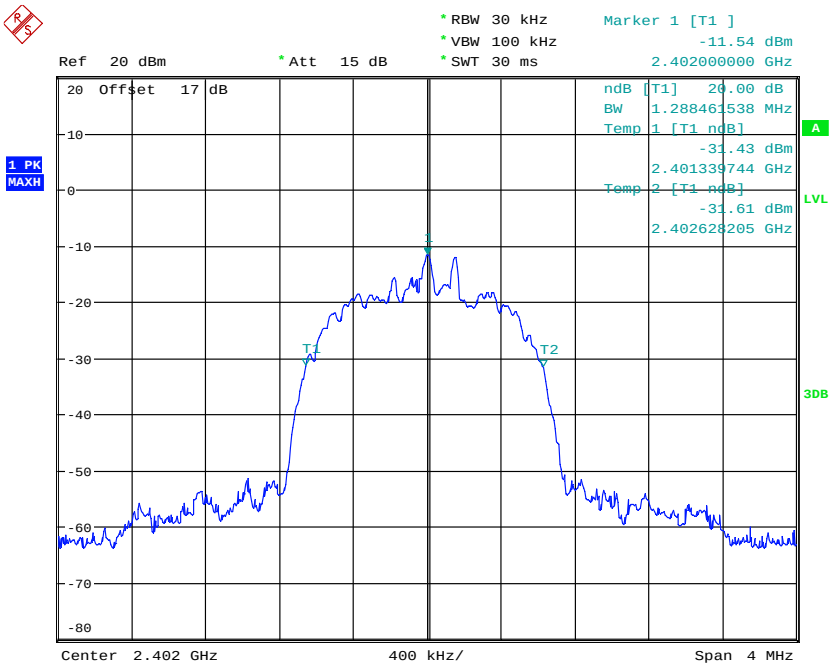

20DB BANDWIDTH CH0 EDR MODE

Date: 9.NOV.2018 15:39:18

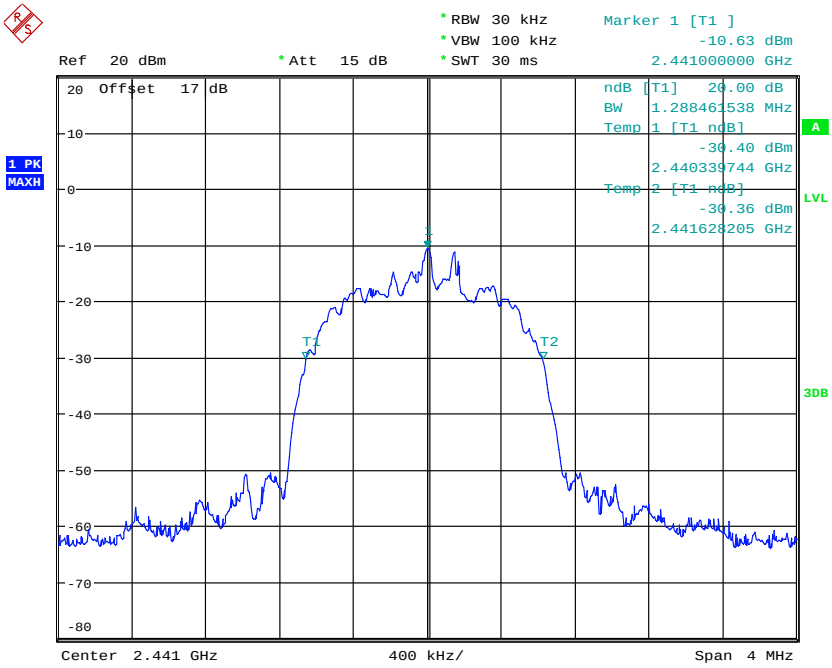

20DB BANDWIDTH CH39 EDR MODE

Date: 9.NOV.2018 15:39:50

Registration number: W6M21810-18520-C-1
FCC ID: 2AQ5M-T200

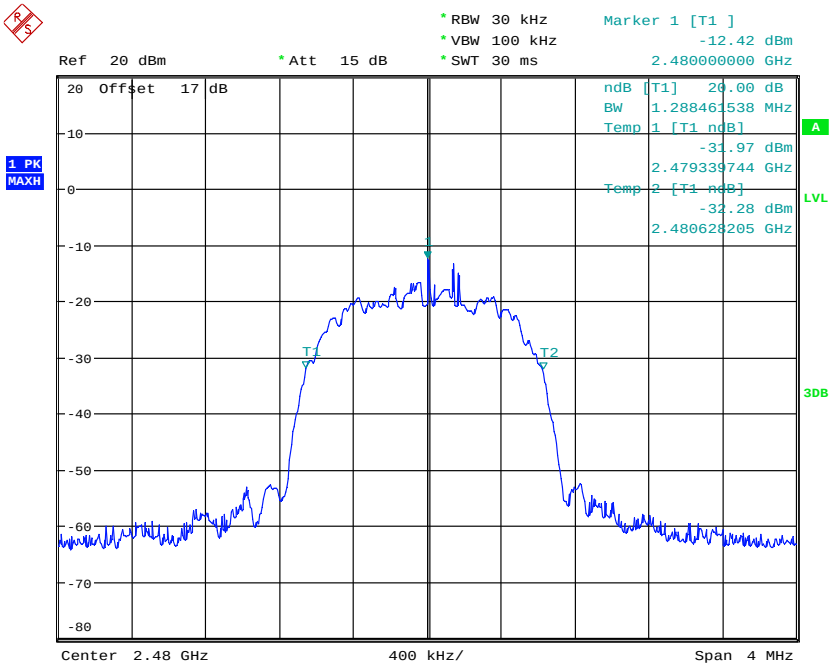

20DB BANDWIDTH CH78 EDR MODE
Date: 9.NOV.2018 15:40:10

Limits:

Frequency Range / MHz	Limit
902-928	≤ 500 kHz
2400-2483.5	not defined
5725-5850	≤ 1 MHz

Test equipment used: ETSTW-RE 055, ETSTW-RE 064

3.9.1 System Receiver Input Bandwidth

It is determined in the Bluetooth core specification. The value matches to the bandwidth of transmitter signal.

3.10 Band-edge Compliance of RF Emissions

According to FCC rules part 15 subpart C §15.247(c) in any 100 kHz bandwidth outside the frequency band in which the intentional radiator is operating, the radio frequency power that is produced by the intentional radiator shall be at least 20dB below that in the 100 kHz bandwidth within the band that contains the highest level of the desired power, based on either an RF conducted or a radiated measurement. Attenuation below the general limits specified in § 15.209(a) is not required.

In addition radiated emission which fall in the restricted bands, as defined in section 15.205(a), must also with the radiated emission limits.

L
Normal mode

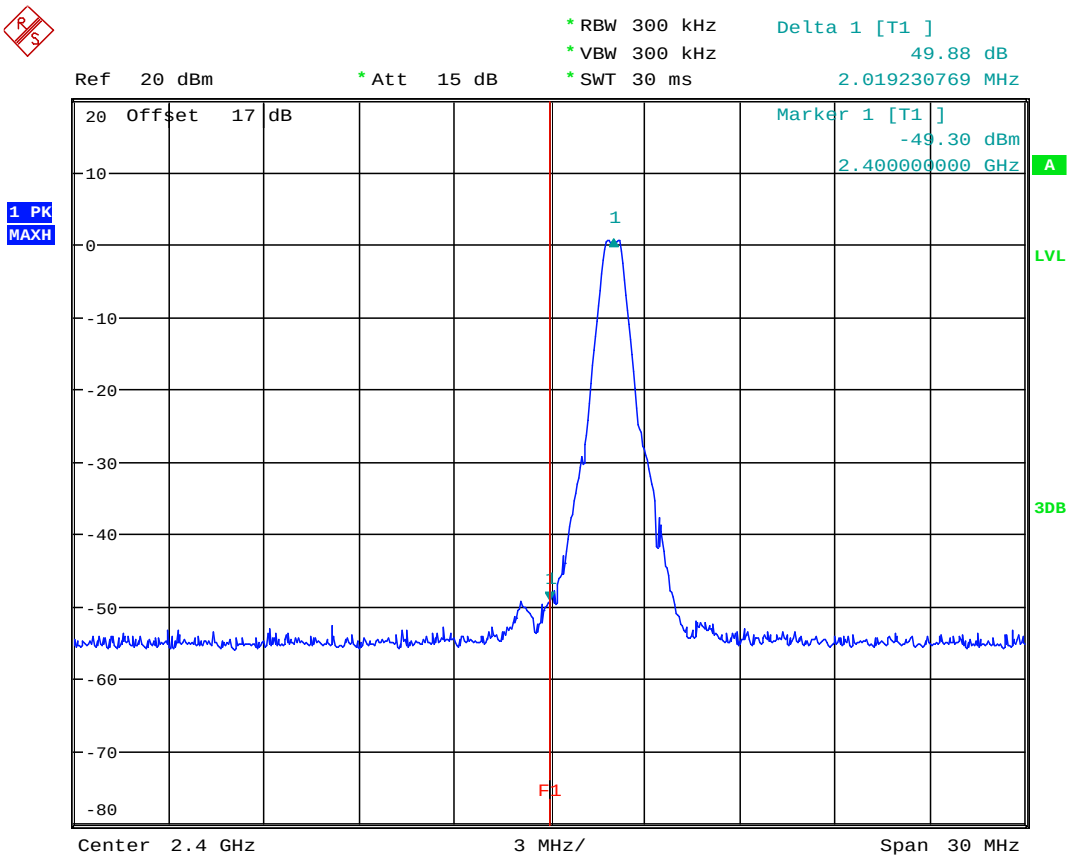

BANDEDGE CH0

Date: 9.NOV.2018 14:48:53

Registration number: W6M21810-18520-C-1
FCC ID: 2AQ5M-T200

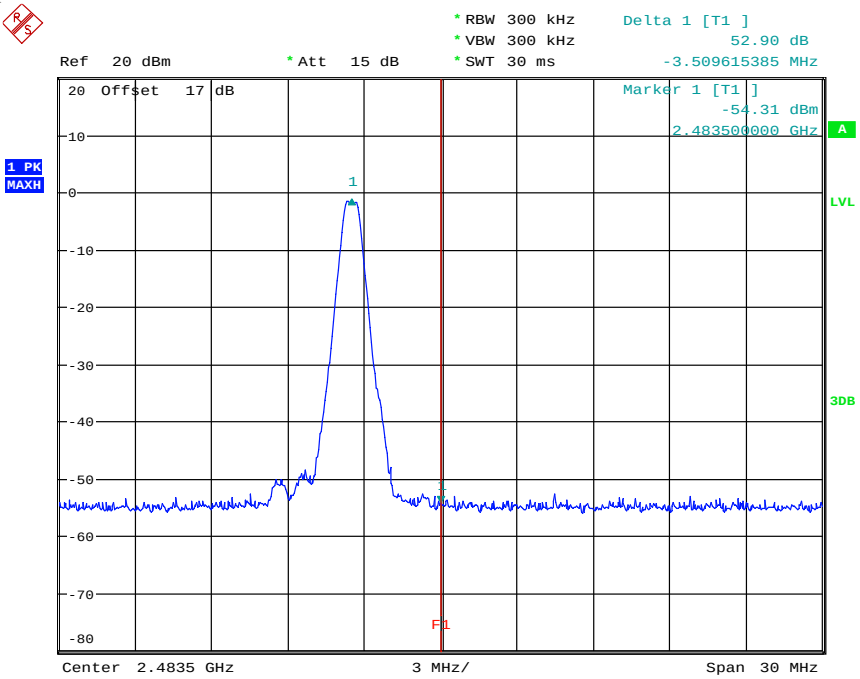

BANDEDGE CH78

Date: 9.NOV.2018 14:49:42

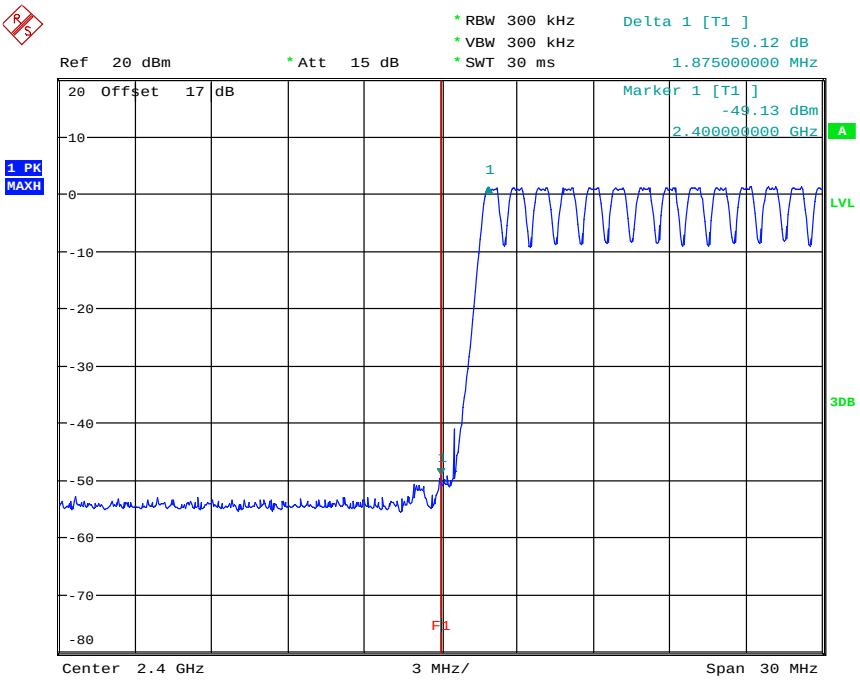

BANDEDGE CH0 HOPPING MODE

Date: 9.NOV.2018 14:50:22

Registration number: W6M21810-18520-C-1
FCC ID: 2AQ5M-T200

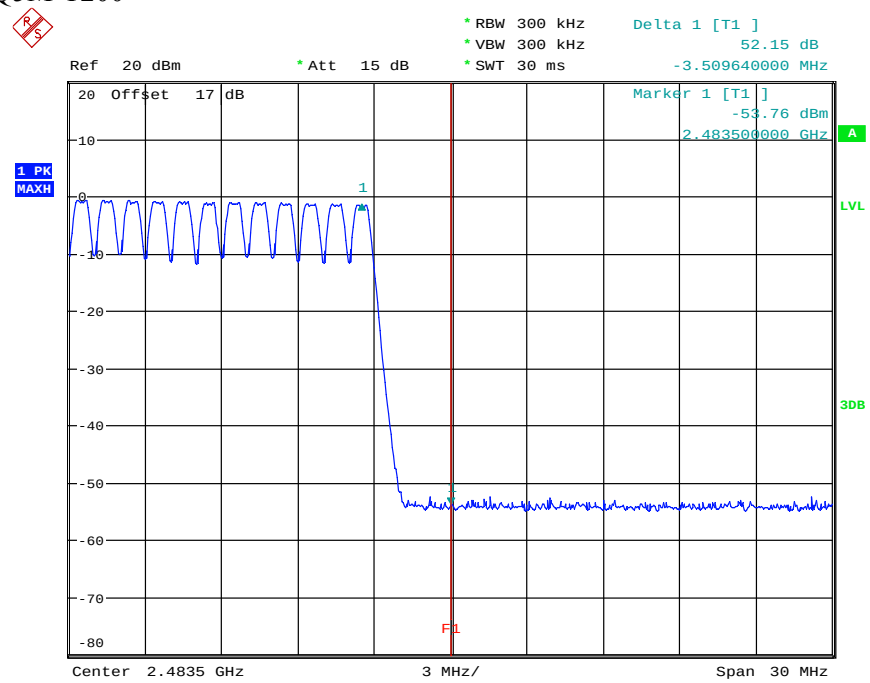

BANDEDGE CH78 HOPPING MODE
Date: 9.NOV.2018 14:51:02

EDR mode

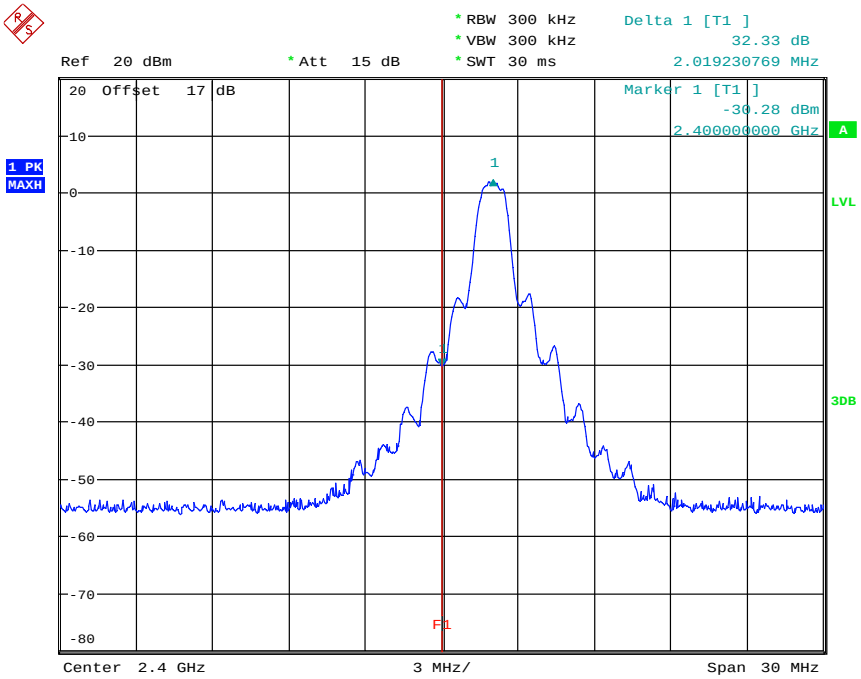

BANDEDGE CH0 EDR MODE
Date: 9.NOV.2018 14:55:02

Registration number: W6M21810-18520-C-1
FCC ID: 2AQ5M-T200

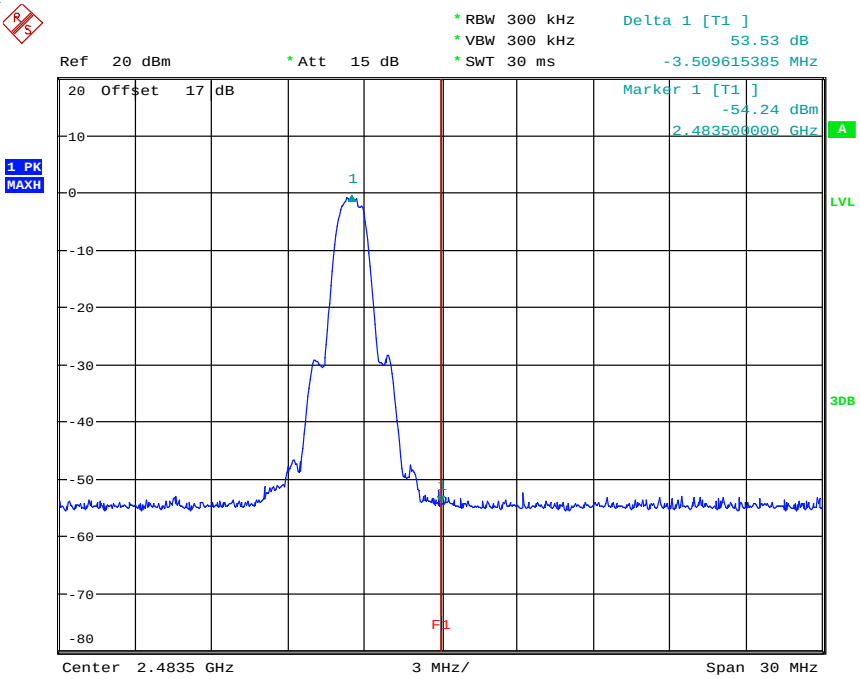

BANDEDGE CH78 EDR MODE

Date: 9.NOV.2018 14:55:58

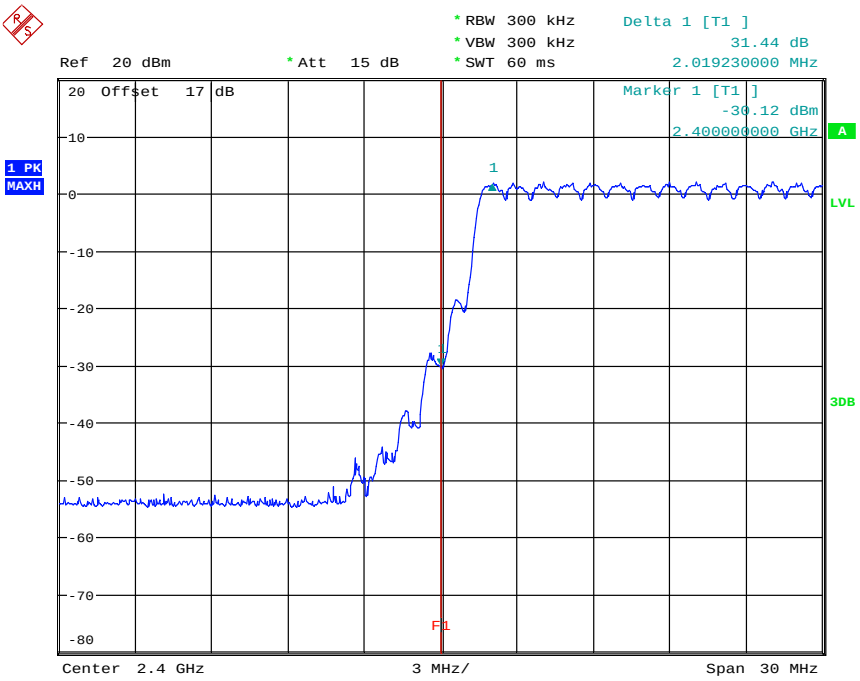

BANDEDGE CH0 EDR HOPPING MODE

Date: 9.NOV.2018 14:57:46

Registration number: W6M21810-18520-C-1
FCC ID: 2AQ5M-T200

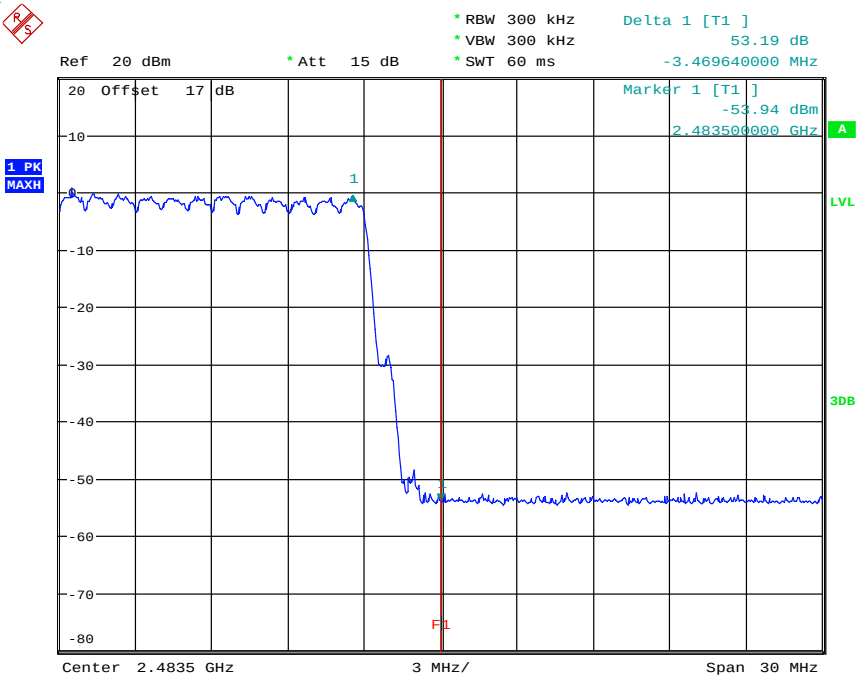

BANDEDGE CH78 EDR HOPPING MODE
Date: 9.NOV.2018 14:59:30

R
Normal mode

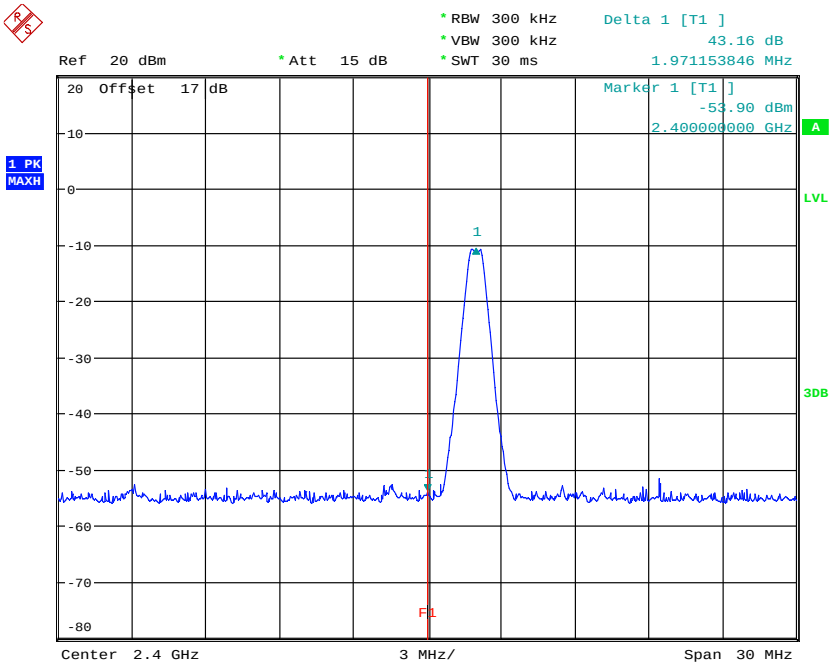

BANDEDGE CH0
Date: 9.NOV.2018 15:33:18

Registration number: W6M21810-18520-C-1
FCC ID: 2AQ5M-T200

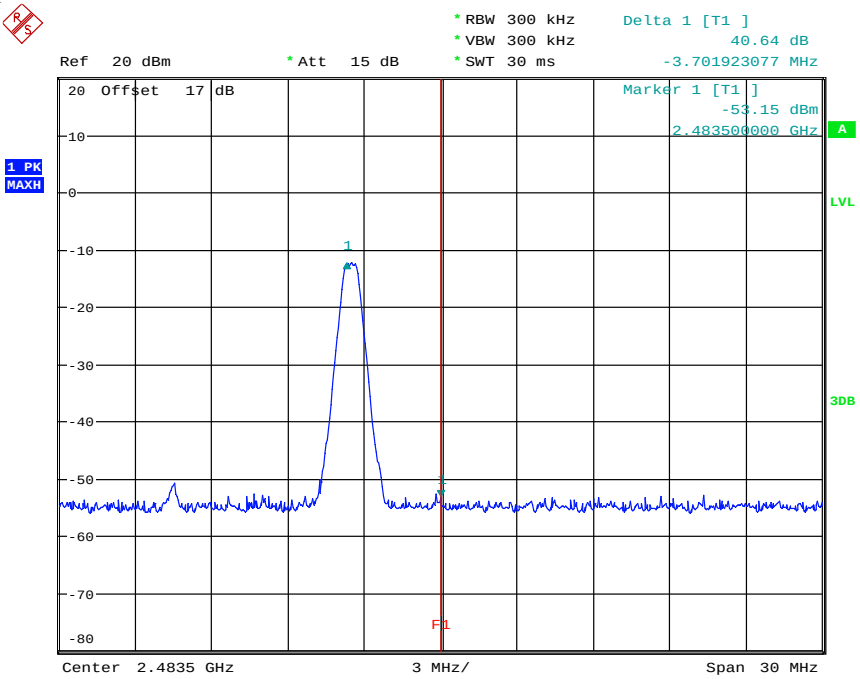

BANDEDGE CH78

Date: 9.NOV.2018 15:34:06

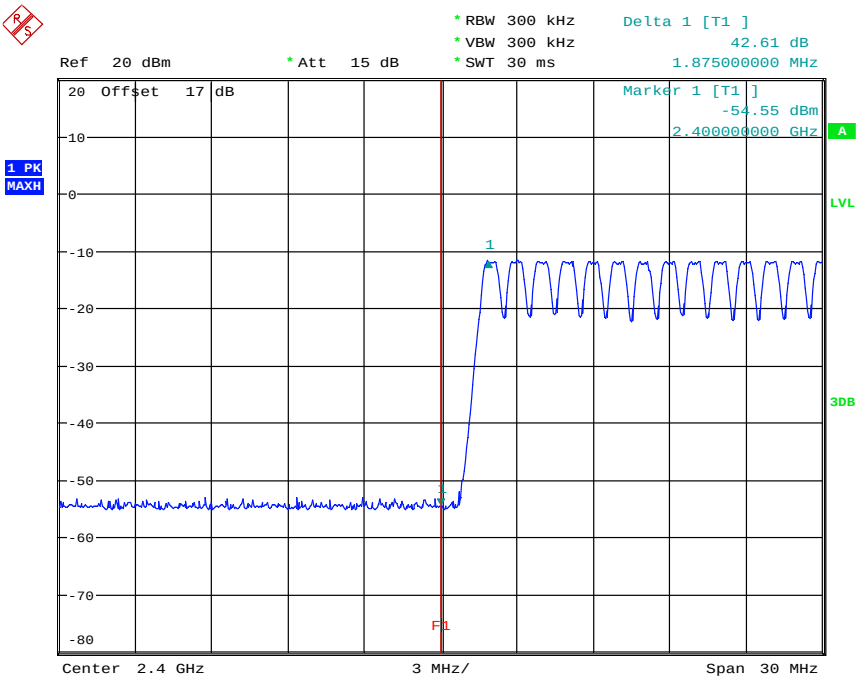

BANDEDGE CH0 HOPPING MODE

Date: 9.NOV.2018 15:34:46

Registration number: W6M21810-18520-C-1
FCC ID: 2AQ5M-T200

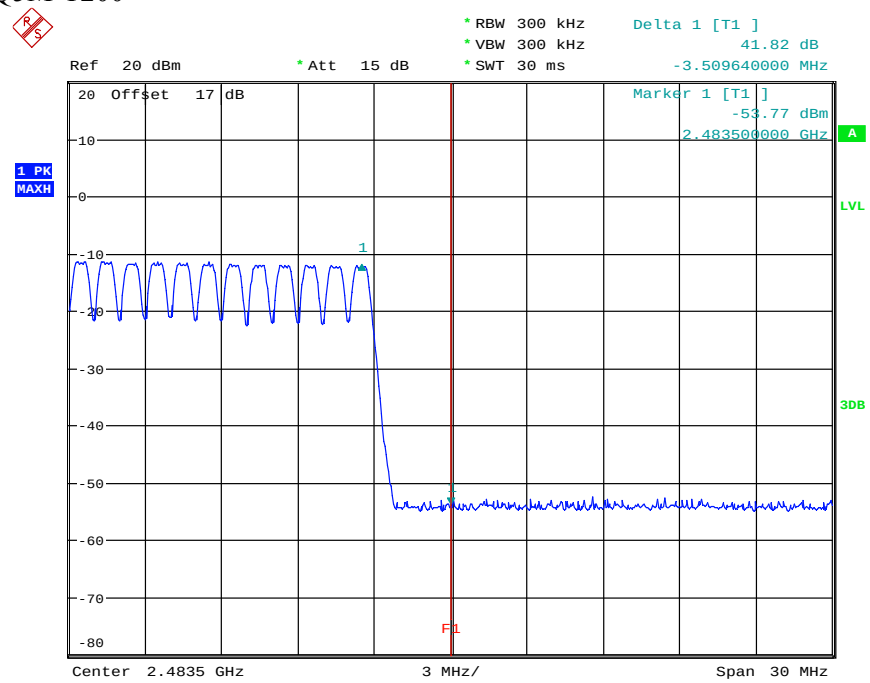

BANDEDGE CH78 HOPPING MODE

Date: 9.NOV.2018 15:35:26

EDR mode

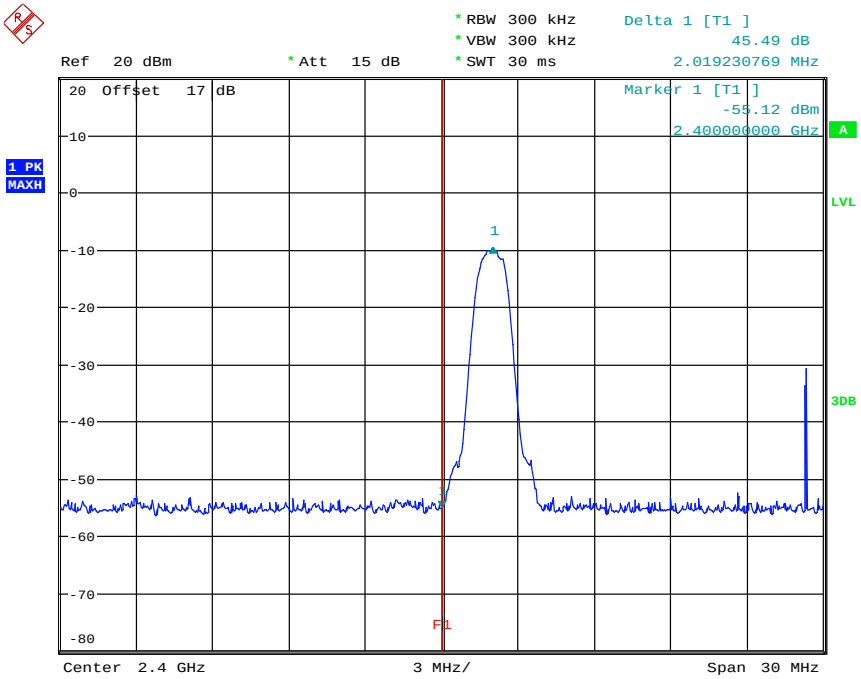

BANDEDGE CH0 EDR MODE

Date: 9.NOV.2018 15:39:26

Registration number: W6M21810-18520-C-1
FCC ID: 2AQ5M-T200

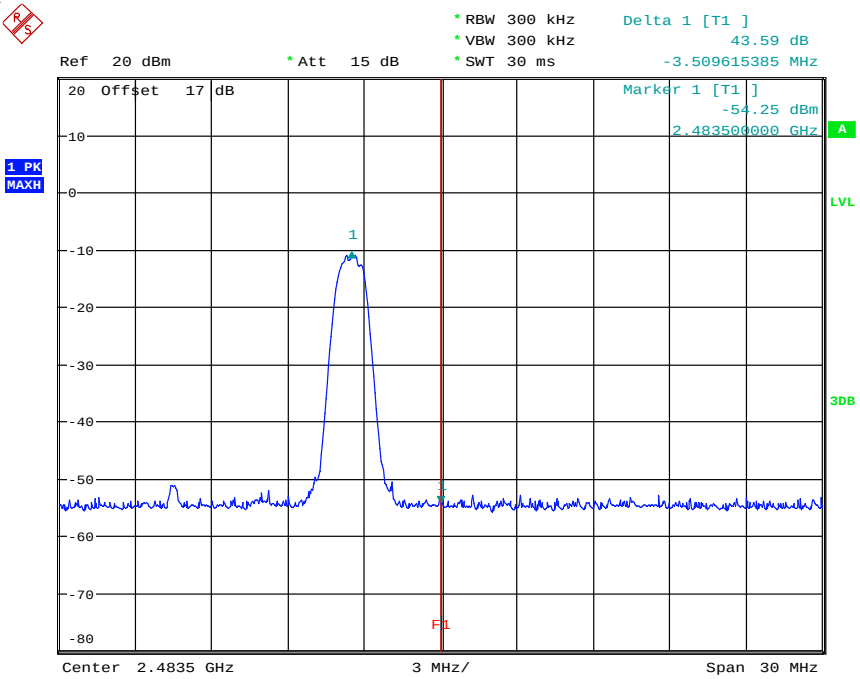

BANDEDGE CH78 EDR MODE

Date: 9.NOV.2018 15:40:22

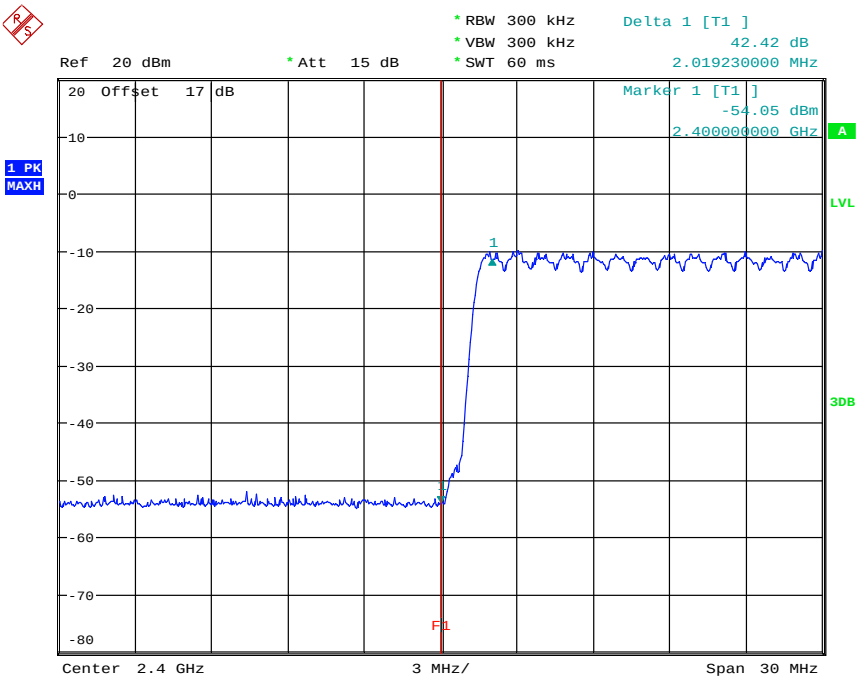

BANDEDGE CH0 EDR HOPPING MODE

Date: 9.NOV.2018 15:42:10

Registration number: W6M21810-18520-C-1
FCC ID: 2AQ5M-T200

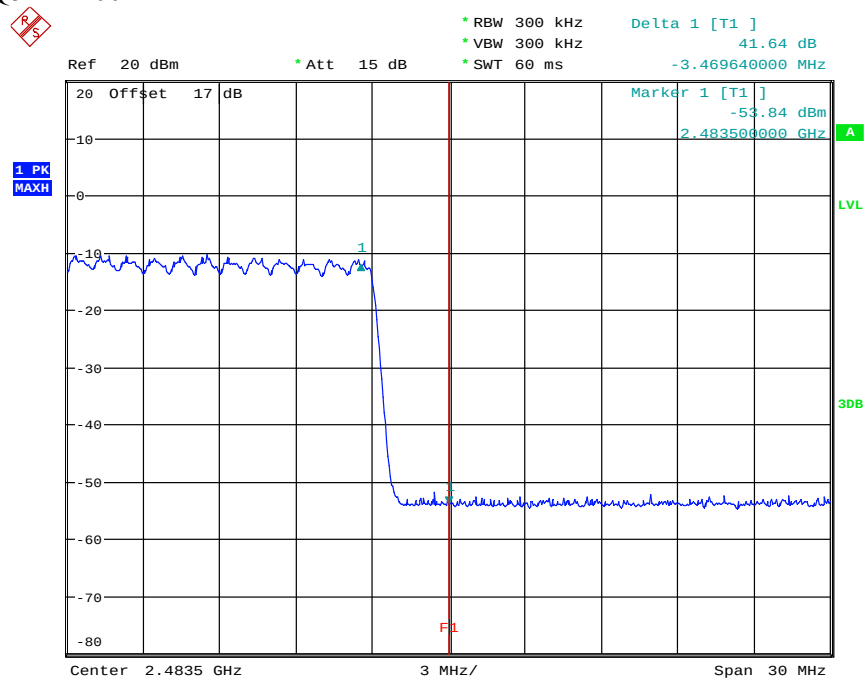

BANDEDGE CH78 EDR HOPPING MODE
Date: 9.NOV.2018 15:43:54

Limits:

Frequency Range / MHz	Limit
902 –928 2400 – 2483.5 5725 - 5850	- 20 dB

Test equipment used: ETSTW-RE 055, ETSTW-RE 064

3.11 Radiated Emissions from Digital Part

FCC Rule: 15.109

Summary table with radiated data of the test plots

Except for Class A digital devices, the field strength of radiated emissions from unintentional radiators at a distance of 3 meters shall not exceed the following values:

Frequency of Emission (MHz)	Field Strength (microvolts/meter)	Field Strength (dBmicrovolts/meter)
30 – 88	100	40.0
88 – 216	150	43.5
216 – 960	200	46.0
Above 960	500	54.0

Explanation: The test results are listed in the separated test report no.: W6M21810-18520-P-15B.

Test equipment used: ETSTW-RE 055, ETSTW-RE 064, ETSTW-RE 004, ETSTW-RE 030
ETSTW-RE 062, ETSTW-RE 142, ETSTW-RE 147

3.12 Power Line Conducted Emission

For an intentional radiator which is designed to be connected to the public utility (AC) power line, the radio frequency voltage that is conducted back onto the AC line on any frequency or frequencies within the band 150 kHz to 30 MHz shall not exceed the limits in the table bellows with this provision shall be based on the measurement of the radio frequency voltage between each power line and ground at the power terminals.

This measurement was transact first with instrumentation using an average and peak detector and a 10 kHz bandwidth. If the peak detector achieves a calculated level, the measurement is repeated by an instrumentation using a quasi-peak detector.

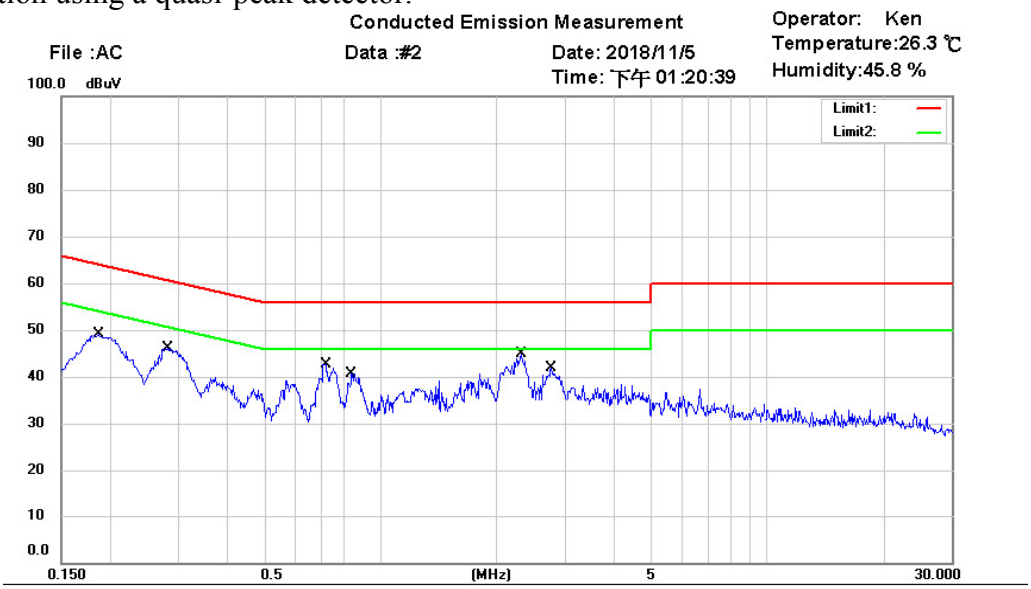

Site : Chamber_03
Condition : FCC Part 15 Class B Conduction (QP)
EUT : W6M21810-18520
M/N:
Test Mode : Charge
Note :
Phase: N
Power : 120 Va.c.

Mk.	Frequency (MHz)	Reading (dBuV)	Detector	Corrected factor(dB)	Result (dBuV)	Limit (dBuV)	Margin (dB)	Comment
	0.1873	30.01	QP	9.93	39.94	64.16	-24.22	
	0.1873	16.03	AVG	9.93	25.96	54.16	-28.20	
	0.2818	25.46	QP	9.91	35.37	60.76	-25.39	
	0.2818	14.90	AVG	9.91	24.81	50.76	-25.95	
	0.7182	22.77	QP	9.91	32.68	56.00	-23.32	
	0.7182	18.26	AVG	9.91	28.17	46.00	-17.83	
	0.8375	21.04	QP	9.91	30.95	56.00	-25.05	
	0.8375	14.52	AVG	9.91	24.43	46.00	-21.57	
	2.3090	28.31	QP	9.93	38.24	56.00	-17.76	
*	2.3090	20.64	AVG	9.93	30.57	46.00	-15.43	
	2.7568	23.89	QP	9.94	33.83	56.00	-22.17	
	2.7568	13.90	AVG	9.94	23.84	46.00	-22.16	

Registration number: W6M21810-18520-C-1
FCC ID: 2AQ5M-T200

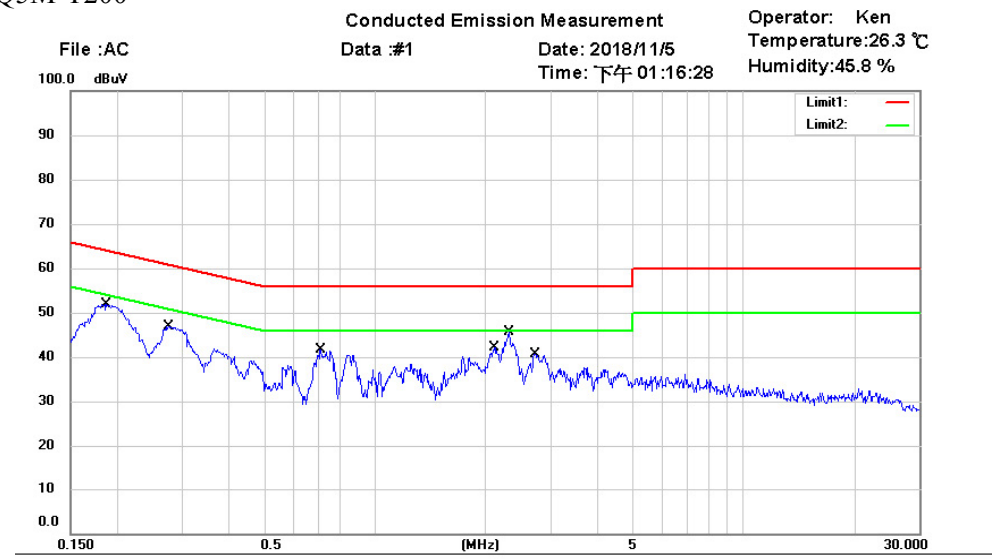

Site : Chamber_03
Condition : FCC Part 15 Class B Conduction (QP)
Phase: L1
EUT : W6M21810-18520
Power : 120 Va.c.
M/N:
Test Mode : Charge
Note :

Mk.	Frequency (MHz)	Reading (dBuV)	Detector	Corrected factor(dB)	Result (dBuV)	Limit (dBuV)	Margin (dB)	Comment
	0.1873	32.47	QP	9.93	42.40	64.16	-21.76	
	0.1873	15.48	AVG	9.93	25.41	54.16	-28.75	
	0.2751	25.98	QP	9.91	35.89	60.96	-25.07	
	0.2751	12.08	AVG	9.91	21.99	50.96	-28.97	
	0.7092	22.29	QP	9.91	32.20	56.00	-23.80	
	0.7092	13.75	AVG	9.91	23.66	46.00	-22.34	
	2.0908	24.84	QP	9.93	34.77	56.00	-21.23	
	2.0908	14.39	AVG	9.93	24.32	46.00	-21.68	
	2.3090	27.66	QP	9.93	37.59	56.00	-18.41	
*	2.3090	20.00	AVG	9.93	29.93	46.00	-16.07	
	2.7072	22.22	QP	9.94	32.16	56.00	-23.84	
	2.7072	13.12	AVG	9.94	23.06	46.00	-22.94	

Limits:

Frequency of Emission (MHz)	Conducted Limit (dBuV)	
	Quasi Peak	Average
0.15-0.5	66 to 56	56 to 46
0.5-5	56	46
5-30	60	50

Note:

1. **The formula of measured value as: Test Result = Reading + Correction Factor**
2. **The Correction Factor = Cable Loss + LISN Insertion Loss + Pulse Limit Loss**
3. **Detector function in the form : PK = Peak, QP = Quasi Peak, AV = Average**
4. **All not in the table noted test results are more than 20 dB below the relevant limits.**
5. **Measurement uncertainty = ±1.54 dB; Reported uncertainties represent expanded uncertainties expressed at approximately the 95% confidence level using a coverage factor of k = 2. The decision rule is "false acceptance".**
6. **Up Line: QP Limit Line, Down Line: Ave Limit Line.**

Test equipment used: ETSTW-CE 001, ETSTW-CE 016, ETSTW-RE 045.

Appendix

Measurement diagrams

Spurious Emissions radiated_TX

L_TX

Address:6F.,No.58,Ln 188,Ruey Kuang Rd,Neihu,Taipei
Tel:+886-2-6606-8877
Fax:+886-2-6606-8875

Radiated Emission Measurement

Operator: Allen

File :1 Data :#1 Date: 11/9/2018 Time: 1:15:07 AM

Temperature:24.5 ℃
Humidity:75.3 %

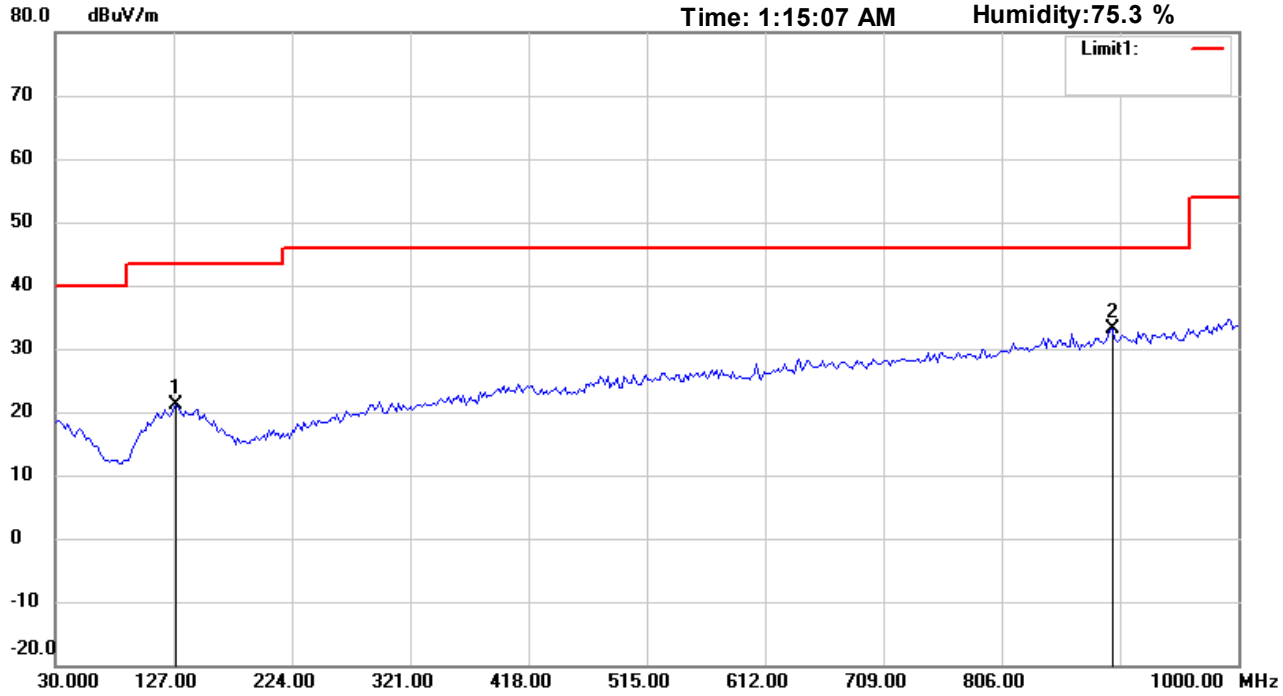

Site : Chamber

Condition : FCC_part 15 RE-Class C_30-1000MHz

EUT : W6M21810-18520

M/N:

Test Mode : TX 2402MHz

Note :

Polarization: *Horizontal*

Power : 3.7 Vd.c.

Distance: 3m

Mk.	Frequency (MHz)	Reading (dBuV)	Detector	Corr. factor (dB/m)	Result (dBuV/m)	Limit (dBuV/m)	Ant.Pos (cm)	Tab.Pos (deg.)	Margin (dB)	Comment
	129.1382	27.42	peak	-6.33	21.09	43.50	100	175	-22.41	
*	896.9738	28.31	peak	4.82	33.13	46.00	100	80	-12.87	

*:Maximum data x:Over limit !:over margin

Address:6F.,No.58,Ln 188,Ruey Kuang Rd,Neihu,Taipei
Tel:+886-2-6606-8877
Fax:+886-2-6606-8875

Radiated Emission Measurement

Operator: Allen

File :1 Data :#2 Date: 11/9/2018 Time: 1:16:06 AM

Temperature:24.5 ℃
Humidity:75.3 %

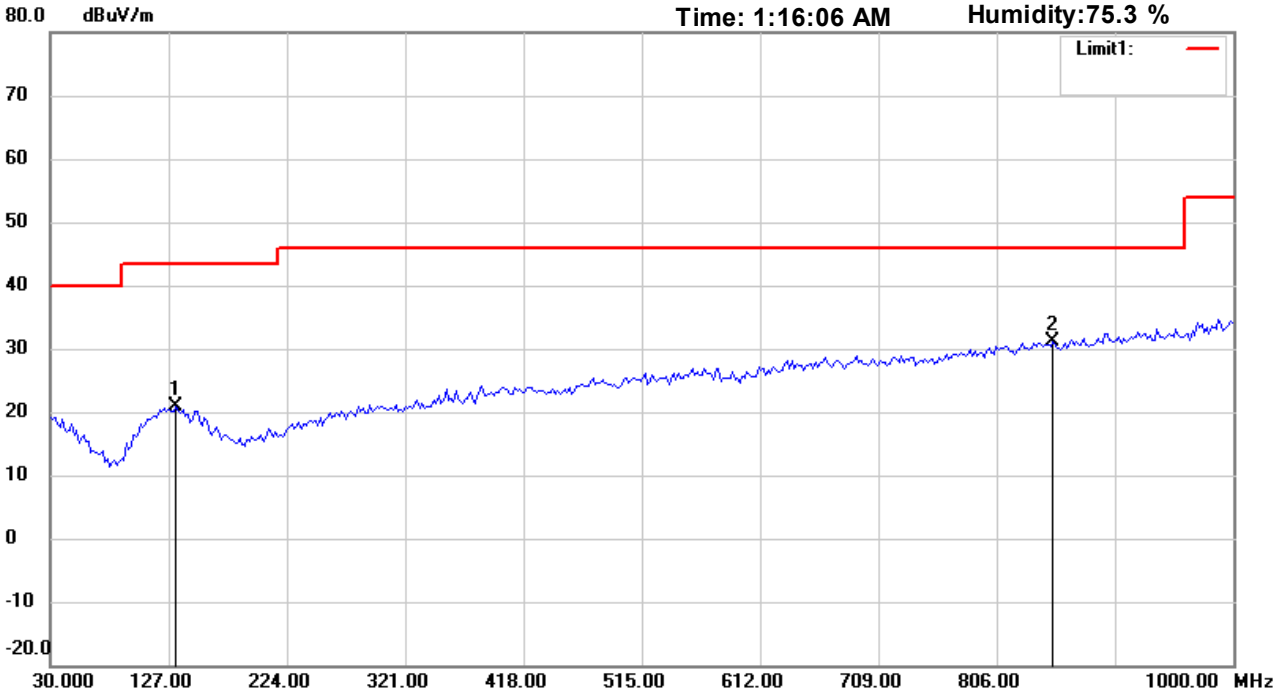

Site : Chamber

Condition : FCC_part 15 RE-Class C_30-1000MHz

EUT : W6M21810-18520

M/N:

Test Mode : TX 2402MHz

Note :

Polarization: *Vertical*

Power : 3.7 Vd.c.

Distance: 3m

Mk.	Frequency (MHz)	Reading (dBuV)	Detector	Corr. factor (dB/m)	Result (dBuV/m)	Limit (dBuV/m)	Ant.Pos (cm)	Tab.Pos (deg.)	Margin (dB)	Comment
	133.0261	27.28	peak	-6.35	20.93	43.50	100	55	-22.57	
*	852.2645	27.25	peak	3.93	31.18	46.00	100	245	-14.82	

*:Maximum data x:Over limit !:over margin

Address:6F.,No.58,Ln 188,Ruey Kuang Rd,Neihu,Taipei
Tel:+886-2-6606-8877
Fax:+886-2-6606-8875

Radiated Emission Measurement

Operator: Vincent

File :3 Data :#1 Date: 11/6/2018 Time: 7:20:16 PM

Temperature:24.5 ℃
Humidity:75.3 %

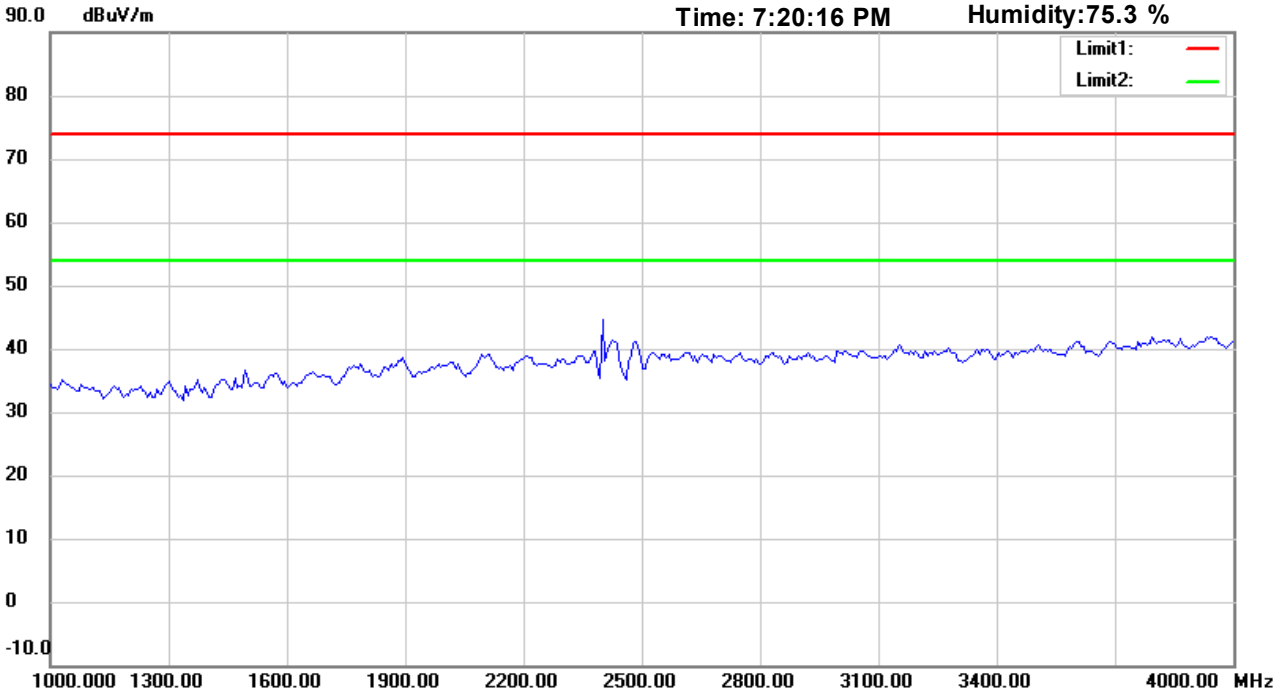

Site : Chamber

Condition : FCC_part 15 RE-Class C_Above 1GHz_PK

Polarization: *Horizontal*

EUT : W6M21810-18520

Power : 3.7 Vd.c.

M/N:

Distance: 3m

Test Mode : TX 2402MHz

Note :

Mk.	Frequency (MHz)	Reading (dBuV)	Detector	Corr. factor (dB/m)	Result (dBuV/m)	Limit (dBuV/m)	Ant.Pos (cm)	Tab.Pos (deg.)	Margin (dB)	Comment

*:Maximum data x:Over limit !:over margin

Address:6F.,No.58,Ln 188,Ruey Kuang Rd,Neihu,Taipei
Tel:+886-2-6606-8877
Fax:+886-2-6606-8875

Radiated Emission Measurement

Operator: Vincent

File :3 Data :#6 Date: 11/6/2018 Time: 7:23:47 PM

Temperature:24.5 ℃
Humidity:75.3 %

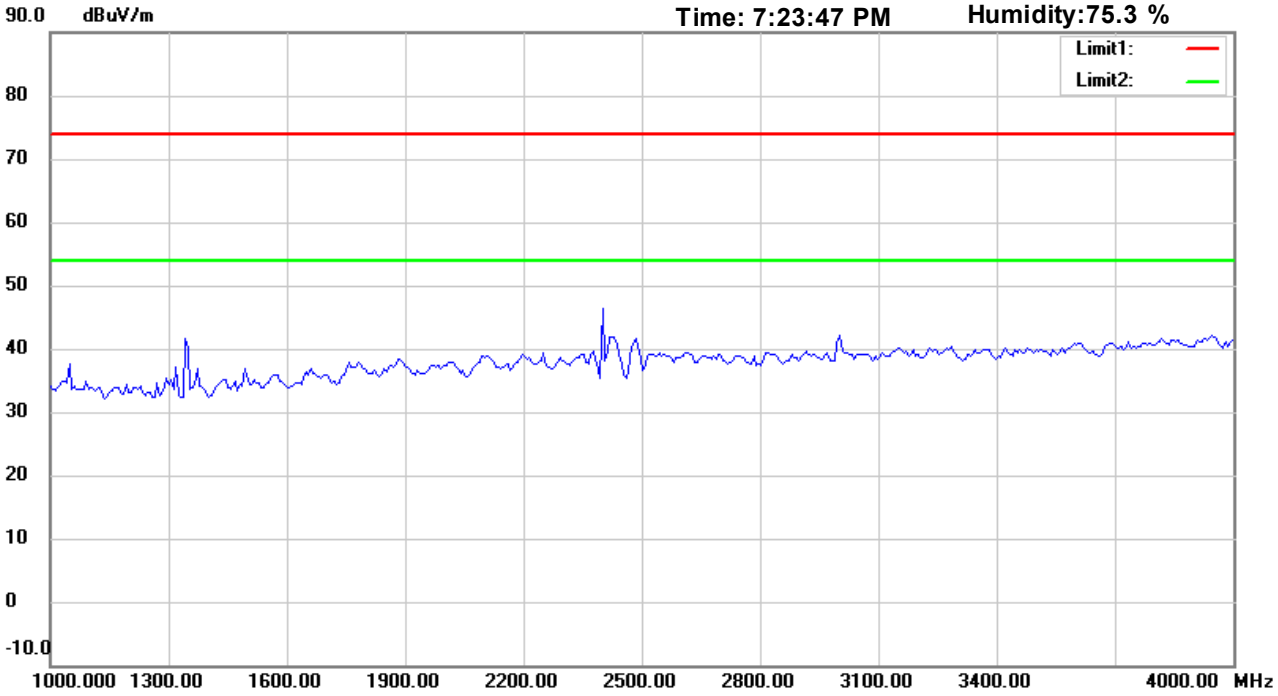

Site : Chamber

Condition : FCC_part 15 RE-Class C_Above 1GHz_PK

Polarization: *Vertical*

EUT : W6M21810-18520

Power : 3.7 Vd.c.

M/N:

Distance: 3m

Test Mode : TX 2402MHz

Note :

Mk.	Frequency (MHz)	Reading (dBuV)	Detector	Corr. factor (dB/m)	Result (dBuV/m)	Limit (dBuV/m)	Ant.Pos (cm)	Tab.Pos (deg.)	Margin (dB)	Comment

*:Maximum data x:Over limit !:over margin

Address:6F.,No.58,Ln 188,Ruey Kuang Rd,Neihu,Taipei
Tel:+886-2-6606-8877
Fax:+886-2-6606-8875

Radiated Emission Measurement

Operator: Vincent

File :3 Data :#2 Date: 11/6/2018 Time: 7:21:17 PM

Temperature:24.5 ℃
Humidity:75.3 %

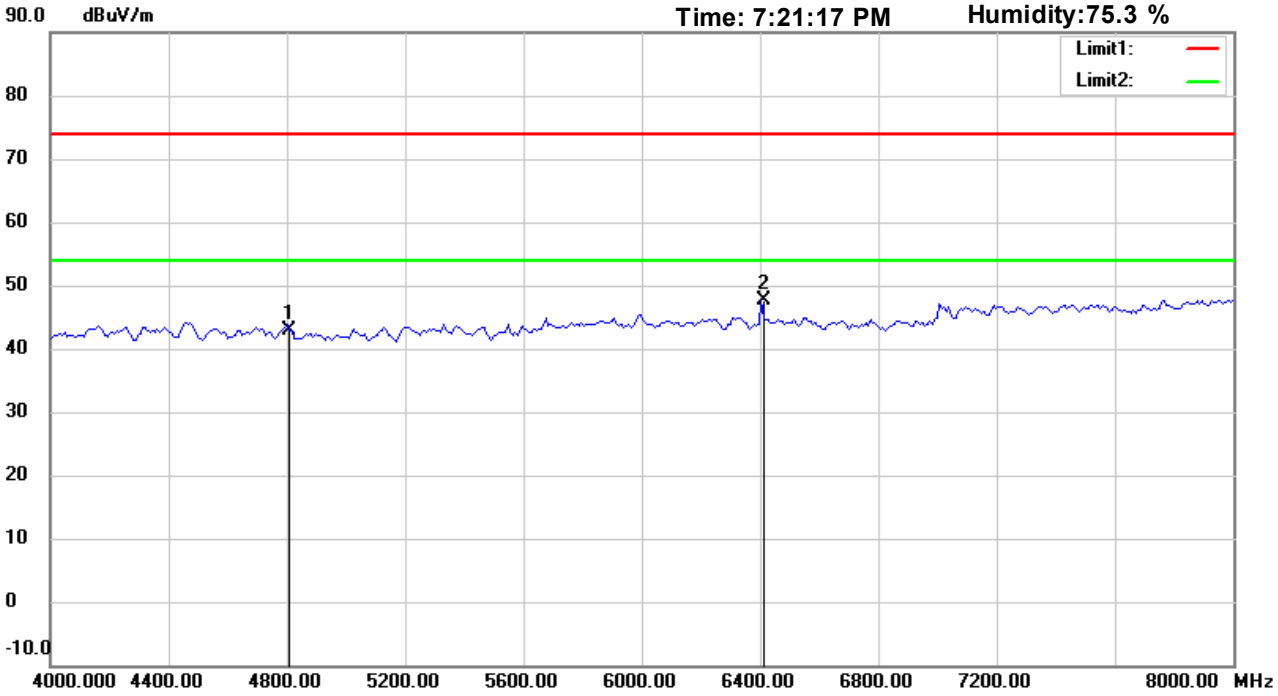

Site : Chamber

Condition : FCC_part 15 RE-Class C_Above 1GHz_PK

Polarization: *Horizontal*

EUT : W6M21810-18520

Power : 3.7 Vd.c.

M/N:

Distance: 3m

Test Mode : TX 2402MHz

Note :

Mk.	Frequency (MHz)	Reading (dBuV)	Detector	Corr. factor (dB/m)	Result (dBuV/m)	Limit (dBuV/m)	Ant.Pos (cm)	Tab.Pos (deg.)	Margin (dB)	Comment
	4804.000	42.24	peak	0.75	42.99	74.00	150	300	-31.01	
*	6404.810	43.33	peak	4.34	47.67	74.00	150	110	-26.33	

*:Maximum data x:Over limit !:over margin

Address:6F.,No.58,Ln 188,Ruey Kuang Rd,Neihu,Taipei
Tel:+886-2-6606-8877
Fax:+886-2-6606-8875

Radiated Emission Measurement

Operator: Vincent

File :3 Data :#7 Date: 11/6/2018 Time: 7:24:48 PM

Temperature:24.5 ℃
Humidity:75.3 %

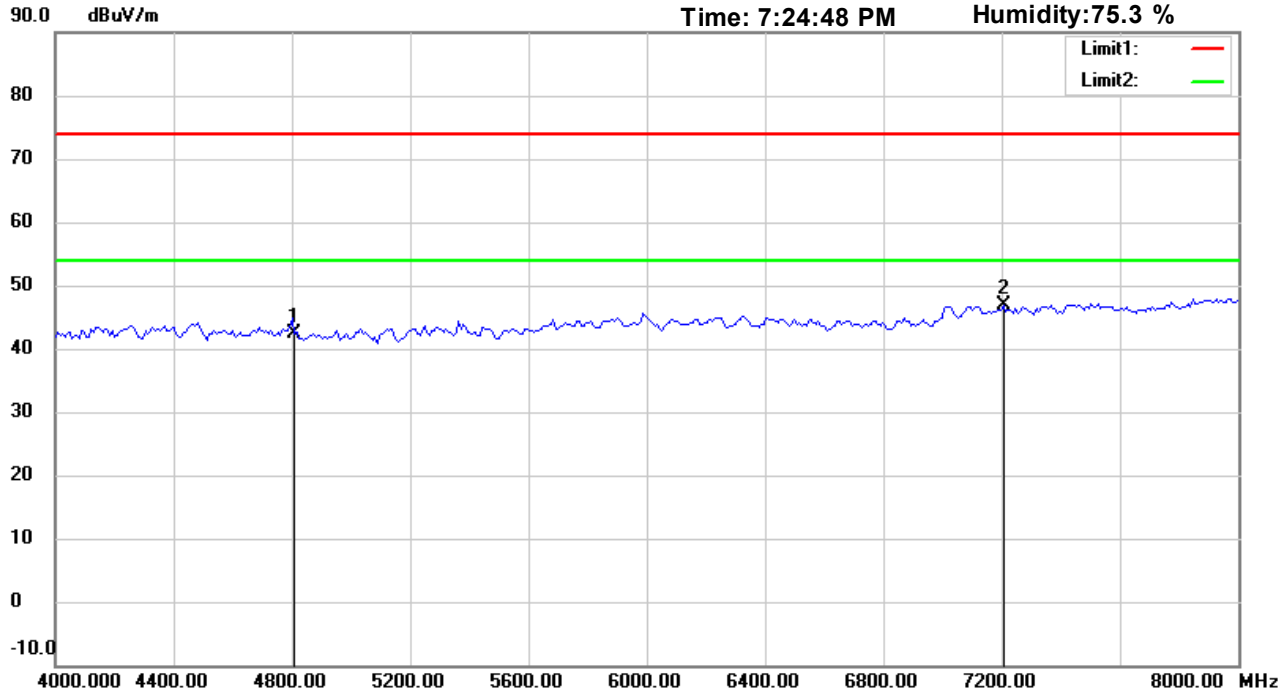

Site : Chamber

Condition : FCC_part 15 RE-Class C_Above 1GHz_PK

Polarization: *Vertical*

EUT : W6M21810-18520

Power : 3.7 Vd.c.

M/N:

Distance: 3m

Test Mode : TX 2402MHz

Note :

Mk.	Frequency (MHz)	Reading (dBuV)	Detector	Corr. factor (dB/m)	Result (dBuV/m)	Limit (dBuV/m)	Ant.Pos (cm)	Tab.Pos (deg.)	Margin (dB)	Comment
	4804.000	41.64	peak	0.75	42.39	74.00	150	195	-31.61	
*	7206.000	41.51	peak	5.38	46.89	74.00	150	230	-27.11	

*:Maximum data x:Over limit !:over margin

Address:6F.,No.58,Ln 188,Ruey Kuang Rd,Neihu,Taipei
Tel:+886-2-6606-8877
Fax:+886-2-6606-8875

Radiated Emission Measurement

Operator: Vincent

File :3 Data :#3 Date: 11/6/2018 Time: 7:22:24 PM

Temperature:24.5 ℃
Humidity:75.3 %

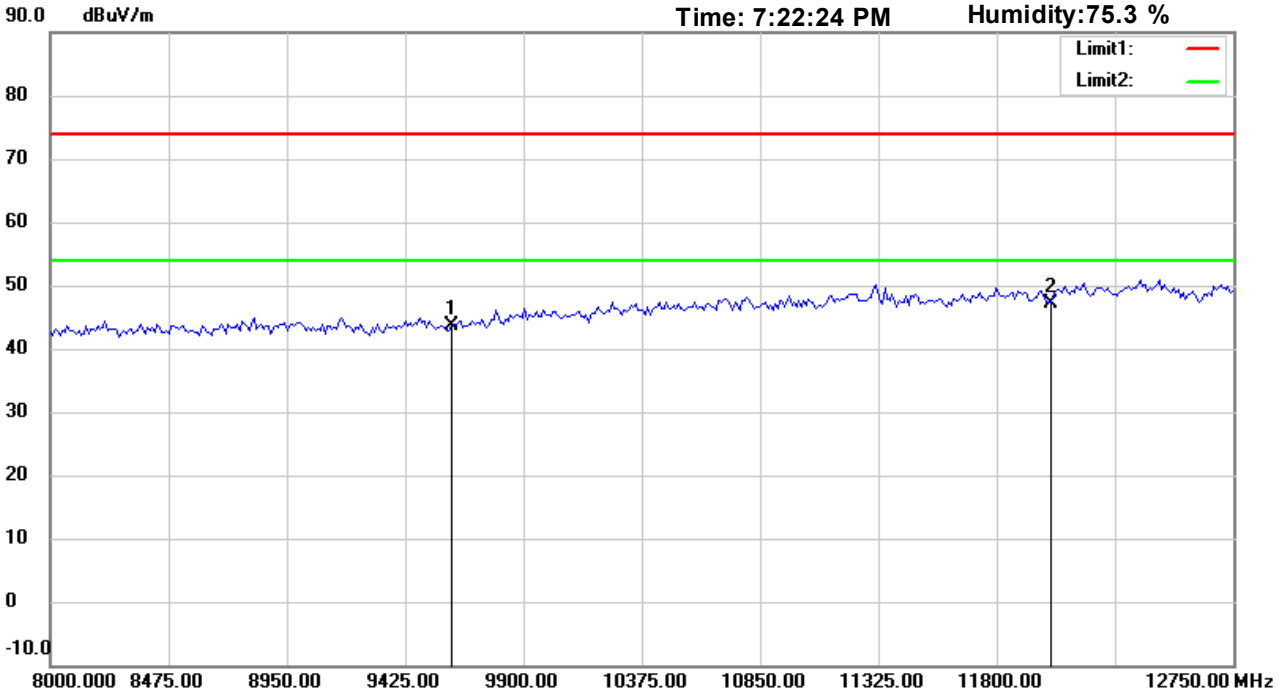

Site : Chamber

Condition : FCC_part 15 RE-Class C_Above 1GHz_PK

Polarization: *Horizontal*

EUT : W6M21810-18520

Power : 3.7 Vd.c.

M/N:

Distance: 3m

Test Mode : TX 2402MHz

Note :

Mk.	Frequency (MHz)	Reading (dBuV)	Detector	Corr. factor (dB/m)	Result (dBuV/m)	Limit (dBuV/m)	Ant.Pos (cm)	Tab.Pos (deg.)	Margin (dB)	Comment
	9608.000	35.46	peak	8.25	43.71	74.00	150	305	-30.29	
*	12010.000	33.69	peak	13.50	47.19	74.00	150	295	-26.81	

*:Maximum data x:Over limit !:over margin

Address:6F.,No.58,Ln 188,Ruey Kuang Rd,Neihu,Taipei
Tel:+886-2-6606-8877
Fax:+886-2-6606-8875

Radiated Emission Measurement

Operator: Vincent

File :3 Data :#8 Date: 11/6/2018 Time: 7:25:48 PM

Temperature:24.5 ℃
Humidity:75.3 %

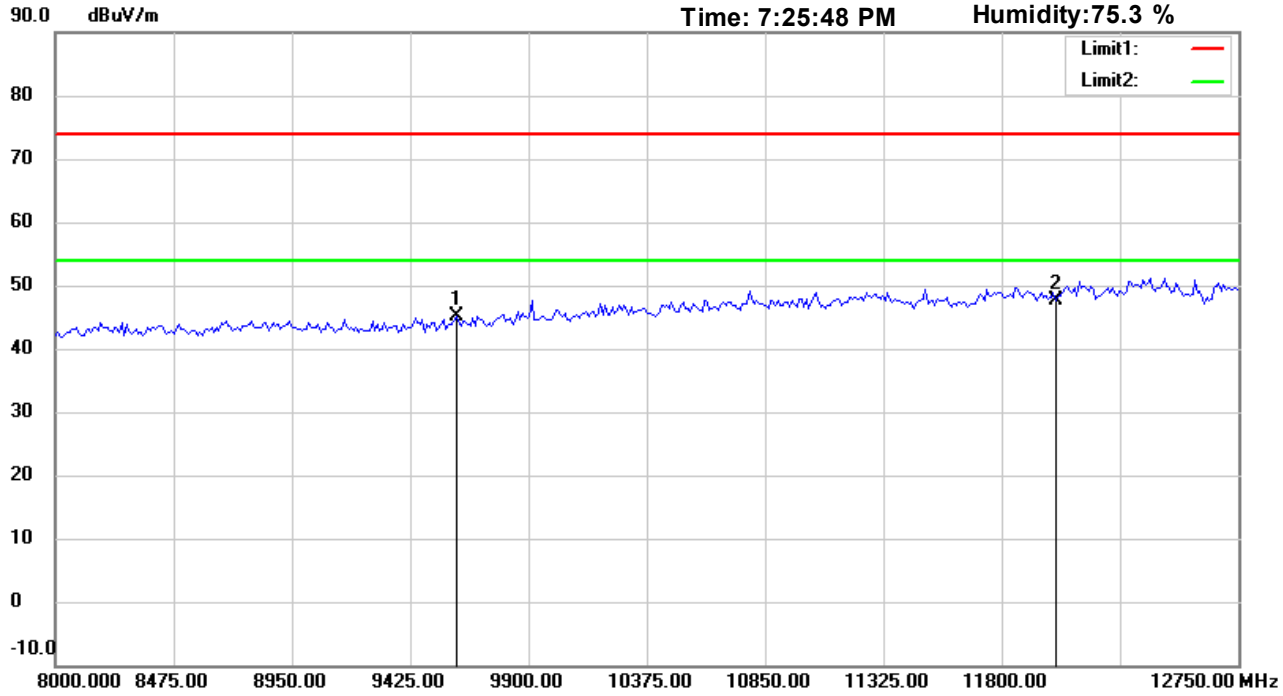

Site : Chamber

Condition : FCC_part 15 RE-Class C_Above 1GHz_PK

Polarization: *Vertical*

EUT : W6M21810-18520

Power : 3.7 Vd.c.

M/N:

Distance: 3m

Test Mode : TX 2402MHz

Note :

Mk.	Frequency (MHz)	Reading (dBuV)	Detector	Corr. factor (dB/m)	Result (dBuV/m)	Limit (dBuV/m)	Ant.Pos (cm)	Tab.Pos (deg.)	Margin (dB)	Comment
	9608.000	36.88	peak	8.25	45.13	74.00	150	110	-28.87	
*	12010.000	34.08	peak	13.50	47.58	74.00	150	250	-26.42	

*:Maximum data x:Over limit !:over margin

Address:6F.,No.58,Ln 188,Ruey Kuang Rd,Neihu,Taipei
Tel:+886-2-6606-8877
Fax:+886-2-6606-8875

Radiated Emission Measurement

Operator: Vincent

File :3 Data :#4 Date: 11/6/2018 Time: 7:22:37 PM

Temperature:24.5 ℃
Humidity:75.3 %

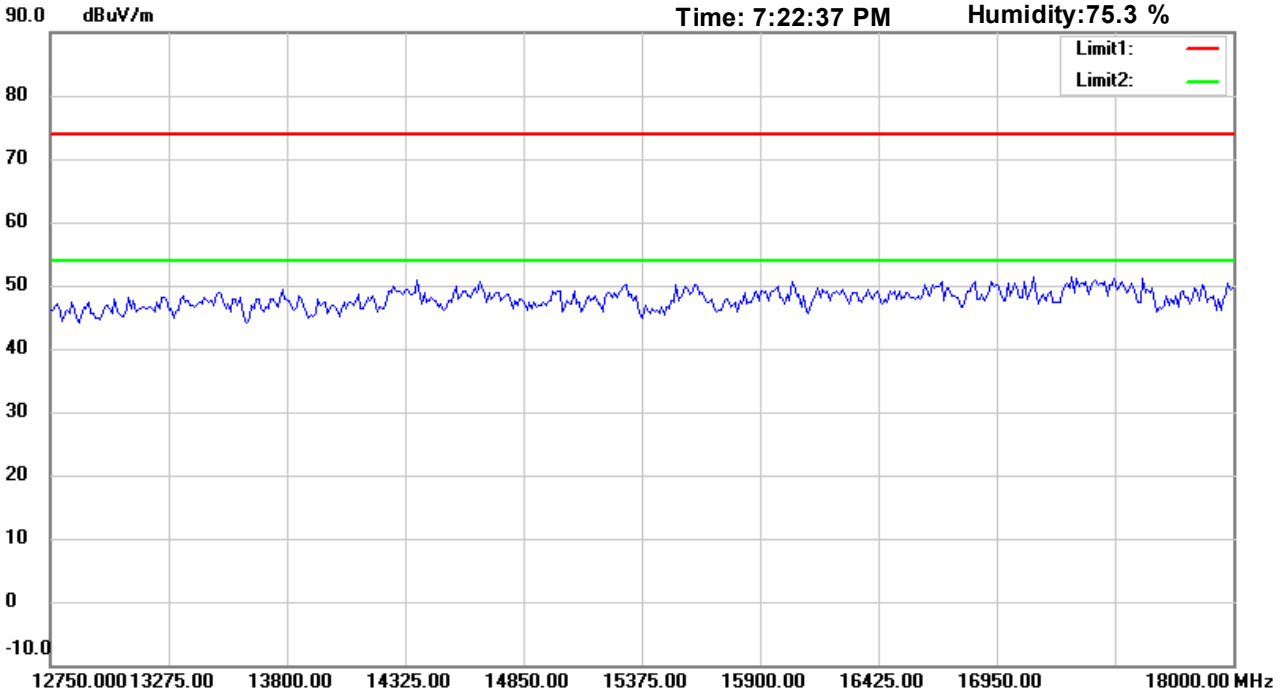

Site : Chamber

Condition : FCC_part 15 RE-Class C_Above 1GHz_PK

Polarization: *Horizontal*

EUT : W6M21810-18520

Power : 3.7 Vd.c.

M/N:

Distance: 3m

Test Mode : TX 2402MHz

Note :

Mk.	Frequency (MHz)	Reading (dBuV)	Detector	Corr. factor (dB/m)	Result (dBuV/m)	Limit (dBuV/m)	Ant.Pos (cm)	Tab.Pos (deg.)	Margin (dB)	Comment

*:Maximum data x:Over limit !:over margin

Address:6F.,No.58,Ln 188,Ruey Kuang Rd,Neihu,Taipei
Tel:+886-2-6606-8877
Fax:+886-2-6606-8875

Radiated Emission Measurement

Operator: Vincent

File :3 Data :#9 Date: 11/6/2018 Time: 7:26:02 PM

Temperature:24.5 ℃
Humidity:75.3 %

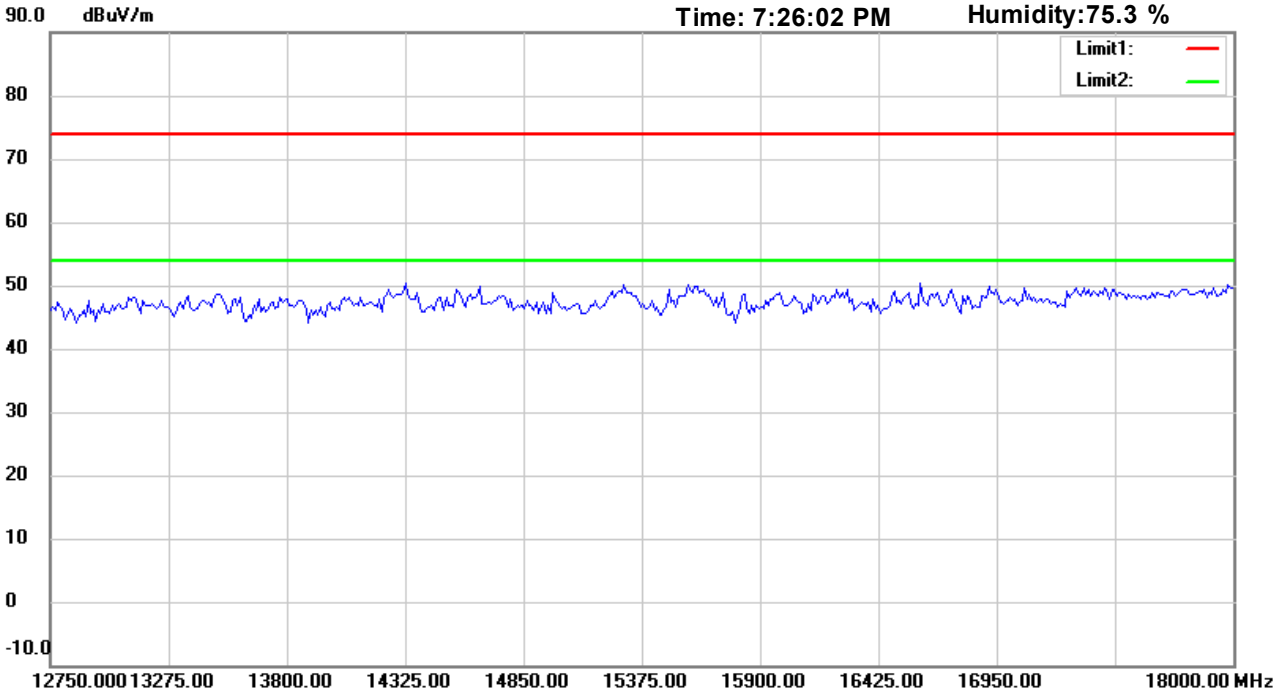

Site : Chamber

Condition : FCC_part 15 RE-Class C_Above 1GHz_PK

Polarization: *Vertical*

EUT : W6M21810-18520

Power : 3.7 Vd.c.

M/N:

Distance: 3m

Test Mode : TX 2402MHz

Note :

Mk.	Frequency (MHz)	Reading (dBuV)	Detector	Corr. factor (dB/m)	Result (dBuV/m)	Limit (dBuV/m)	Ant.Pos (cm)	Tab.Pos (deg.)	Margin (dB)	Comment

*:Maximum data x:Over limit !:over margin

Address:6F.,No.58,Ln 188,Ruey Kuang Rd,Neihu,Taipei
Tel:+886-2-6606-8877
Fax:+886-2-6606-8875

Radiated Emission Measurement

Operator: Vincent

File :3 Data :#5 Date: 11/6/2018 Time: 7:22:47 PM

Temperature:24.5 ℃
Humidity:75.3 %

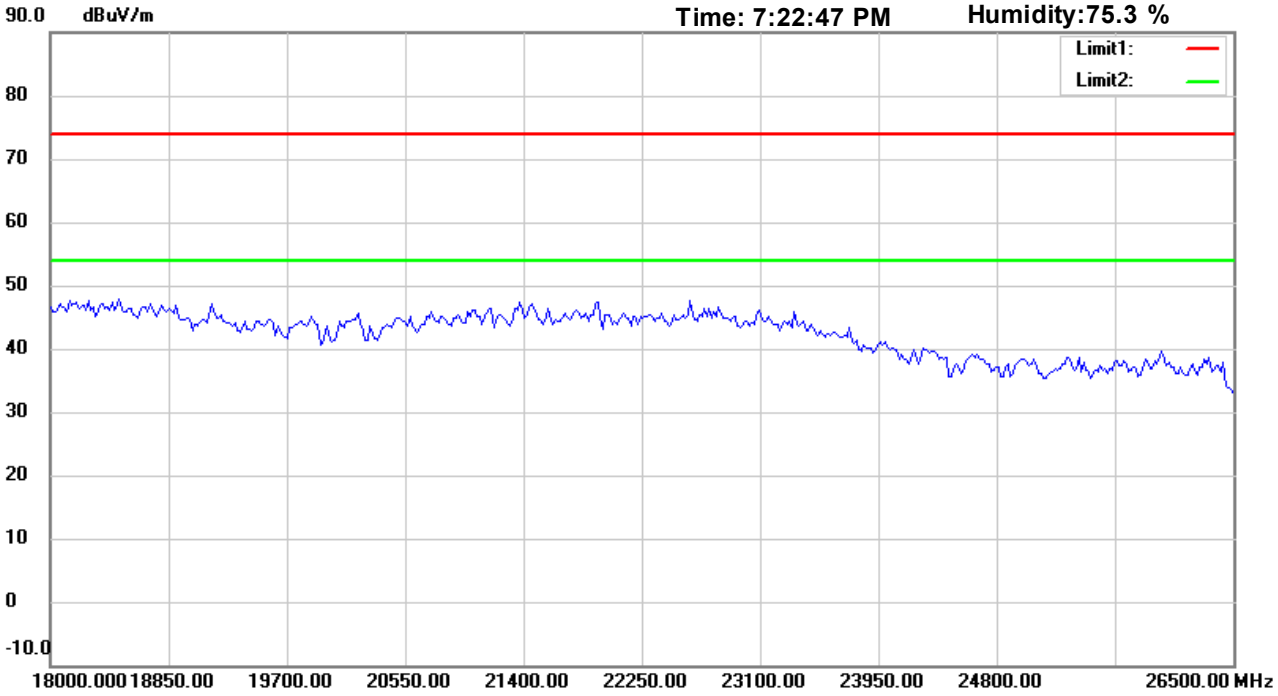

Site : Chamber

Condition : FCC_part 15 RE-Class C_Above 1GHz_PK

Polarization: *Horizontal*

EUT : W6M21810-18520

Power : 3.7 Vd.c.

M/N:

Distance: 3m

Test Mode : TX 2402MHz

Note :

Mk.	Frequency (MHz)	Reading (dBuV)	Detector	Corr. factor (dB/m)	Result (dBuV/m)	Limit (dBuV/m)	Ant.Pos (cm)	Tab.Pos (deg.)	Margin (dB)	Comment

*:Maximum data x:Over limit !:over margin

Address:6F.,No.58,Ln 188,Ruey Kuang Rd,Neihu,Taipei
Tel:+886-2-6606-8877
Fax:+886-2-6606-8875

Radiated Emission Measurement

Operator: Vincent

File :3 Data :#10 Date: 11/6/2018 Time: 7:26:12 PM

Temperature:24.5 ℃
Humidity:75.3 %

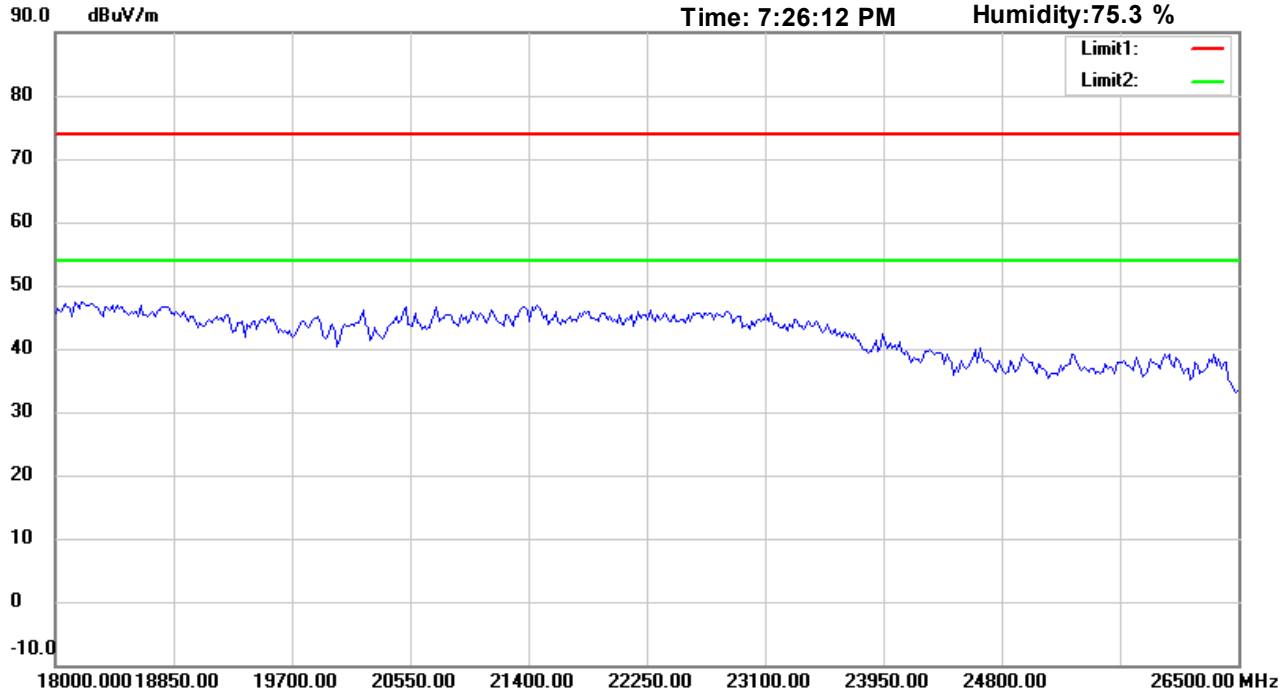

Site : Chamber

Condition : FCC_part 15 RE-Class C_Above 1GHz_PK

Polarization: *Vertical*

EUT : W6M21810-18520

Power : 3.7 Vd.c.

M/N:

Distance: 3m

Test Mode : TX 2402MHz

Note :

Mk.	Frequency (MHz)	Reading (dBuV)	Detector	Corr. factor (dB/m)	Result (dBuV/m)	Limit (dBuV/m)	Ant.Pos (cm)	Tab.Pos (deg.)	Margin (dB)	Comment

*:Maximum data x:Over limit !:over margin

Address:6F.,No.58,Ln 188,Ruey Kuang Rd,Neihu,Taipei
Tel:+886-2-6606-8877
Fax:+886-2-6606-8875

Radiated Emission Measurement

Operator: Allen

File :1 Data :#1 Date: 11/9/2018 Time: 1:17:51 AM

Temperature:24.5 ℃
Humidity:75.3 %

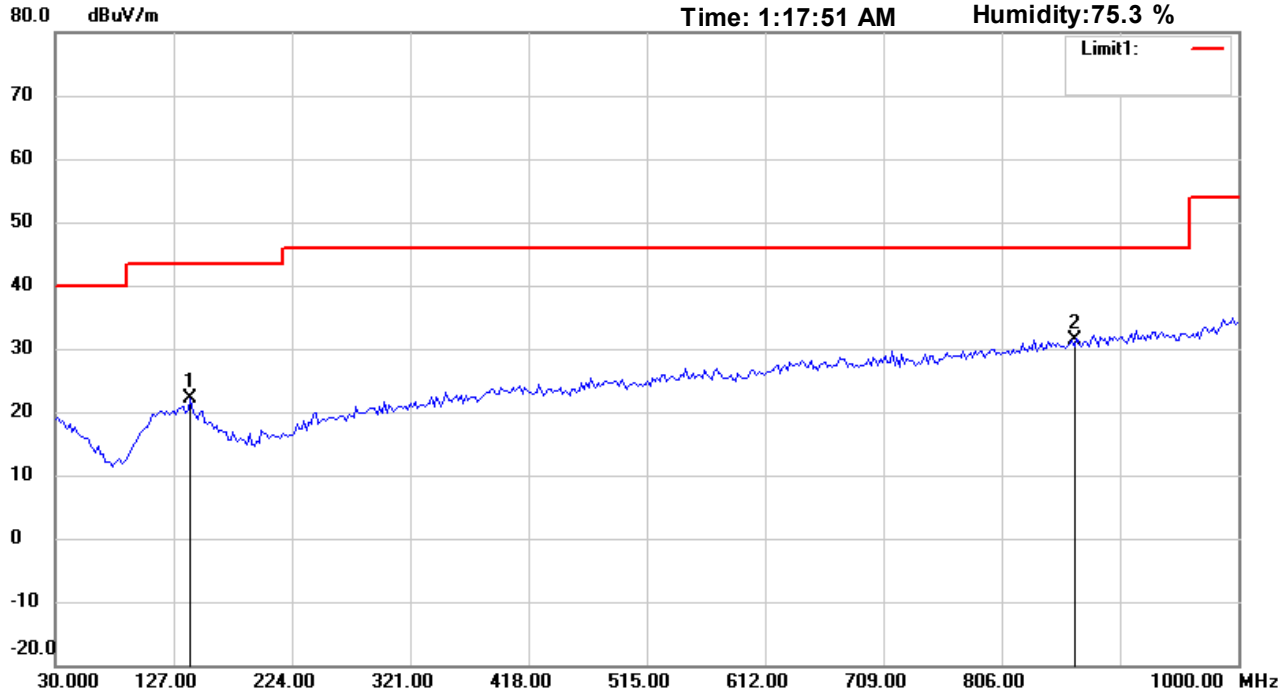

Site : Chamber

Condition : FCC_part 15 RE-Class C_30-1000MHz

EUT : W6M21810-18520

M/N:

Test Mode : TX 2441MHz

Note :

Polarization: *Horizontal*

Power : 3.7 Vd.c.

Distance: 3m

Mk.	Frequency (MHz)	Reading (dBuV)	Detector	Corr. factor (dB/m)	Result (dBuV/m)	Limit (dBuV/m)	Ant.Pos (cm)	Tab.Pos (deg.)	Margin (dB)	Comment
	140.8015	28.66	peak	-6.52	22.14	43.50	100	90	-21.36	
*	863.9280	27.24	peak	4.17	31.41	46.00	100	265	-14.59	

*:Maximum data x:Over limit !:over margin

Address:6F.,No.58,Ln 188,Ruey Kuang Rd,Neihu,Taipei
Tel:+886-2-6606-8877
Fax:+886-2-6606-8875

Radiated Emission Measurement

Operator: Allen

File :1 Data :#2 Date: 11/9/2018 Time: 1:18:51 AM

Temperature:24.5 ℃
Humidity:75.3 %

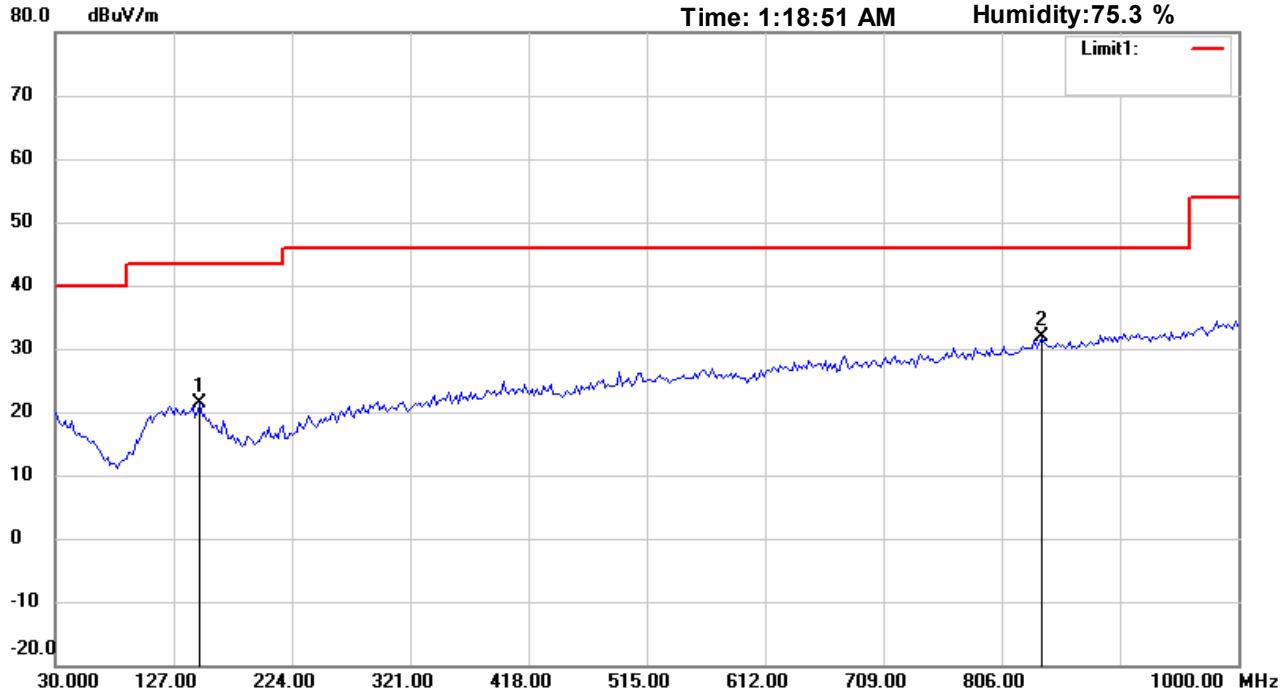

Site : Chamber

Condition : FCC_part 15 RE-Class C_30-1000MHz

Polarization: *Vertical*

EUT : W6M21810-18520

Power : 3.7 Vd.c.

M/N:

Distance: 3m

Test Mode : TX 2441MHz

Note :

Mk.	Frequency (MHz)	Reading (dBuV)	Detector	Corr. factor (dB/m)	Result (dBuV/m)	Limit (dBuV/m)	Ant.Pos (cm)	Tab.Pos (deg.)	Margin (dB)	Comment
	148.5772	28.50	peak	-7.18	21.32	43.50	100	250	-22.18	
*	838.6573	28.39	peak	3.60	31.99	46.00	100	165	-14.01	

*:Maximum data x:Over limit !:over margin

Address:6F.,No.58,Ln 188,Ruey Kuang Rd,Neihu,Taipei
Tel:+886-2-6606-8877
Fax:+886-2-6606-8875

Radiated Emission Measurement

Operator: Vincent

File :3 Data :#1 Date: 11/6/2018 Time: 7:32:47 PM

Temperature:24.5 ℃
Humidity:75.3 %

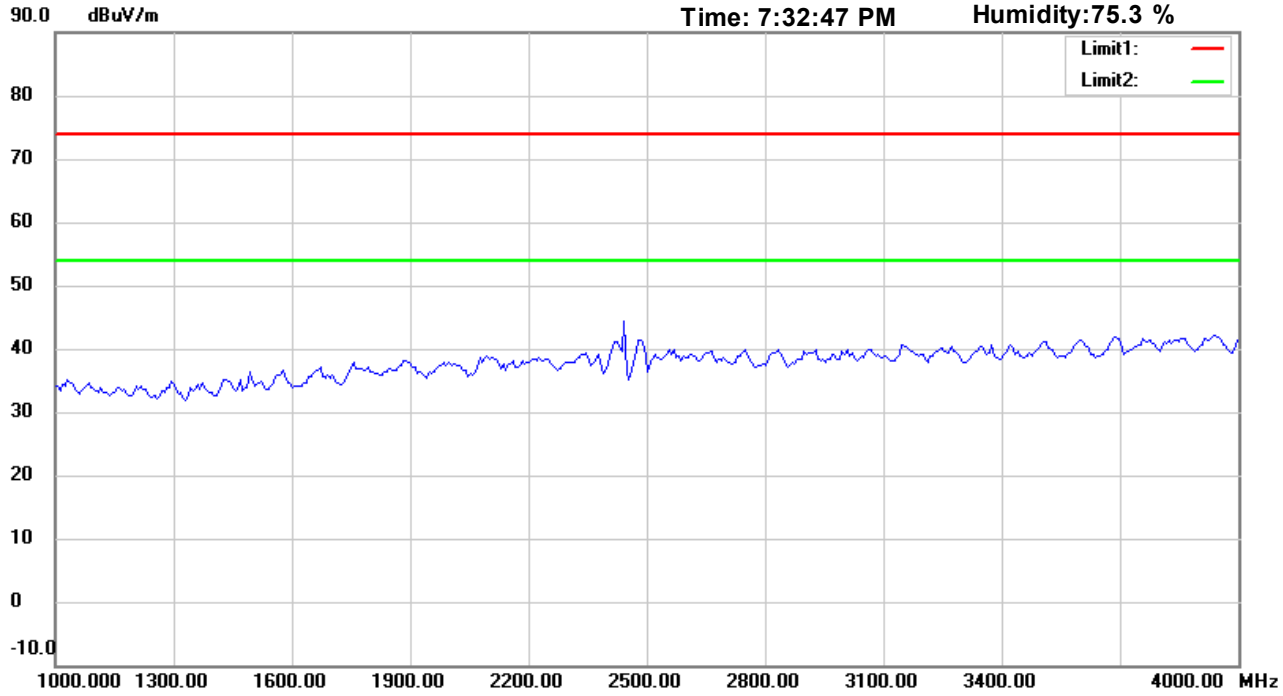

Site : Chamber

Condition : FCC_part 15 RE-Class C_Above 1GHz_PK

Polarization: *Horizontal*

EUT : W6M21810-18520

Power : 3.7 Vd.c.

M/N:

Distance: 3m

Test Mode : TX 2441MHz

Note :

Mk.	Frequency (MHz)	Reading (dBuV)	Detector	Corr. factor (dB/m)	Result (dBuV/m)	Limit (dBuV/m)	Ant.Pos (cm)	Tab.Pos (deg.)	Margin (dB)	Comment

*:Maximum data x:Over limit !:over margin

Address:6F.,No.58,Ln 188,Ruey Kuang Rd,Neihu,Taipei
Tel:+886-2-6606-8877
Fax:+886-2-6606-8875

Radiated Emission Measurement

Operator: Vincent

File :3 Data :#6 Date: 11/6/2018 Time: 7:36:18 PM

Temperature:24.5 ℃
Humidity:75.3 %

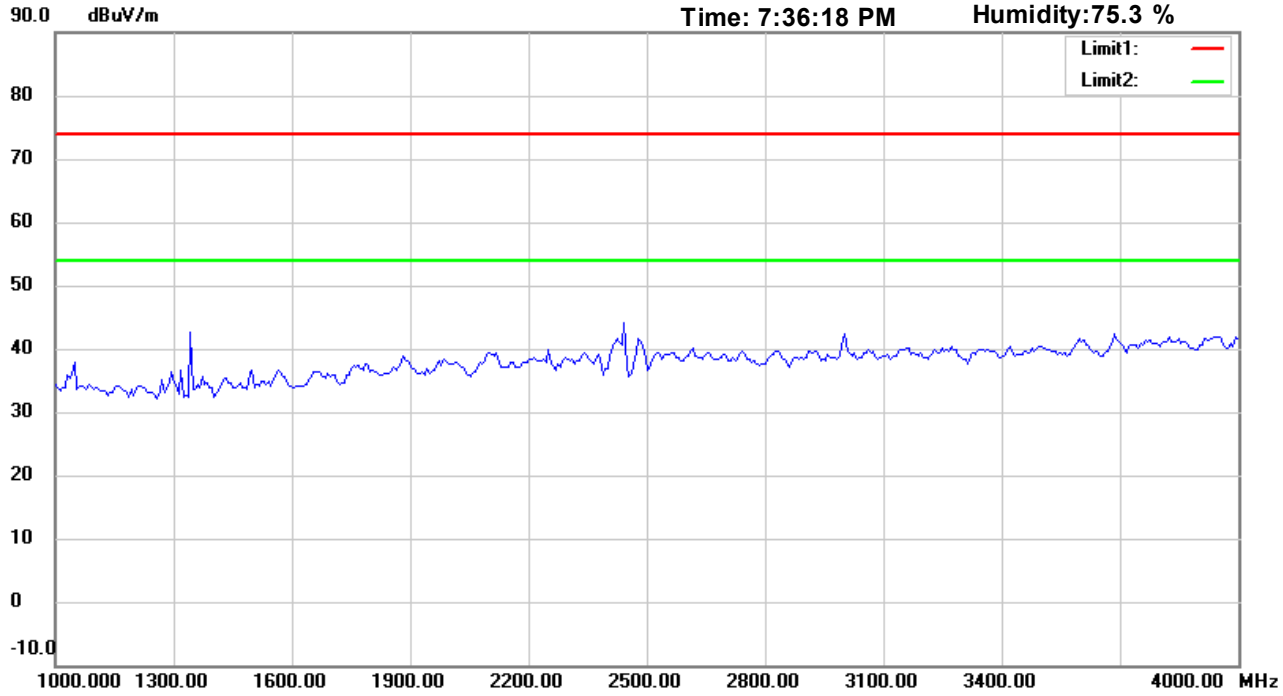

Site : Chamber

Condition : FCC_part 15 RE-Class C_Above 1GHz_PK

Polarization: *Vertical*

EUT : W6M21810-18520

Power : 3.7 Vd.c.

M/N:

Distance: 3m

Test Mode : TX 2441MHz

Note :

Mk.	Frequency (MHz)	Reading (dBuV)	Detector	Corr. factor (dB/m)	Result (dBuV/m)	Limit (dBuV/m)	Ant.Pos (cm)	Tab.Pos (deg.)	Margin (dB)	Comment

*:Maximum data x:Over limit !:over margin

Address:6F.,No.58,Ln 188,Ruey Kuang Rd,Neihu,Taipei
Tel:+886-2-6606-8877
Fax:+886-2-6606-8875

Radiated Emission Measurement

Operator: Vincent

File :3 Data :#2 Date: 11/6/2018 Time: 7:33:47 PM

Temperature:24.5 ℃
Humidity:75.3 %

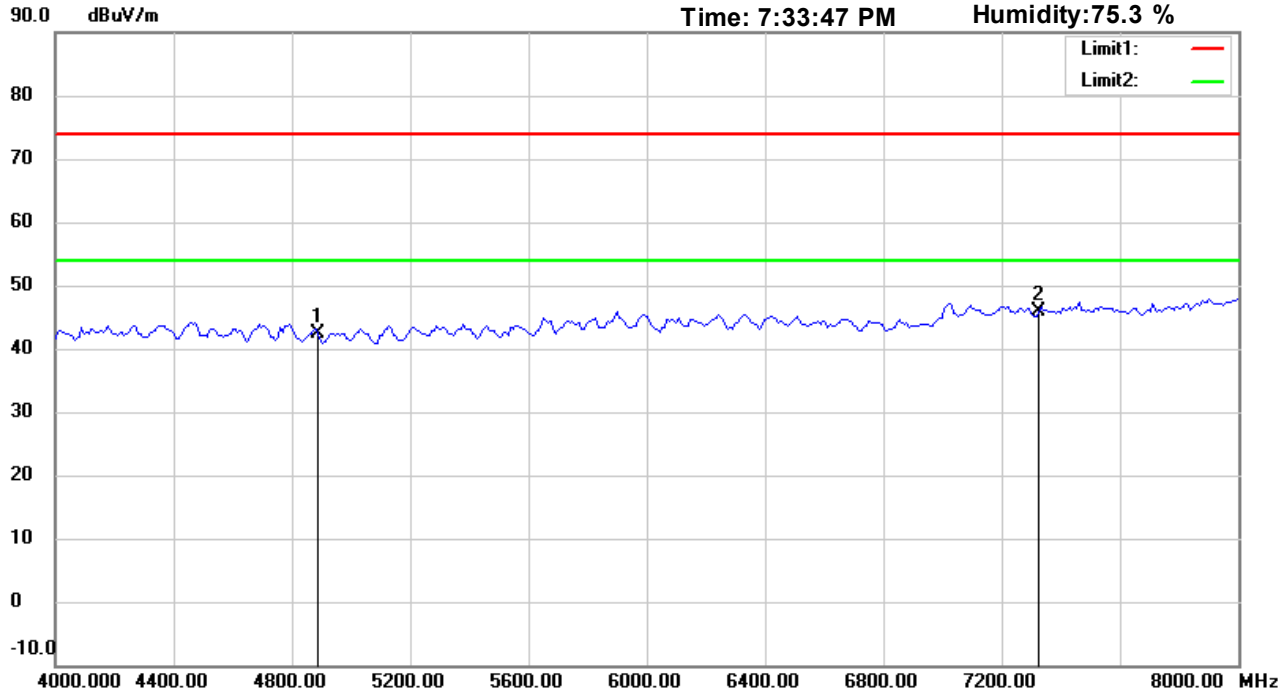

Site : Chamber

Condition : FCC_part 15 RE-Class C_Above 1GHz_PK

Polarization: *Horizontal*

EUT : W6M21810-18520

Power : 3.7 Vd.c.

M/N:

Distance: 3m

Test Mode : TX 2441MHz

Note :

Mk.	Frequency (MHz)	Reading (dBuV)	Detector	Corr. factor (dB/m)	Result (dBuV/m)	Limit (dBuV/m)	Ant.Pos (cm)	Tab.Pos (deg.)	Margin (dB)	Comment
	4882.000	41.81	peak	0.68	42.49	74.00	150	265	-31.51	
*	7323.000	40.17	peak	5.64	45.81	74.00	150	295	-28.19	

*:Maximum data x:Over limit !:over margin

Address:6F.,No.58,Ln 188,Ruey Kuang Rd,Neihu,Taipei
Tel:+886-2-6606-8877
Fax:+886-2-6606-8875

Radiated Emission Measurement

Operator: Vincent

File :3 Data :#7 Date: 11/6/2018 Time: 7:37:19 PM

Temperature:24.5 ℃
Humidity:75.3 %

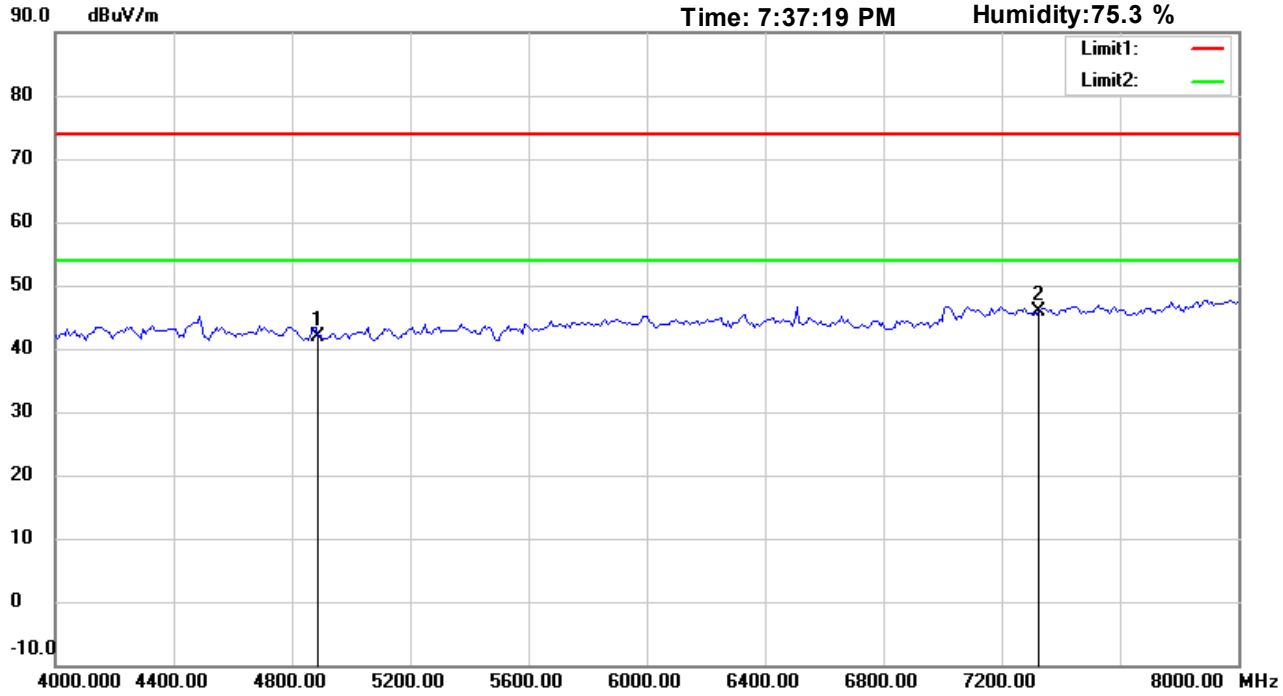

Site : Chamber

Condition : FCC_part 15 RE-Class C_Above 1GHz_PK

Polarization: *Vertical*

EUT : W6M21810-18520

Power : 3.7 Vd.c.

M/N:

Distance: 3m

Test Mode : TX 2441MHz

Note :

Mk.	Frequency (MHz)	Reading (dBuV)	Detector	Corr. factor (dB/m)	Result (dBuV/m)	Limit (dBuV/m)	Ant.Pos (cm)	Tab.Pos (deg.)	Margin (dB)	Comment
	4882.000	41.31	peak	0.68	41.99	74.00	150	305	-32.01	
*	7323.000	40.17	peak	5.64	45.81	74.00	150	220	-28.19	

*:Maximum data x:Over limit !:over margin

Address:6F.,No.58,Ln 188,Ruey Kuang Rd,Neihu,Taipei
Tel:+886-2-6606-8877
Fax:+886-2-6606-8875

Radiated Emission Measurement

Operator: Vincent

File :3 Data :#3 Date: 11/6/2018 Time: 7:34:54 PM

Temperature:24.5 ℃
Humidity:75.3 %

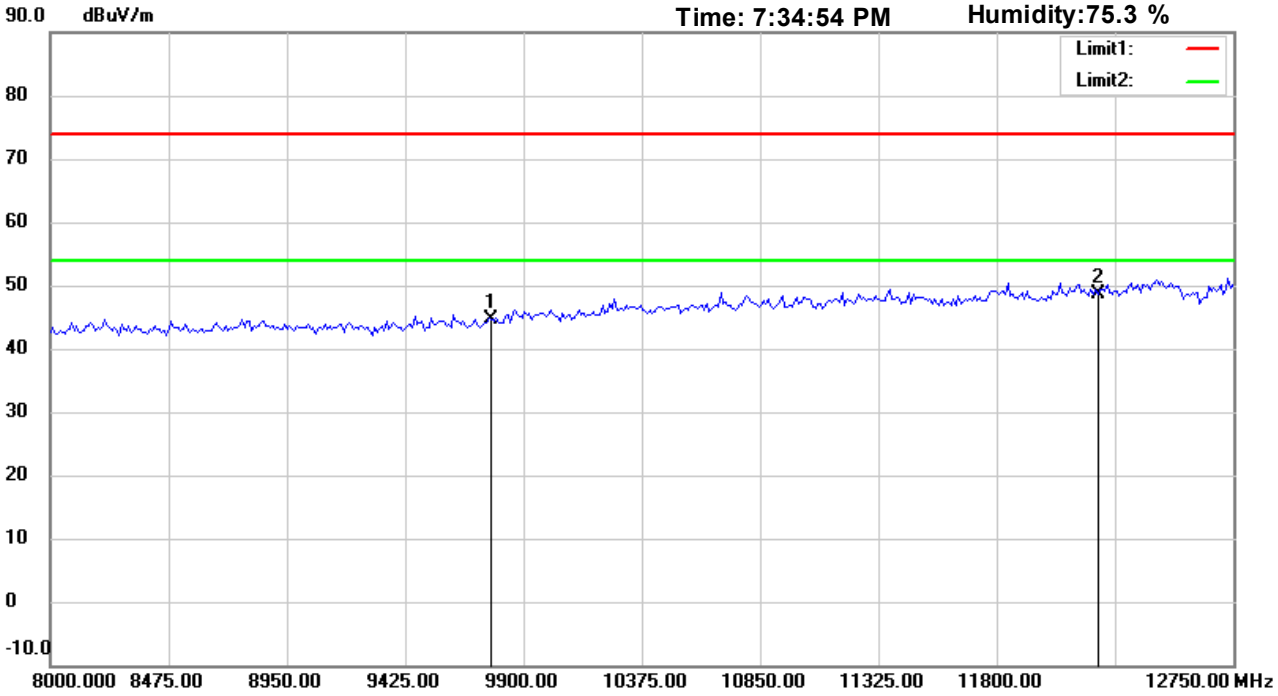

Site : Chamber

Condition : FCC_part 15 RE-Class C_Above 1GHz_PK

Polarization: *Horizontal*

EUT : W6M21810-18520

Power : 3.7 Vd.c.

M/N:

Distance: 3m

Test Mode : TX 2441MHz

Note :

Mk.	Frequency (MHz)	Reading (dBuV)	Detector	Corr. factor (dB/m)	Result (dBuV/m)	Limit (dBuV/m)	Ant.Pos (cm)	Tab.Pos (deg.)	Margin (dB)	Comment
	9764.000	36.03	peak	8.66	44.69	74.00	150	70	-29.31	
*	12205.000	33.37	peak	15.20	48.57	74.00	150	135	-25.43	

*:Maximum data x:Over limit !:over margin

Address:6F.,No.58,Ln 188,Ruey Kuang Rd,Neihu,Taipei
Tel:+886-2-6606-8877
Fax:+886-2-6606-8875

Radiated Emission Measurement

Operator: Vincent

File :3 Data :#8 Date: 11/6/2018 Time: 7:38:18 PM

Temperature:24.5 ℃
Humidity:75.3 %

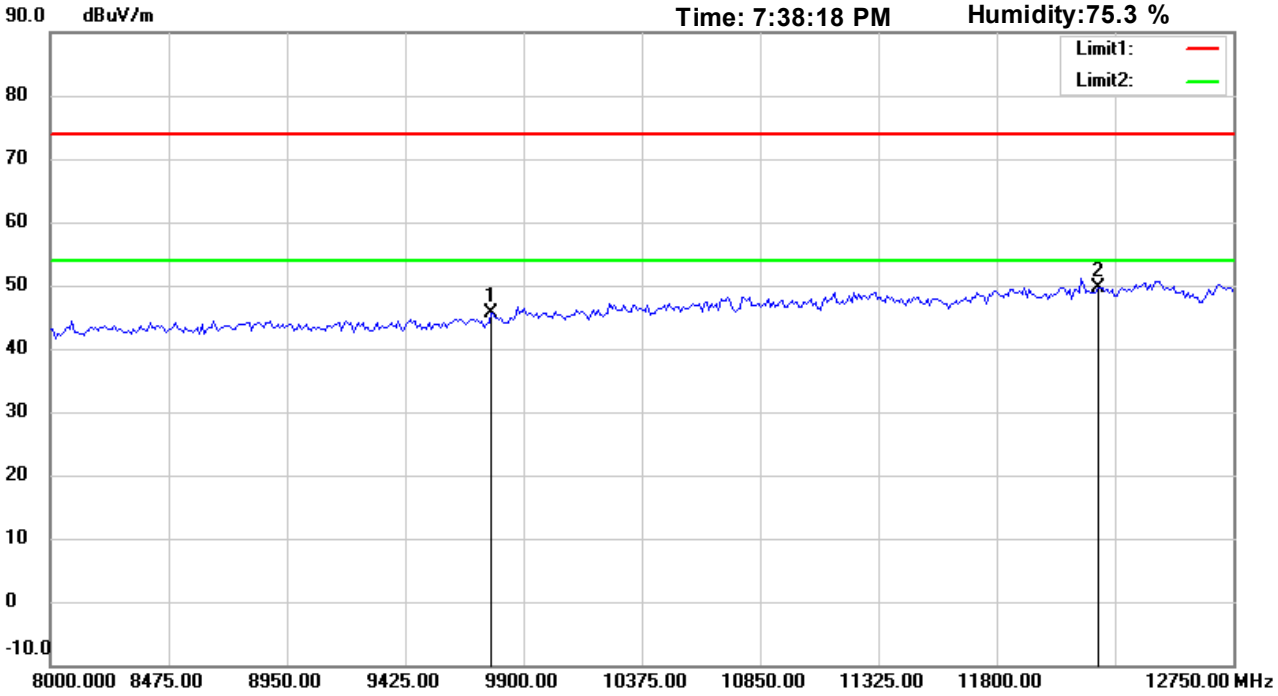

Site : Chamber

Condition : FCC_part 15 RE-Class C_Above 1GHz_PK

Polarization: *Vertical*

EUT : W6M21810-18520

Power : 3.7 Vd.c.

M/N:

Distance: 3m

Test Mode : TX 2441MHz

Note :

Mk.	Frequency (MHz)	Reading (dBuV)	Detector	Corr. factor (dB/m)	Result (dBuV/m)	Limit (dBuV/m)	Ant.Pos (cm)	Tab.Pos (deg.)	Margin (dB)	Comment
	9764.000	36.98	peak	8.66	45.64	74.00	150	110	-28.36	
*	12205.000	34.55	peak	15.20	49.75	74.00	150	265	-24.25	

*:Maximum data x:Over limit !:over margin

Address:6F.,No.58,Ln 188,Ruey Kuang Rd,Neihu,Taipei
Tel:+886-2-6606-8877
Fax:+886-2-6606-8875

Radiated Emission Measurement

Operator: Vincent

File :3 Data :#4 Date: 11/6/2018 Time: 7:35:08 PM

Temperature:24.5 ℃
Humidity:75.3 %

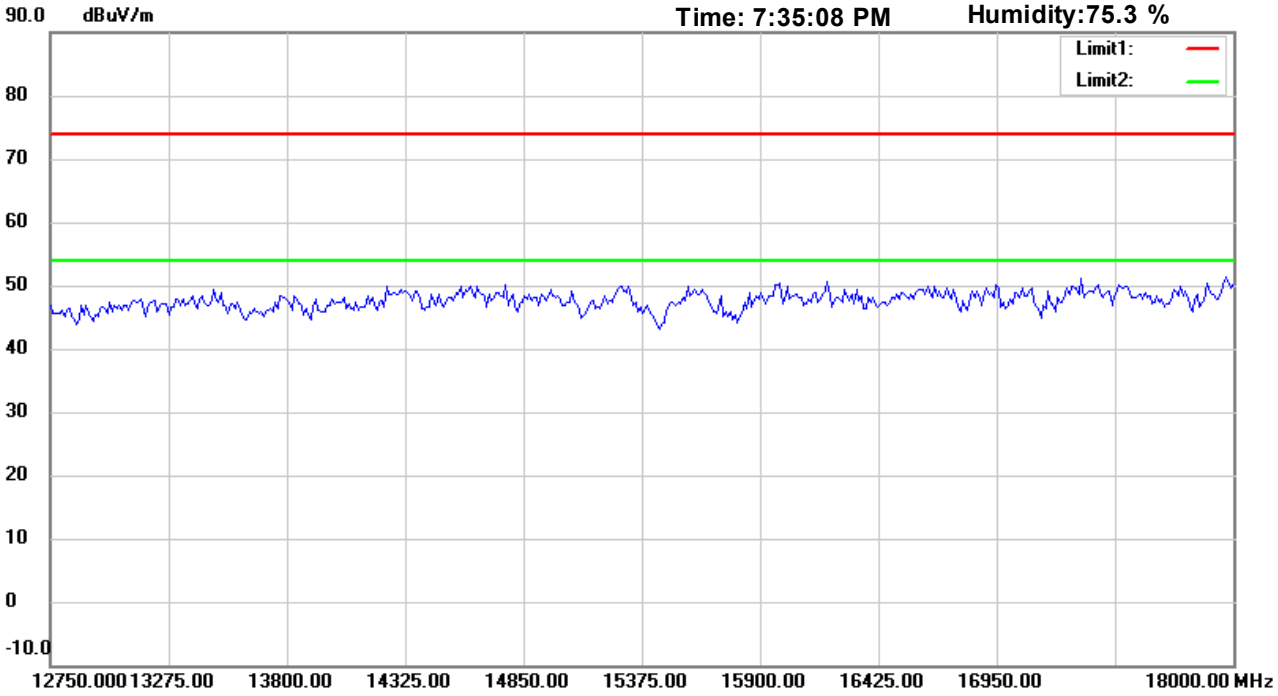

Site : Chamber

Condition : FCC_part 15 RE-Class C_Above 1GHz_PK

Polarization: *Horizontal*

EUT : W6M21810-18520

Power : 3.7 Vd.c.

M/N:

Distance: 3m

Test Mode : TX 2441MHz

Note :

Mk.	Frequency (MHz)	Reading (dBuV)	Detector	Corr. factor (dB/m)	Result (dBuV/m)	Limit (dBuV/m)	Ant.Pos (cm)	Tab.Pos (deg.)	Margin (dB)	Comment

*:Maximum data x:Over limit !:over margin

Address:6F.,No.58,Ln 188,Ruey Kuang Rd,Neihu,Taipei
Tel:+886-2-6606-8877
Fax:+886-2-6606-8875

Radiated Emission Measurement

Operator: Vincent

File :3 Data :#9 Date: 11/6/2018 Time: 7:38:32 PM

Temperature:24.5 ℃
Humidity:75.3 %

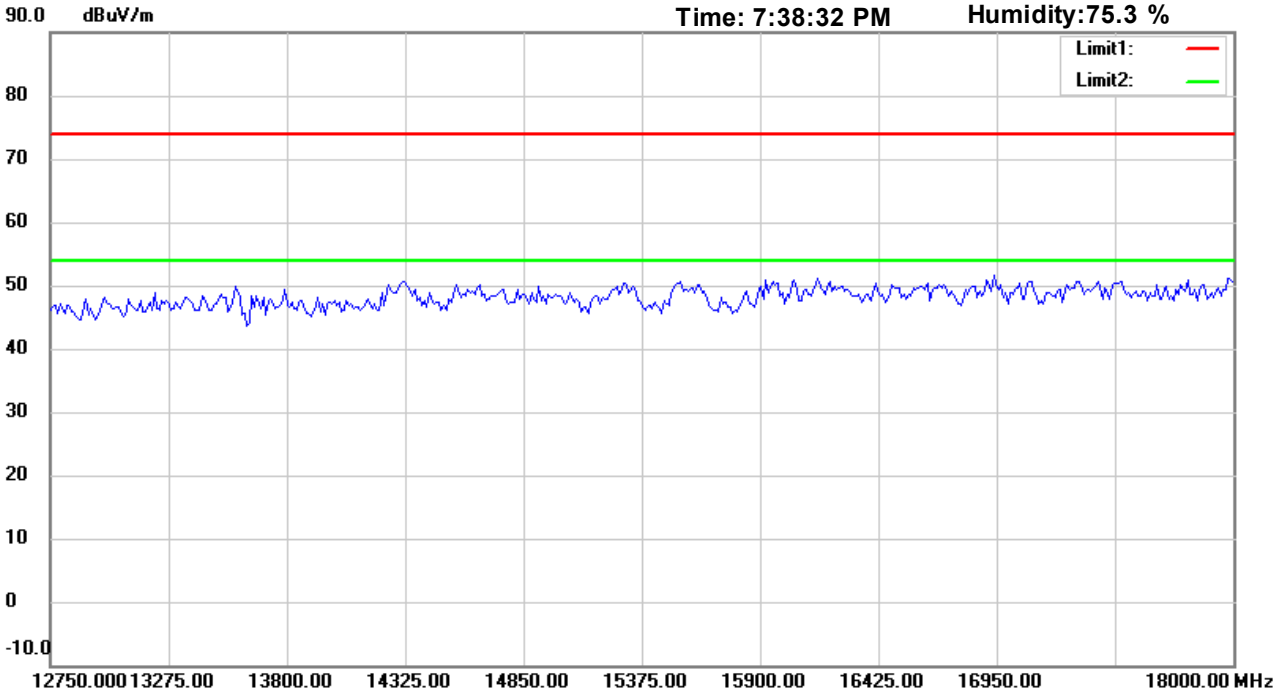

Site : Chamber

Condition : FCC_part 15 RE-Class C_Above 1GHz_PK

Polarization: *Vertical*

EUT : W6M21810-18520

Power : 3.7 Vd.c.

M/N:

Distance: 3m

Test Mode : TX 2441MHz

Note :

Mk.	Frequency (MHz)	Reading (dBuV)	Detector	Corr. factor (dB/m)	Result (dBuV/m)	Limit (dBuV/m)	Ant.Pos (cm)	Tab.Pos (deg.)	Margin (dB)	Comment

*:Maximum data x:Over limit !:over margin

Address:6F.,No.58,Ln 188,Ruey Kuang Rd,Neihu,Taipei
Tel:+886-2-6606-8877
Fax:+886-2-6606-8875

Radiated Emission Measurement

Operator: Vincent

File :3 Data :#5 Date: 11/6/2018 Time: 7:35:18 PM

Temperature:24.5 ℃
Humidity:75.3 %

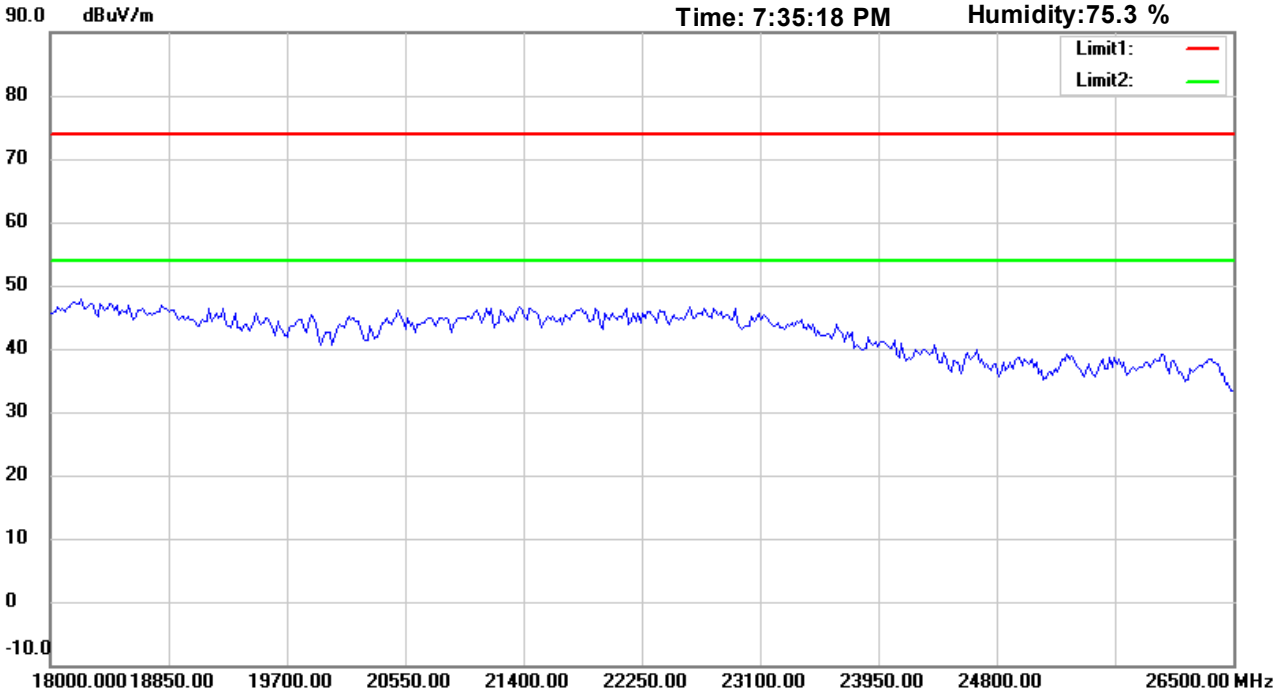

Site : Chamber

Condition : FCC_part 15 RE-Class C_Above 1GHz_PK

Polarization: *Horizontal*

EUT : W6M21810-18520

Power : 3.7 Vd.c.

M/N:

Distance: 3m

Test Mode : TX 2441MHz

Note :

Mk.	Frequency (MHz)	Reading (dBuV)	Detector	Corr. factor (dB/m)	Result (dBuV/m)	Limit (dBuV/m)	Ant.Pos (cm)	Tab.Pos (deg.)	Margin (dB)	Comment

*:Maximum data x:Over limit !:over margin

Address:6F.,No.58,Ln 188,Ruey Kuang Rd,Neihu,Taipei
Tel:+886-2-6606-8877
Fax:+886-2-6606-8875

Radiated Emission Measurement

Operator: Vincent

File :3 Data :#10 Date: 11/6/2018 Time: 7:38:42 PM

Temperature:24.5 ℃
Humidity:75.3 %

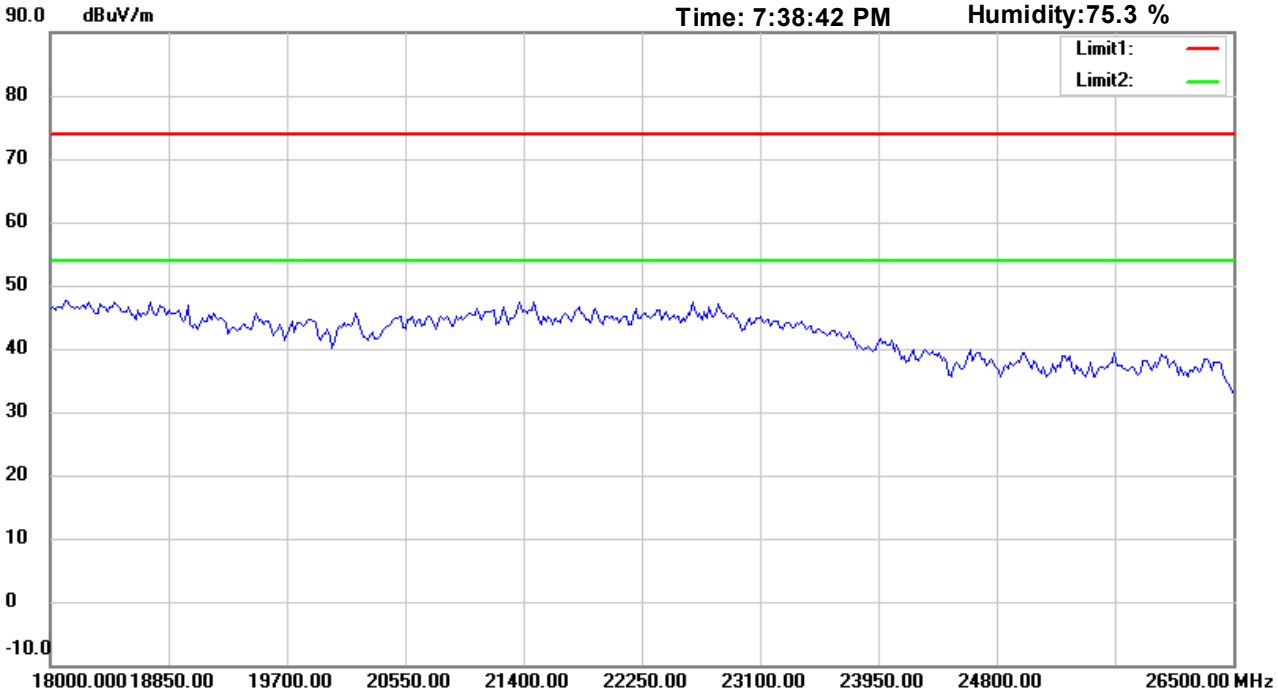

Site : Chamber

Condition : FCC_part 15 RE-Class C_Above 1GHz_PK

Polarization: *Vertical*

EUT : W6M21810-18520

Power : 3.7 Vd.c.

M/N:

Distance: 3m

Test Mode : TX 2441MHz

Note :

Mk.	Frequency (MHz)	Reading (dBuV)	Detector	Corr. factor (dB/m)	Result (dBuV/m)	Limit (dBuV/m)	Ant.Pos (cm)	Tab.Pos (deg.)	Margin (dB)	Comment

*:Maximum data x:Over limit !:over margin

Address:6F.,No.58,Ln 188,Ruey Kuang Rd,Neihu,Taipei
Tel:+886-2-6606-8877
Fax:+886-2-6606-8875

Radiated Emission Measurement

Operator: Allen

File :1 Data :#1 Date: 11/9/2018 Time: 1:20:36 AM

Temperature:24.5 ℃
Humidity:75.3 %

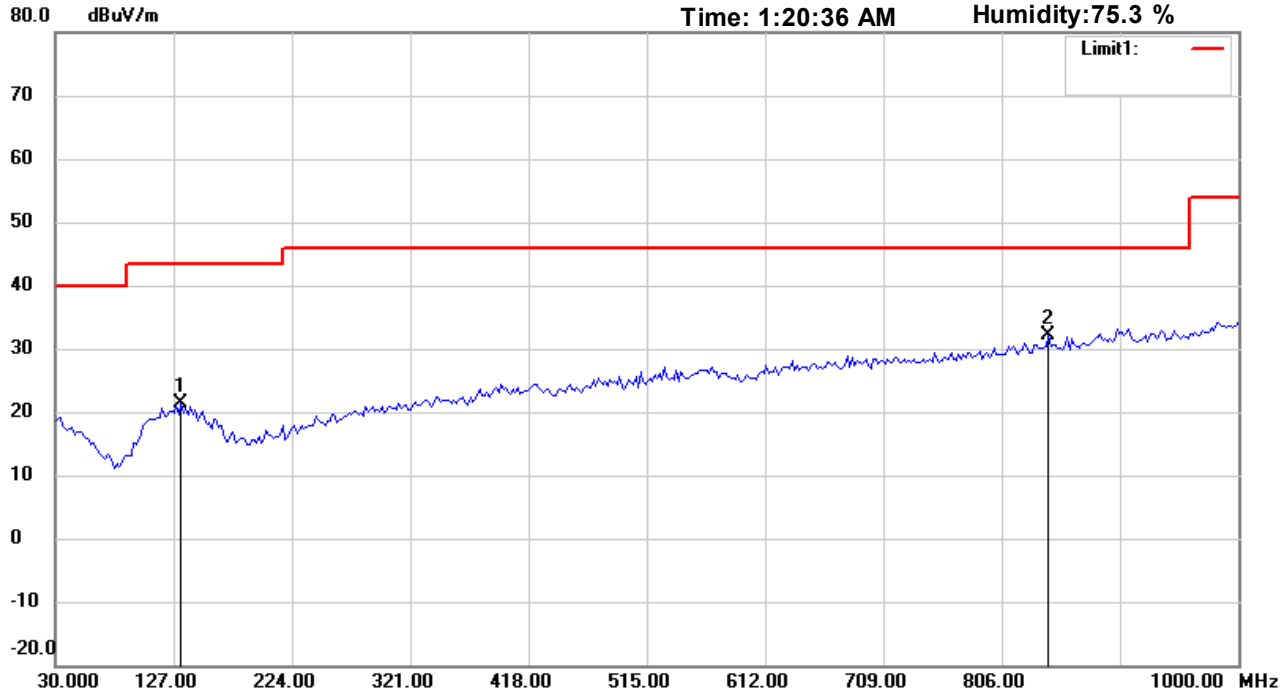

Site : Chamber

Condition : FCC_part 15 RE-Class C_30-1000MHz

EUT : W6M21810-18520

M/N:

Test Mode : TX 2480MHz

Note :

Polarization: *Horizontal*

Power : 3.7 Vd.c.

Distance: 3m

Mk.	Frequency (MHz)	Reading (dBuV)	Detector	Corr. factor (dB/m)	Result (dBuV/m)	Limit (dBuV/m)	Ant.Pos (cm)	Tab.Pos (deg.)	Margin (dB)	Comment
	133.0261	27.66	peak	-6.35	21.31	43.50	100	280	-22.19	
*	844.4890	28.46	peak	3.75	32.21	46.00	100	35	-13.79	

*:Maximum data x:Over limit !:over margin

Address:6F.,No.58,Ln 188,Ruey Kuang Rd,Neihu,Taipei
Tel:+886-2-6606-8877
Fax:+886-2-6606-8875

Radiated Emission Measurement

Operator: Allen

File :1 Data :#2 Date: 11/9/2018 Time: 1:21:36 AM

Temperature:24.5 ℃
Humidity:75.3 %

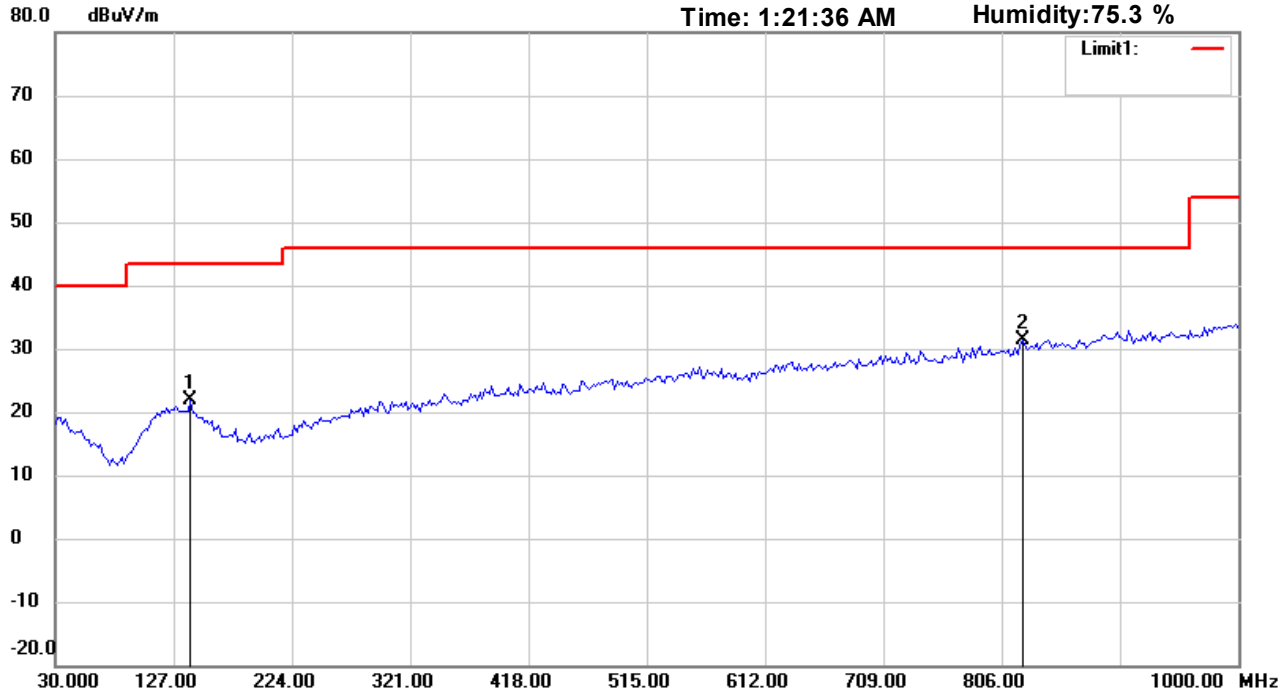

Site : Chamber

Condition : FCC_part 15 RE-Class C_30-1000MHz

Polarization: *Vertical*

EUT : W6M21810-18520

Power : 3.7 Vd.c.

M/N:

Distance: 3m

Test Mode : TX 2480MHz

Note :

Mk.	Frequency (MHz)	Reading (dBuV)	Detector	Corr. factor (dB/m)	Result (dBuV/m)	Limit (dBuV/m)	Ant.Pos (cm)	Tab.Pos (deg.)	Margin (dB)	Comment
	140.8015	28.36	peak	-6.52	21.84	43.50	100	40	-21.66	
*	823.1062	28.12	peak	3.19	31.31	46.00	100	350	-14.69	

*:Maximum data x:Over limit !:over margin

Address:6F.,No.58,Ln 188,Ruey Kuang Rd,Neihu,Taipei
Tel:+886-2-6606-8877
Fax:+886-2-6606-8875

Radiated Emission Measurement

Operator: Vincent

File :3 Data :#1 Date: 11/6/2018 Time: 8:25:26 PM

Temperature:24.5 ℃
Humidity:75.3 %

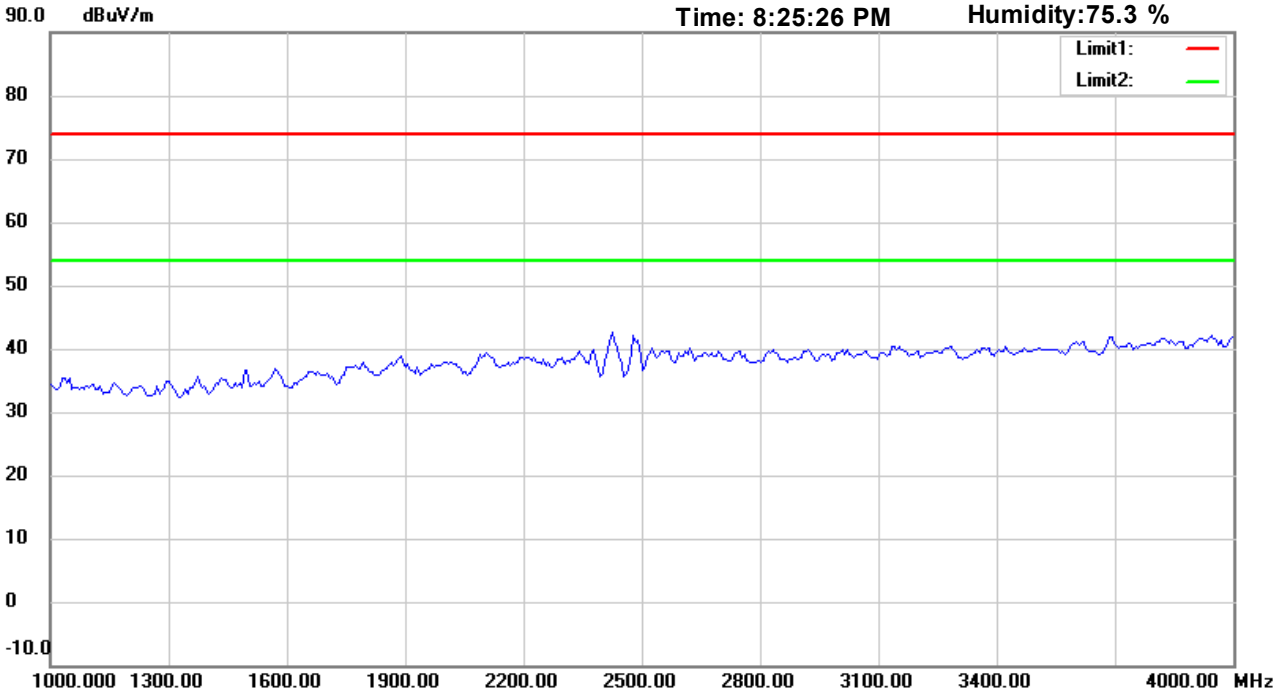

Site : Chamber

Condition : FCC_part 15 RE-Class C_Above 1GHz_PK

Polarization: *Horizontal*

EUT : W6M21810-18520

Power : 3.7 Vd.c.

M/N:

Distance: 3m

Test Mode : TX 2480MHz

Note :

Mk.	Frequency (MHz)	Reading (dBuV)	Detector	Corr. factor (dB/m)	Result (dBuV/m)	Limit (dBuV/m)	Ant.Pos (cm)	Tab.Pos (deg.)	Margin (dB)	Comment

*:Maximum data x:Over limit !:over margin

Address:6F.,No.58,Ln 188,Ruey Kuang Rd,Neihu,Taipei
Tel:+886-2-6606-8877
Fax:+886-2-6606-8875

Radiated Emission Measurement

Operator: Vincent

File :3 Data :#6 Date: 11/6/2018 Time: 8:28:57 PM

Temperature:24.5 ℃
Humidity:75.3 %

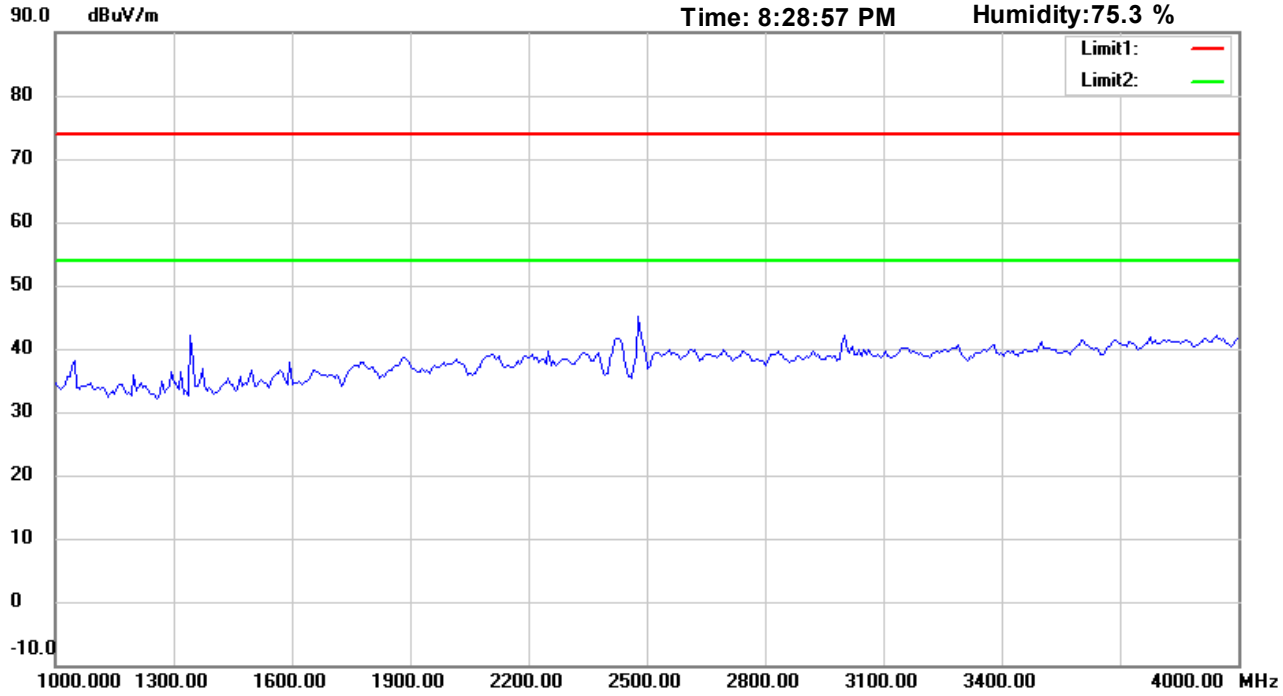

Site : Chamber

Condition : FCC_part 15 RE-Class C_Above 1GHz_PK

Polarization: *Vertical*

EUT : W6M21810-18520

Power : 3.7 Vd.c.

M/N:

Distance: 3m

Test Mode : TX 2480MHz

Note :

Mk.	Frequency (MHz)	Reading (dBuV)	Detector	Corr. factor (dB/m)	Result (dBuV/m)	Limit (dBuV/m)	Ant.Pos (cm)	Tab.Pos (deg.)	Margin (dB)	Comment

*:Maximum data x:Over limit !:over margin

Address:6F.,No.58,Ln 188,Ruey Kuang Rd,Neihu,Taipei
Tel:+886-2-6606-8877
Fax:+886-2-6606-8875

Radiated Emission Measurement

Operator: Vincent

File :3 Data :#2 Date: 11/6/2018 Time: 8:26:26 PM

Temperature:24.5 ℃
Humidity:75.3 %

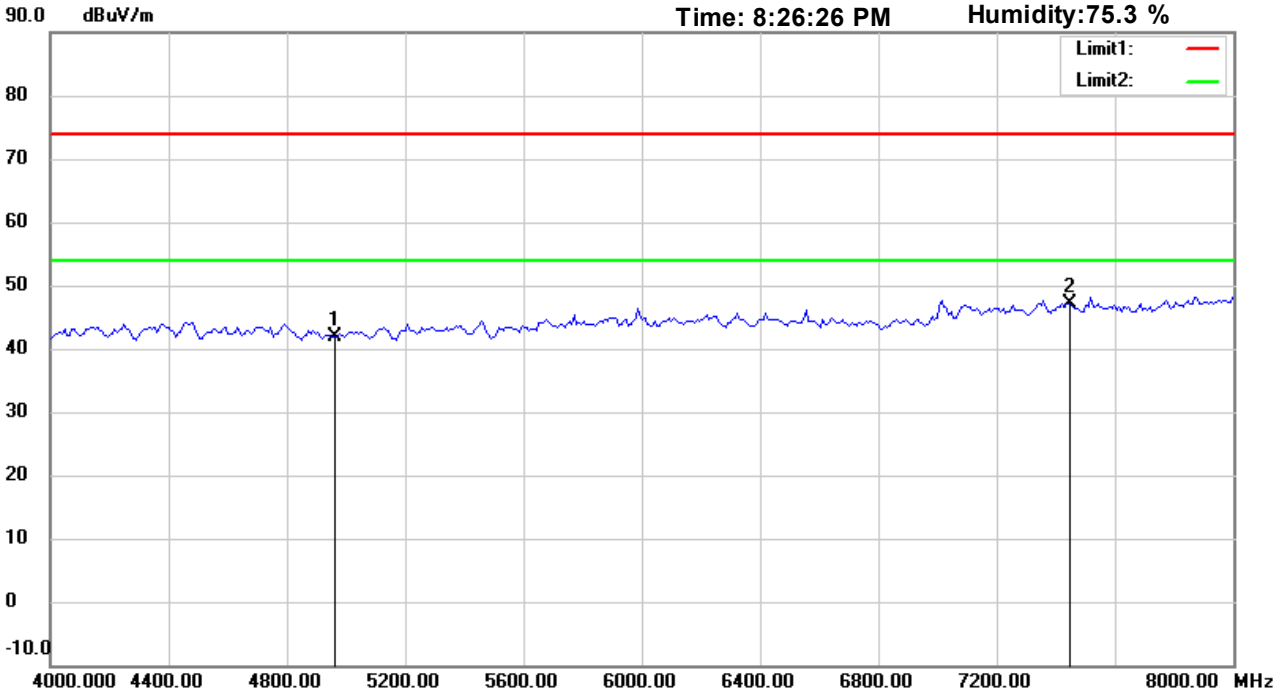

Site : Chamber

Condition : FCC_part 15 RE-Class C_Above 1GHz_PK

Polarization: *Horizontal*

EUT : W6M21810-18520

Power : 3.7 Vd.c.

M/N:

Distance: 3m

Test Mode : TX 2480MHz

Note :

Mk.	Frequency (MHz)	Reading (dBuV)	Detector	Corr. factor (dB/m)	Result (dBuV/m)	Limit (dBuV/m)	Ant.Pos (cm)	Tab.Pos (deg.)	Margin (dB)	Comment
	4960.000	41.23	peak	0.77	42.00	74.00	150	165	-32.00	
*	7440.000	41.09	peak	5.99	47.08	74.00	150	295	-26.92	

*:Maximum data x:Over limit !:over margin

Address:6F.,No.58,Ln 188,Ruey Kuang Rd,Neihu,Taipei
Tel:+886-2-6606-8877
Fax:+886-2-6606-8875

Radiated Emission Measurement

Operator: Vincent

File :3 Data :#7 Date: 11/6/2018 Time: 8:29:58 PM

Temperature:24.5 ℃
Humidity:75.3 %

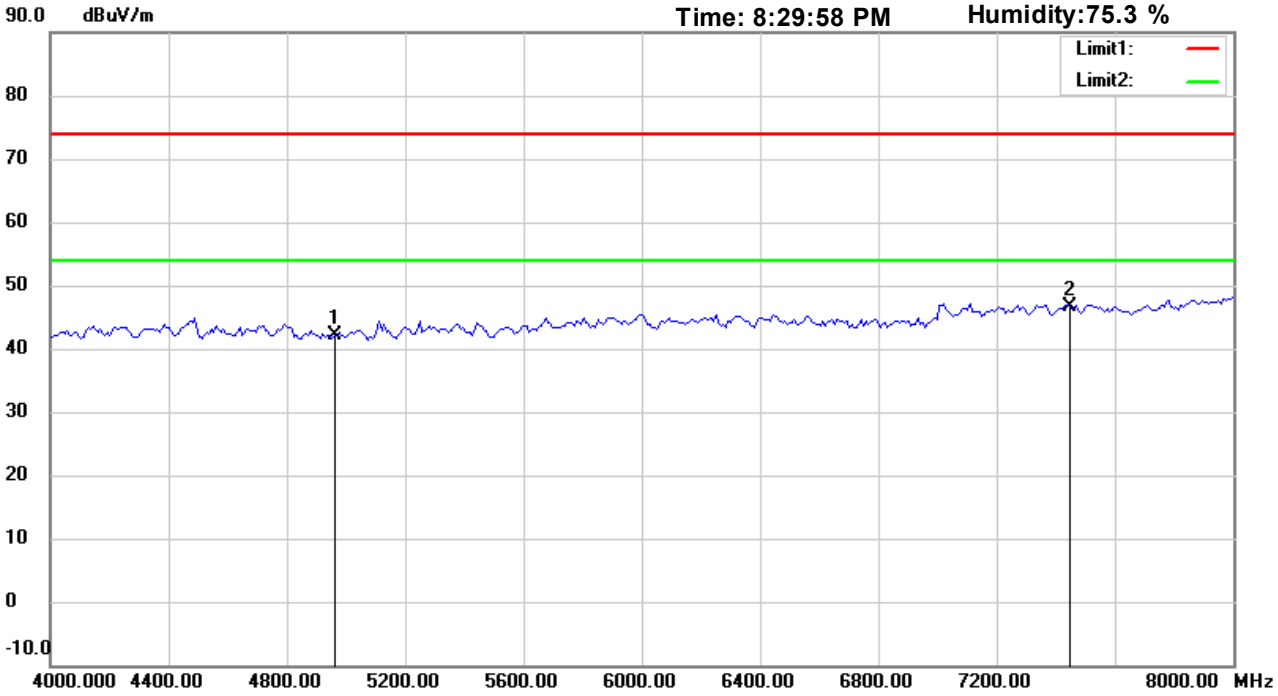

Site : Chamber

Condition : FCC_part 15 RE-Class C_Above 1GHz_PK

Polarization: *Vertical*

EUT : W6M21810-18520

Power : 3.7 Vd.c.

M/N:

Distance: 3m

Test Mode : TX 2480MHz

Note :

Mk.	Frequency (MHz)	Reading (dBuV)	Detector	Corr. factor (dB/m)	Result (dBuV/m)	Limit (dBuV/m)	Ant.Pos (cm)	Tab.Pos (deg.)	Margin (dB)	Comment
	4960.000	41.37	peak	0.77	42.14	74.00	150	305	-31.86	
*	7440.000	40.68	peak	5.99	46.67	74.00	150	210	-27.33	

*:Maximum data x:Over limit !:over margin

Address:6F.,No.58,Ln 188,Ruey Kuang Rd,Neihu,Taipei
Tel:+886-2-6606-8877
Fax:+886-2-6606-8875

Radiated Emission Measurement

Operator: Vincent

File :3 Data :#3 Date: 11/6/2018 Time: 8:27:33 PM

Temperature:24.5 ℃
Humidity:75.3 %

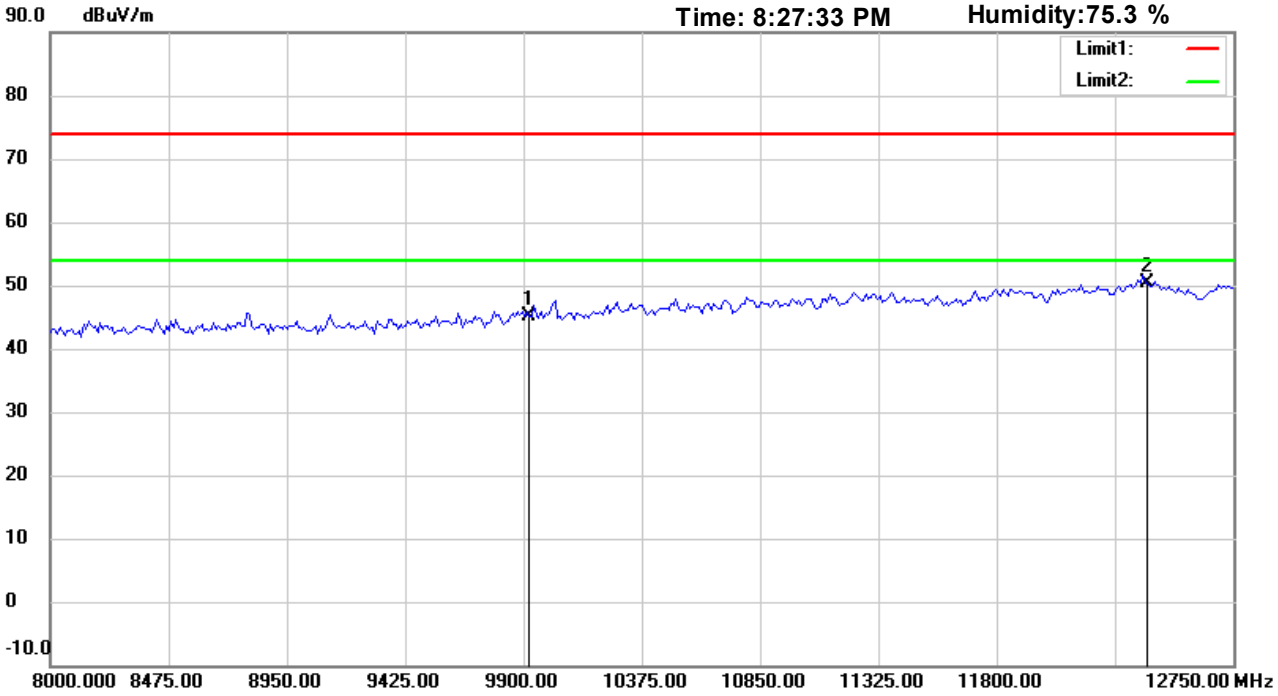

Site : Chamber

Condition : FCC_part 15 RE-Class C_Above 1GHz_PK

Polarization: *Horizontal*

EUT : W6M21810-18520

Power : 3.7 Vd.c.

M/N:

Distance: 3m

Test Mode : TX 2480MHz

Note :

Mk.	Frequency (MHz)	Reading (dBuV)	Detector	Corr. factor (dB/m)	Result (dBuV/m)	Limit (dBuV/m)	Ant.Pos (cm)	Tab.Pos (deg.)	Margin (dB)	Comment
	9920.000	35.51	peak	9.70	45.21	74.00	150	220	-28.79	
*	12400.000	34.59	peak	15.76	50.35	74.00	150	240	-23.65	

*:Maximum data x:Over limit !:over margin

Address:6F.,No.58,Ln 188,Ruey Kuang Rd,Neihu,Taipei
Tel:+886-2-6606-8877
Fax:+886-2-6606-8875

Radiated Emission Measurement

Operator: Vincent

File :3 Data :#8 Date: 11/6/2018 Time: 8:30:57 PM

Temperature:24.5 ℃
Humidity:75.3 %

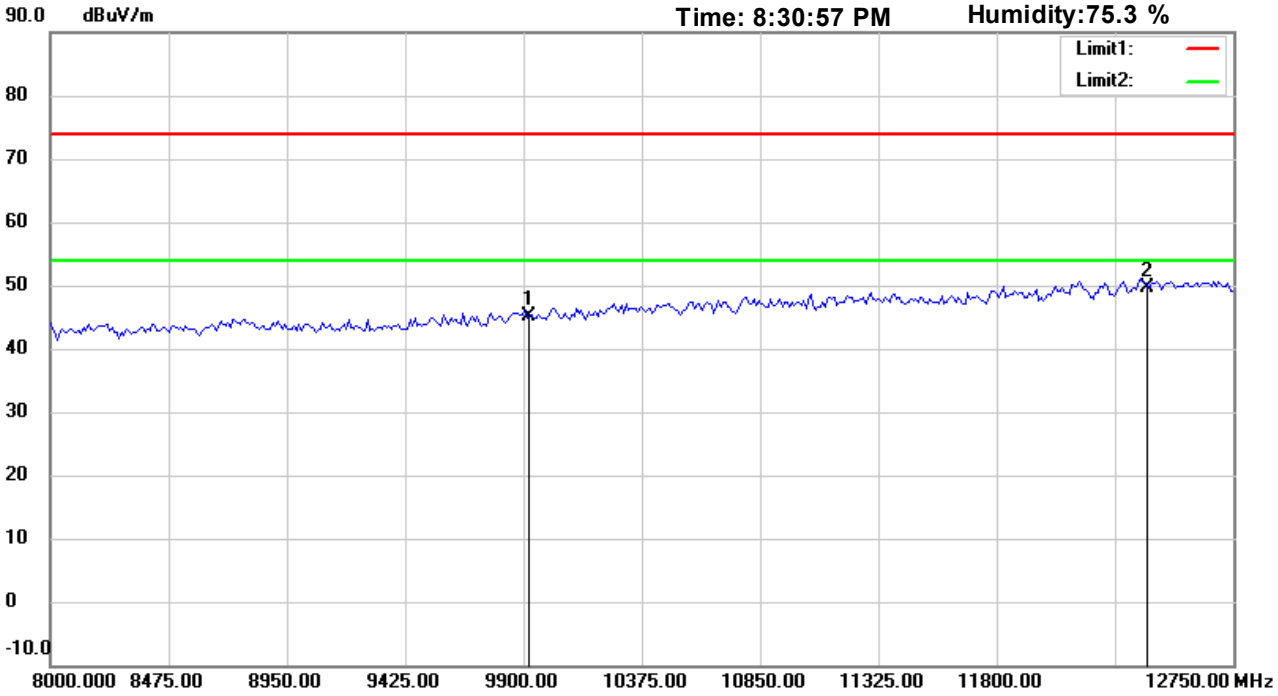

Site : Chamber

Condition : FCC_part 15 RE-Class C_Above 1GHz_PK

Polarization: *Vertical*

EUT : W6M21810-18520

Power : 3.7 Vd.c.

M/N:

Distance: 3m

Test Mode : TX 2480MHz

Note :

Mk.	Frequency (MHz)	Reading (dBuV)	Detector	Corr. factor (dB/m)	Result (dBuV/m)	Limit (dBuV/m)	Ant.Pos (cm)	Tab.Pos (deg.)	Margin (dB)	Comment
	9920.000	35.46	peak	9.70	45.16	74.00	150	105	-28.84	
*	12400.000	33.80	peak	15.76	49.56	74.00	150	265	-24.44	

*:Maximum data x:Over limit !:over margin

Address:6F.,No.58,Ln 188,Ruey Kuang Rd,Neihu,Taipei
Tel:+886-2-6606-8877
Fax:+886-2-6606-8875

Radiated Emission Measurement

Operator: Vincent

File :3 Data :#4 Date: 11/6/2018 Time: 8:27:47 PM

Temperature:24.5 ℃
Humidity:75.3 %

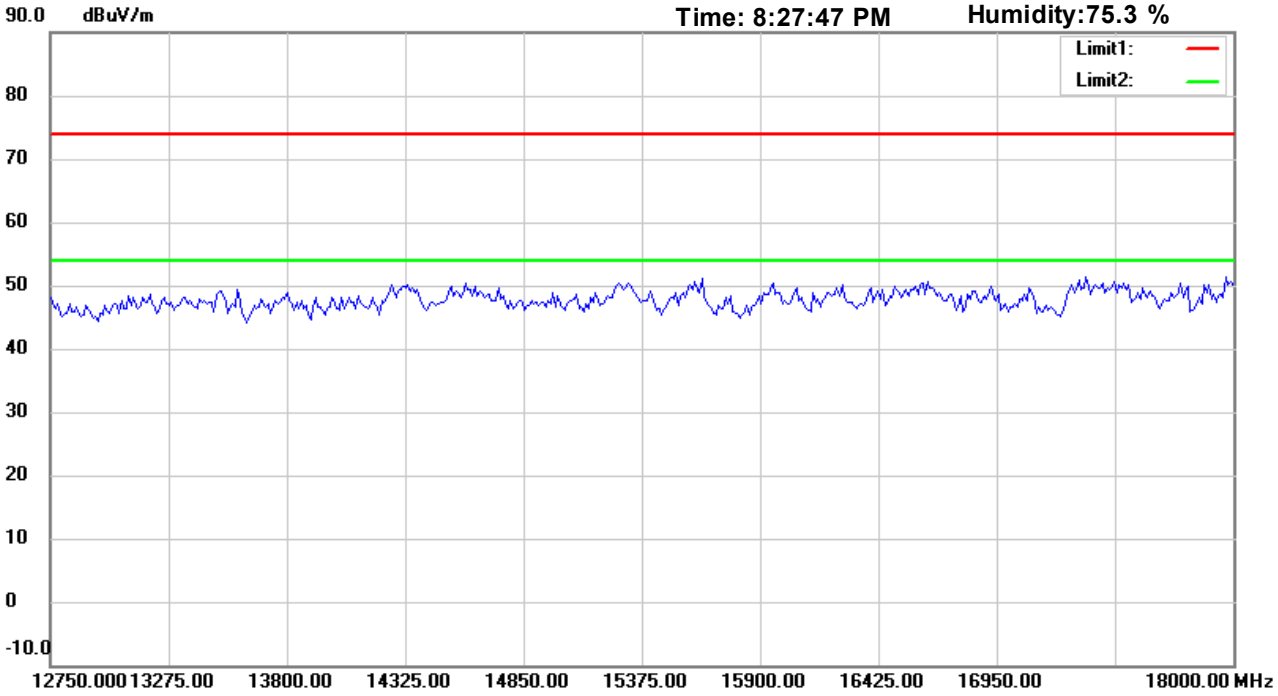

Site : Chamber

Condition : FCC_part 15 RE-Class C_Above 1GHz_PK

Polarization: *Horizontal*

EUT : W6M21810-18520

Power : 3.7 Vd.c.

M/N:

Distance: 3m

Test Mode : TX 2480MHz

Note :

Mk.	Frequency (MHz)	Reading (dBuV)	Detector	Corr. factor (dB/m)	Result (dBuV/m)	Limit (dBuV/m)	Ant.Pos (cm)	Tab.Pos (deg.)	Margin (dB)	Comment

*:Maximum data x:Over limit !:over margin

Address:6F.,No.58,Ln 188,Ruey Kuang Rd,Neihu,Taipei
Tel:+886-2-6606-8877
Fax:+886-2-6606-8875

Radiated Emission Measurement

Operator: Vincent

File :3 Data :#9 Date: 11/6/2018 Time: 8:31:11 PM

Temperature:24.5 ℃
Humidity:75.3 %

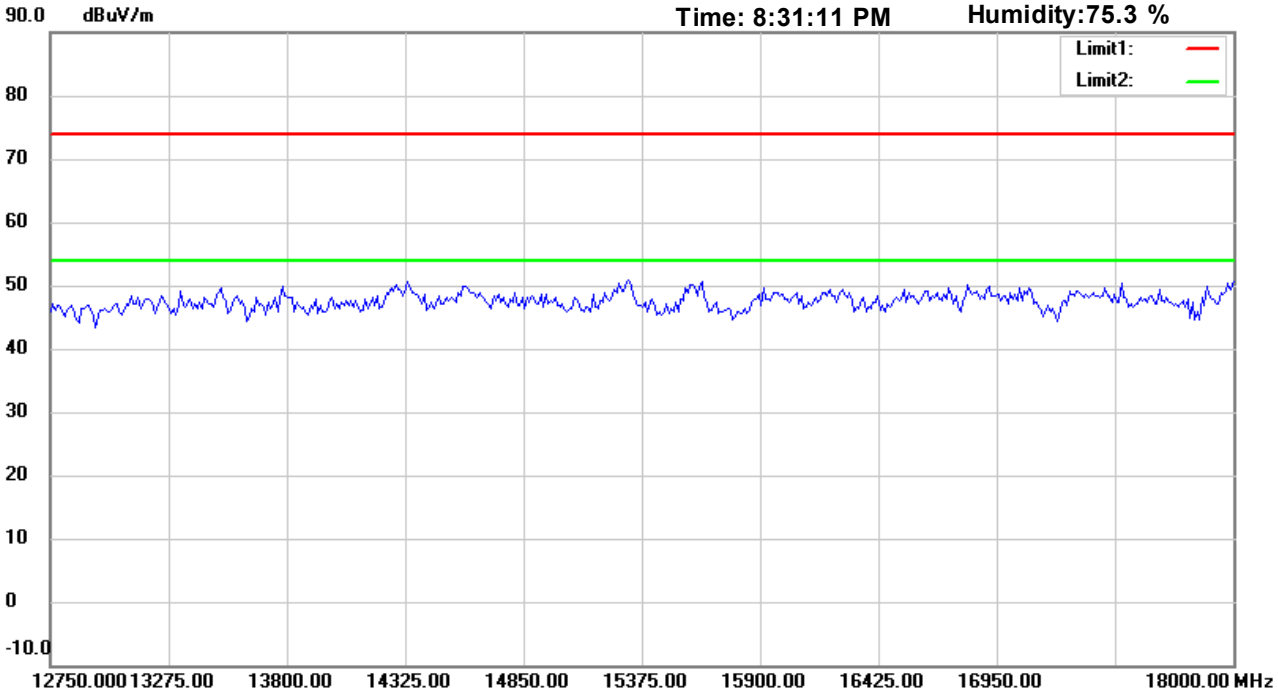

Site : Chamber

Condition : FCC_part 15 RE-Class C_Above 1GHz_PK

Polarization: *Vertical*

EUT : W6M21810-18520

Power : 3.7 Vd.c.

M/N:

Distance: 3m

Test Mode : TX 2480MHz

Note :

Mk.	Frequency (MHz)	Reading (dBuV)	Detector	Corr. factor (dB/m)	Result (dBuV/m)	Limit (dBuV/m)	Ant.Pos (cm)	Tab.Pos (deg.)	Margin (dB)	Comment

*:Maximum data x:Over limit !:over margin

Address:6F.,No.58,Ln 188,Ruey Kuang Rd,Neihu,Taipei
Tel:+886-2-6606-8877
Fax:+886-2-6606-8875

Radiated Emission Measurement

Operator: Vincent

File :3 Data :#5 Date: 11/6/2018 Time: 8:27:56 PM

Temperature:24.5 ℃
Humidity:75.3 %

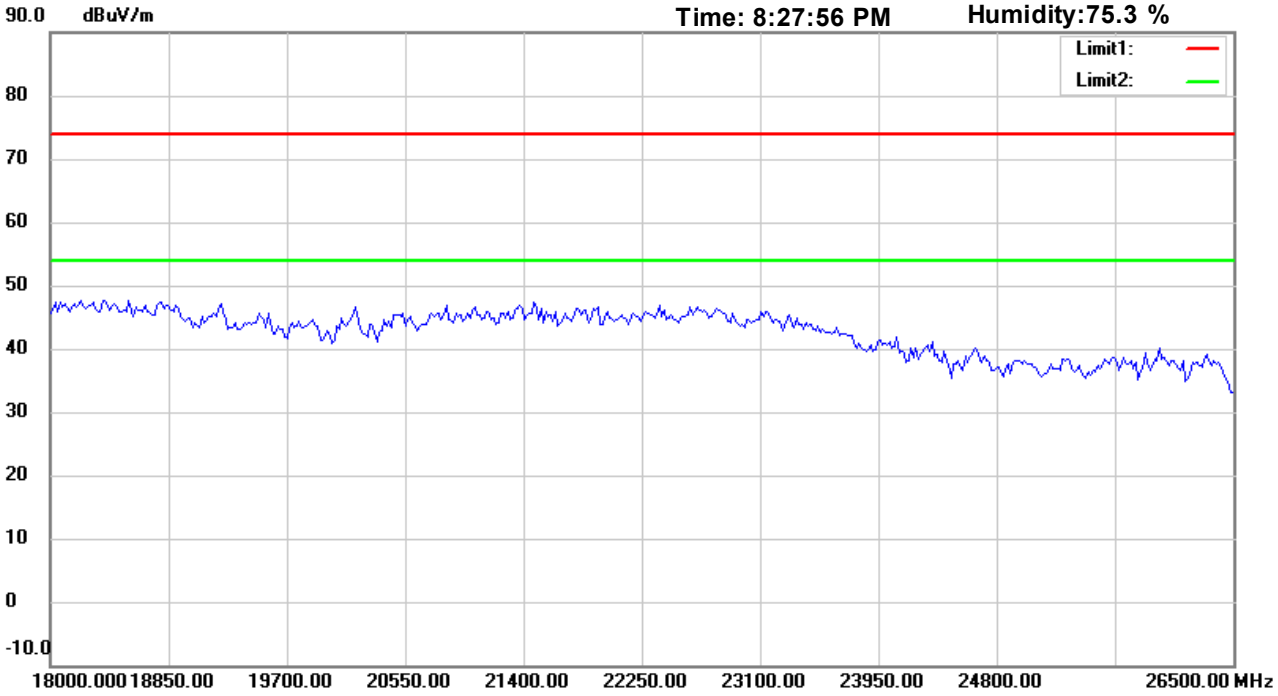

Site : Chamber

Condition : FCC_part 15 RE-Class C_Above 1GHz_PK

Polarization: *Horizontal*

EUT : W6M21810-18520

Power : 3.7 Vd.c.

M/N:

Distance: 3m

Test Mode : TX 2480MHz

Note :

Mk.	Frequency (MHz)	Reading (dBuV)	Detector	Corr. factor (dB/m)	Result (dBuV/m)	Limit (dBuV/m)	Ant.Pos (cm)	Tab.Pos (deg.)	Margin (dB)	Comment

*:Maximum data x:Over limit !:over margin

Address:6F.,No.58,Ln 188,Ruey Kuang Rd,Neihu,Taipei
Tel:+886-2-6606-8877
Fax:+886-2-6606-8875

Radiated Emission Measurement

Operator: Vincent

File :3 Data :#10 Date: 11/6/2018 Time: 8:31:21 PM

Temperature:24.5 ℃
Humidity:75.3 %

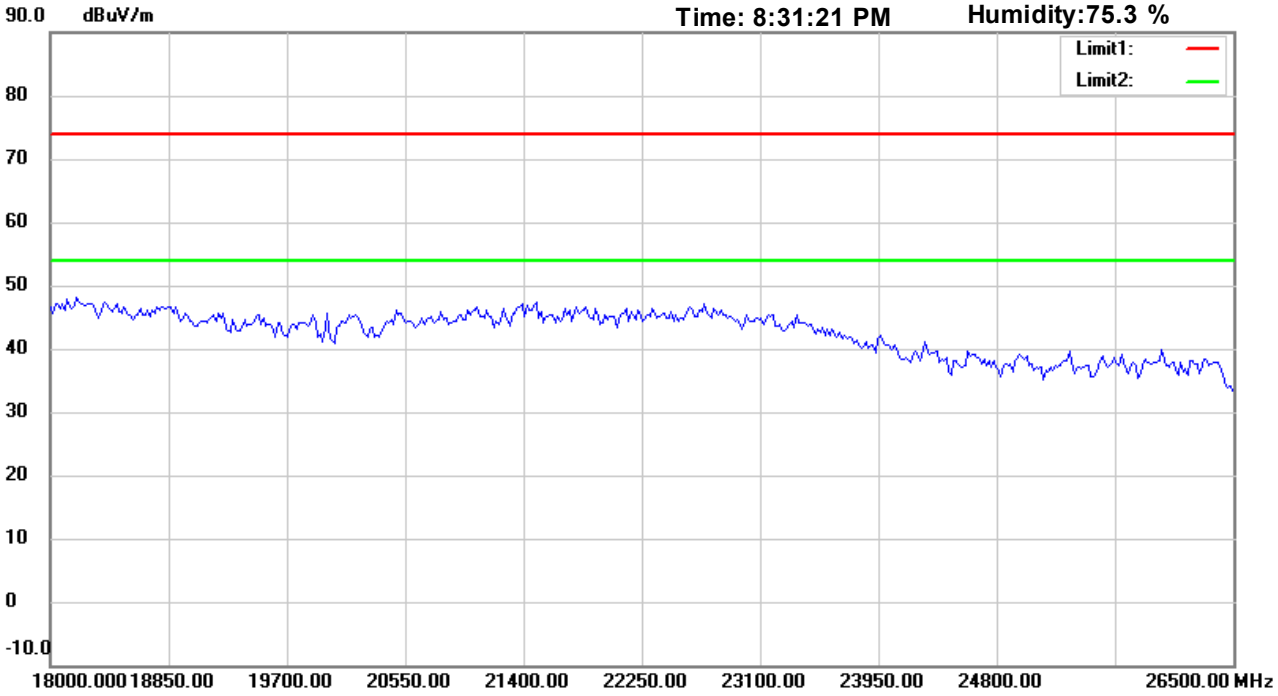

Site : Chamber

Condition : FCC_part 15 RE-Class C_Above 1GHz_PK

Polarization: *Vertical*

EUT : W6M21810-18520

Power : 3.7 Vd.c.

M/N:

Distance: 3m

Test Mode : TX 2480MHz

Note :

Mk.	Frequency (MHz)	Reading (dBuV)	Detector	Corr. factor (dB/m)	Result (dBuV/m)	Limit (dBuV/m)	Ant.Pos (cm)	Tab.Pos (deg.)	Margin (dB)	Comment

*:Maximum data x:Over limit !:over margin

R_TX

Address:6F.,No.58,Ln 188,Ruey Kuang Rd,Neihu,Taipei
Tel:+886-2-6606-8877
Fax:+886-2-6606-8875

Radiated Emission Measurement

Operator: Allen

File :1 Data :#1 Date: 11/9/2018 Time: 1:36:11 AM

Temperature:24.5 ℃
Humidity:75.3 %

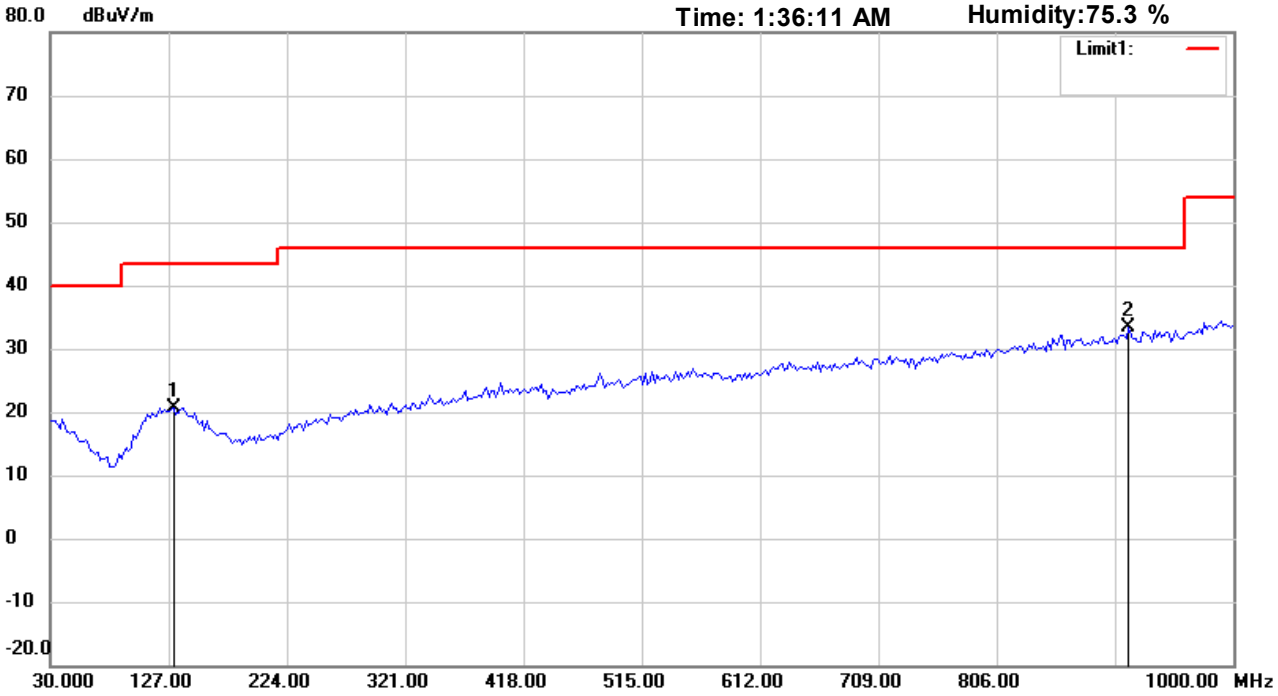

Site : Chamber

Condition : FCC_part 15 RE-Class C_30-1000MHz

Polarization: *Horizontal*

EUT : W6M21810-18520

Power : 3.7 Vd.c.

M/N:

Distance: 3m

Test Mode : TX 2402MHz

Note :

Mk.	Frequency (MHz)	Reading (dBuV)	Detector	Corr. factor (dB/m)	Result (dBuV/m)	Limit (dBuV/m)	Ant.Pos (cm)	Tab.Pos (deg.)	Margin (dB)	Comment
	131.0822	26.91	peak	-6.32	20.59	43.50	100	100	-22.91	
*	914.4688	28.37	peak	5.11	33.48	46.00	100	30	-12.52	

*:Maximum data x:Over limit !:over margin

Address:6F.,No.58,Ln 188,Ruey Kuang Rd,Neihu,Taipei
Tel:+886-2-6606-8877
Fax:+886-2-6606-8875

Radiated Emission Measurement

Operator: Allen

File :1 Data :#2 Date: 11/9/2018 Time: 1:37:11 AM

Temperature:24.5 ℃
Humidity:75.3 %

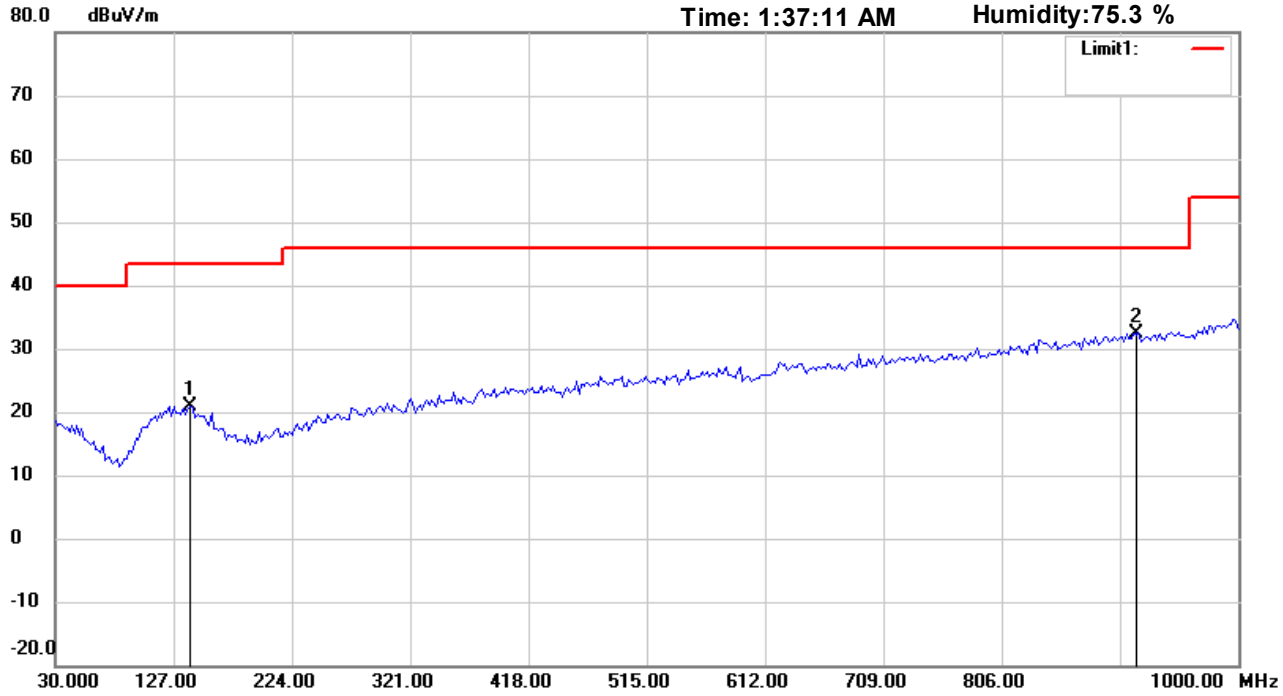

Site : Chamber

Condition : FCC_part 15 RE-Class C_30-1000MHz

Polarization: *Vertical*

EUT : W6M21810-18520

Power : 3.7 Vd.c.

M/N:

Distance: 3m

Test Mode : TX 2402MHz

Note :

Mk.	Frequency (MHz)	Reading (dBuV)	Detector	Corr. factor (dB/m)	Result (dBuV/m)	Limit (dBuV/m)	Ant.Pos (cm)	Tab.Pos (deg.)	Margin (dB)	Comment
	140.8015	27.39	peak	-6.52	20.87	43.50	100	70	-22.63	
*	914.4690	27.37	peak	5.11	32.48	46.00	100	115	-13.52	

*:Maximum data x:Over limit !:over margin

Address:6F.,No.58,Ln 188,Ruey Kuang Rd,Neihu,Taipei
Tel:+886-2-6606-8877
Fax:+886-2-6606-8875

Radiated Emission Measurement

Operator: Vincent

File :3 Data :#1 Date: 11/6/2018 Time: 8:55:18 PM

Temperature:24.5 ℃
Humidity:75.3 %

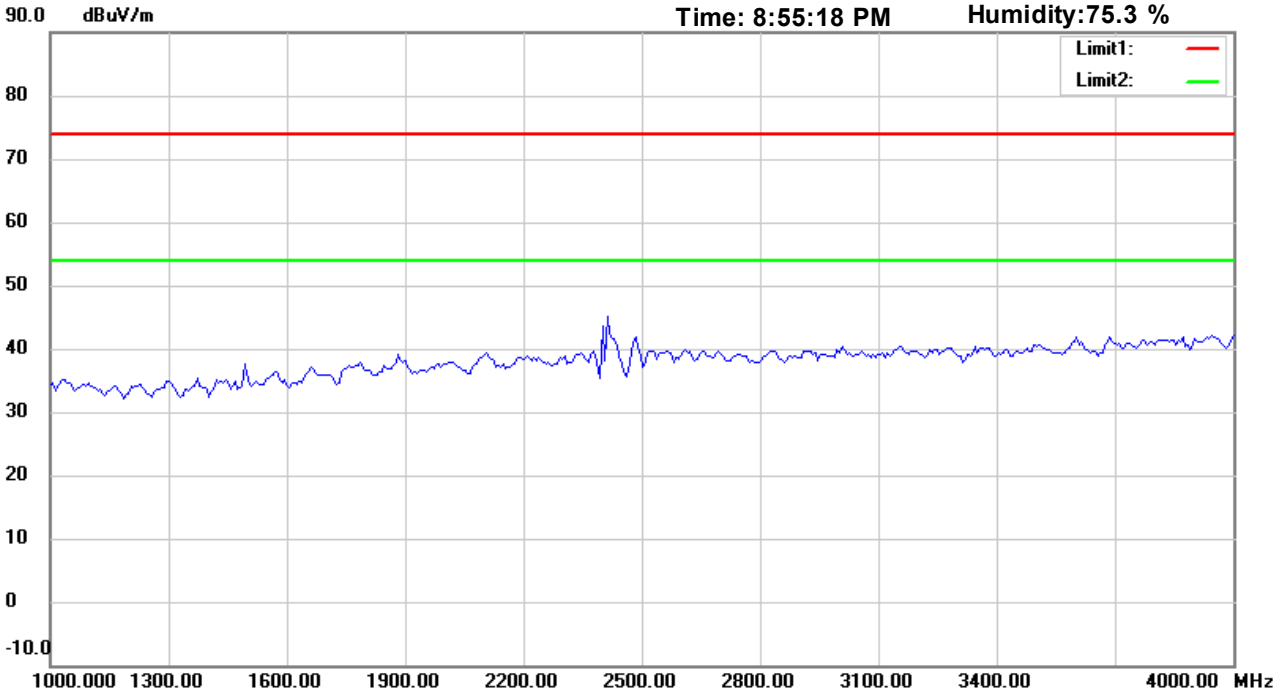

Site : Chamber

Condition : FCC_part 15 RE-Class C_Above 1GHz_PK

Polarization: *Horizontal*

EUT : W6M21810-18520

Power : 3.7 Vd.c.

M/N:

Distance: 3m

Test Mode : TX 2402MHz

Note :

Mk.	Frequency (MHz)	Reading (dBuV)	Detector	Corr. factor (dB/m)	Result (dBuV/m)	Limit (dBuV/m)	Ant.Pos (cm)	Tab.Pos (deg.)	Margin (dB)	Comment

*:Maximum data x:Over limit !:over margin

Address:6F.,No.58,Ln 188,Ruey Kuang Rd,Neihu,Taipei
Tel:+886-2-6606-8877
Fax:+886-2-6606-8875

Radiated Emission Measurement

Operator: Vincent

File :3 Data :#6 Date: 11/6/2018 Time: 8:58:48 PM

Temperature:24.5 ℃
Humidity:75.3 %

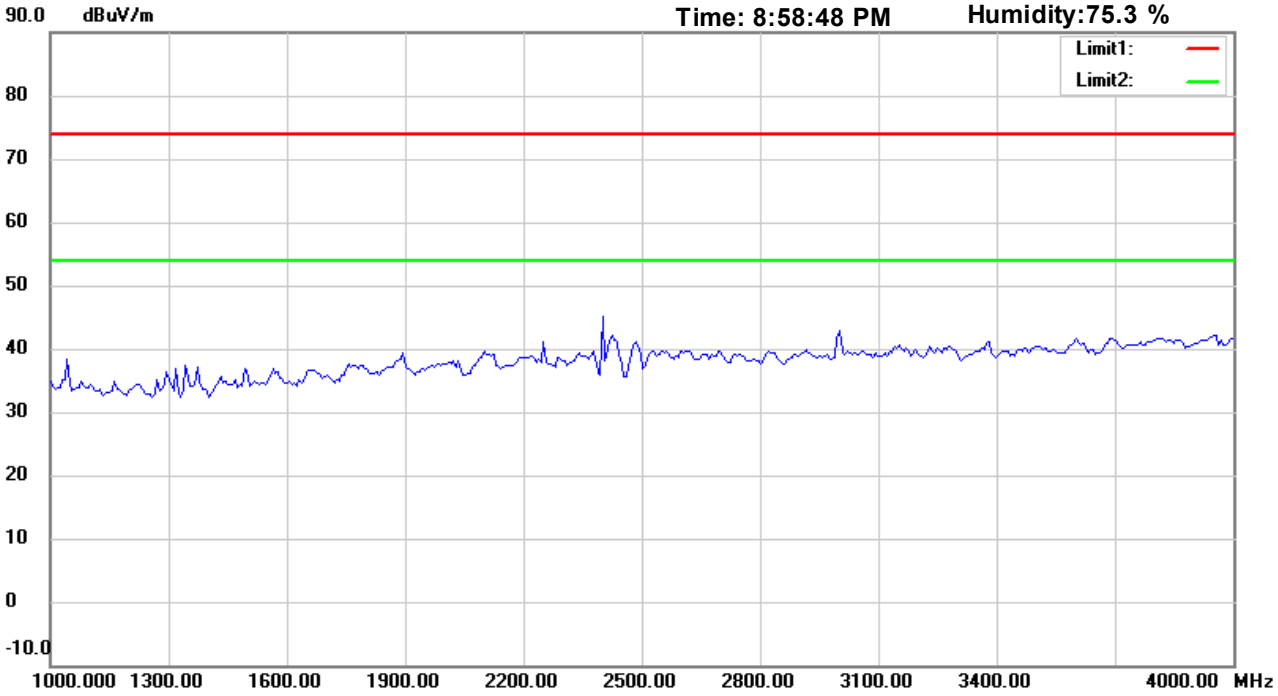

Site : Chamber

Condition : FCC_part 15 RE-Class C_Above 1GHz_PK

Polarization: *Vertical*

EUT : W6M21810-18520

Power : 3.7 Vd.c.

M/N:

Distance: 3m

Test Mode : TX 2402MHz

Note :

Mk.	Frequency (MHz)	Reading (dBuV)	Detector	Corr. factor (dB/m)	Result (dBuV/m)	Limit (dBuV/m)	Ant.Pos (cm)	Tab.Pos (deg.)	Margin (dB)	Comment

*:Maximum data x:Over limit !:over margin

Address:6F.,No.58,Ln 188,Ruey Kuang Rd,Neihu,Taipei
Tel:+886-2-6606-8877
Fax:+886-2-6606-8875

Radiated Emission Measurement

Operator: Vincent

File :3 Data :#2 Date: 11/6/2018 Time: 8:56:18 PM

Temperature:24.5 ℃
Humidity:75.3 %

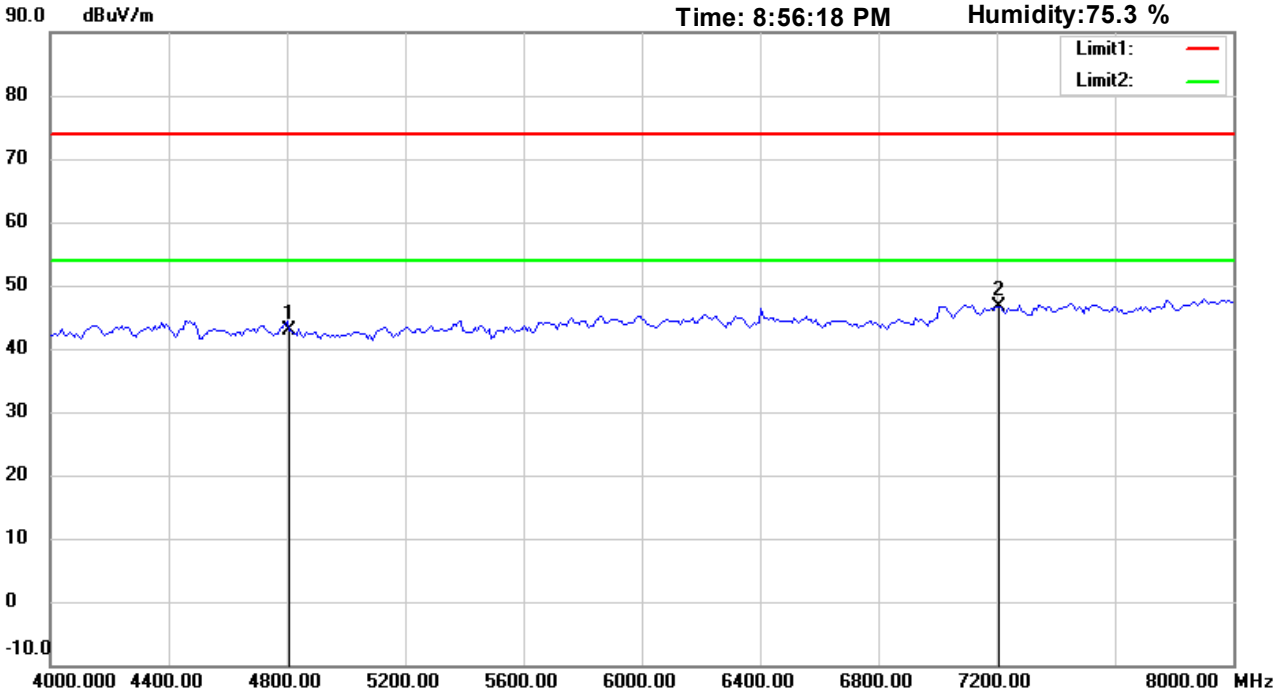

Site : Chamber

Condition : FCC_part 15 RE-Class C_Above 1GHz_PK

Polarization: *Horizontal*

EUT : W6M21810-18520

Power : 3.7 Vd.c.

M/N:

Distance: 3m

Test Mode : TX 2402MHz

Note :

Mk.	Frequency (MHz)	Reading (dBuV)	Detector	Corr. factor (dB/m)	Result (dBuV/m)	Limit (dBuV/m)	Ant.Pos (cm)	Tab.Pos (deg.)	Margin (dB)	Comment
	4804.000	42.11	peak	0.75	42.86	74.00	150	265	-31.14	
*	7206.000	41.14	peak	5.38	46.52	74.00	150	230	-27.48	

*:Maximum data x:Over limit !:over margin

Address:6F.,No.58,Ln 188,Ruey Kuang Rd,Neihu,Taipei
Tel:+886-2-6606-8877
Fax:+886-2-6606-8875

Radiated Emission Measurement

Operator: Vincent

File :3 Data :#7 Date: 11/6/2018 Time: 8:59:49 PM

Temperature:24.5 ℃
Humidity:75.3 %

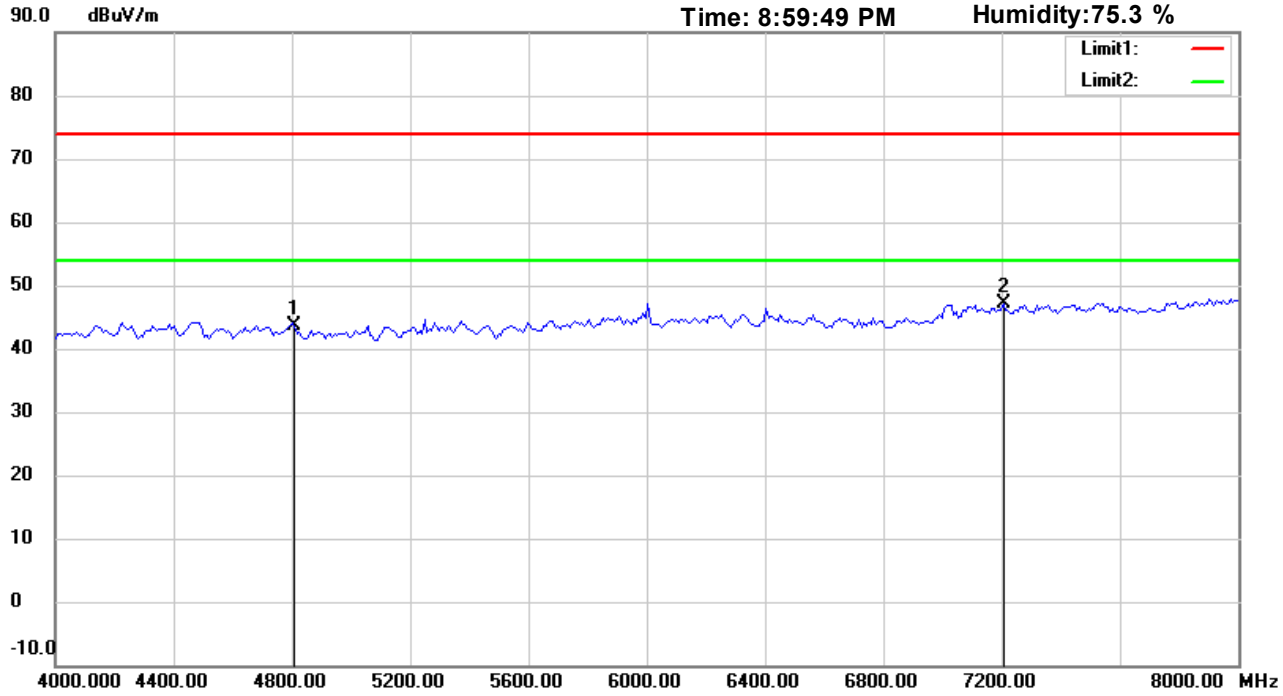

Site : Chamber

Condition : FCC_part 15 RE-Class C_Above 1GHz_PK

Polarization: *Vertical*

EUT : W6M21810-18520

Power : 3.7 Vd.c.

M/N:

Distance: 3m

Test Mode : TX 2402MHz

Note :

Mk.	Frequency (MHz)	Reading (dBuV)	Detector	Corr. factor (dB/m)	Result (dBuV/m)	Limit (dBuV/m)	Ant.Pos (cm)	Tab.Pos (deg.)	Margin (dB)	Comment
	4804.000	42.76	peak	0.75	43.51	74.00	150	305	-30.49	
*	7206.000	41.75	peak	5.38	47.13	74.00	150	110	-26.87	

*:Maximum data x:Over limit !:over margin

Address:6F.,No.58,Ln 188,Ruey Kuang Rd,Neihu,Taipei
Tel:+886-2-6606-8877
Fax:+886-2-6606-8875

Radiated Emission Measurement

Operator: Vincent

File :3 Data :#3 Date: 11/6/2018 Time: 8:57:25 PM

Temperature:24.5 ℃
Humidity:75.3 %

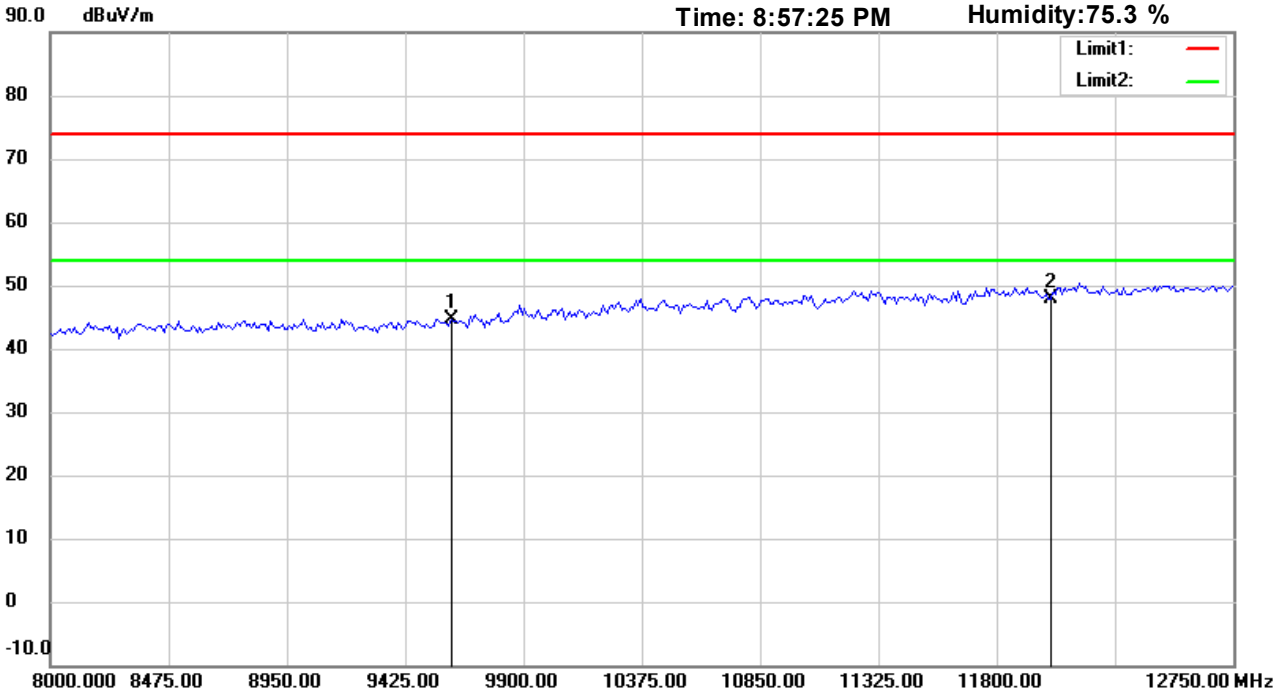

Site : Chamber

Condition : FCC_part 15 RE-Class C_Above 1GHz_PK

Polarization: *Horizontal*

EUT : W6M21810-18520

Power : 3.7 Vd.c.

M/N:

Distance: 3m

Test Mode : TX 2402MHz

Note :

Mk.	Frequency (MHz)	Reading (dBuV)	Detector	Corr. factor (dB/m)	Result (dBuV/m)	Limit (dBuV/m)	Ant.Pos (cm)	Tab.Pos (deg.)	Margin (dB)	Comment
	9608.000	36.50	peak	8.25	44.75	74.00	150	145	-29.25	
*	12010.000	34.39	peak	13.50	47.89	74.00	150	180	-26.11	

*:Maximum data x:Over limit !:over margin

Address:6F.,No.58,Ln 188,Ruey Kuang Rd,Neihu,Taipei
Tel:+886-2-6606-8877
Fax:+886-2-6606-8875

Radiated Emission Measurement

Operator: Vincent

File :3 Data :#8 Date: 11/6/2018 Time: 9:00:49 PM

Temperature:24.5 ℃
Humidity:75.3 %

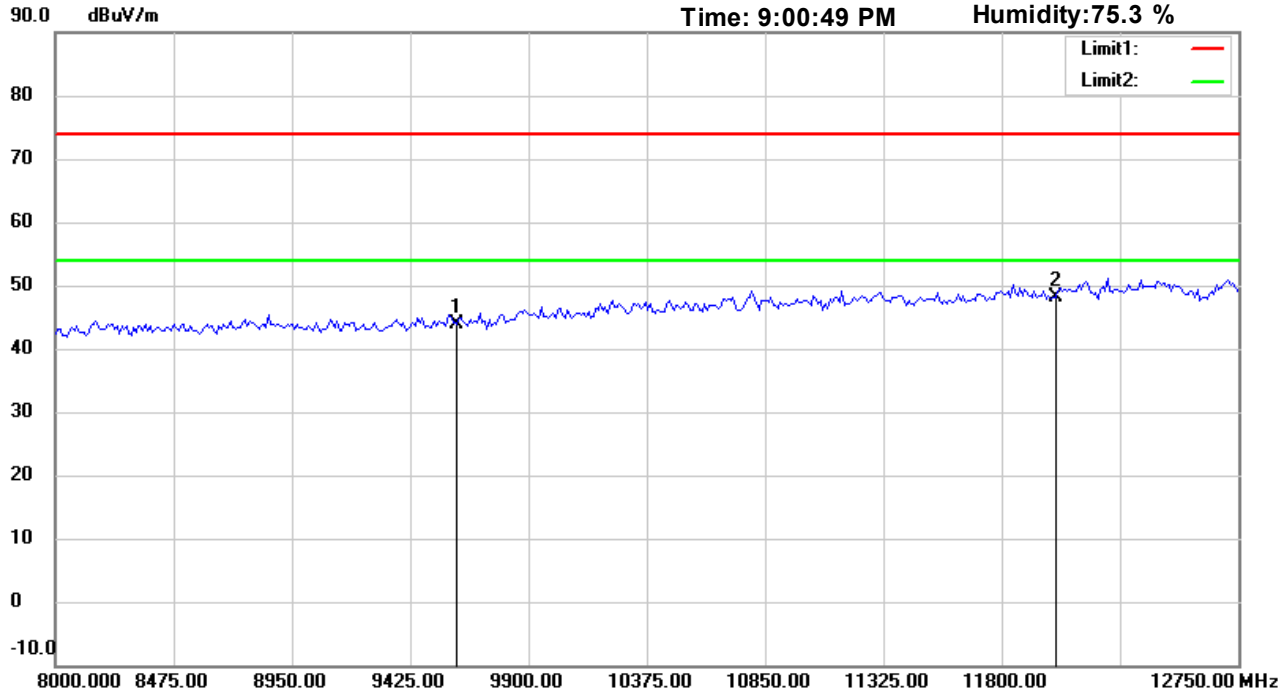

Site : Chamber

Condition : FCC_part 15 RE-Class C_Above 1GHz_PK

Polarization: *Vertical*

EUT : W6M21810-18520

Power : 3.7 Vd.c.

M/N:

Distance: 3m

Test Mode : TX 2402MHz

Note :

Mk.	Frequency (MHz)	Reading (dBuV)	Detector	Corr. factor (dB/m)	Result (dBuV/m)	Limit (dBuV/m)	Ant.Pos (cm)	Tab.Pos (deg.)	Margin (dB)	Comment
	9608.000	35.64	peak	8.25	43.89	74.00	150	115	-30.11	
*	12010.000	34.58	peak	13.50	48.08	74.00	150	295	-25.92	

*:Maximum data x:Over limit !:over margin

Address:6F.,No.58,Ln 188,Ruey Kuang Rd,Neihu,Taipei
Tel:+886-2-6606-8877
Fax:+886-2-6606-8875

Radiated Emission Measurement

Operator: Vincent

File :3 Data :#4 Date: 11/6/2018 Time: 8:57:39 PM

Temperature:24.5 ℃
Humidity:75.3 %

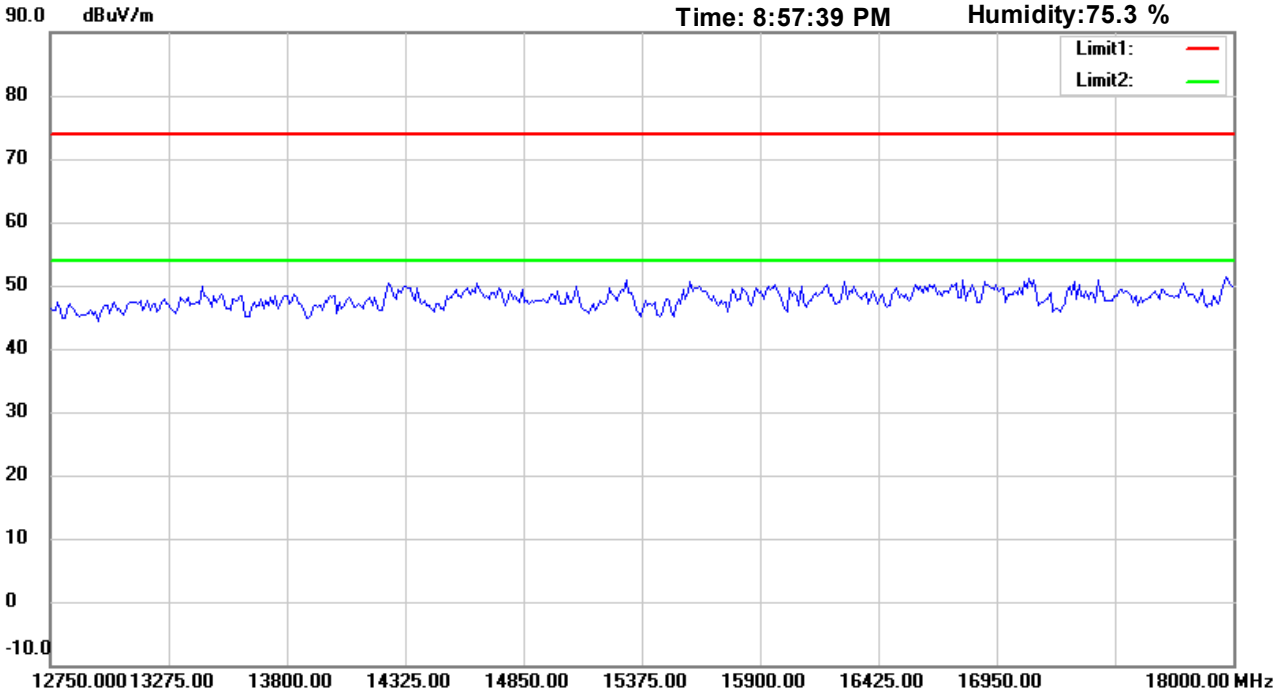

Site : Chamber

Condition : FCC_part 15 RE-Class C_Above 1GHz_PK

Polarization: *Horizontal*

EUT : W6M21810-18520

Power : 3.7 Vd.c.

M/N:

Distance: 3m

Test Mode : TX 2402MHz

Note :

Mk.	Frequency (MHz)	Reading (dBuV)	Detector	Corr. factor (dB/m)	Result (dBuV/m)	Limit (dBuV/m)	Ant.Pos (cm)	Tab.Pos (deg.)	Margin (dB)	Comment

*:Maximum data x:Over limit !:over margin

Address:6F.,No.58,Ln 188,Ruey Kuang Rd,Neihu,Taipei
Tel:+886-2-6606-8877
Fax:+886-2-6606-8875

Radiated Emission Measurement

Operator: Vincent

File :3 Data :#9 Date: 11/6/2018 Time: 9:01:02 PM

Temperature:24.5 ℃
Humidity:75.3 %

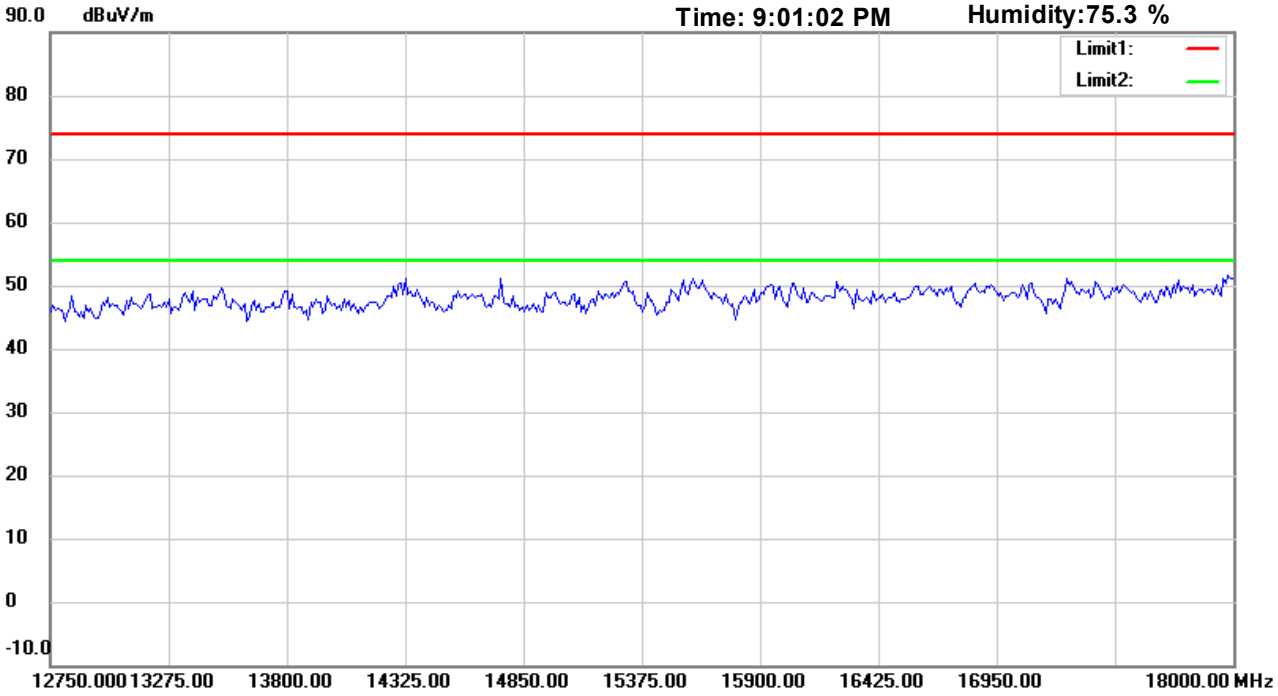

Site : Chamber

Condition : FCC_part 15 RE-Class C_Above 1GHz_PK

Polarization: *Vertical*

EUT : W6M21810-18520

Power : 3.7 Vd.c.

M/N:

Distance: 3m

Test Mode : TX 2402MHz

Note :

Mk.	Frequency (MHz)	Reading (dBuV)	Detector	Corr. factor (dB/m)	Result (dBuV/m)	Limit (dBuV/m)	Ant.Pos (cm)	Tab.Pos (deg.)	Margin (dB)	Comment

*:Maximum data x:Over limit !:over margin

Address:6F.,No.58,Ln 188,Ruey Kuang Rd,Neihu,Taipei
Tel:+886-2-6606-8877
Fax:+886-2-6606-8875

Radiated Emission Measurement

Operator: Vincent

File :3 Data :#5 Date: 11/6/2018 Time: 8:57:48 PM

Temperature:24.5 ℃
Humidity:75.3 %

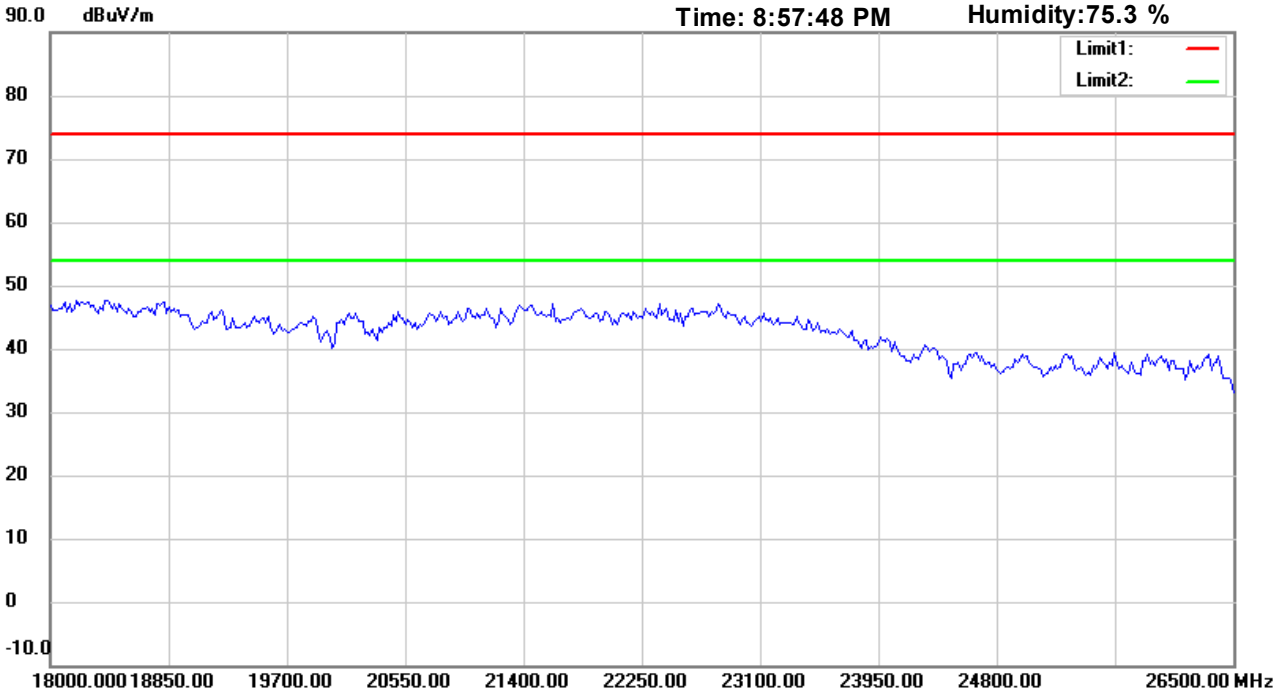

Site : Chamber

Condition : FCC_part 15 RE-Class C_Above 1GHz_PK

Polarization: *Horizontal*

EUT : W6M21810-18520

Power : 3.7 Vd.c.

M/N:

Distance: 3m

Test Mode : TX 2402MHz

Note :

Mk.	Frequency (MHz)	Reading (dBuV)	Detector	Corr. factor (dB/m)	Result (dBuV/m)	Limit (dBuV/m)	Ant.Pos (cm)	Tab.Pos (deg.)	Margin (dB)	Comment

*:Maximum data x:Over limit !:over margin

Address:6F.,No.58,Ln 188,Ruey Kuang Rd,Neihu,Taipei
Tel:+886-2-6606-8877
Fax:+886-2-6606-8875

Radiated Emission Measurement

Operator: Vincent

File :3 Data :#10 Date: 11/6/2018 Time: 9:01:12 PM

Temperature:24.5 ℃
Humidity:75.3 %

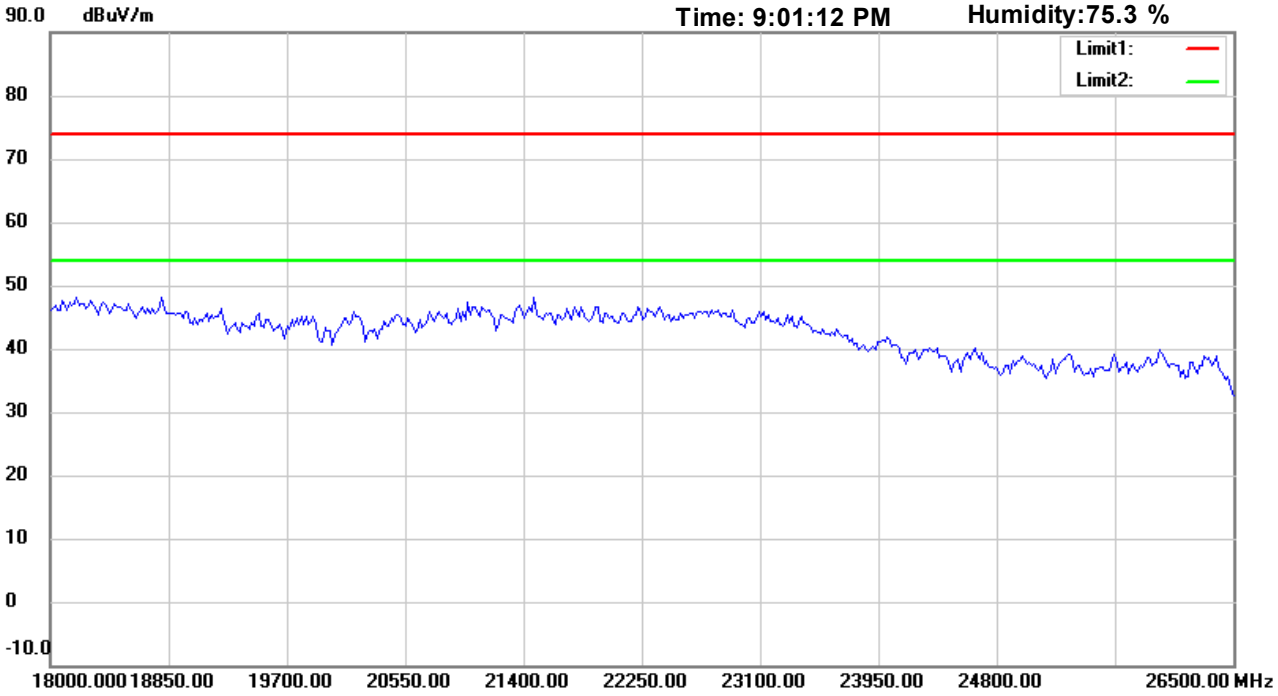

Site : Chamber

Condition : FCC_part 15 RE-Class C_Above 1GHz_PK

Polarization: *Vertical*

EUT : W6M21810-18520

Power : 3.7 Vd.c.

M/N:

Distance: 3m

Test Mode : TX 2402MHz

Note :

Mk.	Frequency (MHz)	Reading (dBuV)	Detector	Corr. factor (dB/m)	Result (dBuV/m)	Limit (dBuV/m)	Ant.Pos (cm)	Tab.Pos (deg.)	Margin (dB)	Comment

*:Maximum data x:Over limit !:over margin

Address:6F.,No.58,Ln 188,Ruey Kuang Rd,Neihu,Taipei
Tel:+886-2-6606-8877
Fax:+886-2-6606-8875

Radiated Emission Measurement

Operator: Allen

File :1 Data :#1 Date: 11/9/2018 Time: 1:39:05 AM

Temperature:24.5 ℃
Humidity:75.3 %

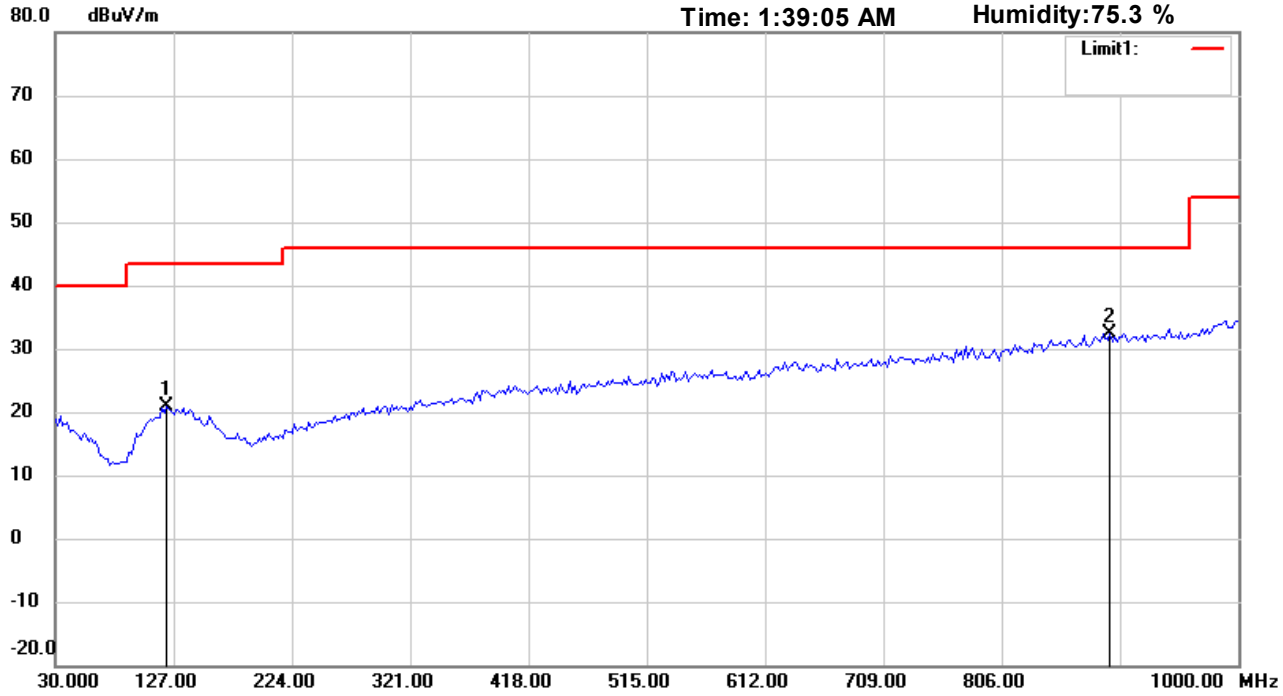

Site : Chamber

Condition : FCC_part 15 RE-Class C_30-1000MHz

EUT : W6M21810-18520

M/N:

Test Mode : TX 2441MHz

Note :

Polarization: *Horizontal*

Power : 3.7 Vd.c.

Distance: 3m

Mk.	Frequency (MHz)	Reading (dBuV)	Detector	Corr. factor (dB/m)	Result (dBuV/m)	Limit (dBuV/m)	Ant.Pos (cm)	Tab.Pos (deg.)	Margin (dB)	Comment
	121.3627	27.41	peak	-6.55	20.86	43.50	100	195	-22.64	
*	895.0300	27.68	peak	4.78	32.46	46.00	100	60	-13.54	

*:Maximum data x:Over limit !:over margin

Address:6F.,No.58,Ln 188,Ruey Kuang Rd,Neihu,Taipei
Tel:+886-2-6606-8877
Fax:+886-2-6606-8875

Radiated Emission Measurement

Operator: Allen

File :1 Data :#2 Date: 11/9/2018 Time: 1:40:05 AM

Temperature:24.5 ℃
Humidity:75.3 %

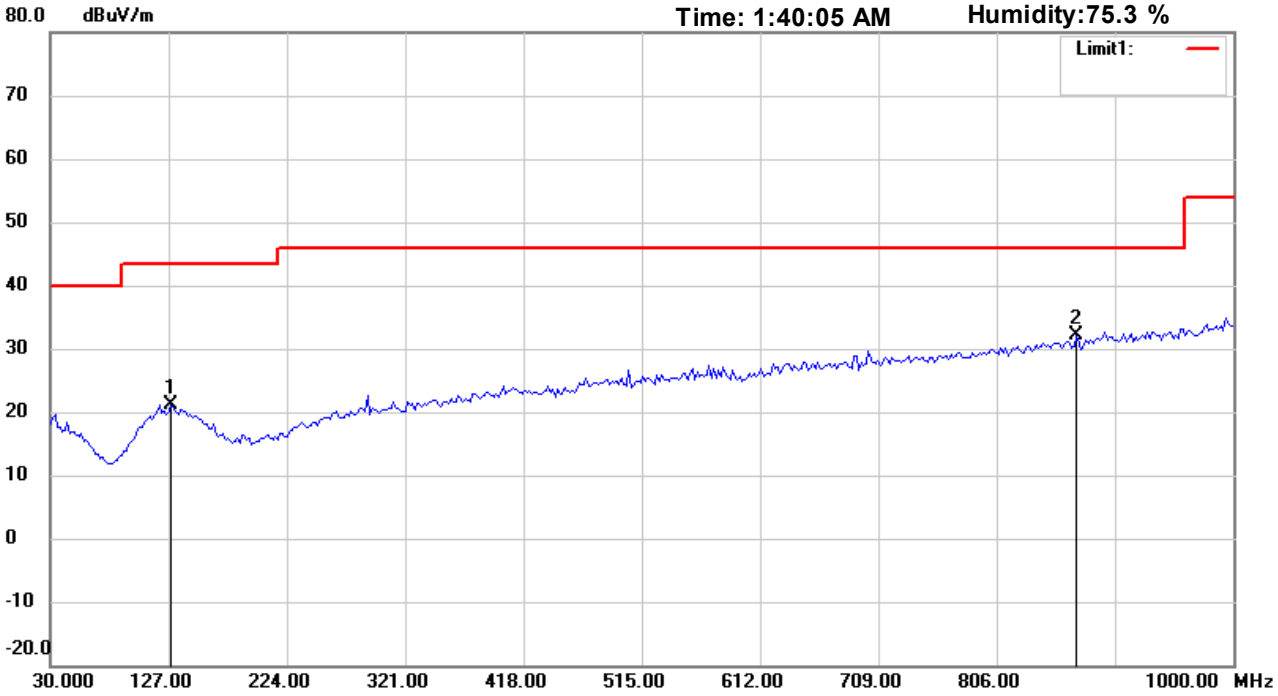

Site : Chamber

Condition : FCC_part 15 RE-Class C_30-1000MHz

Polarization: *Vertical*

EUT : W6M21810-18520

Power : 3.7 Vd.c.

M/N:

Distance: 3m

Test Mode : TX 2441MHz

Note :

Mk.	Frequency (MHz)	Reading (dBuV)	Detector	Corr. factor (dB/m)	Result (dBuV/m)	Limit (dBuV/m)	Ant.Pos (cm)	Tab.Pos (deg.)	Margin (dB)	Comment
	129.1383	27.48	peak	-6.33	21.15	43.50	100	340	-22.35	
*	871.7034	27.85	peak	4.32	32.17	46.00	100	225	-13.83	

*:Maximum data x:Over limit !:over margin

Address:6F.,No.58,Ln 188,Ruey Kuang Rd,Neihu,Taipei
Tel:+886-2-6606-8877
Fax:+886-2-6606-8875

Radiated Emission Measurement

Operator: Vincent

File :3 Data :#1 Date: 11/6/2018 Time: 9:04:41 PM

Temperature:24.5 ℃
Humidity:75.3 %

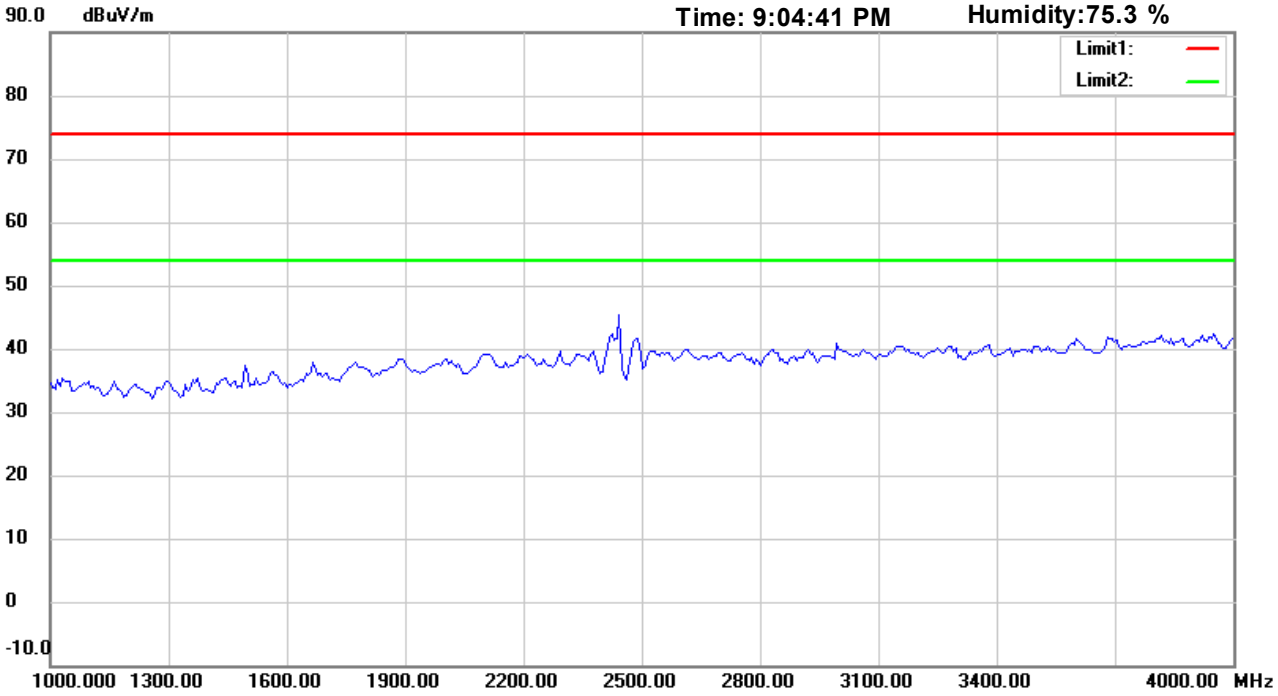

Site : Chamber

Condition : FCC_part 15 RE-Class C_Above 1GHz_PK

Polarization: *Horizontal*

EUT : W6M21810-18520

Power : 3.7 Vd.c.

M/N:

Distance: 3m

Test Mode : TX 2441MHz

Note :

Mk.	Frequency (MHz)	Reading (dBuV)	Detector	Corr. factor (dB/m)	Result (dBuV/m)	Limit (dBuV/m)	Ant.Pos (cm)	Tab.Pos (deg.)	Margin (dB)	Comment

*:Maximum data x:Over limit !:over margin

Address:6F.,No.58,Ln 188,Ruey Kuang Rd,Neihu,Taipei
Tel:+886-2-6606-8877
Fax:+886-2-6606-8875

Radiated Emission Measurement

Operator: Vincent

File :3 Data :#6 Date: 11/6/2018 Time: 9:08:11 PM

Temperature:24.5 ℃
Humidity:75.3 %

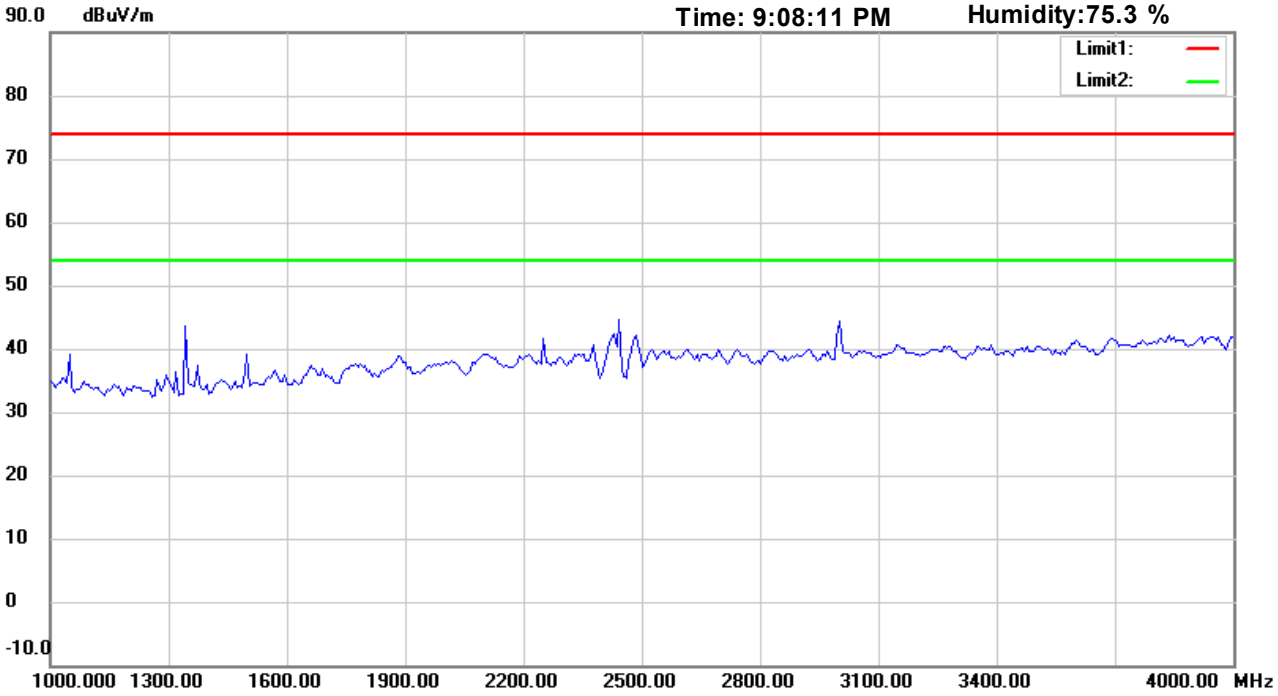

Site : Chamber

Condition : FCC_part 15 RE-Class C_Above 1GHz_PK

Polarization: *Vertical*

EUT : W6M21810-18520

Power : 3.7 Vd.c.

M/N:

Distance: 3m

Test Mode : TX 2441MHz

Note :

Mk.	Frequency (MHz)	Reading (dBuV)	Detector	Corr. factor (dB/m)	Result (dBuV/m)	Limit (dBuV/m)	Ant.Pos (cm)	Tab.Pos (deg.)	Margin (dB)	Comment

*:Maximum data x:Over limit !:over margin

Address:6F.,No.58,Ln 188,Ruey Kuang Rd,Neihu,Taipei
Tel:+886-2-6606-8877
Fax:+886-2-6606-8875

Radiated Emission Measurement

Operator: Vincent

File :3 Data :#2 Date: 11/6/2018 Time: 9:05:41 PM

Temperature:24.5 ℃
Humidity:75.3 %

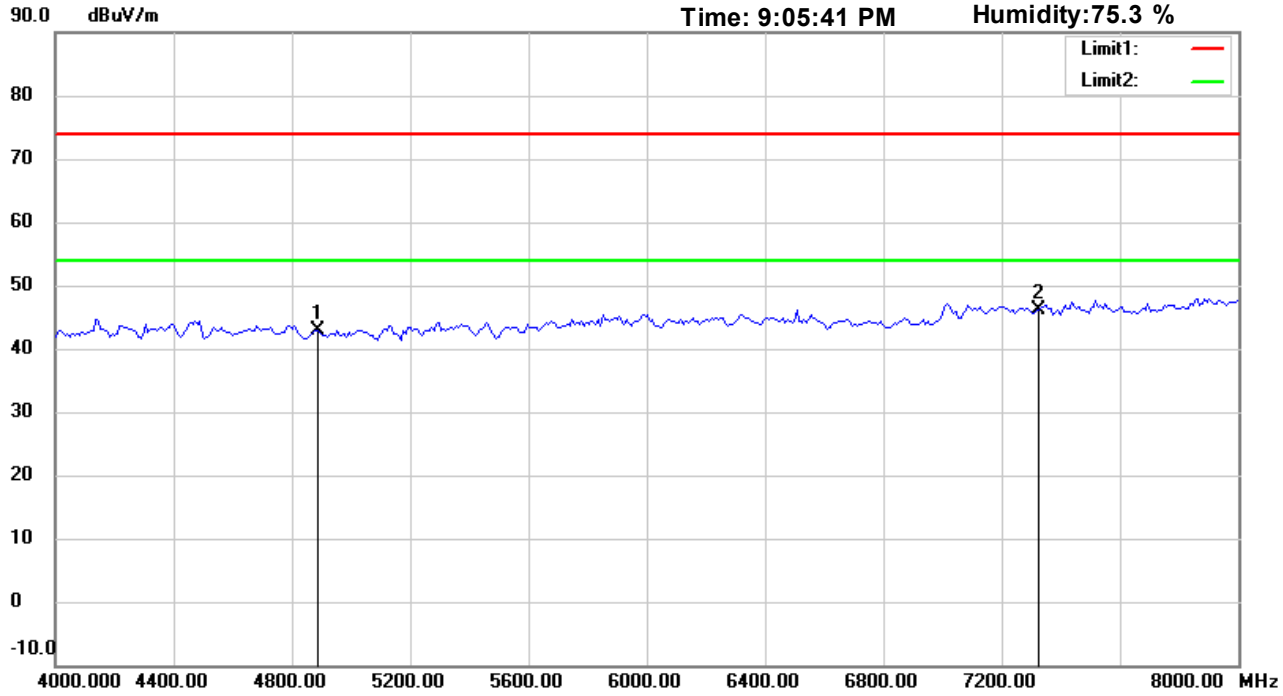

Site : Chamber

Condition : FCC_part 15 RE-Class C_Above 1GHz_PK

Polarization: *Horizontal*

EUT : W6M21810-18520

Power : 3.7 Vd.c.

M/N:

Distance: 3m

Test Mode : TX 2441MHz

Note :

Mk.	Frequency (MHz)	Reading (dBuV)	Detector	Corr. factor (dB/m)	Result (dBuV/m)	Limit (dBuV/m)	Ant.Pos (cm)	Tab.Pos (deg.)	Margin (dB)	Comment
	4882.000	42.26	peak	0.68	42.94	74.00	150	305	-31.06	
*	7323.000	40.48	peak	5.64	46.12	74.00	150	295	-27.88	

*:Maximum data x:Over limit !:over margin

Address:6F.,No.58,Ln 188,Ruey Kuang Rd,Neihu,Taipei
Tel:+886-2-6606-8877
Fax:+886-2-6606-8875

Radiated Emission Measurement

Operator: Vincent

File :3 Data :#7 Date: 11/6/2018 Time: 9:09:12 PM

Temperature:24.5 ℃
Humidity:75.3 %

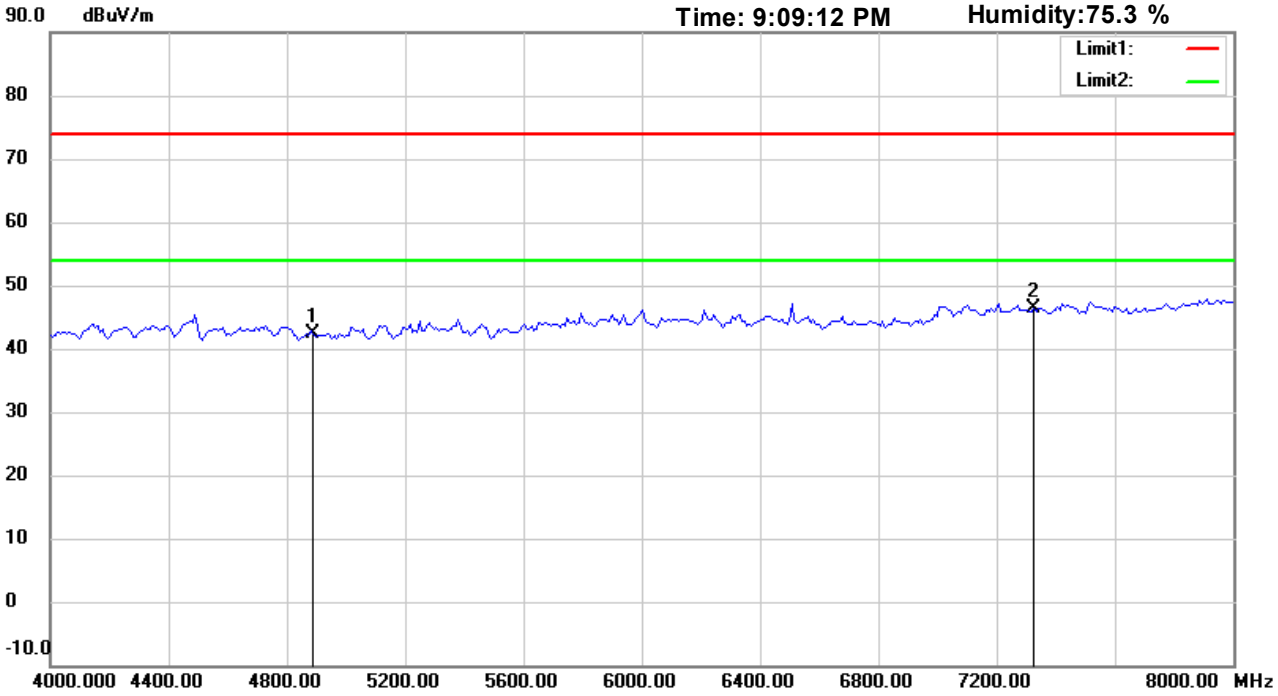

Site : Chamber

Condition : FCC_part 15 RE-Class C_Above 1GHz_PK

Polarization: *Vertical*

EUT : W6M21810-18520

Power : 3.7 Vd.c.

M/N:

Distance: 3m

Test Mode : TX 2441MHz

Note :

Mk.	Frequency (MHz)	Reading (dBuV)	Detector	Corr. factor (dB/m)	Result (dBuV/m)	Limit (dBuV/m)	Ant.Pos (cm)	Tab.Pos (deg.)	Margin (dB)	Comment
	4882.000	41.75	peak	0.68	42.43	74.00	150	305	-31.57	
*	7323.000	40.67	peak	5.64	46.31	74.00	150	220	-27.69	

*:Maximum data x:Over limit !:over margin

Address:6F.,No.58,Ln 188,Ruey Kuang Rd,Neihu,Taipei
Tel:+886-2-6606-8877
Fax:+886-2-6606-8875

Radiated Emission Measurement

Operator: Vincent

File :3 Data :#3 Date: 11/6/2018 Time: 9:06:48 PM

Temperature:24.5 ℃
Humidity:75.3 %

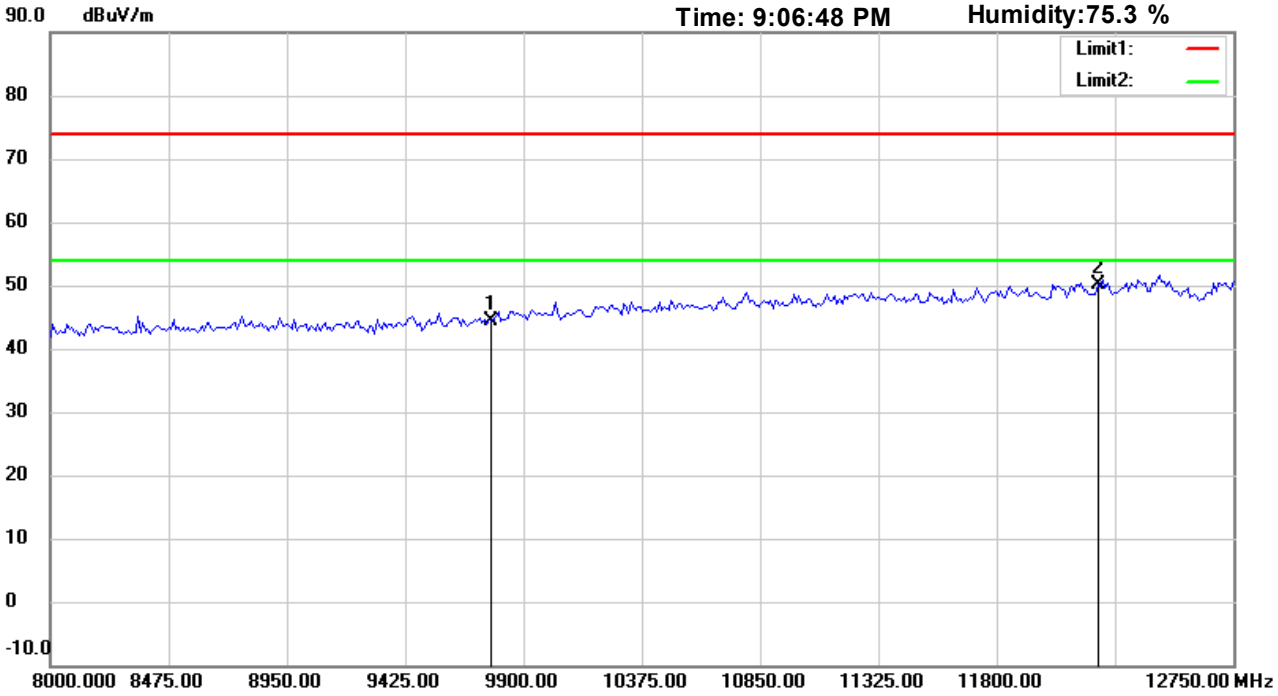

Site : Chamber

Condition : FCC_part 15 RE-Class C_Above 1GHz_PK

Polarization: *Horizontal*

EUT : W6M21810-18520

Power : 3.7 Vd.c.

M/N:

Distance: 3m

Test Mode : TX 2441MHz

Note :

Mk.	Frequency (MHz)	Reading (dBuV)	Detector	Corr. factor (dB/m)	Result (dBuV/m)	Limit (dBuV/m)	Ant.Pos (cm)	Tab.Pos (deg.)	Margin (dB)	Comment
	9764.000	35.71	peak	8.66	44.37	74.00	150	110	-29.63	
*	12205.000	34.97	peak	15.20	50.17	74.00	150	220	-23.83	

*:Maximum data x:Over limit !:over margin

Address:6F.,No.58,Ln 188,Ruey Kuang Rd,Neihu,Taipei
Tel:+886-2-6606-8877
Fax:+886-2-6606-8875

Radiated Emission Measurement

Operator: Vincent

File :3 Data :#8 Date: 11/6/2018 Time: 9:10:11 PM

Temperature:24.5 ℃
Humidity:75.3 %

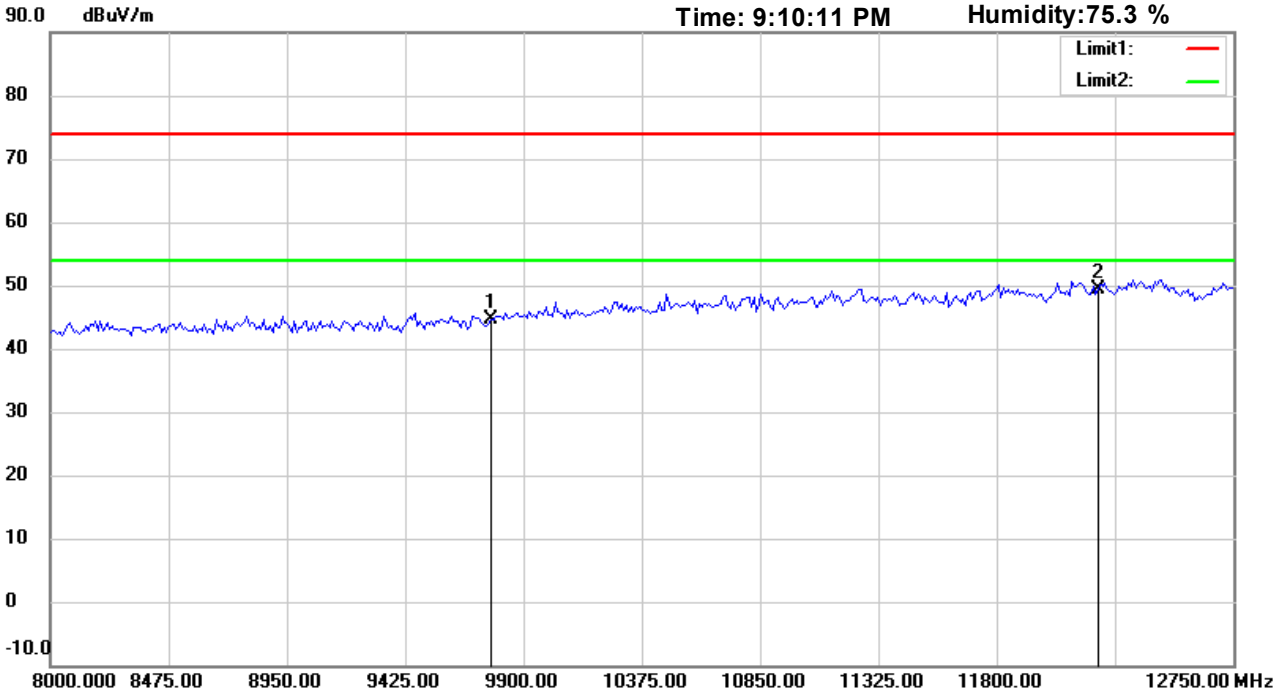

Site : Chamber

Condition : FCC_part 15 RE-Class C_Above 1GHz_PK

Polarization: *Vertical*

EUT : W6M21810-18520

Power : 3.7 Vd.c.

M/N:

Distance: 3m

Test Mode : TX 2441MHz

Note :

Mk.	Frequency (MHz)	Reading (dBuV)	Detector	Corr. factor (dB/m)	Result (dBuV/m)	Limit (dBuV/m)	Ant.Pos (cm)	Tab.Pos (deg.)	Margin (dB)	Comment
	9764.000	36.06	peak	8.66	44.72	74.00	150	105	-29.28	
*	12205.000	34.29	peak	15.20	49.49	74.00	150	280	-24.51	

*:Maximum data x:Over limit !:over margin

Address:6F.,No.58,Ln 188,Ruey Kuang Rd,Neihu,Taipei
Tel:+886-2-6606-8877
Fax:+886-2-6606-8875

Radiated Emission Measurement

Operator: Vincent

File :3 Data :#4 Date: 11/6/2018 Time: 9:07:01 PM

Temperature:24.5 ℃
Humidity:75.3 %

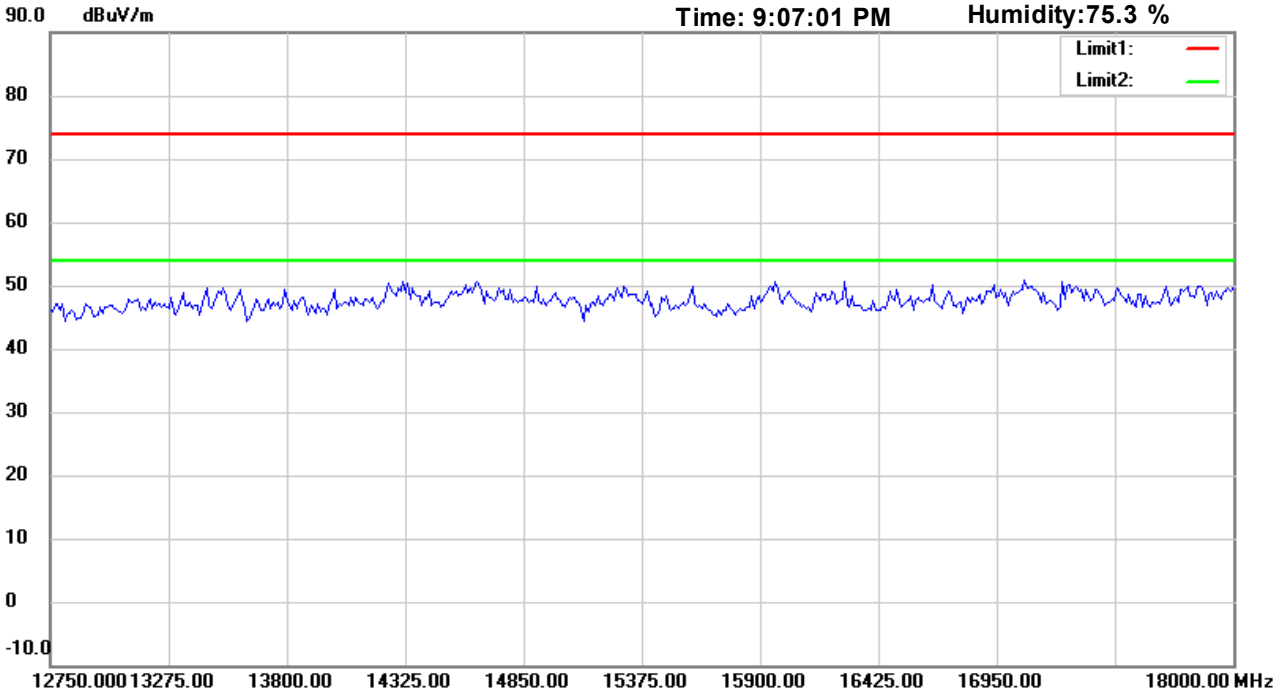

Site : Chamber

Condition : FCC_part 15 RE-Class C_Above 1GHz_PK

Polarization: *Horizontal*

EUT : W6M21810-18520

Power : 3.7 Vd.c.

M/N:

Distance: 3m

Test Mode : TX 2441MHz

Note :

Mk.	Frequency (MHz)	Reading (dBuV)	Detector	Corr. factor (dB/m)	Result (dBuV/m)	Limit (dBuV/m)	Ant.Pos (cm)	Tab.Pos (deg.)	Margin (dB)	Comment

*:Maximum data x:Over limit !:over margin

Address:6F.,No.58,Ln 188,Ruey Kuang Rd,Neihu,Taipei
Tel:+886-2-6606-8877
Fax:+886-2-6606-8875

Radiated Emission Measurement

Operator: Vincent

File :3 Data :#9 Date: 11/6/2018 Time: 9:10:25 PM

Temperature:24.5 ℃
Humidity:75.3 %

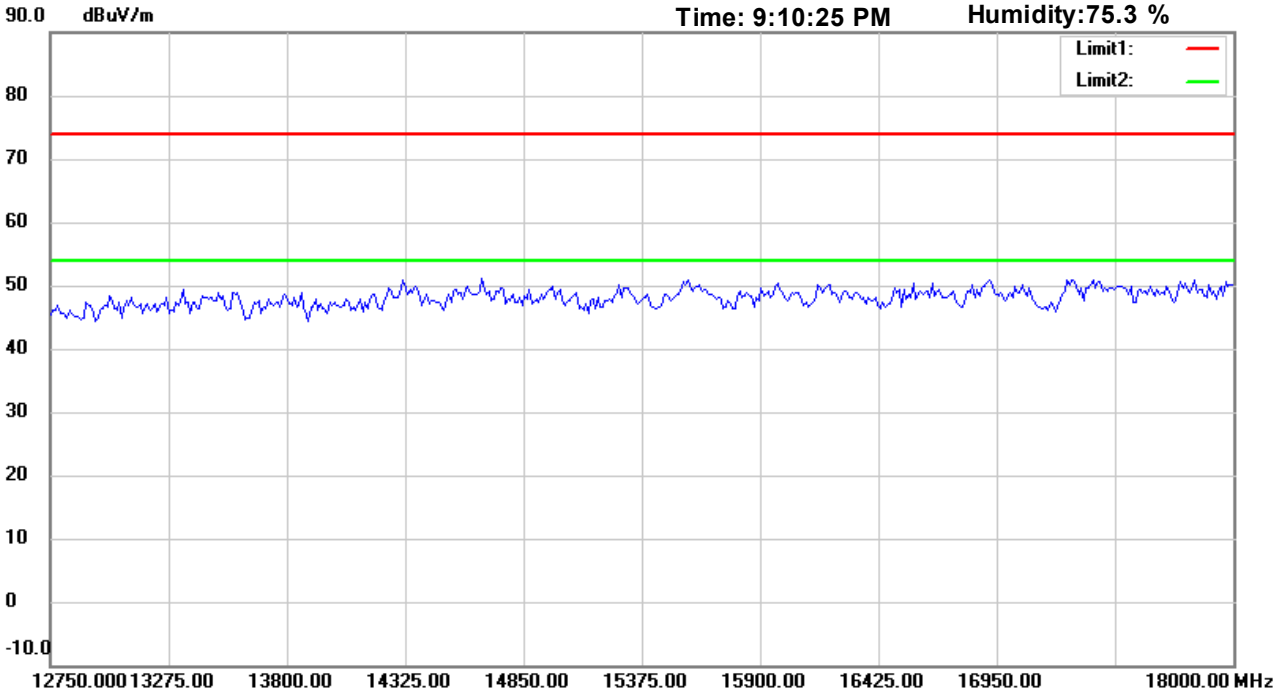

Site : Chamber

Condition : FCC_part 15 RE-Class C_Above 1GHz_PK

Polarization: *Vertical*

EUT : W6M21810-18520

Power : 3.7 Vd.c.

M/N:

Distance: 3m

Test Mode : TX 2441MHz

Note :

Mk.	Frequency (MHz)	Reading (dBuV)	Detector	Corr. factor (dB/m)	Result (dBuV/m)	Limit (dBuV/m)	Ant.Pos (cm)	Tab.Pos (deg.)	Margin (dB)	Comment

*:Maximum data x:Over limit !:over margin

Address:6F.,No.58,Ln 188,Ruey Kuang Rd,Neihu,Taipei
Tel:+886-2-6606-8877
Fax:+886-2-6606-8875

Radiated Emission Measurement

Operator: Vincent

File :3 Data :#5 Date: 11/6/2018 Time: 9:07:11 PM

Temperature:24.5 ℃
Humidity:75.3 %

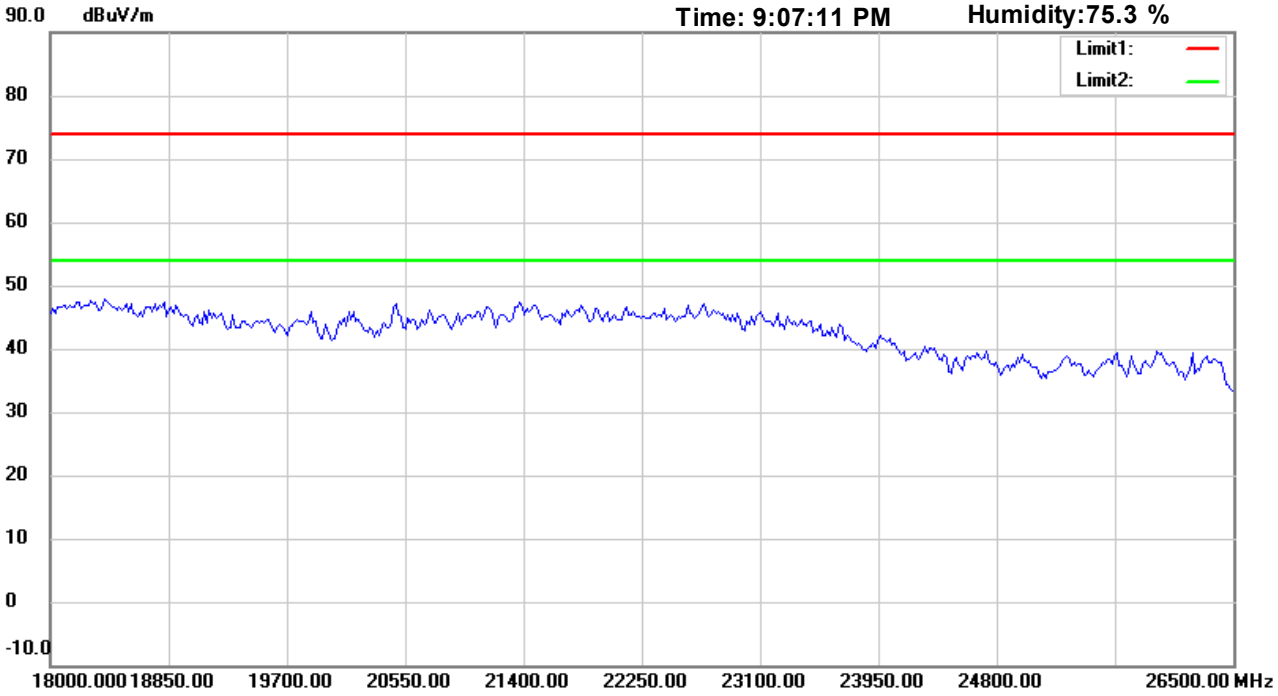

Site : Chamber

Condition : FCC_part 15 RE-Class C_Above 1GHz_PK

Polarization: *Horizontal*

EUT : W6M21810-18520

Power : 3.7 Vd.c.

M/N:

Distance: 3m

Test Mode : TX 2441MHz

Note :

Mk.	Frequency (MHz)	Reading (dBuV)	Detector	Corr. factor (dB/m)	Result (dBuV/m)	Limit (dBuV/m)	Ant.Pos (cm)	Tab.Pos (deg.)	Margin (dB)	Comment

*:Maximum data x:Over limit !:over margin

Address:6F.,No.58,Ln 188,Ruey Kuang Rd,Neihu,Taipei
Tel:+886-2-6606-8877
Fax:+886-2-6606-8875

Radiated Emission Measurement

Operator: Vincent

File :3 Data :#10 Date: 11/6/2018 Time: 9:10:35 PM

Temperature:24.5 ℃
Humidity:75.3 %

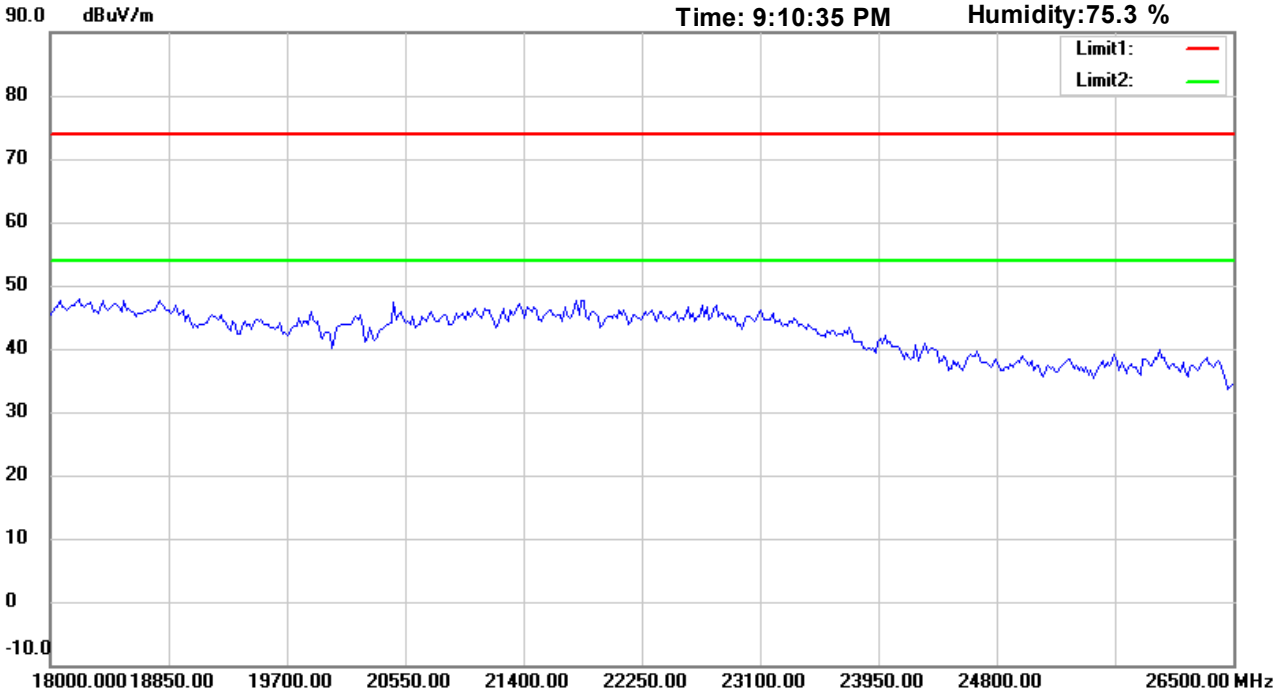

Site : Chamber

Condition : FCC_part 15 RE-Class C_Above 1GHz_PK

Polarization: *Vertical*

EUT : W6M21810-18520

Power : 3.7 Vd.c.

M/N:

Distance: 3m

Test Mode : TX 2441MHz

Note :

Mk.	Frequency (MHz)	Reading (dBuV)	Detector	Corr. factor (dB/m)	Result (dBuV/m)	Limit (dBuV/m)	Ant.Pos (cm)	Tab.Pos (deg.)	Margin (dB)	Comment

*:Maximum data x:Over limit !:over margin

Address:6F.,No.58,Ln 188,Ruey Kuang Rd,Neihu,Taipei
Tel:+886-2-6606-8877
Fax:+886-2-6606-8875

Radiated Emission Measurement

Operator: Allen

File :1 Data :#1 Date: 11/9/2018 Time: 1:41:58 AM

Temperature:24.5 ℃
Humidity:75.3 %

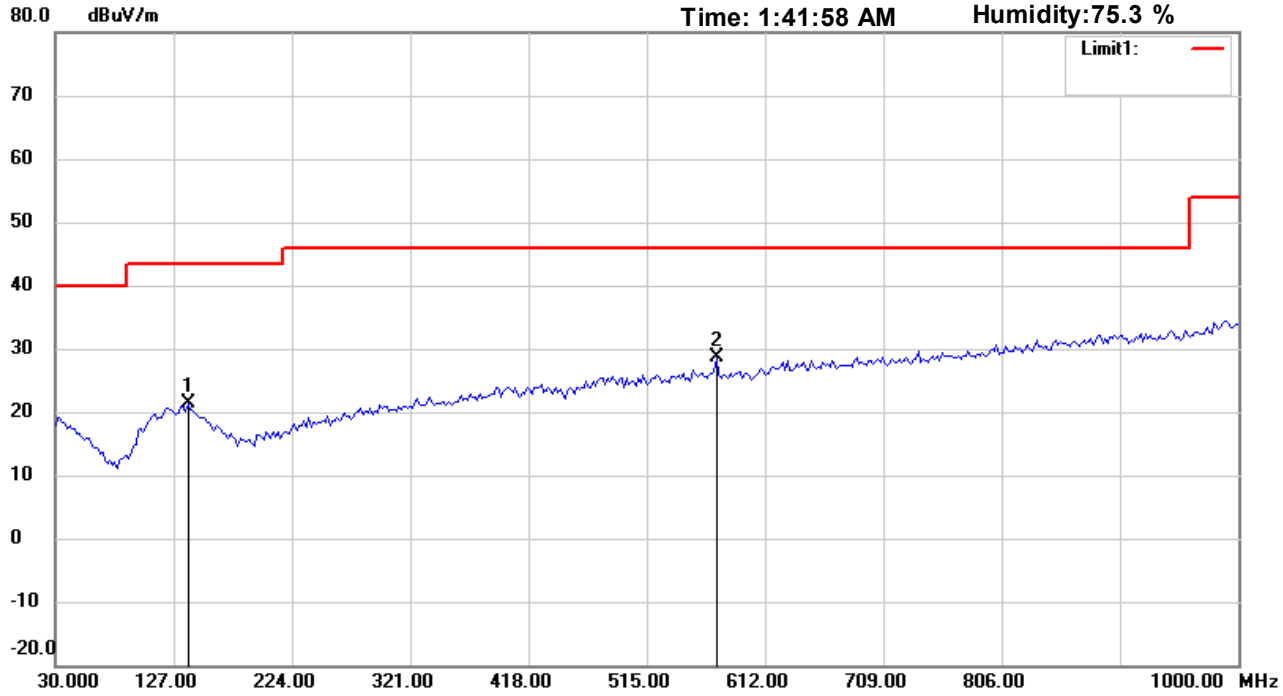

Site : Chamber

Condition : FCC_part 15 RE-Class C_30-1000MHz

EUT : W6M21810-18520

M/N:

Test Mode : TX 2480MHz

Note :

Polarization: *Horizontal*

Power : 3.7 Vd.c.

Distance: 3m

Mk.	Frequency (MHz)	Reading (dBuV)	Detector	Corr. factor (dB/m)	Result (dBuV/m)	Limit (dBuV/m)	Ant.Pos (cm)	Tab.Pos (deg.)	Margin (dB)	Comment
	138.8576	27.81	peak	-6.43	21.38	43.50	100	40	-22.12	
*	572.3446	29.77	peak	-1.16	28.61	46.00	100	350	-17.39	

*:Maximum data x:Over limit !:over margin

Address:6F.,No.58,Ln 188,Ruey Kuang Rd,Neihu,Taipei
Tel:+886-2-6606-8877
Fax:+886-2-6606-8875

Radiated Emission Measurement

Operator: Allen

File :1 Data :#2 Date: 11/9/2018 Time: 1:42:58 AM

Temperature:24.5 ℃
Humidity:75.3 %

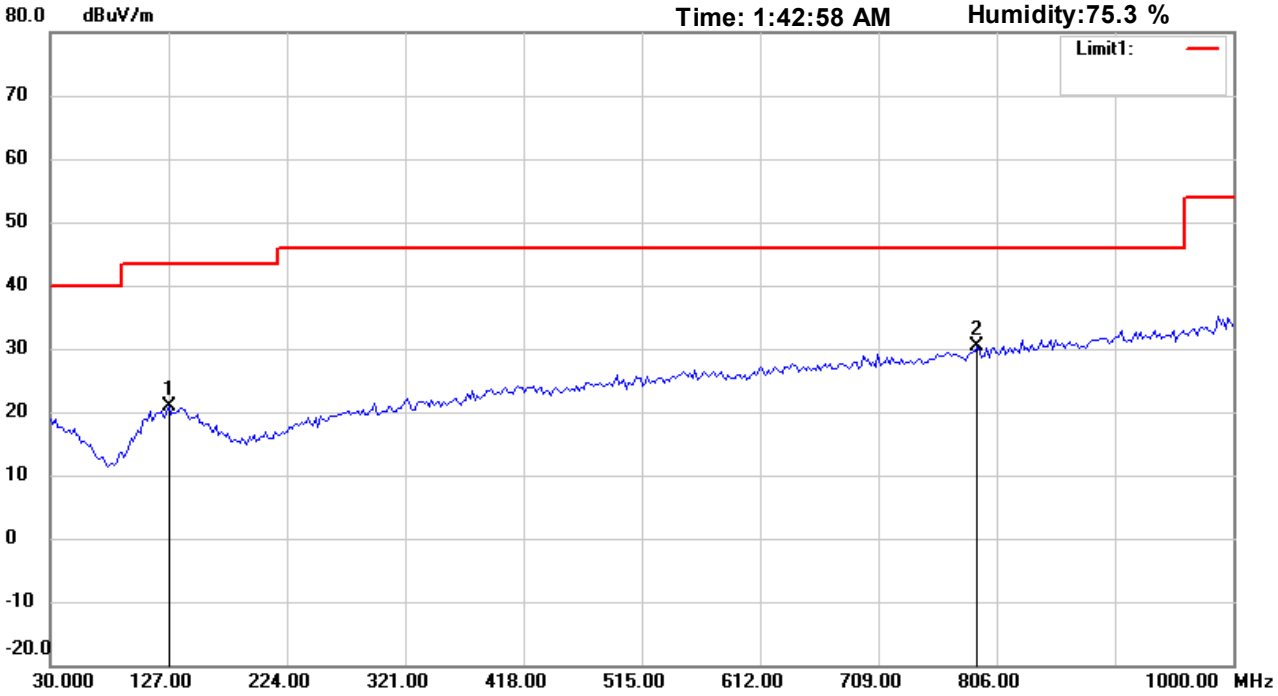

Site : Chamber

Condition : FCC_part 15 RE-Class C_30-1000MHz

Polarization: *Vertical*

EUT : W6M21810-18520

Power : 3.7 Vd.c.

M/N:

Distance: 3m

Test Mode : TX 2480MHz

Note :

Mk.	Frequency (MHz)	Reading (dBuV)	Detector	Corr. factor (dB/m)	Result (dBuV/m)	Limit (dBuV/m)	Ant.Pos (cm)	Tab.Pos (deg.)	Margin (dB)	Comment
	127.1944	27.19	peak	-6.39	20.80	43.50	100	255	-22.70	
*	790.0601	28.02	peak	2.40	30.42	46.00	100	300	-15.58	

*:Maximum data x:Over limit !:over margin

Address:6F.,No.58,Ln 188,Ruey Kuang Rd,Neihu,Taipei
Tel:+886-2-6606-8877
Fax:+886-2-6606-8875

Radiated Emission Measurement

Operator: Vincent

File :3 Data :#1 Date: 11/6/2018 Time: 9:15:25 PM

Temperature:24.5 ℃
Humidity:75.3 %

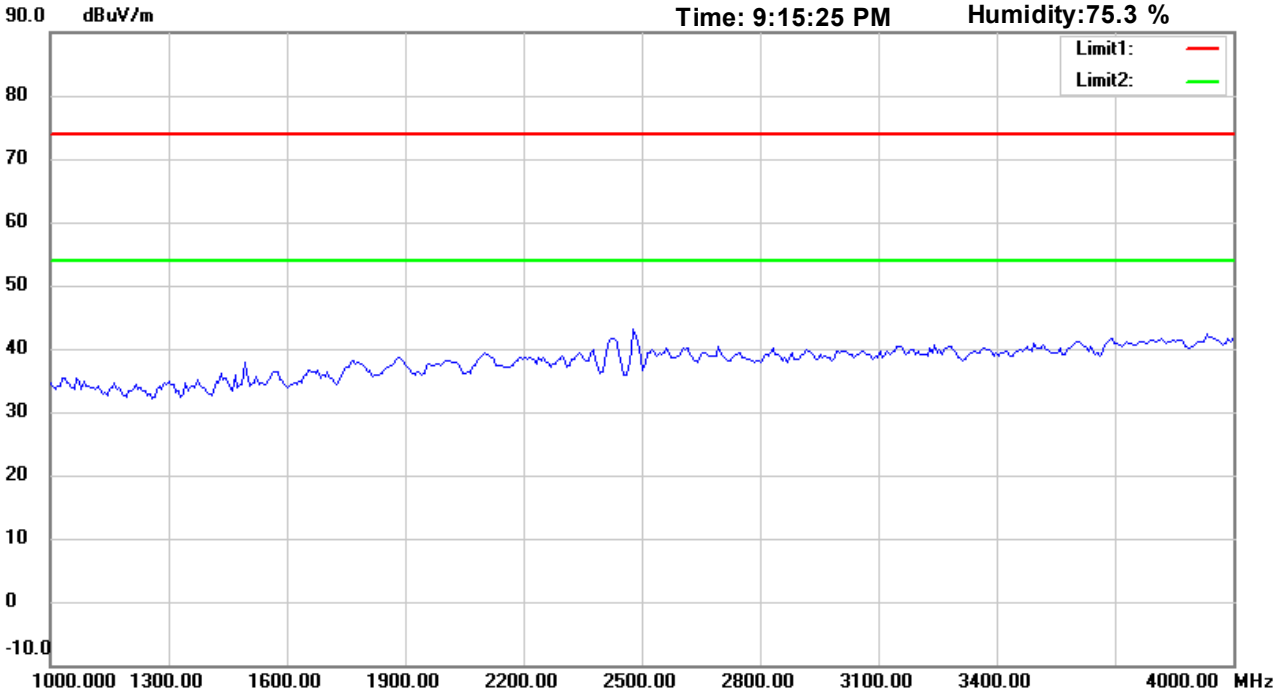

Site : Chamber

Condition : FCC_part 15 RE-Class C_Above 1GHz_PK

Polarization: *Horizontal*

EUT : W6M21810-18520

Power : 3.7 Vd.c.

M/N:

Distance: 3m

Test Mode : TX 2480MHz

Note :

Mk.	Frequency (MHz)	Reading (dBuV)	Detector	Corr. factor (dB/m)	Result (dBuV/m)	Limit (dBuV/m)	Ant.Pos (cm)	Tab.Pos (deg.)	Margin (dB)	Comment

*:Maximum data x:Over limit !:over margin

Address:6F.,No.58,Ln 188,Ruey Kuang Rd,Neihu,Taipei
Tel:+886-2-6606-8877
Fax:+886-2-6606-8875

Radiated Emission Measurement

Operator: Vincent

File :3 Data :#6 Date: 11/6/2018 Time: 9:18:55 PM

Temperature:24.5 ℃
Humidity:75.3 %

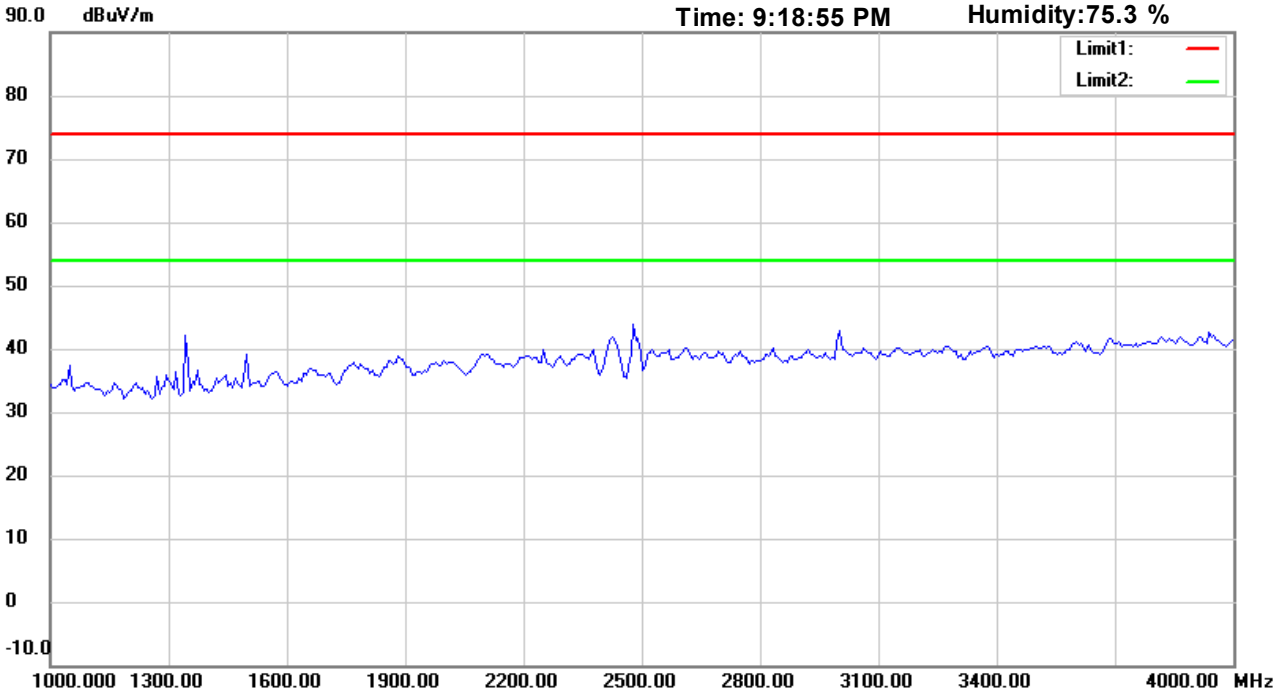

Site : Chamber

Condition : FCC_part 15 RE-Class C_Above 1GHz_PK

Polarization: *Vertical*

EUT : W6M21810-18520

Power : 3.7 Vd.c.

M/N:

Distance: 3m

Test Mode : TX 2480MHz

Note :

Mk.	Frequency (MHz)	Reading (dBuV)	Detector	Corr. factor (dB/m)	Result (dBuV/m)	Limit (dBuV/m)	Ant.Pos (cm)	Tab.Pos (deg.)	Margin (dB)	Comment

*:Maximum data x:Over limit !:over margin

Address:6F.,No.58,Ln 188,Ruey Kuang Rd,Neihu,Taipei
Tel:+886-2-6606-8877
Fax:+886-2-6606-8875

Radiated Emission Measurement

Operator: Vincent

File :3 Data :#2 Date: 11/6/2018 Time: 9:16:25 PM

Temperature:24.5 ℃
Humidity:75.3 %

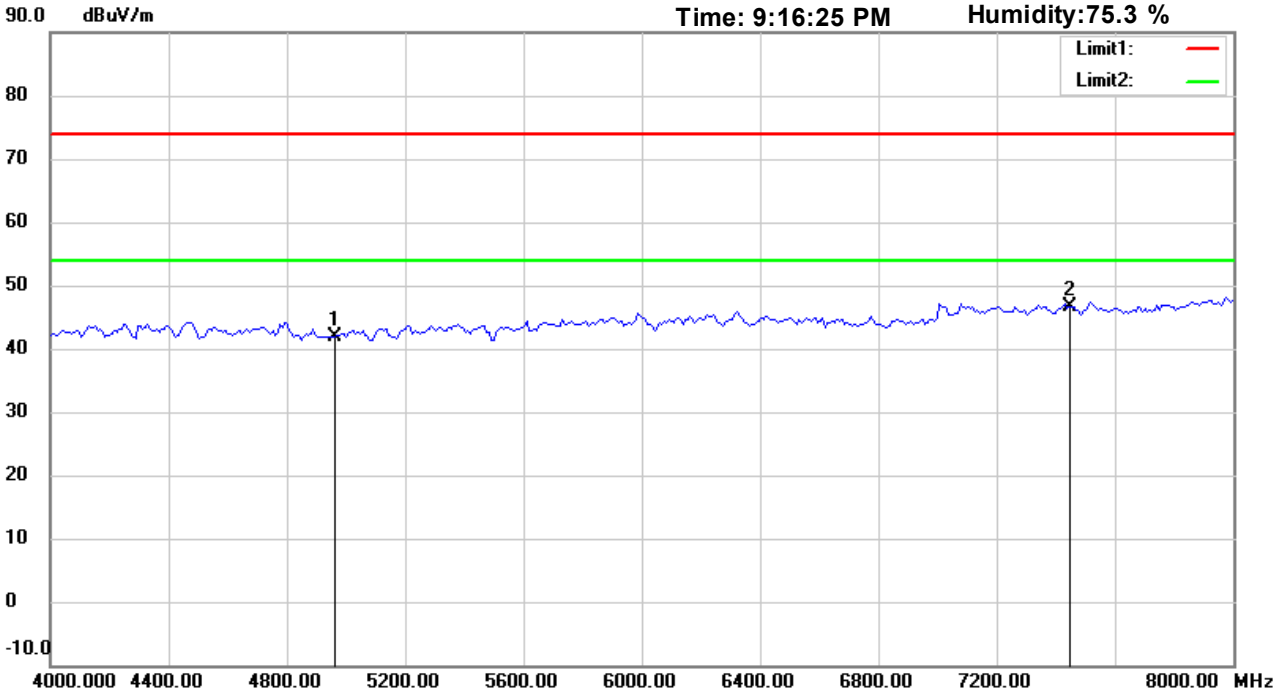

Site : Chamber

Condition : FCC_part 15 RE-Class C_Above 1GHz_PK

Polarization: *Horizontal*

EUT : W6M21810-18520

Power : 3.7 Vd.c.

M/N:

Distance: 3m

Test Mode : TX 2480MHz

Note :

Mk.	Frequency (MHz)	Reading (dBuV)	Detector	Corr. factor (dB/m)	Result (dBuV/m)	Limit (dBuV/m)	Ant.Pos (cm)	Tab.Pos (deg.)	Margin (dB)	Comment
	4960.000	41.04	peak	0.77	41.81	74.00	150	230	-32.19	
*	7440.000	40.60	peak	5.99	46.59	74.00	150	285	-27.41	

*:Maximum data x:Over limit !:over margin

Address:6F.,No.58,Ln 188,Ruey Kuang Rd,Neihu,Taipei
Tel:+886-2-6606-8877
Fax:+886-2-6606-8875

Radiated Emission Measurement

Operator: Vincent

File :3 Data :#7 Date: 11/6/2018 Time: 9:19:56 PM

Temperature:24.5 ℃
Humidity:75.3 %

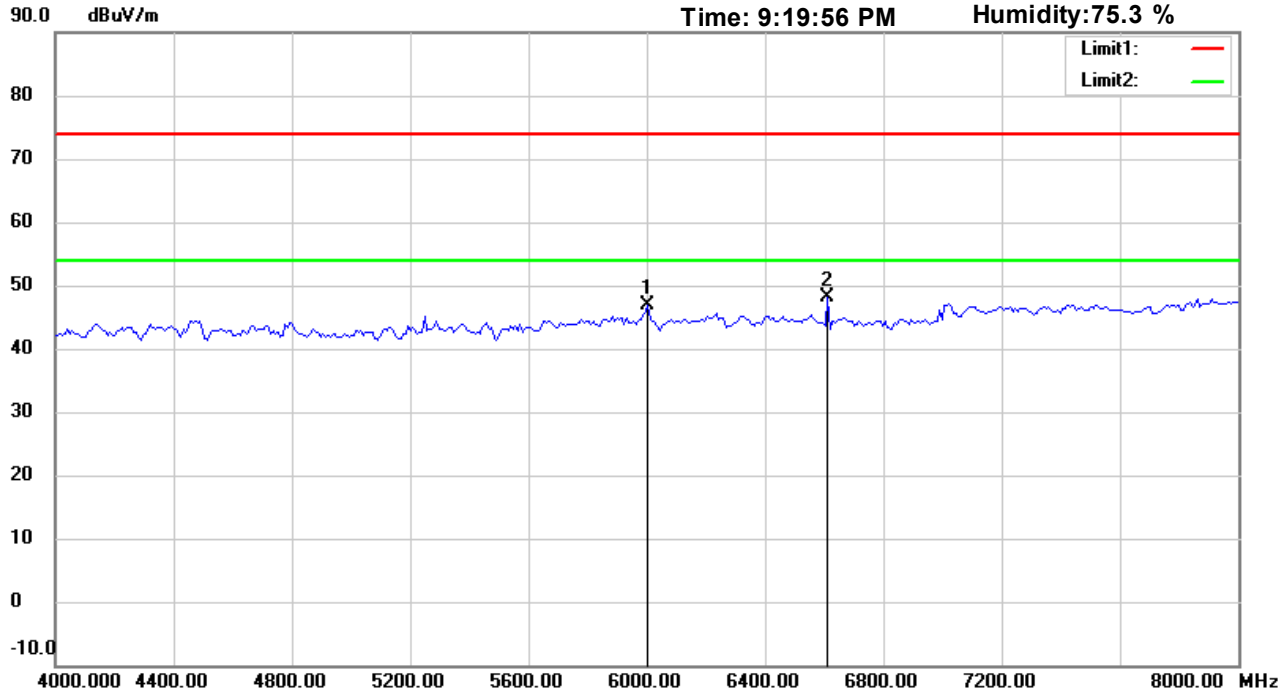

Site : Chamber

Condition : FCC_part 15 RE-Class C_Above 1GHz_PK

Polarization: *Vertical*

EUT : W6M21810-18520

Power : 3.7 Vd.c.

M/N:

Distance: 3m

Test Mode : TX 2480MHz

Note :

Mk.	Frequency (MHz)	Reading (dBuV)	Detector	Corr. factor (dB/m)	Result (dBuV/m)	Limit (dBuV/m)	Ant.Pos (cm)	Tab.Pos (deg.)	Margin (dB)	Comment
	6004.008	43.13	peak	3.80	46.93	74.00	150	290	-27.07	
*	6613.226	43.81	peak	4.35	48.16	74.00	150	165	-25.84	

*:Maximum data x:Over limit !:over margin

Address:6F.,No.58,Ln 188,Ruey Kuang Rd,Neihu,Taipei
Tel:+886-2-6606-8877
Fax:+886-2-6606-8875

Radiated Emission Measurement

Operator: Vincent

File :3 Data :#3 Date: 11/6/2018 Time: 9:17:31 PM

Temperature:24.5 ℃
Humidity:75.3 %

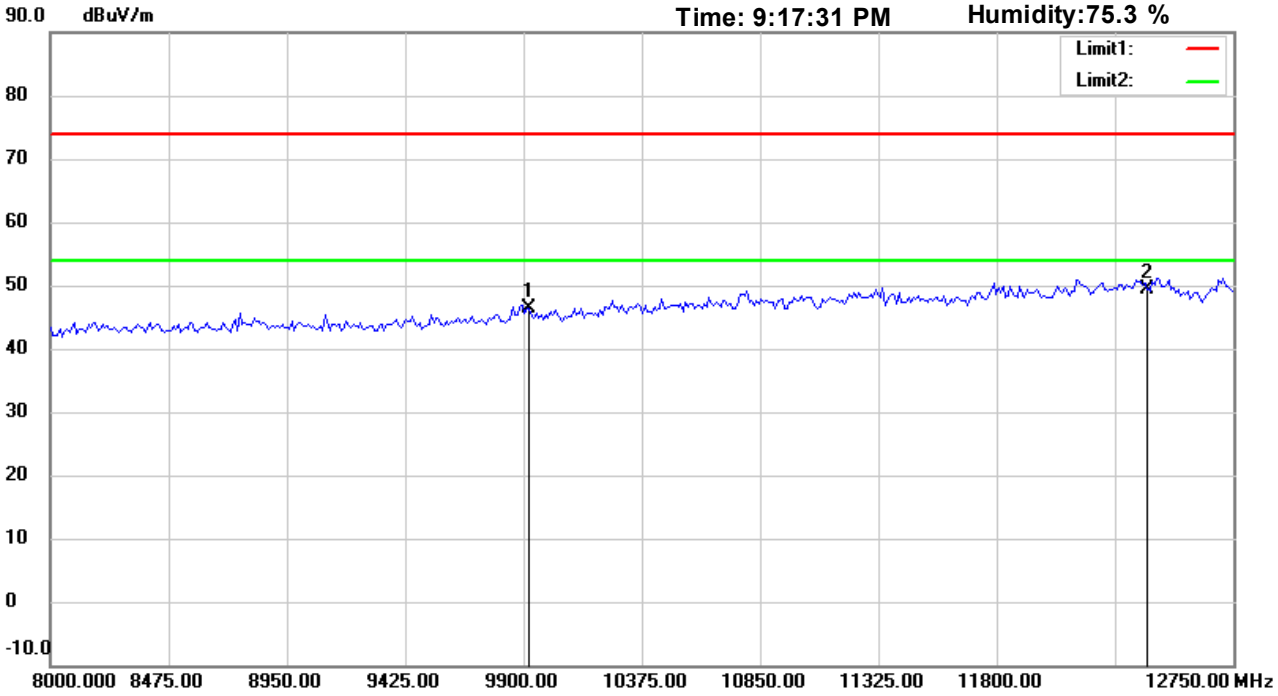

Site : Chamber

Condition : FCC_part 15 RE-Class C_Above 1GHz_PK

Polarization: *Horizontal*

EUT : W6M21810-18520

Power : 3.7 Vd.c.

M/N:

Distance: 3m

Test Mode : TX 2480MHz

Note :

Mk.	Frequency (MHz)	Reading (dBuV)	Detector	Corr. factor (dB/m)	Result (dBuV/m)	Limit (dBuV/m)	Ant.Pos (cm)	Tab.Pos (deg.)	Margin (dB)	Comment
	9920.000	36.71	peak	9.70	46.41	74.00	150	110	-27.59	
*	12400.000	33.73	peak	15.76	49.49	74.00	150	220	-24.51	

*:Maximum data x:Over limit !:over margin

Address:6F.,No.58,Ln 188,Ruey Kuang Rd,Neihu,Taipei
Tel:+886-2-6606-8877
Fax:+886-2-6606-8875

Radiated Emission Measurement

Operator: Vincent

File :3 Data :#8 Date: 11/6/2018 Time: 9:20:55 PM

Temperature:24.5 ℃
Humidity:75.3 %

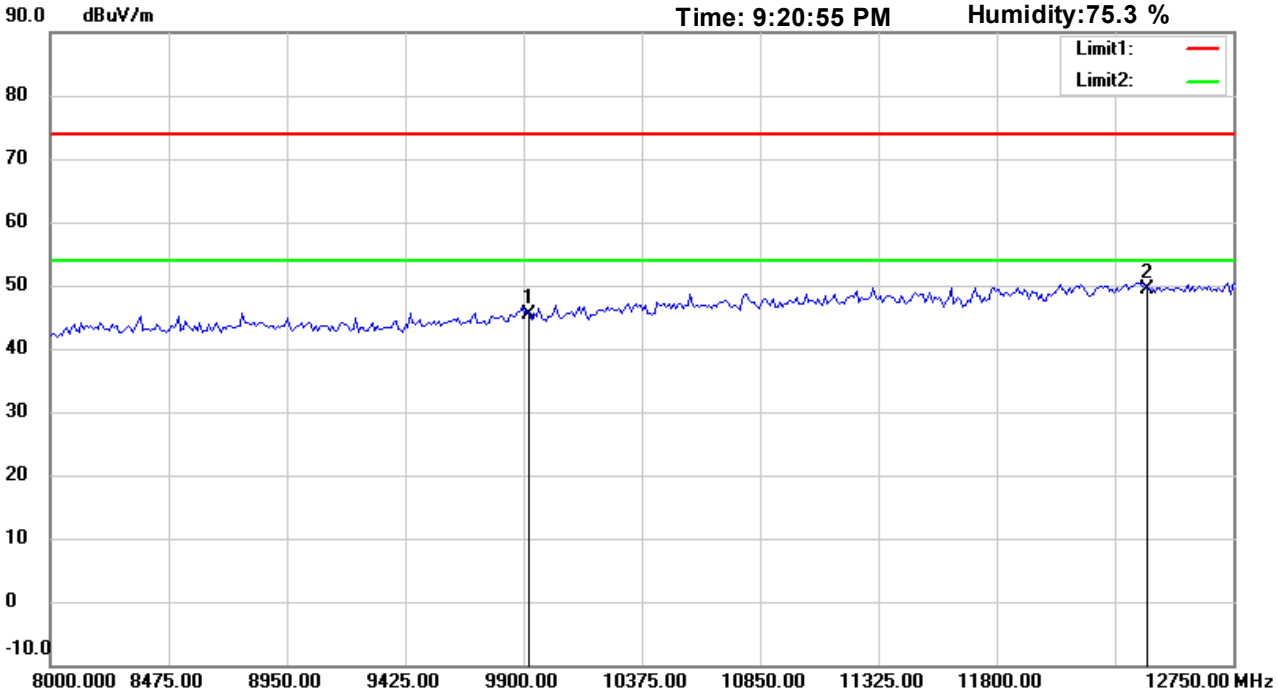

Site : Chamber

Condition : FCC_part 15 RE-Class C_Above 1GHz_PK

Polarization: *Vertical*

EUT : W6M21810-18520

Power : 3.7 Vd.c.

M/N:

Distance: 3m

Test Mode : TX 2480MHz

Note :

Mk.	Frequency (MHz)	Reading (dBuV)	Detector	Corr. factor (dB/m)	Result (dBuV/m)	Limit (dBuV/m)	Ant.Pos (cm)	Tab.Pos (deg.)	Margin (dB)	Comment
	9920.000	35.57	peak	9.70	45.27	74.00	150	110	-28.73	
*	12400.000	33.69	peak	15.76	49.45	74.00	150	265	-24.55	

*:Maximum data x:Over limit !:over margin

Address:6F.,No.58,Ln 188,Ruey Kuang Rd,Neihu,Taipei
Tel:+886-2-6606-8877
Fax:+886-2-6606-8875

Radiated Emission Measurement

Operator: Vincent

File :3 Data :#4 Date: 11/6/2018 Time: 9:17:45 PM

Temperature:24.5 ℃
Humidity:75.3 %

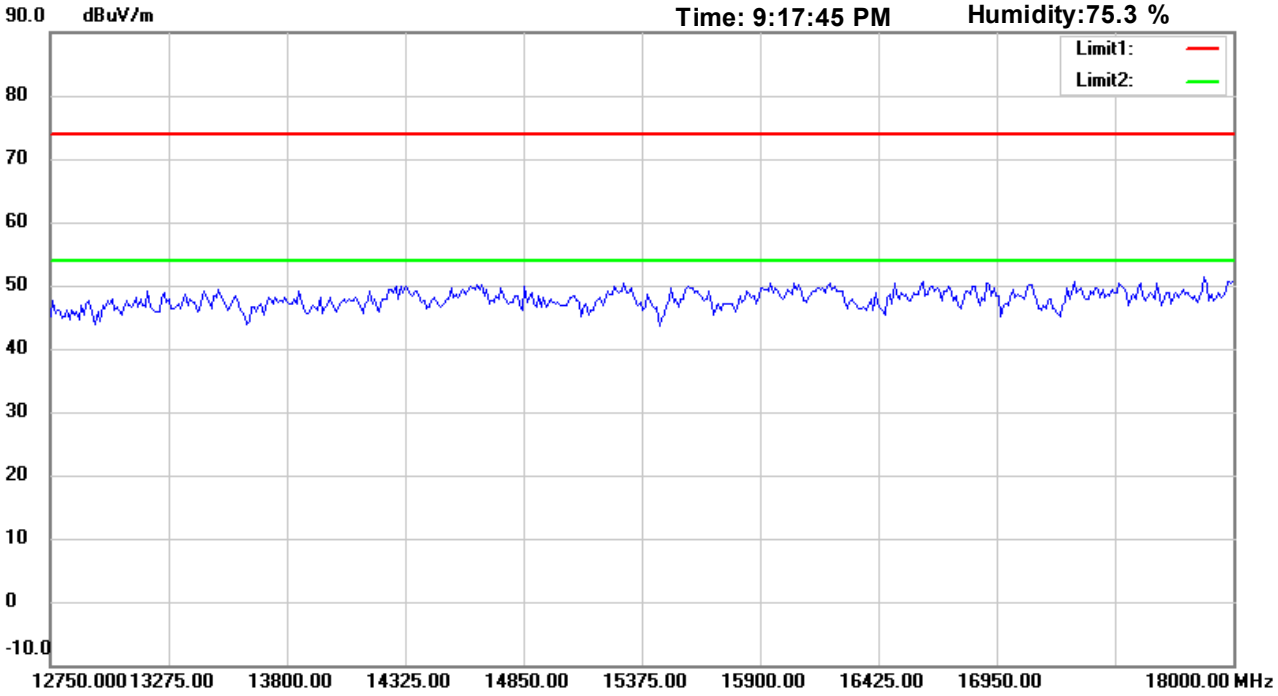

Site : Chamber

Condition : FCC_part 15 RE-Class C_Above 1GHz_PK

Polarization: *Horizontal*

EUT : W6M21810-18520

Power : 3.7 Vd.c.

M/N:

Distance: 3m

Test Mode : TX 2480MHz

Note :

Mk.	Frequency (MHz)	Reading (dBuV)	Detector	Corr. factor (dB/m)	Result (dBuV/m)	Limit (dBuV/m)	Ant.Pos (cm)	Tab.Pos (deg.)	Margin (dB)	Comment

*:Maximum data x:Over limit !:over margin

Address:6F.,No.58,Ln 188,Ruey Kuang Rd,Neihu,Taipei
Tel:+886-2-6606-8877
Fax:+886-2-6606-8875

Radiated Emission Measurement

Operator: Vincent

File :3 Data :#9 Date: 11/6/2018 Time: 9:21:09 PM

Temperature:24.5 ℃
Humidity:75.3 %

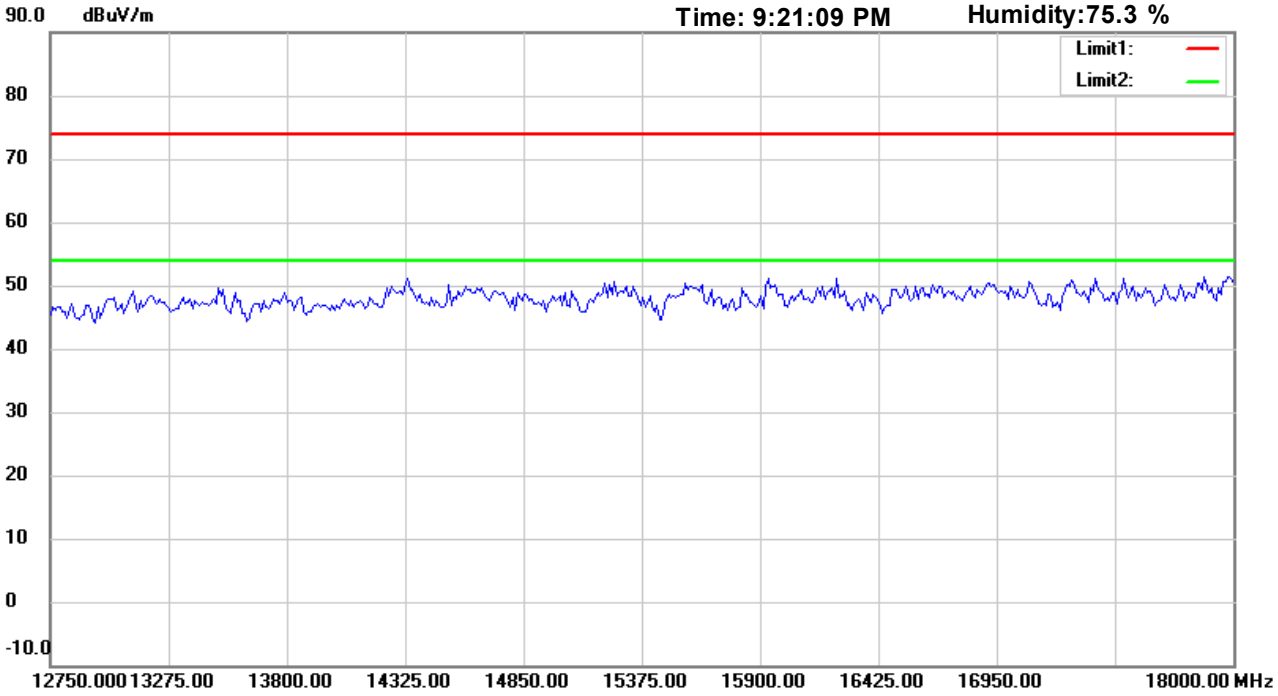

Site : Chamber

Condition : FCC_part 15 RE-Class C_Above 1GHz_PK

Polarization: *Vertical*

EUT : W6M21810-18520

Power : 3.7 Vd.c.

M/N:

Distance: 3m

Test Mode : TX 2480MHz

Note :

Mk.	Frequency (MHz)	Reading (dBuV)	Detector	Corr. factor (dB/m)	Result (dBuV/m)	Limit (dBuV/m)	Ant.Pos (cm)	Tab.Pos (deg.)	Margin (dB)	Comment

*:Maximum data x:Over limit !:over margin

Address:6F.,No.58,Ln 188,Ruey Kuang Rd,Neihu,Taipei
Tel:+886-2-6606-8877
Fax:+886-2-6606-8875

Radiated Emission Measurement

Operator: Vincent

File :3 Data :#5 Date: 11/6/2018 Time: 9:17:55 PM

Temperature:24.5 ℃
Humidity:75.3 %

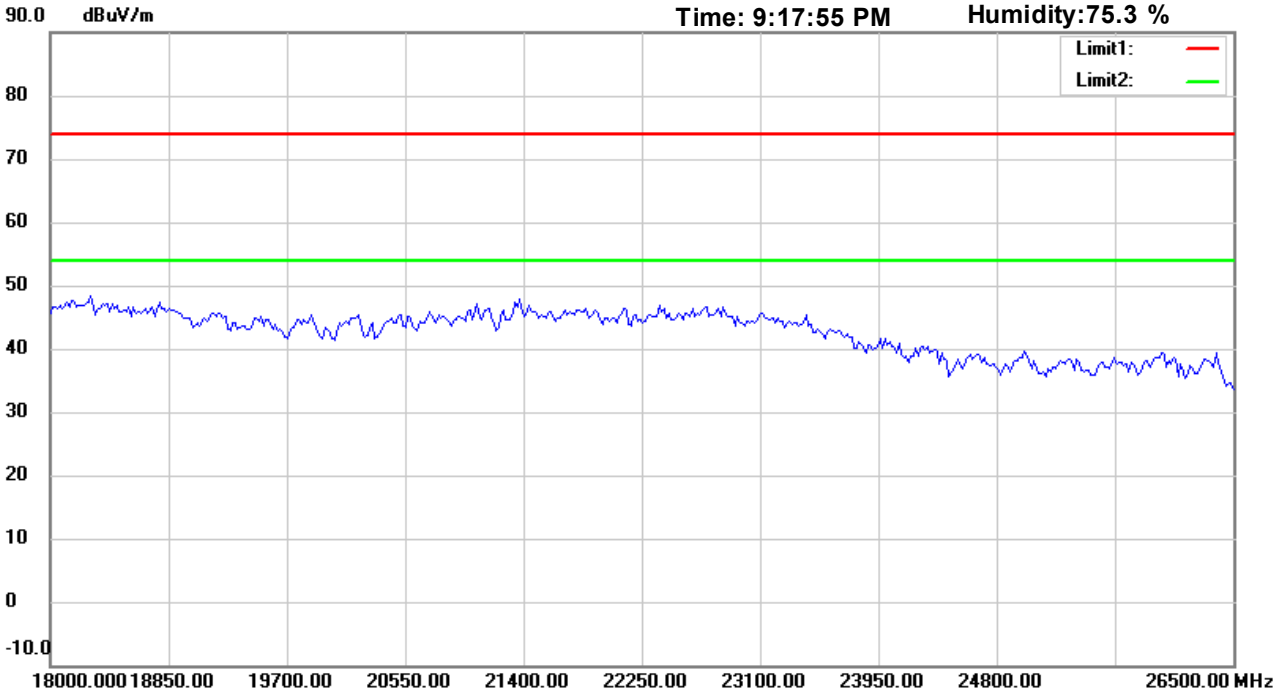

Site : Chamber

Condition : FCC_part 15 RE-Class C_Above 1GHz_PK

Polarization: *Horizontal*

EUT : W6M21810-18520

Power : 3.7 Vd.c.

M/N:

Distance: 3m

Test Mode : TX 2480MHz

Note :

Mk.	Frequency (MHz)	Reading (dBuV)	Detector	Corr. factor (dB/m)	Result (dBuV/m)	Limit (dBuV/m)	Ant.Pos (cm)	Tab.Pos (deg.)	Margin (dB)	Comment

*:Maximum data x:Over limit !:over margin

Address:6F.,No.58,Ln 188,Ruey Kuang Rd,Neihu,Taipei
Tel:+886-2-6606-8877
Fax:+886-2-6606-8875

Radiated Emission Measurement

Operator: Vincent

File :3 Data :#10 Date: 11/6/2018 Time: 9:21:19 PM

Temperature:24.5 ℃
Humidity:75.3 %

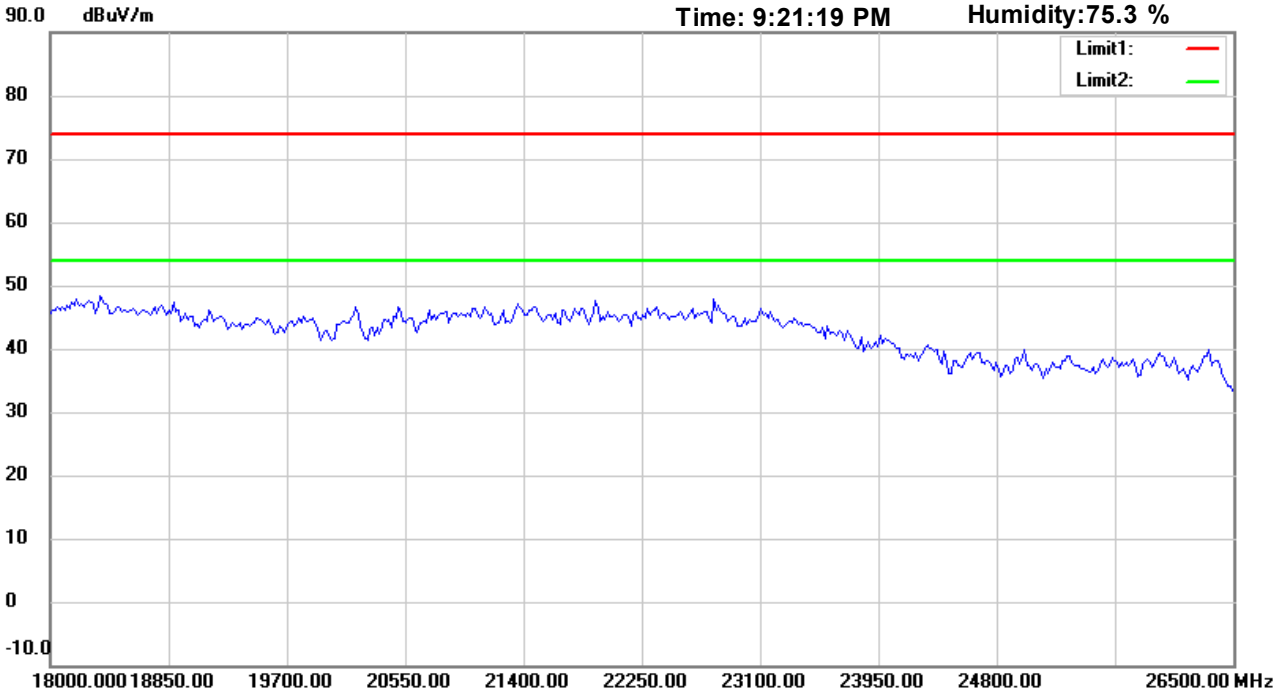

Site : Chamber

Condition : FCC_part 15 RE-Class C_Above 1GHz_PK

Polarization: *Vertical*

EUT : W6M21810-18520

Power : 3.7 Vd.c.

M/N:

Distance: 3m

Test Mode : TX 2480MHz

Note :

Mk.	Frequency (MHz)	Reading (dBuV)	Detector	Corr. factor (dB/m)	Result (dBuV/m)	Limit (dBuV/m)	Ant.Pos (cm)	Tab.Pos (deg.)	Margin (dB)	Comment

*:Maximum data x:Over limit !:over margin