Appendix H. Test Setup Photograph

<AC Power Line Conducted Emission>

Test Mode: Mode 1

Description： Front View of Conducted Emission Test Setup

Description： Rear View of Conducted Emission Test Setup

Test Mode: Mode 2

Description： Front View of Conducted Emission Test Setup



Description： Rear View of Conducted Emission Test Setup



<Radiated Emission>

Test Mode: Mode 1

Description： Front View of Radiated Emission Test Setup (30 MHz ~ 1 GHz)



Description： Rear View of Radiated Emission Test Setup (30 MHz ~ 1 GHz)



Test Mode: Mode 2 / Mode 3

Description： Front View of Radiated Emission Test Setup (30 MHz ~ 1 GHz)



Description： Rear View of Radiated Emission Test Setup (30 MHz ~ 1 GHz)



Description： Front View of Radiated Emission Test Setup (Above 1 GHz)



Description： Rear View of Radiated Emission Test Setup (Above 1 GHz)