FCC CO-LOCATION RADIO TEST REPORT

FCC ID	:	**2AQ68T99W373M**
Equipment	:	**5G WWAN Module**
Brand Name	:	**Foxconn**
Model Name	:	**T99W373M**
Applicant	:	**Hon Lin Technology Co., Ltd** **11F, No.32, Jihu Rd., Neihu Dist., Taipei City 114, Taiwan R.O.C.**
Manufacturer	:	**Hon Lin Technology Co., Ltd** **11F, No.32, Jihu Rd., Neihu Dist., Taipei City 114, Taiwan R.O.C.**
Standard	:	**FCC 47 CFR Part 2, 22(H), 27, 96**

The product was received on Mar. 28, 2023 and testing was performed from Jun. 06, 2023 to Jun. 26, 2023. We, Sporton International Inc. Wensan Laboratory, would like to declare that the tested sample has been evaluated in accordance with the test procedures given in ANSI / TIA-603-E and has been in compliance with the applicable technical standards.

The test results in this report apply exclusively to the tested model / sample. Without written approval from Sporton International Inc. Wensan Laboratory, the test report shall not be reproduced except in full.

Louis Wu

Approved by: Louis Wu

Sporton International Inc. Wensan Laboratory

No.58, Aly. 75, Ln. 564, Wenhua 3rd, Rd., Guishan Dist., Taoyuan City 333010, Taiwan (R.O.C.)

Table of Contents

History of this test report **3**
Summary of Test Result **4**
1 General Description **5**
1.1 Product Feature of Equipment Under Test 5
1.2 Modification of EUT 5
1.3 Testing Location 5
1.4 Applicable Standards 6
2 Test Configuration of Equipment Under Test **7**
2.1 Test Mode 7
2.2 Connection Diagram of Test System 7
2.3 Support Unit used in test configuration and system 8
2.4 Frequency List of Low/Middle/High Channels 8
3 Radiated Test Items **9**
3.1 Measuring Instruments 9
3.2 Radiated Spurious Emission Measurement 11
4 List of Measuring Equipment **12**
5 Uncertainty of Evaluation **13**
Appendix A. Test Results of Radiated Test
Appendix B. Test Setup Photographs

History of this test report

Report No.	Version	Description	Issue Date
FG262904-04C	01	Initial issue of report	Aug. 03, 2023

Summary of Test Result

Report Clause	Ref Std. Clause	Test Items	Result (PASS/FAIL)	Remark
3.2	§2.1053 §22.917 (a)	Radiated Spurious Emission (n5)	Pass	17.82 dB under the limit at 14405.00 MHz
	§2.1051 §27.53 (l)(2) §27.53 (n)(2) §96.41	Radiated Spurious Emission (n78)		

Conformity Assessment Condition:

1. The test results (PASS/FAIL) with all measurement uncertainty excluded are presented against the regulation limits or in accordance with the requirements stipulated by the applicant/manufacturer who shall bear all the risks of non-compliance that may potentially occur if measurement uncertainty is taken into account.
2. The measurement uncertainty please refer to each test result in the section “Measurement Uncertainty”.

Disclaimer:

The product specifications of the EUT presented in the test report that may affect the test assessments are declared by the manufacturer who shall take full responsibility for the authenticity.

Reviewed by: Keven Cheng

Report Producer: Lucy Wu

1 General Description

1.1 Product Feature of Equipment Under Test

Product Feature
General Specs WCDMA/LTE/5G NR and GNSS

The following antennas were provided to the EUT

	Band	Brand	Model	Antenna Type	RF Exposure Max Antenna Gain(dBi)
5G NR	n5	WHA YU	C107-511721-A	PIFA	3.5
	n78 (3450~3550MHz)	WHA YU	C107-511725-A	PIFA	3
	n78 (3550~3700MHz)	WHA YU	C107-511725-A	PIFA	1
	n78 (3700~3800MHz)	WHA YU	C107-511725-A	PIFA	3

Remark: The above EUT's information was declared by manufacturer and used for Radiated Spurious Emission test.

There are three different HW of T99W373M

Brand	Model	HW
Foxconn	T99W373M	WCDMA+LTE+Sub6+mmWave+eSIM
		WCDMA+LTE+Sub6+mmWave w/o eSIM
		WCDMA+LTE+Sub6+mmWave w/o eSim+FPC connector on bottom

1.2 Modification of EUT

No modifications made to the EUT during the testing.

1.3 Testing Location

Test Site	Sporton International Inc. Wensan Laboratory
Test Site Location	No.58, Aly. 75, Ln. 564, Wenhua 3rd, Rd., Guishan Dist., Taoyuan City 333010, Taiwan (R.O.C.)
Test Site No.	**Sporton Site No.**
	03CH12-HY
Test Engineer	Jack Cheng, Wilson Wu, Jesse Fan and Tim Lee
Temperature (℃)	20~25
Relative Humidity (%)	50~60

Note: The test site complies with ANSI C63.4 2014 requirement.

FCC Designation No.: TW3786

1.4 Applicable Standards

According to the specifications of the manufacturer, the EUT must comply with the requirements of the following standards:

- ANSI C63.26-2015
- ANSI / TIA-603-E
- FCC 47 CFR Part 2, 22(H), 27, 96
- FCC KDB 971168 D01 Power Meas. License Digital Systems v03r01
- FCC KDB 414788 D01 Radiated Test Site v01r01.

Remark:

1. All the test items were validated and recorded in accordance with the standards without any modification during the testing.
2. This EUT has also been tested and complied with the requirements of FCC Part 15, Subpart B, recorded in a separate test report.
3. The TAF code is not including all the FCC KDB listed without accreditation.

2 Test Configuration of Equipment Under Test

2.1 Test Mode

Antenna port conducted and radiated test items listed below are performed according to KDB 971168 D01 Power Meas. License Digital Systems v03r01 with maximum output power.

Test Items	NR Band	Bandwidth (MHz)													Modulation					RB #			Test Channel		
		5	10	15	20	25	30	40	50	60	70	80	90	100	PI/2 BPSK	QPSK	16QAM	64QAM	256QAM	1	Half	Full	L	M	H
Radiated Spurious Emission	n5				v	-	-	-	-	-	-	-	-	-	v					v			v	v	v
	n78					-							v	v	v					v			v	v	v
Remark	1. The mark "**v** " means that this configuration is chosen for testing 2. The mark "-" means that this bandwidth is not supported. 3. The device is investigated from 30MHz to 10 times of fundamental signal for radiated spurious emission test under different RB size/offset and modulations in exploratory test. Subsequently, only the worst case emissions are reported. 4. During the Radiated Spurious Emission test, the EUT turn on the WLAN functions simultaneously.																								

2.2 Connection Diagram of Test System

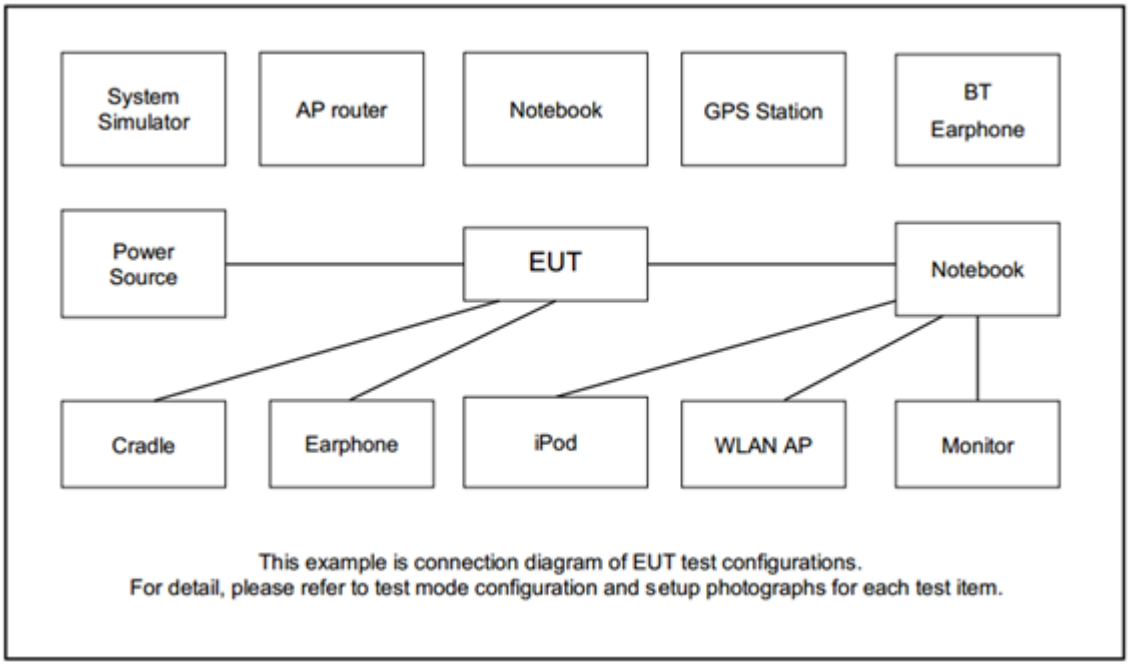

2.3 Support Unit used in test configuration and system

Item	Equipment	Brand Name	Model No.	FCC ID	Data Cable	Power Cord
1.	5G Wireless Test Platform	Anritsu	MT8000A	N/A	N/A	Unshielded, 1.8 m
2.	5G Wireless Test Platform	Keysight	E7515B	N/A	N/A	Unshielded, 1.8 m
3.	System Simulator	Anritsu	MT8821C	N/A	N/A	Unshielded, 1.8 m
4.	Fixture	Foxconn	95.2580T00	N/A	N/A	N/A

2.4 Frequency List of Low/Middle/High Channels

5G NR n5 Channel and Frequency List				
BW [MHz]	**Channel/Frequency(MHz)**	**Lowest**	**Middle**	**Highest**
20	Channel	166800	167300	167800
	Frequency	834	836.5	839

Part27O 5G NR n78 Channel and Frequency List				
BW [MHz]	Channel/Frequency(MHz)	Lowest	Middle	Highest
90	Channel	649668	650000	650332
	Frequency	3745.02	3750	3754.98

Part96 5G NR n78 Channel and Frequency List				
BW [MHz]	Channel/Frequency(MHz)	Lowest	Middle	Highest
100	Channel	640000	641666	643332
	Frequency	3600	3624.99	3649.98

Part27Q 5G NR Band n78 Channel and Frequency List				
BW [MHz]	Channel/Frequency(MHz)	Lowest	Middle	Highest
90	Channel	633000	633334	633666
	Frequency	3495	3500.01	3504.99

3 Radiated Test Items

3.1 Measuring Instruments

See list of measuring instruments of this test report.

3.1.1 Test Setup

For radiated test below 30MHz

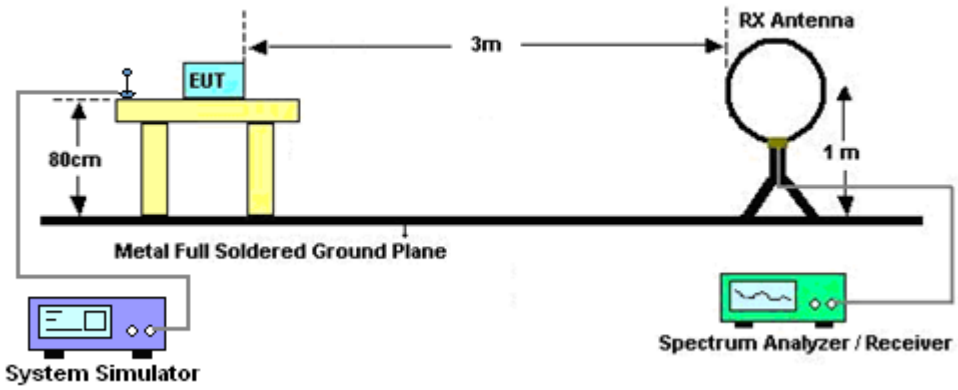

For radiated test from 30MHz to 1GHz

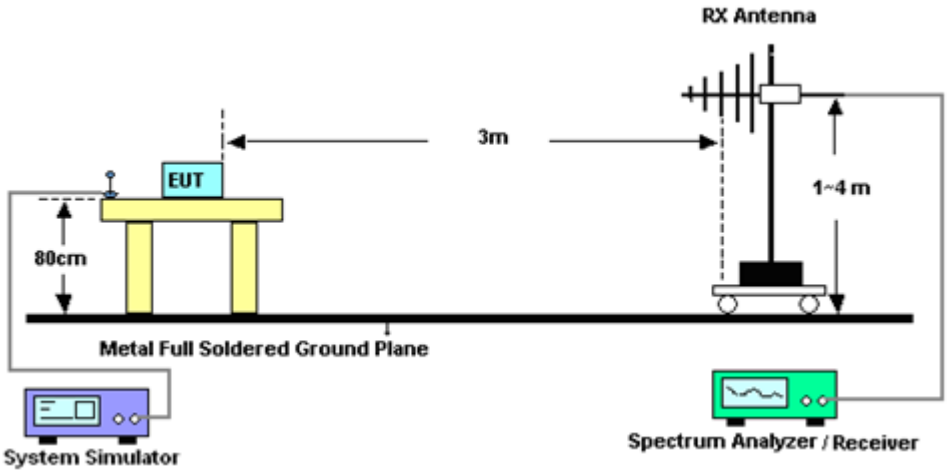

For radiated test from 1GHz to 18GHz

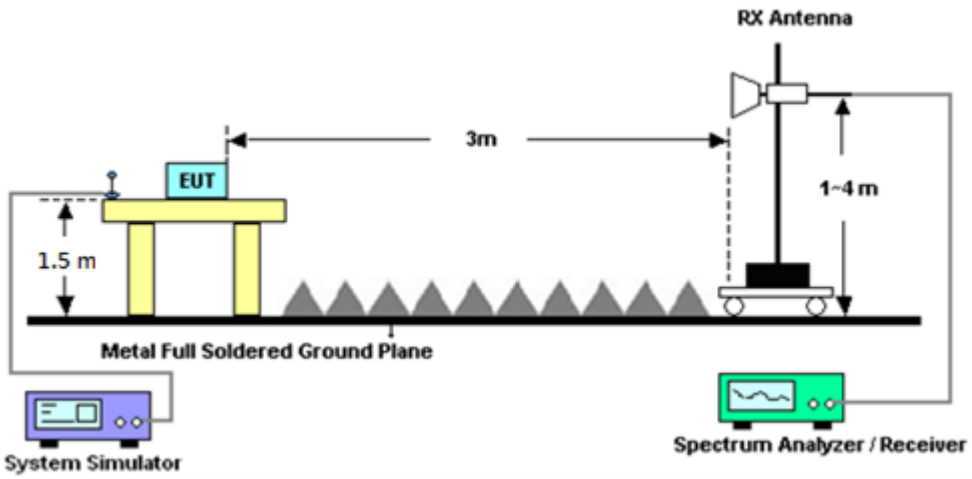

For radiated test above 18GHz

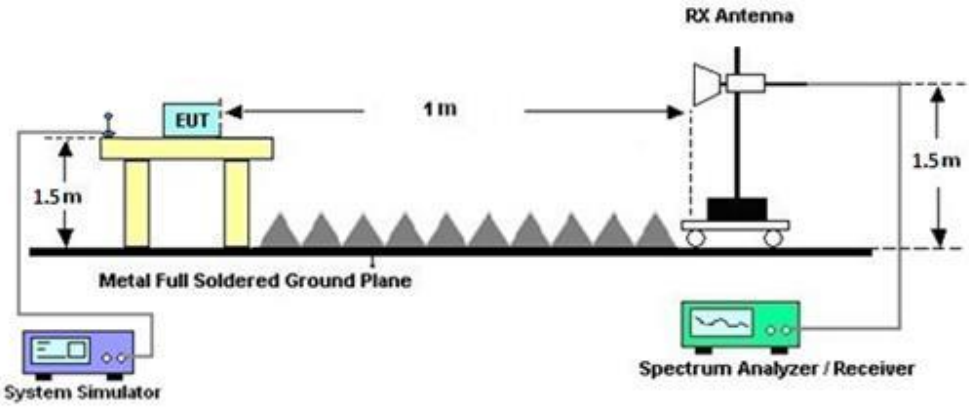

3.1.2 Test Result of Radiated Test

Please refer to Appendix B.

Note:

The low frequency, which started from 9 kHz to 30MHz, was pre-scanned and the result which was 20dB lower than the limit line was not reported.

There is adequate comparison measurement of both open-field test site and alternative test site - semi-Anechoic chamber according to 414788 D01 Radiated Test Site v01r01, and the result came out very similar.

3.2 Radiated Spurious Emission Measurement

3.2.1 Description of Radiated Spurious Emission Measurement

The radiated spurious emission was measured by substitution method according to ANSI / TIA-603-E. The power of any emission outside of the authorized operating frequency ranges must be attenuated below the transmitter power (P) by a factor of at least 43 + 10 log (P) dB.

The spectrum is scanned from 30 MHz up to a frequency including its 10th harmonic.

3.2.2 Test Procedures

The testing follows FCC KDB 971168 D01 v03r01 Section 7 and ANSI / TIA-603-E Section 2.2.12.

1. The EUT was placed on a turntable with 0.8 meter for frequency below 1GHz and 1.5 meter for frequency above 1GHz respectively above ground.
2. The EUT was set 3 meters from the receiving antenna, which was mounted on the antenna tower.
3. The table was rotated 360 degrees to determine the position of the highest spurious emission.
4. The height of the receiving antenna is varied between one meter and four meters to search the maximum spurious emission for both horizontal and vertical polarizations.
5. Make the measurement with the spectrum analyzer's RBW = 1MHz, VBW = 3MHz, taking the record of maximum spurious emission.
6. A horn antenna was substituted in place of the EUT and was driven by a signal generator.
7. Tune the output power of signal generator to the same emission level with EUT maximum spurious emission.
8. Taking the record of output power at antenna port.
9. Repeat step 7 to step 8 for another polarization.
10. The RF fundamental frequency should be excluded against the limit line in the operating frequency band.

    The limit line is derived from 43 + 10log(P)dB below the transmitter power P(Watts)

    EIRP (dBm) = S.G. Power – Tx Cable Loss + Tx Antenna Gain

    ERP (dBm) = EIRP - 2.15

4 List of Measuring Equipment

Instrument	Brand Name	Model No.	Serial No.	Characteristics	Calibration Date	Test Date	Due Date	Remark
Loop Antenna	Rohde & Schwarz	HFH2-Z2	100488	9 kHz~30 MHz	Sep. 20, 2022	Jun. 06, 2023~ Jun. 26, 2023	Sep. 19, 2023	Radiation (03CH12-HY)
Bilog Antenna	TESEQ	CBL 6111D & 00800N1D01N-06	37059 & 01	30MHz~1GHz	Nov. 10, 2022	Jun. 06, 2023~ Jun. 26, 2023	Nov. 09, 2023	Radiation (03CH12-HY)
Horn Antenna	SCHWARZBECK	BBHA 9120 D	9120D-02114	1GHz~18GHz	Aug. 09, 2022	Jun. 06, 2023~ Jun. 26, 2023	Aug. 08, 2023	Radiation (03CH12-HY)
SHF-EHF Horn Antenna	SCHWARZBECK	BBHA9170	00993	18GHz-40GHz	Nov. 24, 2022	Jun. 06, 2023~ Jun. 26, 2023	Nov. 23, 2023	Radiation (03CH12-HY)
Preamplifier	COM-POWER	PA-103A	161241	10MHz~1GHz	Oct. 03, 2022	Jun. 06, 2023~ Jun. 26, 2023	Oct. 02, 2023	Radiation (03CH12-HY)
Preamplifier	Agilent	8449B	3008A02375	1GHz~26.5GHz	May 23, 2023	Jun. 06, 2023~ Jun. 26, 2023	May 22, 2024	Radiation (03CH12-HY)
Preamplifier	E-INSTRUMENT TECH LTD.	ERA-100M-18G-56-01-A70	EC1900249	1GHz-18GHz	Dec. 21, 2022	Jun. 06, 2023~ Jun. 26, 2023	Dec. 20, 2023	Radiation (03CH12-HY)
Preamplifier	EMEC	EM18G40G	060715	18GHz~40GHz	Dec. 07, 2022	Jun. 06, 2023~ Jun. 26, 2023	Dec. 06, 2023	Radiation (03CH12-HY)
Spectrum Analyzer	Agilent	N9010A	MY53470118	10Hz~44GHz	Jan. 10, 2023	Jun. 06, 2023~ Jun. 26, 2023	Jan. 09, 2024	Radiation (03CH12-HY)
Filter	Wainwright	WHKX12-1080-1200-15000-60SS	SN1	1.2GHz High Pass Filter	Mar. 14, 2023	Jun. 06, 2023~ Jun. 26, 2023	Mar. 13, 2024	Radiation (03CH12-HY)
Filter	Wainwright	WHKX12-2700-3000-18000-60ST	SN2	3GHz High Pass Filter	Mar. 14, 2023	Jun. 06, 2023~ Jun. 26, 2023	Mar. 13, 2024	Radiation (03CH12-HY)
Filter	Wainwright	WHKX8-5872.5-6750-18000-40ST	SN2	6.75GHz High Pass Filter	Mar. 14, 2023	Jun. 06, 2023~ Jun. 26, 2023	Mar. 13, 2024	Radiation (03CH12-HY)
RF Cable	HUBER + SUHNER	SUCOFLEX 102	803951/2	9kHz~30MHz	Mar. 07, 2023	Jun. 06, 2023~ Jun. 26, 2023	Mar. 06, 2024	Radiation (03CH12-HY)
RF Cable	HUBER + SUHNER	SUCOFLEX 126E	0058/126E	30MHz~18GHz	Dec. 20, 2022	Jun. 06, 2023~ Jun. 26, 2023	Dec. 19, 2023	Radiation (03CH12-HY)
RF Cable	HUBER + SUHNER	SUCOFLEX 102	505134/2	30MHz~40GHz	Dec. 20, 2022	Jun. 06, 2023~ Jun. 26, 2023	Dec. 19, 2023	Radiation (03CH12-HY)
RF Cable	HUBER + SUHNER	SUCOFLEX 102	803953/2	30MHz~40GHz	Dec. 20, 2022	Jun. 06, 2023~ Jun. 26, 2023	Dec. 19, 2023	Radiation (03CH12-HY)
Hygrometer	TECPEL	DTM-303B	TP210090	N/A	Oct. 03, 2022	Jun. 06, 2023~ Jun. 26, 2023	Oct. 02, 2023	Radiation (03CH12-HY)
Controller	EMEC	EM1000	N/A	Control Turn table & Ant Mast	N/A	Jun. 06, 2023~ Jun. 26, 2023	N/A	Radiation (03CH12-HY)
Antenna Mast	EMEC	AM-BS-4500-B	N/A	1m~4m	N/A	Jun. 06, 2023~ Jun. 26, 2023	N/A	Radiation (03CH12-HY)
Turn Table	EMEC	TT2000	N/A	0~360 Degree	N/A	Jun. 06, 2023~ Jun. 26, 2023	N/A	Radiation (03CH12-HY)
Software	Audix	E3 6.2009-8-24	RK-000989	N/A	N/A	Jun. 06, 2023~ Jun. 26, 2023	N/A	Radiation (03CH12-HY)

5 Uncertainty of Evaluation

Uncertainty of Radiated Emission Measurement (30 MHz ~ 1000 MHz)

Measuring Uncertainty for a Level of Confidence of 95% (U = 2Uc(y))	3.31 dB

Uncertainty of Radiated Emission Measurement (1 GHz ~ 18 GHz)

Measuring Uncertainty for a Level of Confidence of 95% (U = 2Uc(y))	3.25 dB

Uncertainty of Radiated Emission Measurement (18 GHz ~ 40 GHz)

Measuring Uncertainty for a Level of Confidence of 95% (U = 2Uc(y))	3.81 dB

Appendix A. Test Results of Radiated Test

<Ant. 0 + Ant. 2>

5G NR n5 + 5G NR n78 (Part 27O)

5G NR n5/ 20MHz / PI/2 BPSK									
Channel	Frequency (MHz)	ERP (dBm)	Limit (dBm)	Margin (dB)	SPA Reading (dBm)	S.G. Power (dBm)	TX Cable loss (dB)	TX Antenna Gain (dBi)	Polarization (H/V)
Lowest	1650	-51.41	-13	-38.41	-69.94	-57.88	0.60	9.23	H
	2475	-47.66	-13	-34.66	-69.62	-55.10	0.73	10.33	H
	3301	-44.22	-13	-31.22	-69.71	-52.03	0.84	10.80	H
									H
									H
	1650	-51.19	-13	-38.19	-69.75	-57.66	0.60	9.23	V
	2475	-47.56	-13	-34.56	-69.74	-55.00	0.73	10.33	V
	3301	-44.20	-13	-31.20	-69.7	-52.01	0.84	10.80	V
									V
									V
Middle	1656	-51.26	-13	-38.26	-69.78	-57.77	0.60	9.26	H
	2483	-47.51	-13	-34.51	-69.52	-54.94	0.73	10.32	H
	3312	-44.13	-13	-31.13	-69.67	-51.99	0.84	10.85	H
									H
									H
	1656	-51.35	-13	-38.35	-69.89	-57.86	0.60	9.26	V
	2483	-46.96	-13	-33.96	-69.21	-54.39	0.73	10.32	V
	3312	-44.46	-13	-31.46	-70.01	-52.32	0.84	10.85	V
									V
									V

Highest	1660	-51.93	-13	-38.93	-70.46	-58.47	0.60	9.29	H
	2490	-48.21	-13	-35.21	-70.28	-55.63	0.74	10.31	H
	3321	-45.48	-13	-32.48	-71.05	-53.37	0.84	10.88	H
									H
									H
									H
									H
	1660	-52.05	-13	-39.05	-70.6	-58.59	0.60	9.29	V
	2490	-47.61	-13	-34.61	-69.94	-55.03	0.74	10.31	V
	3321	-44.96	-13	-31.96	-70.54	-52.85	0.84	10.88	V
									V
									V
									V
									V

Remark: Spurious emissions within 30-1000MHz were found more than 20dB below limit line.

5G NR n78/ 90MHz / PI/2 BPSK									
Channel	Frequency (MHz)	EIRP (dBm)	Limit (dBm)	Margin (dB)	SPA Reading (dBm)	S.G. Power (dBm)	TX Cable loss (dB)	TX Antenna Gain (dBi)	Polarization (H/V)
Lowest	7408	-46.59	-13	-33.59	-71.64	-54.03	1.34	10.93	H
	11111	-41.53	-13	-28.53	-72.76	-49.99	1.63	12.24	H
	14815	-36.41	-13	-23.41	-71.15	-45.73	1.94	13.40	H
	18508	-69.49	-13	-56.49	-74.84	-83.19	2.35	18.20	H
	22210	-69.13	-13	-56.13	-76.68	-83.67	2.23	18.93	H
	25912	-66.45	-13	-53.45	-77.61	-81.31	2.45	19.46	H
									H
	7408	-46.11	-13	-33.11	-72.04	-53.55	1.34	10.93	V
	11111	-42.12	-13	-29.12	-72.47	-50.58	1.63	12.24	V
	14815	-36.31	-13	-23.31	-71.21	-45.63	1.94	13.40	V
	18508	-69.51	-13	-56.51	-74.95	-83.21	2.35	18.20	V
	22210	-68.32	-13	-55.32	-76.39	-82.86	2.23	18.93	V
	25912	-66.22	-13	-53.22	-77.78	-81.08	2.45	19.46	V
									V
Middle	7418	-47.26	-13	-34.26	-72.28	-54.74	1.35	10.97	H
	11126	-41.59	-13	-28.59	-72.84	-50.06	1.63	12.25	H
	14835	-37.01	-13	-24.01	-71.79	-46.36	1.94	13.44	H
	18506	-68.66	-13	-55.66	-74	-82.36	2.35	18.20	H
	22207	-68.77	-13	-55.77	-76.31	-83.31	2.23	18.92	H
	25908	-66.13	-13	-53.13	-77.28	-80.99	2.45	19.46	H
									H
	7418	-46.06	-13	-33.06	-71.98	-53.54	1.35	10.97	V
	11126	-42.18	-13	-29.18	-72.55	-50.65	1.63	12.25	V
	14835	-36.59	-13	-23.59	-71.51	-45.94	1.94	13.44	V
	18506	-69.10	-13	-56.10	-74.53	-82.80	2.35	18.20	V
	22207	-68.39	-13	-55.39	-76.46	-82.93	2.23	18.92	V
	25908	-65.94	-13	-52.94	-77.49	-80.80	2.45	19.46	V
									V

Highest	7424	-46.71	-13	-33.71	-71.72	-54.21	1.35	11.00	H
	11135	-41.51	-13	-28.51	-72.76	-49.98	1.63	12.25	H
	14847	-36.66	-13	-23.66	-71.45	-46.03	1.94	13.46	H
	18558	-69.84	-13	-56.84	-75.26	-83.55	2.33	18.19	H
	22270	-68.77	-13	-55.77	-76.38	-83.35	2.23	18.96	H
	25982	-65.81	-13	-52.81	-77.09	-80.69	2.47	19.49	H
									H
	7424	-45.88	-13	-32.88	-71.8	-53.38	1.35	11.00	V
	11135	-42.12	-13	-29.12	-72.5	-50.59	1.63	12.25	V
	14847	-36.39	-13	-23.39	-71.31	-45.76	1.94	13.46	V
	18558	-69.28	-13	-56.28	-74.8	-82.99	2.33	18.19	V
	22270	-68.01	-13	-55.01	-76.16	-82.59	2.23	18.96	V
	25982	-65.58	-13	-52.58	-77.24	-80.46	2.47	19.49	V
									V

Remark: Spurious emissions within 30-1000MHz were found more than 20dB below limit line.

5G NR n5 + 5G NR n78 (Part 96)

5G NR n5/ 20MHz / PI/2 BPSK									
Channel	Frequency (MHz)	ERP (dBm)	Limit (dBm)	Margin (dB)	SPA Reading (dBm)	S.G. Power (dBm)	TX Cable loss (dB)	TX Antenna Gain (dBi)	Polarization (H/V)
Lowest	1650	-51.39	-13	-38.39	-69.92	-57.86	0.60	9.23	H
	2475	-47.49	-13	-34.49	-69.45	-54.93	0.73	10.33	H
	3301	-44.43	-13	-31.43	-69.92	-52.24	0.84	10.80	H
									H
									H
									H
									H
	1650	-51.45	-13	-38.45	-70.01	-57.92	0.60	9.23	V
	2475	-47.62	-13	-34.62	-69.8	-55.06	0.73	10.33	V
	3301	-44.43	-13	-31.43	-69.93	-52.24	0.84	10.80	V
									V
									V
									V
									V
Middle	1656	-51.53	-13	-38.53	-70.05	-58.04	0.60	9.26	H
	2483	-47.69	-13	-34.69	-69.7	-55.12	0.73	10.32	H
	3312	-44.61	-13	-31.61	-70.15	-52.47	0.84	10.85	H
									H
									H
									H
									H
	1656	-51.47	-13	-38.47	-70.01	-57.98	0.60	9.26	V
	2483	-47.58	-13	-34.58	-69.83	-55.01	0.73	10.32	V
	3312	-44.33	-13	-31.33	-69.88	-52.19	0.84	10.85	V
									V
									V
									V

Highest	1660	-51.00	-13	-38.00	-69.53	-57.54	0.60	9.29	H
	2490	-47.79	-13	-34.79	-69.86	-55.21	0.74	10.31	H
	3321	-44.37	-13	-31.37	-69.94	-52.26	0.84	10.88	H
									H
									H
									H
									H
	1660	-51.40	-13	-38.40	-69.95	-57.94	0.60	9.29	V
	2490	-47.48	-13	-34.48	-69.81	-54.90	0.74	10.31	V
	3321	-44.59	-13	-31.59	-70.17	-52.48	0.84	10.88	V
									V
									V
									V
									V

Remark: Spurious emissions within 30-1000MHz were found more than 20dB below limit line.

5G NR n78/ 100MHz / PI/2 BPSK									
Channel	Frequency (MHz)	EIRP (dBm)	Limit (dBm)	Margin (dB)	SPA Reading (dBm)	S.G. Power (dBm)	TX Cable loss (dB)	TX Antenna Gain (dBi)	Polarization (H/V)
Lowest	7103	-62.42	-40	-22.42	-56.01	-69.66	1.30	10.69	H
	10654	-59.71	-40	-19.71	-57.2	-67.92	1.56	11.92	H
	14205	-58.61	-40	-18.61	-58.76	-67.37	1.87	12.78	H
	21307	-69.30	-40	-29.30	-76.86	-83.75	2.26	18.86	H
	24858	-66.61	-40	-26.61	-77.29	-81.30	2.23	19.07	H
	28410	-65.14	-40	-25.14	-76.88	-79.26	2.87	19.14	H
									H
	7103	-60.38	-40	-20.38	-55.42	-67.62	1.30	10.69	V
	10654	-60.39	-40	-20.39	-56.66	-68.60	1.56	11.92	V
	14205	-58.21	-40	-18.21	-58.55	-66.97	1.87	12.78	V
	21307	-68.54	-40	-28.54	-76.54	-82.99	2.26	18.86	V
	24858	-66.20	-40	-26.20	-77.32	-80.89	2.23	19.07	V
	28410	-64.83	-40	-24.83	-76.99	-78.95	2.87	19.14	V
									V
Middle	7153	-62.53	-40	-22.53	-56.03	-69.57	1.30	10.49	H
	10729	-59.05	-40	-19.05	-56.66	-67.31	1.58	11.98	H
	14305	-58.53	-40	-18.53	-58.74	-67.30	1.90	12.82	H
	21457	-67.83	-40	-27.83	-75.69	-82.47	2.10	18.89	H
	25033	-66.88	-40	-26.88	-77.62	-81.45	2.21	18.93	H
	28610	-64.53	-40	-24.53	-76.39	-78.57	2.87	19.06	H
									H
	7153	-60.86	-40	-20.86	-55.82	-67.90	1.30	10.49	V
	10729	-59.88	-40	-19.88	-56.34	-68.14	1.58	11.98	V
	14305	-58.56	-40	-18.56	-59.03	-67.33	1.90	12.82	V
	21457	-67.58	-40	-27.58	-75.91	-82.22	2.10	18.89	V
	25033	-66.31	-40	-26.31	-77.46	-80.88	2.21	18.93	V
	28610	-64.16	-40	-24.16	-76.45	-78.20	2.87	19.06	V
									V

Highest	7203	-62.59	-40	-22.59	-56.03	-69.45	1.30	10.31	H
	10804	-58.22	-40	-18.22	-55.96	-66.52	1.59	12.04	H
	14405	-58.36	-40	-18.36	-58.61	-67.15	1.93	12.86	H
	18006	-67.19	-40	-27.19	-72.78	-81.27	1.97	18.20	H
	21607	-68.50	-40	-28.50	-76.31	-83.13	2.10	18.88	H
	25208	-66.57	-40	-26.57	-77.19	-81.22	2.27	19.07	H
									H
	7203	-61.17	-40	-21.17	-56.07	-68.03	1.30	10.31	V
	10804	-59.60	-40	-19.60	-56.26	-67.90	1.59	12.04	V
	14405	-57.82	-40	-17.82	-58.4	-66.61	1.93	12.86	V
	18006	-67.37	-40	-27.37	-73	-81.45	1.97	18.20	V
	21607	-68.07	-40	-28.07	-76.37	-82.70	2.10	18.88	V
	25208	-66.00	-40	-26.00	-77.08	-80.65	2.27	19.07	V
									V

Remark: Spurious emissions within 30-1000MHz were found more than 20dB below limit line.

5G NR n5 + 5G NR n78 (Part 27Q)

5G NR n5/ 20MHz / PI/2 BPSK									
Channel	Frequency (MHz)	ERP (dBm)	Limit (dBm)	Margin (dB)	SPA Reading (dBm)	S.G. Power (dBm)	TX Cable loss (dB)	TX Antenna Gain (dBi)	Polarization (H/V)
Lowest	1650	-51.66	-13	-38.66	-69.92	-58.13	0.60	9.23	H
	2475	-47.48	-13	-34.48	-69.44	-54.92	0.73	10.33	H
	3301	-44.50	-13	-31.50	-69.99	-52.31	0.84	10.80	H
									H
									H
									H
									H
	1650	-51.34	-13	-38.34	-69.9	-57.81	0.60	9.23	V
	2475	-47.52	-13	-34.52	-69.7	-54.96	0.73	10.33	V
	3301	-44.41	-13	-31.41	-69.91	-52.22	0.84	10.80	V
									V
									V
									V
									V
Middle	1656	-51.39	-13	-38.39	-69.91	-57.90	0.60	9.26	H
	2483	-47.46	-13	-34.46	-69.47	-54.89	0.73	10.32	H
	3312	-44.59	-13	-31.59	-70.13	-52.45	0.84	10.85	H
									H
									H
									H
									H
	1656	-51.18	-13	-38.18	-69.72	-57.69	0.60	9.26	V
	2483	-47.37	-13	-34.37	-69.62	-54.80	0.73	10.32	V
	3312	-44.28	-13	-31.28	-69.83	-52.14	0.84	10.85	V
									V
									V
									V
									V

Highest	1660	-50.63	-13	-37.63	-69.16	-57.17	0.60	9.29	H
	2490	-47.12	-13	-34.12	-69.19	-54.54	0.74	10.31	H
	3321	-44.00	-13	-31.00	-69.57	-51.89	0.84	10.88	H
									H
									H
									H
									H
	1660	-50.80	-13	-37.80	-69.35	-57.34	0.60	9.29	V
	2490	-46.89	-13	-33.89	-69.22	-54.31	0.74	10.31	V
	3321	-44.01	-13	-31.01	-69.59	-51.90	0.84	10.88	V
									V
									V
									V
									V

Remark: Spurious emissions within 30-1000MHz were found more than 20dB below limit line.

5G NR n78/ 90MHz / PI/2 BPSK									
Channel	Frequency (MHz)	EIRP (dBm)	Limit (dBm)	Margin (dB)	SPA Reading (dBm)	S.G. Power (dBm)	TX Cable loss (dB)	TX Antenna Gain (dBi)	Polarization (H/V)
Lowest	6903	-47.29	-13	-34.29	-71.82	-54.81	1.29	10.95	H
	10355	-41.52	-13	-28.52	-71.4	-49.60	1.54	11.77	H
	13807	-38.03	-13	-25.03	-72.67	-46.78	1.88	12.78	H
	20710	-69.43	-13	-56.43	-76.28	-83.80	2.34	18.86	H
	24162	-66.61	-13	-53.61	-76.94	-81.68	2.28	19.50	H
	27614	-65.52	-13	-52.52	-77.93	-80.13	2.70	19.45	H
									H
	6903	-46.18	-13	-33.18	-72.14	-53.70	1.29	10.95	V
	10355	-42.47	-13	-29.47	-71.1	-50.55	1.54	11.77	V
	13807	-38.26	-13	-25.26	-72.81	-47.01	1.88	12.78	V
	20710	-68.84	-13	-55.84	-76.09	-83.21	2.34	18.86	V
	24162	-65.75	-13	-52.75	-76.77	-80.82	2.28	19.50	V
	27614	-65.11	-13	-52.11	-77.86	-79.72	2.70	19.45	V
									V
Middle	6913	-47.28	-13	-34.28	-71.81	-54.81	1.29	10.97	H
	10370	-41.74	-13	-28.74	-71.65	-49.83	1.54	11.77	H
	13827	-37.89	-13	-24.89	-72.47	-46.64	1.87	12.77	H
	20740	-68.68	-13	-55.68	-75.55	-83.02	2.36	18.85	H
	24197	-66.57	-13	-53.57	-76.92	-81.64	2.28	19.50	H
	27654	-65.35	-13	-52.35	-77.63	-79.94	2.69	19.44	H
									H
	6913	-46.12	-13	-33.12	-72.08	-53.65	1.29	10.97	V
	10370	-43.35	-13	-30.35	-72	-51.44	1.54	11.77	V
	13827	-38.07	-13	-25.07	-72.58	-46.82	1.87	12.77	V
	20740	-68.75	-13	-55.75	-76.01	-83.09	2.36	18.85	V
	24197	-65.89	-13	-52.89	-76.91	-80.96	2.28	19.50	V
	27654	-64.77	-13	-51.77	-77.4	-79.36	2.69	19.44	V
									V

Highest	6928	-46.83	-13	-33.83	-71.35	-54.39	1.29	10.99	H
	10391	-40.76	-13	-27.76	-70.71	-48.85	1.54	11.78	H
	13855	-37.14	-13	-24.14	-71.65	-45.88	1.86	12.76	H
	20770	-69.23	-13	-56.23	-76.1	-83.54	2.39	18.85	H
	24232	-66.74	-13	-53.74	-77.1	-81.81	2.28	19.50	H
	27694	-65.31	-13	-52.31	-77.48	-79.89	2.69	19.42	H
									H
	6928	-45.31	-13	-32.31	-71.26	-52.87	1.29	10.99	V
	10391	-42.38	-13	-29.38	-71.05	-50.47	1.54	11.78	V
	13855	-37.92	-13	-24.92	-72.38	-46.66	1.86	12.76	V
	20770	-69.30	-13	-56.30	-76.56	-83.61	2.39	18.85	V
	24232	-65.97	-13	-52.97	-77	-81.04	2.28	19.50	V
	27694	-64.97	-13	-51.97	-77.5	-79.55	2.69	19.42	V
									V

Remark: Spurious emissions within 30-1000MHz were found more than 20dB below limit line.

<Ant. 2 + Ant. 0>

5G NR n78 (Part 27O) + 5G NR n5

5G NR n5/ 20MHz / PI/2 BPSK									
Channel	Frequency (MHz)	ERP (dBm)	Limit (dBm)	Margin (dB)	SPA Reading (dBm)	S.G. Power (dBm)	TX Cable loss (dB)	TX Antenna Gain (dBi)	Polarization (H/V)
Lowest	1650	-51.81	-13	-38.81	-70.34	-58.28	0.60	9.23	H
	2475	-48.11	-13	-35.11	-70.07	-55.55	0.73	10.33	H
	3301	-44.63	-13	-31.63	-70.12	-52.44	0.84	10.80	H
									H
									H
	1650	-51.68	-13	-38.68	-70.24	-58.15	0.60	9.23	V
	2475	-47.93	-13	-34.93	-70.11	-55.37	0.73	10.33	V
	3301	-44.40	-13	-31.40	-69.9	-52.21	0.84	10.80	V
									V
									V
									V
									V
Middle	1656	-51.88	-13	-38.88	-70.4	-58.39	0.60	9.26	H
	2483	-48.03	-13	-35.03	-70.04	-55.46	0.73	10.32	H
	3312	-44.89	-13	-31.89	-70.43	-52.75	0.84	10.85	H
									H
									H
									H
									H
	1656	-51.88	-13	-38.88	-70.42	-58.39	0.60	9.26	V
	2483	-47.81	-13	-34.81	-70.06	-55.24	0.73	10.32	V
	3312	-44.65	-13	-31.65	-70.2	-52.51	0.84	10.85	V
									V
									V

Highest	1660	-51.81	-13	-38.81	-70.34	-58.35	0.60	9.29	H
	2490	-47.92	-13	-34.92	-69.99	-55.34	0.74	10.31	H
	3321	-44.85	-13	-31.85	-70.42	-52.74	0.84	10.88	H
									H
									H
									H
									H
	1660	-52.00	-13	-39.00	-70.55	-58.54	0.60	9.29	V
	2490	-47.53	-13	-34.53	-69.86	-54.95	0.74	10.31	V
	3321	-44.93	-13	-31.93	-70.51	-52.82	0.84	10.88	V
									V
									V
									V
									V

Remark: Spurious emissions within 30-1000MHz were found more than 20dB below limit line.

5G NR n78/ 90MHz / PI/2 BPSK									
Channel	Frequency (MHz)	EIRP (dBm)	Limit (dBm)	Margin (dB)	SPA Reading (dBm)	S.G. Power (dBm)	TX Cable loss (dB)	TX Antenna Gain (dBi)	Polarization (H/V)
Lowest	7408	-47.06	-13	-34.06	-72.11	-54.50	1.34	10.93	H
	11111	-41.82	-13	-28.82	-73.05	-50.28	1.63	12.24	H
	14815	-37.15	-13	-24.15	-71.89	-46.47	1.94	13.40	H
	18508	-69.67	-13	-56.67	-75.02	-83.37	2.35	18.20	H
	22210	-69.19	-13	-56.19	-76.74	-83.73	2.23	18.93	H
	25912	-66.41	-13	-53.41	-77.57	-81.27	2.45	19.46	H
									H
	7408	-46.08	-13	-33.08	-72.01	-53.52	1.34	10.93	V
	11111	-42.54	-13	-29.54	-72.89	-51.00	1.63	12.24	V
	14815	-37.06	-13	-24.06	-71.96	-46.38	1.94	13.40	V
	18508	-69.05	-13	-56.05	-74.49	-82.75	2.35	18.20	V
	22210	-68.18	-13	-55.18	-76.25	-82.72	2.23	18.93	V
	25912	-66.18	-13	-53.18	-77.74	-81.04	2.45	19.46	V
									V
Middle	7418	-47.04	-13	-34.04	-72.06	-54.52	1.35	10.97	H
	11126	-41.93	-13	-28.93	-73.18	-50.40	1.63	12.25	H
	14835	-36.66	-13	-23.66	-71.44	-46.01	1.94	13.44	H
	18506	-69.48	-13	-56.48	-74.82	-83.18	2.35	18.20	H
	22207	-69.06	-13	-56.06	-76.6	-83.60	2.23	18.92	H
	25908	-66.57	-13	-53.57	-77.72	-81.43	2.45	19.46	H
									H
	7418	-46.48	-13	-33.48	-72.4	-53.96	1.35	10.97	V
	11126	-42.39	-13	-29.39	-72.76	-50.86	1.63	12.25	V
	14835	-36.76	-13	-23.76	-71.68	-46.11	1.94	13.44	V
	18506	-69.03	-13	-56.03	-74.46	-82.73	2.35	18.20	V
	22207	-68.70	-13	-55.70	-76.77	-83.24	2.23	18.92	V
	25908	-65.90	-13	-52.90	-77.45	-80.76	2.45	19.46	V
									V

Highest	7424	-47.62	-13	-34.62	-72.63	-55.12	1.35	11.00	H
	11135	-42.12	-13	-29.12	-73.37	-50.59	1.63	12.25	H
	14847	-37.23	-13	-24.23	-72.02	-46.60	1.94	13.46	H
	18558	-69.46	-13	-56.46	-74.88	-83.17	2.33	18.19	H
	22270	-68.91	-13	-55.91	-76.52	-83.49	2.23	18.96	H
	25982	-66.84	-13	-53.84	-78.12	-81.72	2.47	19.49	H
									H
	7424	-46.63	-13	-33.63	-72.55	-54.13	1.35	11.00	V
	11135	-42.69	-13	-29.69	-73.07	-51.16	1.63	12.25	V
	14847	-36.86	-13	-23.86	-71.78	-46.23	1.94	13.46	V
	18558	-69.44	-13	-56.44	-74.96	-83.15	2.33	18.19	V
	22270	-68.26	-13	-55.26	-76.41	-82.84	2.23	18.96	V
	25982	-66.31	-13	-53.31	-77.97	-81.19	2.47	19.49	V
									V

Remark: Spurious emissions within 30-1000MHz were found more than 20dB below limit line.

5G NR n78 (Part 96) + 5G NR n5

5G NR n5/ 20MHz / PI/2 BPSK									
Channel	Frequency (MHz)	ERP (dBm)	Limit (dBm)	Margin (dB)	SPA Reading (dBm)	S.G. Power (dBm)	TX Cable loss (dB)	TX Antenna Gain (dBi)	Polarization (H/V)
Lowest	1650	-50.42	-13	-37.42	68.95	-56.89	0.60	9.23	H
	2475	-47.24	-13	-34.24	-69.2	-54.68	0.73	10.33	H
	3301	-43.80	-13	-30.80	-69.29	-51.61	0.84	10.80	H
									H
									H
									H
									H
	1650	-50.70	-13	-37.70	-69.26	-57.17	0.60	9.23	V
	2475	-47.34	-13	-34.34	-69.52	-54.78	0.73	10.33	V
	3301	-44.02	-13	-31.02	-69.52	-51.83	0.84	10.80	V
									V
									V
									V
									V
Middle	1656	-51.27	-13	-38.27	-69.79	-57.78	0.60	9.26	H
	2483	-47.81	-13	-34.81	-69.82	-55.24	0.73	10.32	H
	3312	-42.67	-13	-29.67	-68.21	-50.53	0.84	10.85	H
									H
									H
									H
									H
	1656	-51.25	-13	-38.25	-69.79	-57.76	0.60	9.26	V
	2483	-47.13	-13	-34.13	-69.38	-54.56	0.73	10.32	V
	3312	-35.56	-13	-22.56	-61.11	-43.42	0.84	10.85	V
									V
									V
									V
									V

Highest	1660	-51.03	-13	-38.03	-69.56	-57.57	0.60	9.29	H
	2490	-47.15	-13	-34.15	-69.22	-54.57	0.74	10.31	H
	3321	-42.64	-13	-29.64	-68.21	-50.53	0.84	10.88	H
									H
									H
									H
									H
	1660	-51.02	-13	-38.02	-69.57	-57.56	0.60	9.29	V
	2490	-46.94	-13	-33.94	-69.27	-54.36	0.74	10.31	V
	3321	-44.36	-13	-31.36	-69.94	-52.25	0.84	10.88	V
									V
									V
									V
									V

Remark: Spurious emissions within 30-1000MHz were found more than 20dB below limit line.

5G NR n78/ 100MHz / PI/2 BPSK									
Channel	Frequency (MHz)	EIRP (dBm)	Limit (dBm)	Margin (dB)	SPA Reading (dBm)	S.G. Power (dBm)	TX Cable loss (dB)	TX Antenna Gain (dBi)	Polarization (H/V)
Lowest	7103	-62.37	-40	-22.37	-55.96	-69.61	1.30	10.69	H
	10654	-59.55	-40	-19.55	-57.04	-67.76	1.56	11.92	H
	14205	-58.04	-40	-18.04	-58.19	-66.80	1.87	12.78	H
	21307	-68.72	-40	-28.72	-76.28	-83.17	2.26	18.86	H
	24858	-66.60	-40	-26.60	-77.28	-81.29	2.23	19.07	H
	28410	-65.16	-40	-25.16	-76.9	-79.28	2.87	19.14	H
									H
	7103	-60.75	-40	-20.75	-55.79	-67.99	1.30	10.69	V
	10654	-60.67	-40	-20.67	-56.94	-68.88	1.56	11.92	V
	14205	-58.30	-40	-18.30	-58.64	-67.06	1.87	12.78	V
	21307	-68.12	-40	-28.12	-76.12	-82.57	2.26	18.86	V
	24858	-65.64	-40	-25.64	-76.76	-80.33	2.23	19.07	V
	28410	-64.57	-40	-24.57	-76.73	-78.69	2.87	19.14	V
									V
Middle	7153	-62.24	-40	-22.24	-55.74	-69.28	1.30	10.49	H
	10729	-58.56	-40	-18.56	-56.17	-66.82	1.58	11.98	H
	14305	-58.27	-40	-18.27	-58.48	-67.04	1.90	12.82	H
	21457	-67.67	-40	-27.67	-75.53	-82.31	2.10	18.89	H
	25033	-65.80	-40	-25.80	-76.54	-80.37	2.21	18.93	H
	28610	-64.82	-40	-24.82	-76.68	-78.86	2.87	19.06	H
									H
	7153	-61.01	-40	-21.01	-55.97	-68.05	1.30	10.49	V
	10729	-60.06	-40	-20.06	-56.52	-68.32	1.58	11.98	V
	14305	-58.49	-40	-18.49	-58.96	-67.26	1.90	12.82	V
	21457	-67.34	-40	-27.34	-75.67	-81.98	2.10	18.89	V
	25033	-65.81	-40	-25.81	-76.96	-80.38	2.21	18.93	V
	28610	-64.49	-40	-24.49	-76.78	-78.53	2.87	19.06	V
									V

Highest	7203	-62.89	-40	-22.89	-56.33	-69.75	1.30	10.31	H
	10804	-58.52	-40	-18.52	-56.26	-66.82	1.59	12.04	H
	14405	-58.60	-40	-18.60	-58.85	-67.39	1.93	12.86	H
	18006	-67.13	-40	-27.13	-72.72	-81.21	1.97	18.20	H
	21607	-68.46	-40	-28.46	-76.27	-83.09	2.10	18.88	H
	25208	-66.61	-40	-26.61	-77.23	-81.26	2.27	19.07	H
									H
	7203	-61.22	-40	-21.22	-56.12	-68.08	1.30	10.31	V
	10804	-59.44	-40	-19.44	-56.1	-67.74	1.59	12.04	V
	14405	-57.95	-40	-17.95	-58.53	-66.74	1.93	12.86	V
	18006	-67.30	-40	-27.30	-72.93	-81.38	1.97	18.20	V
	21607	-67.87	-40	-27.87	-76.17	-82.50	2.10	18.88	V
	25208	-65.92	-40	-25.92	-77	-80.57	2.27	19.07	V
									V

Remark: Spurious emissions within 30-1000MHz were found more than 20dB below limit line.

5G NR n78 (Part 27Q) + 5G NR n5

5G NR n5/ 20MHz / PI/2 BPSK									
Channel	Frequency (MHz)	ERP (dBm)	Limit (dBm)	Margin (dB)	SPA Reading (dBm)	S.G. Power (dBm)	TX Cable loss (dB)	TX Antenna Gain (dBi)	Polarization (H/V)
Lowest	1650	-51.64	-13	-38.64	-70.17	-58.11	0.60	9.23	H
	2475	-47.93	-13	-34.93	-69.89	-55.37	0.73	10.33	H
	3301	-44.33	-13	-31.33	-69.82	-52.14	0.84	10.80	H
									H
									H
									H
									H
	1650	-51.54	-13	-38.54	-70.1	-58.01	0.60	9.23	V
	2475	-47.40	-13	-34.40	-69.58	-54.84	0.73	10.33	V
	3301	-44.16	-13	-31.16	-69.66	-51.97	0.84	10.80	V
									V
									V
									V
									V
Middle	1656	-51.11	-13	-38.11	-69.63	-57.62	0.60	9.26	H
	2483	-47.11	-13	-34.11	-69.12	-54.54	0.73	10.32	H
	3312	-44.25	-13	-31.25	-69.79	-52.11	0.84	10.85	H
									H
									H
									H
									H
	1656	-51.26	-13	-38.26	-69.8	-57.77	0.60	9.26	V
	2483	-47.18	-13	-34.18	-69.43	-54.61	0.73	10.32	V
	3312	-44.14	-13	-31.14	-69.69	-52.00	0.84	10.85	V
									V
									V
									V
									V

Highest	1660	-51.61	-13	-38.61	-70.14	-58.15	0.60	9.29	H
	2490	-47.64	-13	-34.64	-69.71	-55.06	0.74	10.31	H
	3321	-44.35	-13	-31.35	-69.92	-52.24	0.84	10.88	H
									H
									H
									H
									H
	1660	-51.62	-13	-38.62	-70.17	-58.16	0.60	9.29	V
	2490	-47.49	-13	-34.49	-69.82	-54.91	0.74	10.31	V
	3321	-44.38	-13	-31.38	-69.96	-52.27	0.84	10.88	V
									V
									V
									V
									V

Remark: Spurious emissions within 30-1000MHz were found more than 20dB below limit line.

5G NR n78/ 90MHz / PI/2 BPSK									
Channel	Frequency (MHz)	EIRP (dBm)	Limit (dBm)	Margin (dB)	SPA Reading (dBm)	S.G. Power (dBm)	TX Cable loss (dB)	TX Antenna Gain (dBi)	Polarization (H/V)
Lowest	6903	-47.63	-13	-34.63	-72.16	-55.15	1.29	10.95	H
	10355	-41.66	-13	-28.66	-71.54	-49.74	1.54	11.77	H
	13807	-38.34	-13	-25.34	-72.98	-47.09	1.88	12.78	H
	20710	-69.46	-13	-56.46	-76.31	-83.83	2.34	18.86	H
	24162	-66.45	-13	-53.45	-76.78	-81.52	2.28	19.50	H
	27614	-65.13	-13	-52.13	-77.54	-79.74	2.70	19.45	H
									H
	6903	-46.37	-13	-33.37	-72.33	-53.89	1.29	10.95	V
	10355	-43.24	-13	-30.24	-71.87	-51.32	1.54	11.77	V
	13807	-38.55	-13	-25.55	-73.1	-47.30	1.88	12.78	V
	20710	-69.17	-13	-56.17	-76.42	-83.54	2.34	18.86	V
	24162	-65.62	-13	-52.62	-76.64	-80.69	2.28	19.50	V
	27614	-64.56	-13	-51.56	-77.31	-79.17	2.70	19.45	V
									V
Middle	6913	-47.50	-13	-34.50	-72.03	-55.03	1.29	10.97	H
	10370	-41.82	-13	-28.82	-71.73	-49.91	1.54	11.77	H
	13827	-39.33	-13	-26.33	-73.91	-48.08	1.87	12.77	H
	20740	-68.83	-13	-55.83	-75.7	-83.17	2.36	18.85	H
	24197	-66.49	-13	-53.49	-76.84	-81.56	2.28	19.50	H
	27654	-65.33	-13	-52.33	-77.61	-79.92	2.69	19.44	H
									H
	6913	-46.24	-13	-33.24	-72.2	-53.77	1.29	10.97	V
	10370	-43.07	-13	-30.07	-71.72	-51.16	1.54	11.77	V
	13827	-39.61	-13	-26.61	-74.12	-48.36	1.87	12.77	V
	20740	-68.66	-13	-55.66	-75.92	-83.00	2.36	18.85	V
	24197	-66.18	-13	-53.18	-77.2	-81.25	2.28	19.50	V
	27654	-64.58	-13	-51.58	-77.21	-79.17	2.69	19.44	V
									V

Highest	6923	-47.61	-13	-34.61	-72.14	-55.16	1.29	10.98	H
	10385	-41.95	-13	-28.95	-71.88	-50.04	1.54	11.78	H
	13847	-38.43	-13	-25.43	-72.97	-47.18	1.87	12.76	H
	20770	-68.82	-13	-55.82	-75.69	-83.13	2.39	18.85	H
	24232	-66.49	-13	-53.49	-76.85	-81.56	2.28	19.50	H
	27694	-65.49	-13	-52.49	-77.66	-80.07	2.69	19.42	H
									H
	6923	-45.91	-13	-32.91	-71.87	-53.46	1.29	10.98	V
	10385	-43.08	-13	-30.08	-71.74	-51.17	1.54	11.78	V
	13847	-38.45	-13	-25.45	-72.93	-47.20	1.87	12.76	V
	20770	-69.22	-13	-56.22	-76.48	-83.53	2.39	18.85	V
	24232	-66.38	-13	-53.38	-77.41	-81.45	2.28	19.50	V
	27694	-65.01	-13	-52.01	-77.54	-79.59	2.69	19.42	V
									V

Remark: Spurious emissions within 30-1000MHz were found more than 20dB below limit line.