FCC RADIO TEST REPORT

FCC ID	:	**2AQ68T99W651**
Equipment	:	**5G WWAN Module**
Brand Name	:	**Foxconn**
Model Name	:	**T99W651**
Applicant	:	**Hon Lin Technology Co., Ltd** **11F, No.32, Jihu Rd., Neihu Dist., Taipei City 114, Taiwan R.O.C.**
Manufacturer	:	**Hon Lin Technology Co., Ltd** **11F, No.32, Jihu Rd., Neihu Dist., Taipei City 114, Taiwan R.O.C.**
Standard	:	**FCC 47 CFR Part 2, 22(H), 24(E), 27D, Part 90(R)**

The product was received on Oct. 02, 2025 and testing was performed from Oct. 08, 2025 to Oct. 22, 2025. We, Sporton International Inc. EMC & Wireless Communications Laboratory, would like to declare that the tested sample has been evaluated in accordance with the test procedures given in ANSI / TIA-603-E and has been in compliance with the applicable technical standards.

The test results in this variant report apply exclusively to the tested model / sample. Without written approval from Sporton International Inc. EMC & Wireless Communications Laboratory, the test report shall not be reproduced except in full.

Louis Wu

Approved by: Louis Wu

Sporton International Inc. EMC & Wireless Communications Laboratory
No. 52, Huaya 1st Rd., Guishan Dist., Taoyuan City 333, Taiwan (R.O.C.)

Table of Contents

History of this test report **3**
Summary of Test Result **4**
1 General Description **7**
1.1 Product Feature of Equipment Under Test 7
1.2 Modification of EUT 7
1.3 Testing Location 8
1.4 Applicable Standards 8
2 Test Configuration of Equipment Under Test **9**
2.1 Test Mode 9
2.2 Connection Diagram of Test System 10
2.3 Support Unit used in test configuration and system 10
2.4 Frequency List of Low/Middle/High Channels 11
3 Conducted Test Items **15**
3.1 Measuring Instruments 15
3.2 Conducted Output Power and ERP/EIRP 16
4 Radiated Test Items **17**
4.1 Measuring Instruments 17
4.2 Radiated Spurious Emission Measurement 19
5 List of Measuring Equipment **20**
6 Measurement Uncertainty **21**
Appendix A. Test Results of Conducted Test
Appendix B. Test Results of Radiated Test
Appendix C. Test Setup Photographs

History of this test report

Report No.	Version	Description	Issue Date
FG522653-01B	01	Initial issue of report	Nov. 04, 2025
FG522653-01B	02	Revise Summary of Test Result, Section 1.1, 2.1, 3.2 and Appendix A This report is an updated version, replacing the report issued on Nov. 04, 2025.	Nov. 10, 2025

Summary of Test Result

Report Clause	Ref Std. Clause	Test Items	Result (PASS/FAIL)	Remark
3.2	§2.1046	Conducted Output Power	Pass	-
	§22.913 (a)(5)	Effective Radiated Power (n5)	Pass	
	§24.232 (c)	Equivalent Isotropic Radiated Power (n2)		
	§27.50 (d)(4)	Equivalent Isotropic Radiated Power (n66)		
	§27.50 (a)(2)	Equivalent Isotropic Radiated Power (n30)		
	§90.542 (a)(7)	Effective Radiated Power (n14)		
	§27.50 (j)(3)	Equivalent Isotropic Radiated Power (n77)		
	§27.50 (k)(3)	Equivalent Isotropic Radiated Power (n77)		
-	§24.232 (d) §27.50 (d)(5)	Peak-to-Average Ratio	Pass	See Note
-	§2.1049	Occupied Bandwidth	Pass	See Note
-	§2.1051 §22.917 (a) §24.238 (a) §27.53 (h)	Conducted Band Edge Measurement (n2) (n5) (n66)	Pass	See Note
	§2.1051 §27.53 (a)(3)	Conducted Band Edge Measurement (n30)		
	§2.1051 §90.543 (e)(2)	Conducted Band Edge Measuremen (n14)		
	§2.1051 §27.53 (l)(2)	Conducted Band Edge Measurement (n77)		
	§2.1051 §27.53 (n)(2)	Conducted Band Edge Measurement (n77)		
-	§2.1051 §90.210 (n)	Emission Mask (n14)	Pass	See Note

Report Clause	Ref Std. Clause	Test Items	Result (PASS/FAIL)	Remark
-	§2.1051 §22.917 (a) §24.238 (a) §27.53 (h)	Conducted Spurious Emission (n2) (n5) (n66)	Pass	See Note
	§2.1051 §27.53 (a)(3)	Conducted Spurious Emission (n30)		
	§2.1051 §90.543 (e)(3)	Conducted Spurious Emission (n14)		
	§2.1051 §27.53 (l)(2)	Conducted Spurious Emission (n77)		
	§2.1051 §27.53 (n)(2)	Conducted Spurious Emission (n77)		
-	§2.1055 §22.355 §24.235 §27.54 §90.539 (e)	Frequency Stability Temperature & Voltage	Pass	See Note

Report Clause	Ref Std. Clause	Test Items	Result (PASS/FAIL)	Remark
4.2	§2.1053 §22.917 (a) §24.238 (a) §27.53 (h)	Radiated Spurious Emission (n2) (n5) (n66)	Pass	-
	§2.1053 §27.53 (a)(3)	Radiated Spurious Emission (n30)		
	§2.1053 §90.543 (e)(3) §90.543 (f)	Radiated Spurious Emission (n14)		
	§2.1053 §27.53 (l)(2)	Radiated Spurious Emission (n77)		
	§2.1053 §27.53 (n)(2)	Radiated Spurious Emission (n77)		
Remark: This is a variant report by adding antenna port and adding/removing LNA (Low-Noise-Amplifier). All the test cases were performed on original report which can be referred to Sporton Report Number FG522653B. Based on the original report, the test cases were verified.				

Conformity Assessment Condition:

1. The test results (PASS/FAIL) with all measurement uncertainty excluded are presented against the regulation limits or in accordance with the requirements stipulated by the applicant/manufacturer who shall bear all the risks of non-compliance that may potentially occur if measurement uncertainty is taken into account.
2. The measurement uncertainty please refer to each test result in the section “Measurement Uncertainty”.

Disclaimer:

The product specifications of the EUT presented in the test report that may affect the test assessments are declared by the manufacturer who shall take full responsibility for the authenticity.

Reviewed by: Keven Cheng

Report Producer: Freda Wu

1 General Description

1.1 Product Feature of Equipment Under Test

Product Feature
General Specs LTE/5G NR. **Antenna Type** PCB Antenna

Support band and evaluated information	
Supported band	n2, n5, n14,n30,n66,n77
Evaluated and Tested band	n2, n5, n14,n30,n66,n77

For 5G NR n30, only available for fixed customer premises equipment(CPE) stations as declared by manufacturer.

FDD/TDD band Power Class					
	SISO PC3	**SISO PC2**	**MIMO PC3**	**MIMO PC2**	**MIMO PC1.5**
n2	V				
n5	V				
n14	V				
n30	V				
n66	V				
n77	V	V	V	V	V

RF Exposure Max Antenna Gain(dBi)								
Band	**Ant0**	**Ant1**	**Ant4**	**Ant5**	**Main Ant.**	**ENDC Ant.**	**MIMO Ant.**	**SRS Ant.**
n2	**8.5**	**8.5**			**1**	**0**	**-**	**-**
n5		**6.6**			**1**		**-**	**-**
n14		**6.4**			**1**		**-**	**-**
n30	**8.5**				**0**		**-**	**-**
n66	**5.5**	**5.5**			**1**	**0**	**-**	**-**
n77(PC3)	**5.5**	**5.5**	**5.5**	**5.5**	**1**	**0**	**1&0**	**0&1&4&5**
n77(PC2)	**2.5**	**2.5**	**2.5**	**2.5**	**1**	**0**	**1&0**	**0&1&4&5**
n77(PC1.5)	**1**	**1**	**1**	**1**	**1**	**0**	**1&0**	**0&1&4&5**

Remark: The EUT's information above is declared by manufacturer. Please refer to Disclaimer in report summary.

1.2 Modification of EUT

No modifications made to the EUT during the testing.

1.3 Testing Location

Test Site	Sporton International Inc. EMC & Wireless Communications Laboratory
Test Site Location	No.52, Huaya 1st Rd., Guishan Dist., Taoyuan City 333, Taiwan (R.O.C.) TEL: +886-3-327-3456 FAX: +886-3-328-4978
Test Site No.	**Sporton Site No.**
	TH03-HY
Test Engineer	Kelvin Lu
Temperature (℃)	20~24
Relative Humidity (%)	50~58

Test Site	Sporton International Inc. Wensan Laboratory
Test Site Location	No.58, Aly. 75, Ln. 564, Wenhua 3rd, Rd., Guishan Dist., Taoyuan City 333010, Taiwan (R.O.C.) TEL: +886-3-327-0868 FAX: +886-3-327-0855
Test Site No.	**Sporton Site No.**
	03CH15-HY
Test Engineer	Sam Pan, Quentin Liu and Bigshow Wang
Temperature (℃)	20~25
Relative Humidity (%)	50~60

Note: The test site complies with ANSI C63.4 2014 requirement.

FCC Designation No.: TW1190 and TW3786

1.4 Applicable Standards

According to the specifications declared by the manufacturer, the EUT must comply with the requirements of the following standards:

- ANSI C63.26-2015
- ANSI / TIA-603-E
- FCC 47 CFR Part 2, 22(H), 24(E), 27D, Part 90(R)
- FCC KDB 971168 D01 Power Meas. License Digital Systems v03r01
- FCC KDB 412172 D01 Determining ERP and EIRP v01r01
- FCC KDB 414788 D01 Radiated Test Site v01r01.
- FCC KDB 662911 D01 Multiple Transmitter Output v02r01.

Remark:

1. All the test items were validated and recorded in accordance with the standards without any modification during the testing.
2. This EUT has also been tested and complied with the requirements of FCC Part 15, Subpart B, recorded in a separate test report.
3. The TAF code is not including all the FCC KDB listed without accreditation.

2 Test Configuration of Equipment Under Test

2.1 Test Mode

Antenna port conducted and radiated test items listed below are performed according to KDB 971168 D01 Power Meas. License Digital Systems v03r01 with maximum output power.

For radiated measurement, the measured emission level of the EUT was maximized by rotating the EUT on a turntable, adjusting the orientation of the EUT and EUT antenna in three orthogonal axis (X: flat, Y: portrait, Z: landscape)and adjusting the measurement antenna orientation, following C63.26 exploratory test procedures and only the worst case emissions were reported in this report..

5G NR N2/N5/N14//N30/N66/N77 SISO Mode

Modulation Type	Modulation	Modulation Type	Modulation
A	DFT-s-OFDM pi/2 BPSK	N/A	N/A
B	DFT-s-OFDM QPSK	F	CP-OFDM QPSK
C	DFT-s-OFDM 16QAM	G	CP-OFDM 16QAM
D	DFT-s-OFDM 64QAM	H	CP-OFDM 64QAM
E	DFT-s-OFDM 256QAM	I	CP-OFDM 256QAM

Test Item	Modulation Type	Bandwidth	RB Size	Channel
Conducted Power	A, B, C	All	1, Half, Full	L, M, H
EIRP	A, B, C	All	1, Half, Full	L, M, H
RSE	A	90 MHz	Inner_1RB	L, M, H

Remark:
1. This is a C2PC assessment.The changes is Enable 8RX by adding antenna port and adding/removing LNA (Low-Noise-Amplifier) ,only conducted power/EIRP& N77 RSE verification is performed.
2. Evaluated all the transmitter signal and reporting worst-case configuration among all modulation types.
3. The device is investigated from 30MHz to 10 times of fundamental signal for radiated spurious emission test under different RB size/offset and modulations in exploratory test. Subsequently, only the worst-case emissions are reported.
4. For conducted power verify items were measured and the worst case is while BPSK/QPSK/16QAM, the report only performed BPSK/QPSK/16QAM test results.

5G NR N77 MIMO Mode

Modulation Type	Modulation	Modulation Type	Modulation
A	DFT-s-OFDM pi/2 BPSK	N/A	N/A
B	DFT-s-OFDM QPSK	F	CP-OFDM QPSK
C	DFT-s-OFDM 16QAM	G	CP-OFDM 16QAM
D	DFT-s-OFDM 64QAM	H	CP-OFDM 64QAM
E	DFT-s-OFDM 256QAM	I	CP-OFDM 256QAM

Test Item	Modulation Type	Bandwidth	RB Size	Channel
Conducted Power	A, B, C	All	1, Half, Full	L, M, H
EIRP	A, B, C	All	1, Half, Full	L, M, H
RSE	A	100 MHz	Inner_1RB	L, M, H

Remark:

1. This is a C2PC assessment.The changes is Enable 8RX by adding antenna port and adding/removing LNA (Low-Noise-Amplifier) ,only conducted power/EIRP/RSE verification is performed.
2. Evaluated all the transmitter signal and reporting worst-case configuration among all modulation types.
3. The device is investigated from 30MHz to 10 times of fundamental signal for radiated spurious emission test under different RB size/offset and modulations in exploratory test. Subsequently, only the worst-case emissions are reported.
4. For conducted power verify items were measured and the worst case is while BPSK/QPSK/16QAM, the report only performed BPSK/QPSK/16QAM test results.

2.2 Connection Diagram of Test System

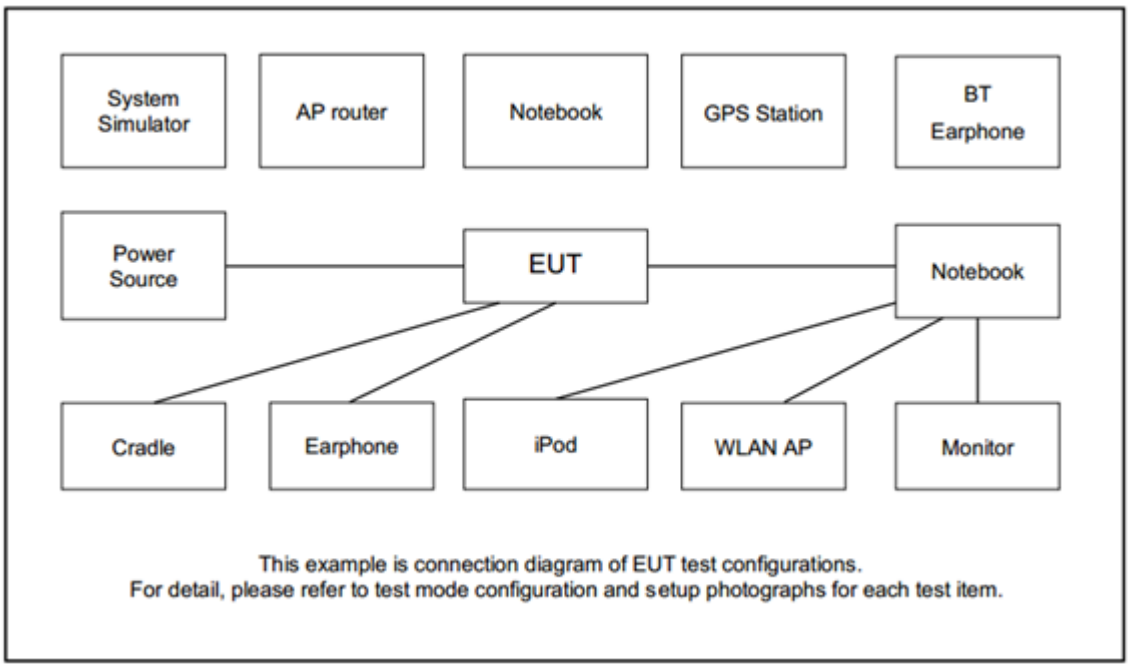

2.3 Support Unit used in test configuration and system

Item	Equipment	Brand Name	Model No.	FCC ID	Data Cable	Power Cord
1.	Base Station	Anritsu	8821C	N/A	N/A	Unshielded, 1.8 m
2.	Base Station	Anritsu	MT8000A	N/A	N/A	Unshielded, 1.8 m
3.	Fixture	Foxconn	95.3446T00	N/A	N/A	N/A

2.4 Frequency List of Low/Middle/High Channels

5G NR n2 Channel and Frequency List				
BW [MHz]	Channel/Frequency(MHz)	Lowest	Middle	Highest
40	Channel	374000	376000	376578
	Frequency	1870	1880	1890
35	Channel	373500	376000	378500
	Frequency	1867.5	1880	1892.5
30	Channel	373000	376000	379000
	Frequency	1865	1880	1895
25	Channel	372500	376000	379500
	Frequency	1862.5	1880	1897.5
20	Channel	372000	376000	380000
	Frequency	1860	1880	1900
15	Channel	371500	376000	380500
	Frequency	1857.5	1880	1902.5
10	Channel	371000	376000	381000
	Frequency	1855	1880	1905
5	Channel	370500	376000	381500
	Frequency	1852.5	1880	1907.5

5G NR n5 Channel and Frequency List				
BW [MHz]	Channel/Frequency(MHz)	Lowest	Middle	Highest
20	Channel	166800	167300	167800
	Frequency	834	836.5	839
15	Channel	166300	167300	168300
	Frequency	831.5	836.5	841.5
10	Channel	165800	167300	168800
	Frequency	829	836.5	844
5	Channel	165300	167300	169300
	Frequency	826.5	836.5	846.5

5G NR n14 Channel and Frequency List				
BW [MHz]	Channel/Frequency(MHz)	Lowest	Middle	Highest
10	Channel	-	158600	-
	Frequency	-	793	-
5	Channel	158100	158600	159100
	Frequency	790.5	793	795.5

5G NR n30 Channel and Frequency List				
BW [MHz]	Channel/Frequency(MHz)	Lowest	Middle	Highest
10	Channel	-	27710	-
	Frequency	-	2310	-
5	Channel	27685	27710	27735
	Frequency	2307.5	2310	2312.5

5G NR n66 Channel and Frequency List				
BW [MHz]	Channel/Frequency(MHz)	Lowest	Middle	Highest
45	Channel	346500	349000	351500
	Frequency	1732.5	1745.0	1757.5
40	Channel	346000	349000	352000
	Frequency	1730	1745	1760
35	Channel	345500	349000	352500
	Frequency	1727.5	1745	1762.5
30	Channel	345000	349000	353000
	Frequency	1725	1745	1765
25	Channel	344500	349000	353500
	Frequency	1722.5	1745	1767.5
20	Channel	344000	349000	354000
	Frequency	1720	1745	1770
15	Channel	343500	349000	354500
	Frequency	1717.5	1745	1772.5
10	Channel	343000	349000	355000
	Frequency	1715	1745	1775
5	Channel	342500	349000	355500
	Frequency	1712.5	1745	1777.5

5G NR Band n77 (Part27O) Channel and Frequency List				
BW [MHz]	Channel/Frequency(MHz)	Lowest	Middle	Highest
100	Channel	650000	656000	662000
	Frequency	3750	3840	3930
90	Channel	649668	656000	662332
	Frequency	3745.02	3840	3934.98
80	Channel	649334	656000	662666
	Frequency	3740.01	3840	3939.99
70	Channel	649000	656000	663000
	Frequency	3735	3840	3945
60	Channel	648668	656000	663332
	Frequency	3730.02	3840	3949.98
50	Channel	648334	656000	663666
	Frequency	3725.01	3840	3954.99
40	Channel	648000	656000	664000
	Frequency	3720	3840	3960
30	Channel	647668	656000	664332
	Frequency	3715.02	3840	3965
25	Channel	647500	656000	664500
	Frequency	3712.5	3840	3967.5
20	Channel	647334	656000	664666
	Frequency	3710.01	3840	3969.99
15	Channel	647168	656000	664832
	Frequency	3707.52	3840	3972.48
10	Channel	647000	656000	665000
	Frequency	3705	3840	3975

5G NR Band n77 (Part27Q) Channel and Frequency List				
BW [MHz]	Channel/Frequency(MHz)	Lowest	Middle	Highest
100	Channel	-	633334	-
	Frequency	-	3500.01	-
90	Channel	633000	633334	633666
	Frequency	3495	3500.01	3504.99
80	Channel	632668	633334	634000
	Frequency	3490.02	3500.01	3510
70	Channel	632334	633334	634332
	Frequency	3485.01	3500.01	3514.98
60	Channel	632000	633334	634666
	Frequency	3480	3500.01	3519.99
50	Channel	631668	633334	635000
	Frequency	3475.02	3500.01	3525
40	Channel	631334	633334	635332
	Frequency	3470.01	3500.01	3529.98
30	Channel	631000	633334	635666
	Frequency	3465	3500.01	3534.99
25	Channel	630834	633334	635832
	Frequency	3462.51	3500.01	3537.48
20	Channel	630668	633334	636000
	Frequency	3460.02	3500.01	3540
15	Channel	630500	633334	636166
	Frequency	3457.5	3500.01	3542.49
10	Channel	630334	633334	636332
	Frequency	3455.01	3500.01	3544.98

3 Conducted Test Items

3.1 Measuring Instruments

See list of measuring instruments of this test report.

3.1.1 Test Setup

3.1.2 Conducted Output Power

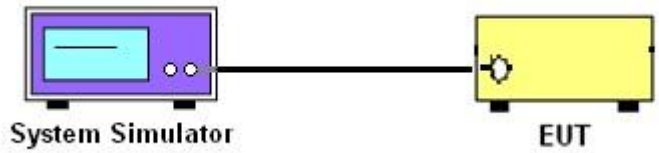

3.1.3 Test Result of Conducted Test

Please refer to Appendix A.

3.2 Conducted Output Power and ERP/EIRP

3.2.1 Description of the Conducted Output Power Measurement and ERP/EIRP Measurement

A system simulator was used to establish communication with the EUT. Its parameters were set to force the EUT transmitting at maximum output power. The measured power in the radio frequency on the transmitter output terminals shall be reported.

The ERP of mobile transmitters must not exceed 7 Watts for 5G NR n5

The ERP of mobile transmitters must not exceed 3 Watts for 5G NR n14

The EIRP of mobile transmitters must not exceed 2 Watts for 5G NR n2

The EIRP of mobile transmitters must not exceed 1 Watts for 5G NR n66

The EIRP of fixed customer premisesequipment stations must not exceed 2W/5MHz for 5G NR n30

According to KDB 412172 D01 Power Approach,

EIRP = $P_T + G_T – L_C$, ERP = EIRP -2.15, where

P_T = transmitter output power in dBm

G_T = gain of the transmitting antenna in dBi

L_C = signal attenuation in the connecting cable between the transmitter and antenna in dB

The MIMO mode is completely uncorrelated, so the directional gain is selected the maximum gain among all antennas.

3.2.2 Test Procedures

1. The transmitter output port was connected to the system simulator.
2. Set EUT at maximum power through the system simulator.
3. Select lowest, middle, and highest channels for each band and different modulation.
4. Measure and record the power level from the system simulator.

4 Radiated Test Items

4.1 Measuring Instruments

See list of measuring instruments of this test report.

4.1.1 Test Setup

For radiated test below 30MHz

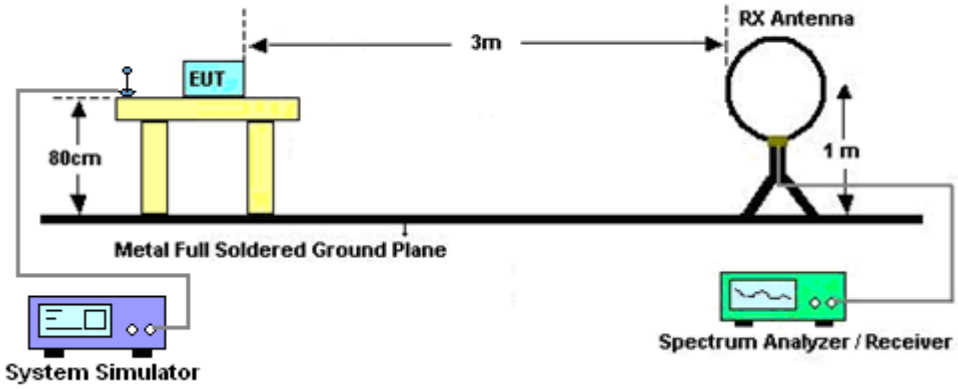

For radiated test from 30MHz to 1GHz

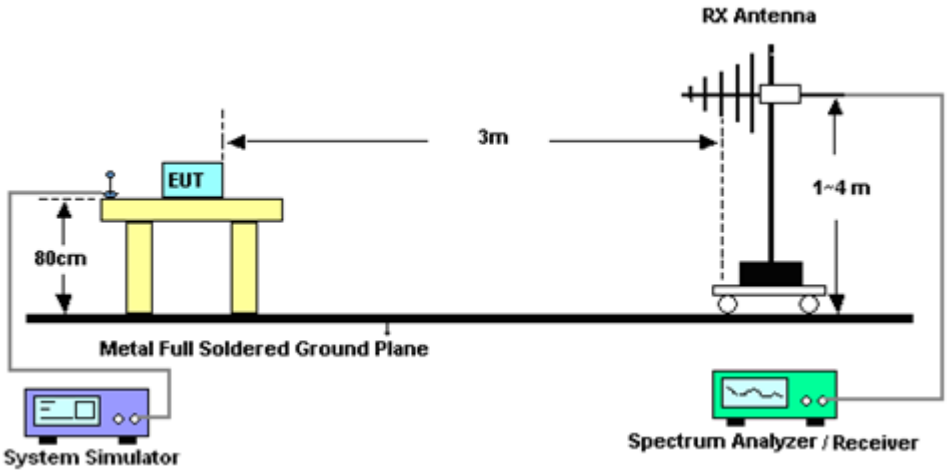

For radiated test from 1GHz to 18GHz

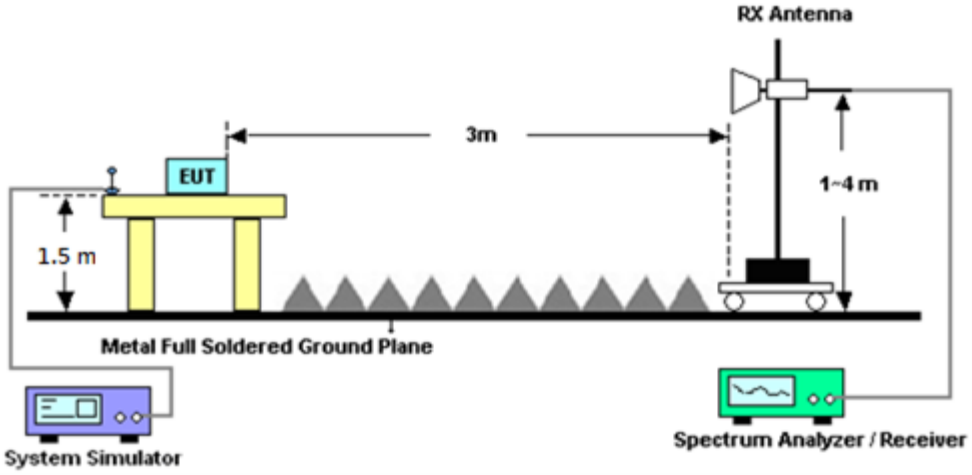

For radiated test above 18GHz

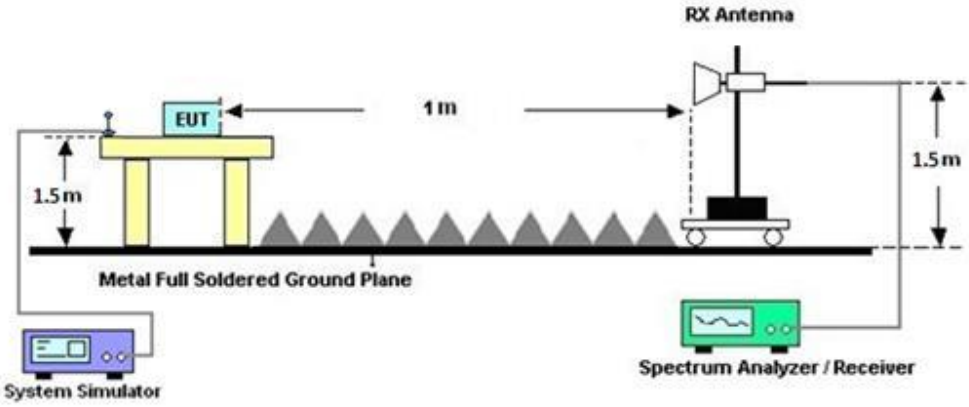

4.1.2 Test Result of Radiated Test

Please refer to Appendix B.

Note:

The low frequency, which started from 9 kHz to 30MHz, was pre-scanned and the result which was 20dB lower than the limit line was not reported.

There is adequate comparison measurement of both open-field test site and alternative test site - semi-Anechoic chamber according to 414788 D01 Radiated Test Site v01r01, and the result came out very similar.

4.2 Radiated Spurious Emission Measurement

4.2.1 Description of Radiated Spurious Emission Measurement

The radiated spurious emission was measured by substitution method according to ANSI / TIA-603-E. The power of any emission outside of the authorized operating frequency ranges must be attenuated below the transmitter power (P) by a factor of at least 43 + 10 log (P) dB

For 5G NR n30

The power of any emission outside of the authorized operating frequency ranges must be attenuated below the transmitter power (P) by a factor of at least 70 + 10 log (P) dB.

For 5G NR n14

For operations in the 758-775 MHz and 788-805 MHz bands, all emissions including harmonics in the band 1559–1610 MHz shall be limited to -70 dBW/MHz equivalent isotropically radiated power (EIRP) for wideband signals, and -80 dBW EIRP for discrete emissions of less than 700 Hz bandwidth. For the purpose of equipment authorization, a transmitter shall be tested with an antenna that is representative of the type that will be used with the equipment in normal operation.

The spectrum is scanned from 30 MHz up to a frequency including its 10th harmonic.

4.2.2 Test Procedures

The testing follows FCC KDB 971168 D01 v03r01 Section 7 and ANSI C63.26-2015 section 5.5.4 Radiated measurement using the field strength method.

1. The EUT was placed on a turntable with 0.8 meter for frequency below 1GHz and 1.5 meter for frequency above 1GHz respectively above ground.
2. The EUT was set 3 meters from the receiving antenna, which was mounted on the antenna tower.
3. The table was rotated 360 degrees to determine the position of the highest spurious emission.
4. The height of the receiving antenna is varied between one meter and four meters to search the maximum spurious emission for both horizontal and vertical polarizations.
5. Make the measurement with the spectrum analyzer's RBW = 1MHz, VBW = 3MHz, taking the record of maximum spurious emission.
6. To convert spectrum reading E(dBuV/m) to EIRP(dBm)

   EIRP(dBm) = Level (dBuV/m) + 20log(d) -104.77,

   where d is the distance at which filed strength limit is specified in the rules
7. Field Strength Level (dBm) = Spectrum Reading (dBm) + Antenna Factor + Cable Loss + Read Level - Preamp Factor.
8. ERP (dBm) = EIRP (dBm) - 2.15
9. The RF fundamental frequency should be excluded against the limit line in the operating frequency band.

5 List of Measuring Equipment

Instrument	Brand Name	Model No.	Serial No.	Characteristics	Calibration Date	Test Date	Due Date	Remark
Loop Antenna	Rohde & Schwarz	HFH2-Z2E	101108	9 kHz~30 MHz	Dec. 18, 2024	Oct. 08, 2025~ Oct. 22, 2025	Dec. 17, 2025	Radiation (03CH15-HY)
Bilog Antenna	TESEQ	CBL 6111D & 00800N1D01N -06	37059 & 01	30MHz~1GHz	Mar. 01, 2025	Oct. 08, 2025~ Oct. 22, 2025	Feb. 28, 2026	Radiation (03CH15-HY)
Horn Antenna	SCHWARZBECK	BBHA 9120 D	9120D-02294	1GHz~18GHz	Jun. 06, 2025	Oct. 08, 2025~ Oct. 22, 2025	Jun. 05, 2026	Radiation (03CH15-HY)
SHF-EHF Horn Antenna	SCHWARZBECK	BBHA 9170	1223	18GHz~40GHz	Jul. 02, 2025	Oct. 08, 2025~ Oct. 22, 2025	Jul. 01, 2026	Radiation (03CH15-HY)
Amplifier	EMEC	EM1G18G	060837	1GHz~18GHz	Feb. 13, 2025	Oct. 08, 2025~ Oct. 22, 2025	Feb. 12, 2026	Radiation (03CH15-HY)
Preamplifier	EM Electronics	EM01G18G	060802	1GHz~18GHz	Feb. 14, 2025	Oct. 08, 2025~ Oct. 22, 2025	Feb. 13, 2026	Radiation (03CH15-HY)
Preamplifier	EMEC	EM18G40G	060801	18GHz~40GHz	May 26, 2025	Oct. 08, 2025~ Oct. 22, 2025	May 25, 2026	Radiation (03CH15-HY)
Preamplifier	SONOMA	310N	363440	9 kHz~1GHz	Dec. 24, 2024	Oct. 08, 2025~ Oct. 22, 2025	Dec. 23, 2025	Radiation (03CH15-HY)
EMI Test Reveiver	Agilent	N9038A(MXE)	MY53290045	20Hz~8.4GHz	Apr. 21, 2025	Oct. 08, 2025~ Oct. 22, 2025	Apr. 20, 2026	Radiation (03CH15-HY)
Spectrum Analyzer	Keysight	N9010B	MY60241058	10Hz~44Gz	Jul. 15, 2025	Oct. 08, 2025~ Oct. 22, 2025	Jul. 14, 2026	Radiation (03CH15-HY)
Antenna Mast	ChainTek	MBS-520-1	N/A	1m~4m	N/A	Oct. 08, 2025~ Oct. 22, 2025	N/A	Radiation (03CH15-HY)
Turn Table	ChainTek	T-200-S-1	N/A	0~360 Degree	N/A	Oct. 08, 2025~ Oct. 22, 2025	N/A	Radiation (03CH15-HY)
Software	Audix	E3_V9_230621	RK-002394	N/A	N/A	Oct. 08, 2025~ Oct. 22, 2025	N/A	Radiation (03CH15-HY)
RF Cable	HUBER + SUHNER	SUCOFLEX 102	MY519228/2, 803950/2,508407/2E	30MHz~40GHz	Sep. 24, 2025	Oct. 08, 2025~ Oct. 22, 2025	Sep. 23, 2026	Radiation (03CH15-HY)
RF Cable	HUBER + SUHNER	SUCOFLEX 102	804011/2,804012/2	18-40G	Dec. 31, 2024	Oct. 08, 2025~ Oct. 22, 2025	Dec. 30, 2025	Radiation (03CH15-HY)
Hygrometer	TECPEL	DTM-302	SN2	N/A	Aug. 26, 2025	Oct. 08, 2025~ Oct. 22, 2025	Aug. 25, 2026	Radiation (03CH15-HY)
Signal Analyzer	Rohde & Schwarz	FSV3044	101049	10Hz~44GHz	Jul. 04, 2025	Oct. 09, 2025~ Oct. 21, 2025	Jul. 03, 2026	Conducted (TH03-HY)
Hygrometer	TECPEL	DTM-303B	TP200886	NA	Mar. 03, 2025	Oct. 09, 2025~ Oct. 21, 2025	Mar. 02, 2026	Conducted (TH03-HY)
Base Station (Measure)	Anritsu	MT8821C	6262116730	LTE	Jul. 17, 2025	Oct. 09, 2025~ Oct. 21, 2025	Jul. 16, 2026	Conducted (TH03-HY)
Base Station (Measure)	Anritsu	MT8000A	6262134933	FR1	Jul. 18, 2025	Oct. 09, 2025~ Oct. 21, 2025	Jul. 17, 2026	Conducted (TH03-HY)
Coupler	MVE	MVE-4816	A400014	N/A	Mar. 07, 2025	Oct. 09, 2025~ Oct. 21, 2025	Mar. 06, 2026	Conducted (TH03-HY)
Power divider	Anritsu	K241C	2143398	9KHz~40GHz	Jun. 13, 2025	Oct. 09, 2025~ Oct. 21, 2025	Jun. 12, 2026	Conducted (TH03-HY)
RF Cable	MVE	MCBL-LL403P.50	E80002C	9KHz~40GHz	Aug. 01, 2025	Oct. 09, 2025~ Oct. 21, 2025	Jul. 31, 2026	Conducted (TH03-HY)
Software 1	Sporton	FCC 5GNR_FSV3044_20231106	N/A	Conducted Test Item	N/A	Oct. 09, 2025~ Oct. 21, 2025	N/A	Conducted (TH03-HY)

6 Measurement Uncertainty

Uncertainty of Radiated Emission Measurement (30 MHz ~ 1000 MHz)

Measuring Uncertainty for a Level of Confidence of 95% (U = 2Uc(y))	6.7 dB

Uncertainty of Radiated Emission Measurement (1 GHz ~ 6 GHz)

Measuring Uncertainty for a Level of Confidence of 95% (U = 2Uc(y))	5.4 dB

Uncertainty of Radiated Emission Measurement (6 GHz ~ 18 GHz)

Measuring Uncertainty for a Level of Confidence of 95% (U = 2Uc(y))	5.6 dB

Uncertainty of Radiated Emission Measurement (18 GHz ~ 40 GHz)

Measuring Uncertainty for a Level of Confidence of 95% (U = 2Uc(y))	5.7 dB

Appendix A. Test Results of Conducted Test

Conducted Output Power (Average power and ERI/EIRP)

<SISO Mode>

NR n2 Maximum Average Power [dBm] (GT - LC = 8.5 dB)								
BW [MHz]	RB Size	RB Offset	Mod	Lowest	Middle	Highest	EIRP (dBm)	EIRP(W)
5	1	1	PI/2 BPSK	23.61	23.74	23.39	32.30	1.6982
5	1	23		23.63	23.67	23.28		
5	12	6		23.69	23.71	23.42		
5	1	0		23.06	23.25	22.83		
5	1	24		23.03	23.08	22.73		
5	25	0		23.16	23.16	22.87		
5	1	1	QPSK	23.64	23.80	23.34		
5	1	23		23.67	23.69	23.30		
5	12	6		23.62	23.69	23.37		
5	1	0		22.56	22.72	22.30		
5	1	24		22.60	22.56	22.22		
5	25	0		22.57	22.65	22.30		
5	1	1	16-QAM	22.60	22.74	22.34	31.24	1.3305
Limit	EIRP < 2W			Result			Pass	

NR n2 Maximum Average Power [dBm] (GT - LC = 8.5 dB)								
BW [MHz]	RB Size	RB Offset	Mod	Lowest	Middle	Highest	EIRP (dBm)	EIRP(W)
10	1	1	PI/2 BPSK	23.66	23.82	23.59	32.32	1.7061
10	1	50		23.75	23.74	23.36		
10	25	12		23.76	23.69	23.51		
10	1	0		23.08	23.14	22.88		
10	1	51		23.14	23.07	22.77		
10	50	0		23.21	23.13	22.90		
10	1	1	QPSK	23.65	23.80	23.53		
10	1	50		23.81	23.68	23.34		
10	25	12		23.77	23.68	23.40		
10	1	0		22.64	22.76	22.45		
10	1	51		22.67	22.62	22.34		
10	50	0		22.75	22.72	22.34		
10	1	1	16-QAM	22.54	22.70	22.42	31.20	1.3183
Limit	EIRP < 2W			Result			Pass	

NR n2 Maximum Average Power [dBm] (GT - LC = 8.5 dB)								
BW [MHz]	RB Size	RB Offset	Mod	Lowest	Middle	Highest	EIRP (dBm)	EIRP(W)
15	1	1	PI/2 BPSK	23.72	23.89	23.43	32.39	1.7338
15	1	77		23.79	23.59	23.22		
15	36	18		23.82	23.82	23.33		
15	1	0		23.23	23.36	22.84		
15	1	78		23.36	23.13	22.74		
15	75	0		23.20	23.25	22.80		
15	1	1	QPSK	23.69	23.88	23.36		
15	1	77		23.80	23.66	23.24		
15	36	18		23.75	23.81	23.25		
15	1	0		22.72	22.88	22.41		
15	1	78		22.85	22.61	22.19		
15	75	0		22.76	22.73	22.22		
15	1	1	16-QAM	22.69	22.83	22.39	31.33	1.3583
Limit	EIRP < 2W			Result			Pass	

NR n2 Maximum Average Power [dBm] (GT - LC = 8.5 dB)								
BW [MHz]	RB Size	RB Offset	Mod	Lowest	Middle	Highest	EIRP (dBm)	EIRP(W)
20	1	1	PI/2 BPSK	23.71	23.88	23.58	32.46	1.7620
20	1	104		23.96	23.49	23.30		
20	50	25		23.84	23.66	23.48		
20	1	0		23.12	23.23	22.98		
20	1	105		23.31	22.96	22.71		
20	100	0		23.32	23.24	22.87		
20	1	1	QPSK	23.68	23.93	23.62		
20	1	104		23.95	23.60	23.28		
20	50	25		23.78	23.75	23.44		
20	1	0		22.60	22.78	22.45		
20	1	105		22.86	22.50	22.27		
20	100	0		22.83	22.77	22.44		
20	1	1	16-QAM	22.62	22.75	22.51	31.25	1.3335
Limit	EIRP < 2W			Result			Pass	

NR n2 Maximum Average Power [dBm] (GT - LC = 8.5 dB)								
BW [MHz]	RB Size	RB Offset	Mod	Lowest	Middle	Highest	EIRP (dBm)	EIRP(W)
25	1	1	PI/2 BPSK	23.71	24.00	23.83	32.50	1.7783
25	1	131		23.92	23.62	23.41		
25	64	32		23.95	23.72	23.59		
25	1	0		23.24	23.48	23.32		
25	1	132		23.47	23.06	22.86		
25	128	0		23.32	23.24	22.99		
25	1	1	QPSK	23.70	23.87	23.82		
25	1	131		23.87	23.62	23.40		
25	64	32		23.87	23.86	23.48		
25	1	0		22.75	22.91	22.82		
25	1	132		23.00	22.62	22.37		
25	128	0		22.82	22.72	22.53		
25	1	1	16-QAM	22.69	22.94	22.79	31.44	1.3932
Limit	EIRP < 2W			Result			Pass	

NR n2 Maximum Average Power [dBm] (GT - LC = 8.5 dB)								
BW [MHz]	RB Size	RB Offset	Mod	Lowest	Middle	Highest	EIRP (dBm)	EIRP(W)
30	1	1	PI/2 BPSK	23.94	24.02	24.06	32.60	1.8197
30	1	158		24.10	23.62	23.33		
30	80	40		24.05	23.72	23.68		
30	1	0		23.27	23.55	23.46		
30	1	159		23.42	23.00	22.86		
30	160	0		23.36	23.22	23.01		
30	1	1	QPSK	23.95	24.04	24.06		
30	1	158		23.95	23.62	23.36		
30	80	40		24.00	23.73	23.54		
30	1	0		22.81	22.96	22.99		
30	1	159		22.90	22.55	22.39		
30	160	0		22.94	22.76	22.51		
30	1	1	16-QAM	22.79	22.93	22.90	31.43	1.3900
Limit	EIRP < 2W			Result			Pass	

NR n2 Maximum Average Power [dBm] (GT - LC = 8.5 dB)								
BW [MHz]	RB Size	RB Offset	Mod	Lowest	Middle	Highest	EIRP (dBm)	EIRP(W)
35	1	1	PI/2 BPSK	23.71	23.91	23.81	32.62	1.8281
35	1	186		23.71	23.47	23.35		
35	90	45		24.12	23.73	23.68		
35	1	0		23.22	23.37	23.39		
35	1	187		23.18	22.97	22.79		
35	180	0		23.38	23.26	23.14		
35	1	1	QPSK	23.72	23.92	23.83		
35	1	186		23.67	23.52	23.33		
35	90	45		23.95	23.82	23.62		
35	1	0		22.75	22.89	22.76		
35	1	187		22.75	22.51	22.30		
35	180	0		22.87	22.77	22.54		
35	1	1	16-QAM	22.70	22.84	22.77	31.34	1.3614
Limit	EIRP < 2W			Result			Pass	

NR n2 Maximum Average Power [dBm] (GT - LC = 8.5 dB)								
BW [MHz]	RB Size	RB Offset	Mod	Lowest	Middle	Highest	EIRP (dBm)	EIRP(W)
40	1	1	PI/2 BPSK	23.74	23.84	23.84	32.44	1.7539
40	1	214		23.63	23.34	23.24		
40	108	54		23.94	23.81	23.64		
40	1	0		23.16	23.27	23.35		
40	1	215		23.05	22.80	22.76		
40	216	0		23.19	23.13	23.05		
40	1	1	QPSK	23.69	23.79	23.85		
40	1	214		23.62	23.37	23.24		
40	108	54		23.84	23.67	23.58		
40	1	0		22.72	22.79	22.90		
40	1	215		22.61	22.46	22.31		
40	216	0		22.75	22.66	22.41		
40	1	1	16-QAM	22.69	22.78	22.77	31.28	1.3428
Limit	EIRP < 2W			Result			Pass	

NR n5 Maximum Average Power [dBm] (GT - LC = 6.6 dB)								
BW [MHz]	RB Size	RB Offset	Mod	Lowest	Middle	Highest	ERP (dBm)	ERP(W)
5	1	1	PI/2 BPSK	24.01	23.82	23.66	28.56	0.7178
5	1	23		23.95	23.74	23.45		
5	12	6		24.11	23.84	23.64		
5	1	0		23.52	23.26	23.15		
5	1	24		23.35	23.15	22.80		
5	25	0		23.43	23.27	23.05		
5	1	1	QPSK	23.96	23.80	23.65		
5	1	23		23.90	23.72	23.48		
5	12	6		23.96	23.72	23.56		
5	1	0		22.97	22.80	22.65		
5	1	24		22.88	22.63	22.35		
5	25	0		22.90	22.78	22.51		
5	1	1	16-QAM	22.99	22.70	22.62	27.44	0.5546
Limit	ERP < 7W			Result			Pass	

NR n5 Maximum Average Power [dBm] (GT - LC = 6.6 dB)								
BW [MHz]	RB Size	RB Offset	Mod	Lowest	Middle	Highest	ERP (dBm)	ERP(W)
10	1	1	PI/2 BPSK	23.98	23.87	23.63	28.46	0.7015
10	1	50		23.73	23.72	23.43		
10	25	12		23.98	23.74	23.72		
10	1	0		23.47	23.24	23.04		
10	1	51		23.24	23.11	22.92		
10	50	0		23.37	23.24	23.13		
10	1	1	QPSK	24.01	23.85	23.68		
10	1	50		23.68	23.71	23.43		
10	25	12		23.99	23.70	23.59		
10	1	0		22.86	22.77	22.54		
10	1	51		22.73	22.63	22.33		
10	50	0		22.84	22.71	22.56		
10	1	1	16-QAM	22.72	22.65	22.49	27.17	0.5212
Limit	ERP < 7W			Result			Pass	

NR n5 Maximum Average Power [dBm] (GT - LC = 6.6 dB)								
BW [MHz]	RB Size	RB Offset	Mod	Lowest	Middle	Highest	ERP (dBm)	ERP(W)
15	1	1	PI/2 BPSK	23.84	23.89	23.71	28.36	0.6855
15	1	77		23.61	23.67	23.39		
15	36	18		23.71	23.78	23.55		
15	1	0		23.35	23.40	23.22		
15	1	78		23.12	23.17	22.92		
15	75	0		23.26	23.26	23.05		
15	1	1	QPSK	23.91	23.85	23.72		
15	1	77		23.68	23.65	23.34		
15	36	18		23.72	23.69	23.59		
15	1	0		22.93	22.87	22.70		
15	1	78		22.76	22.65	22.35		
15	75	0		22.67	22.68	22.55		
15	1	1	16-QAM	22.77	22.75	22.61	27.22	0.5272
Limit	ERP < 7W			Result			Pass	

NR n5 Maximum Average Power [dBm] (GT - LC = 6.6 dB)								
BW [MHz]	RB Size	RB Offset	Mod	Lowest	Middle	Highest	ERP (dBm)	ERP(W)
20	1	1	PI/2 BPSK	23.95	23.97	23.86	28.46	0.7015
20	1	104		23.63	23.62	23.43		
20	50	25		23.68	23.79	23.69		
20	1	0		23.40	23.33	23.32		
20	1	105		23.07	22.98	22.84		
20	100	0		23.24	23.23	23.16		
20	1	1	QPSK	23.87	24.01	23.84		
20	1	104		23.68	23.58	23.44		
20	50	25		23.70	23.70	23.65		
20	1	0		22.90	22.85	22.86		
20	1	105		22.51	22.50	22.32		
20	100	0		22.63	22.72	22.62		
20	1	1	16-QAM	22.79	22.85	22.77	27.30	0.5370
Limit	ERP < 7W			Result			Pass	

NR n14 Maximum Average Power [dBm] (GT - LC = 6.4 dB)								
BW [MHz]	RB Size	RB Offset	Mod	Lowest	Middle	Highest	ERP (dBm)	ERP(W)
5	1	1	PI/2 BPSK	24.17	24.08	23.53	28.44	0.6982
5	1	23		23.83	23.54	23.65		
5	12	6		24.19	23.87	23.63		
5	1	0		23.64	23.46	23.34		
5	1	24		23.34	23.12	23.18		
5	25	0		23.63	23.38	23.26		
5	1	1	QPSK	24.13	24.06	23.52		
5	1	23		23.94	23.53	23.66		
5	12	6		24.06	23.69	23.77		
5	1	0		23.07	23.00	22.65		
5	1	24		22.88	22.62	22.66		
5	25	0		23.06	22.71	22.75		
5	1	1	16-QAM	23.11	23.04	22.72	27.36	0.5445
Limit	ERP < 3W			Result			Pass	

NR n14 Maximum Average Power [dBm] (GT - LC = 6.4 dB)								
BW [MHz]	RB Size	RB Offset	Mod	Lowest	Middle	Highest	ERP (dBm)	ERP(W)
10	1	1	PI/2 BPSK	-	24.12	-	28.37	0.6871
10	1	50		-	23.76	-		
10	25	12		-	23.86	-		
10	1	0		-	23.62	-		
10	1	51		-	23.19	-		
10	50	0		-	23.48	-		
10	1	1	QPSK	-	24.06	-		
10	1	50		-	23.72	-		
10	25	12		-	23.82	-		
10	1	0		-	23.17	-		
10	1	51		-	22.70	-		
10	50	0		-	22.93	-		
10	1	1	16-QAM	-	22.88	-	27.13	0.5164
Limit	ERP < 3W			Result			Pass	

NR n30 Maximum Average Power [dBm] (GT - LC = 8.5 dB)								
BW [MHz]	RB Size	RB Offset	Mod	Lowest	Middle	Highest	EIRP (dBm)	EIRP(W)
5	1	1	PI/2 BPSK	24.18	24.23	24.21	32.73	1.8750
5	1	23		24.17	24.11	24.07		
5	12	6		24.19	24.20	24.20		
5	1	0		23.59	23.65	23.59		
5	1	24		23.47	23.59	23.50		
5	25	0		23.64	23.64	23.66		
5	1	1	QPSK	24.13	24.22	24.14		
5	1	23		24.07	24.07	24.06		
5	12	6		24.13	24.15	24.08		
5	1	0		23.11	23.19	23.17		
5	1	24		23.03	23.04	23.05		
5	25	0		23.09	23.14	23.13		
5	1	1	16-QAM	23.01	23.25	22.95	31.75	1.4962
5	1	1	64-QAM	21.91	21.74	21.88		
5	1	1	256-QAM	18.82	19.12	19.15		
Limit	EIRP < 2 W/5MHz			Result			Pass	

Total EIRP power is less than partial EIRP limit 2 W/5MHz.

NR n30 Maximum Average Power [dBm] (GT - LC = 8.5 dB)								
BW [MHz]	RB Size	RB Offset	Mod	Lowest	Middle	Highest	EIRP (dBm)	EIRP(W)
10	1	1	PI/2 BPSK	-	24.13	-	32.66	1.8450
10	1	50		-	24.08	-		
10	25	12		-	24.14	-		
10	1	0		-	23.44	-		
10	1	51		-	23.45	-		
10	50	0		-	23.51	-		
10	1	1	QPSK	-	24.08	-		
10	1	50		-	23.99	-		
10	25	12		-	24.16	-		
10	1	0		-	23.06	-		
10	1	51		-	22.94	-		
10	50	0		-	23.12	-		
10	1	1	16-QAM	-	22.95	-	31.45	1.3964
10	1	1	64-QAM	-	21.85	-		
10	1	1	256-QAM	-	19.56	-		
Limit	EIRP < 2 W/5MHz			Result			Pass	

Total EIRP power is less than partial EIRP limit 2W/5MHz.

NR n66 Maximum Average Power [dBm] (GT - LC = 5.5 dB)								
BW [MHz]	RB Size	RB Offset	Mod	Lowest	Middle	Highest	EIRP (dBm)	EIRP(W)
5	1	1	PI/2 BPSK	23.70	23.86	23.47	29.47	0.8851
5	1	23		23.64	23.84	23.52		
5	12	6		23.83	23.97	23.56		
5	1	0		23.15	23.31	22.89		
5	1	24		23.13	23.32	22.92		
5	25	0		23.24	23.35	22.99		
5	1	1	QPSK	23.75	23.75	23.51		
5	1	23		23.60	23.75	23.53		
5	12	6		23.78	23.84	23.51		
5	1	0		22.69	22.75	22.50		
5	1	24		22.58	22.75	22.35		
5	25	0		22.70	22.87	22.49		
5	1	1	16-QAM	22.72	22.84	22.41	28.34	0.6823
Limit	EIRP < 1W			Result			Pass	

NR n66 Maximum Average Power [dBm] (GT - LC = 5.5 dB)								
BW [MHz]	RB Size	RB Offset	Mod	Lowest	Middle	Highest	EIRP (dBm)	EIRP(W)
10	1	1	PI/2 BPSK	23.79	23.78	23.70	29.42	0.8750
10	1	50		22.90	23.85	23.54		
10	25	12		23.71	23.92	23.55		
10	1	0		23.12	23.29	23.02		
10	1	51		22.43	23.21	22.93		
10	50	0		23.13	23.37	23.00		
10	1	1	QPSK	23.75	23.90	23.55		
10	1	50		22.87	23.87	23.50		
10	25	12		23.62	23.76	23.57		
10	1	0		22.63	22.69	22.43		
10	1	51		21.90	22.69	22.39		
10	50	0		22.59	22.83	22.54		
10	1	1	16-QAM	22.63	22.78	22.44	28.28	0.6730
Limit	EIRP < 1W			Result			Pass	

NR n66 Maximum Average Power [dBm] (GT - LC = 5.5 dB)								
BW [MHz]	RB Size	RB Offset	Mod	Lowest	Middle	Highest	EIRP (dBm)	EIRP(W)
15	1	1	PI/2 BPSK	23.75	23.89	23.66	29.42	0.8750
15	1	77		22.73	23.92	23.36		
15	36	18		23.25	23.86	23.53		
15	1	0		23.17	23.34	23.12		
15	1	78		22.32	23.40	22.92		
15	75	0		22.89	23.36	23.04		
15	1	1	QPSK	23.71	23.84	23.64		
15	1	77		22.70	23.88	23.43		
15	36	18		23.16	23.80	23.58		
15	1	0		22.74	22.85	22.60		
15	1	78		21.76	22.88	22.40		
15	75	0		22.31	22.90	22.53		
15	1	1	16-QAM	22.71	22.83	22.64	28.33	0.6808
Limit	EIRP < 1W			Result			Pass	

NR n66 Maximum Average Power [dBm] (GT - LC = 5.5 dB)								
BW [MHz]	RB Size	RB Offset	Mod	Lowest	Middle	Highest	EIRP (dBm)	EIRP(W)
20	1	1	PI/2 BPSK	23.75	23.83	23.56	29.40	0.8710
20	1	104		23.19	23.85	23.43		
20	50	25		22.92	23.87	23.63		
20	1	0		23.20	23.35	22.97		
20	1	105		22.82	23.24	22.87		
20	100	0		22.71	23.49	23.09		
20	1	1	QPSK	23.70	23.83	23.60		
20	1	104		23.18	23.90	23.47		
20	50	25		22.83	23.86	23.61		
20	1	0		22.63	22.75	22.65		
20	1	105		22.25	22.77	22.41		
20	100	0		22.11	22.99	22.62		
20	1	1	16-QAM	22.60	22.74	22.57	28.24	0.6668
Limit	EIRP < 1W			Result			Pass	

NR n66 Maximum Average Power [dBm] (GT - LC = 5.5 dB)								
BW [MHz]	RB Size	RB Offset	Mod	Lowest	Middle	Highest	EIRP (dBm)	EIRP(W)
25	1	1	PI/2 BPSK	23.83	23.88	23.89	29.61	0.9141
25	1	131		23.95	23.99	23.41		
25	64	32		22.79	24.11	23.75		
25	1	0		23.28	23.27	23.42		
25	1	132		23.43	23.37	22.98		
25	128	0		22.82	23.34	23.15		
25	1	1	QPSK	23.88	23.93	23.91		
25	1	131		23.93	23.78	23.55		
25	64	32		22.67	23.93	23.72		
25	1	0		22.88	22.90	22.96		
25	1	132		22.97	22.98	22.50		
25	128	0		22.27	22.91	22.66		
25	1	1	16-QAM	22.84	22.84	22.88	28.38	0.6887
Limit	EIRP < 1W			Result			Pass	

NR n66 Maximum Average Power [dBm] (GT - LC = 5.5 dB)								
BW [MHz]	RB Size	RB Offset	Mod	Lowest	Middle	Highest	EIRP (dBm)	EIRP(W)
30	1	1	PI/2 BPSK	23.89	23.53	24.09	29.62	0.9162
30	1	158		24.08	23.79	23.68		
30	80	40		22.92	24.05	23.79		
30	1	0		23.29	23.07	23.40		
30	1	159		23.51	23.29	23.04		
30	160	0		22.94	23.43	23.21		
30	1	1	QPSK	24.00	23.52	23.98		
30	1	158		24.12	23.82	23.65		
30	80	40		22.85	24.00	23.74		
30	1	0		22.86	22.54	23.02		
30	1	159		22.99	22.84	22.54		
30	160	0		22.44	22.89	22.63		
30	1	1	16-QAM	22.68	22.52	22.94	28.44	0.6982
Limit	EIRP < 1W			Result			Pass	

NR n66 Maximum Average Power [dBm] (GT - LC = 5.5 dB)								
BW [MHz]	RB Size	RB Offset	Mod	Lowest	Middle	Highest	EIRP (dBm)	EIRP(W)
35	1	1	PI/2 BPSK	23.77	22.95	23.92	29.57	0.9057
35	1	186		24.04	23.52	23.57		
35	90	45		23.07	23.97	23.86		
35	1	0		23.20	22.45	23.39		
35	1	187		23.48	22.98	23.04		
35	180	0		23.20	23.38	23.15		
35	1	1	QPSK	23.83	22.93	23.91		
35	1	186		24.07	23.48	23.48		
35	90	45		23.01	23.92	23.73		
35	1	0		22.83	21.96	22.94		
35	1	187		23.05	22.71	22.54		
35	180	0		22.67	22.87	22.67		
35	1	1	16-QAM	22.71	21.98	22.91	28.41	0.6934
Limit	EIRP < 1W			Result			Pass	

NR n66 Maximum Average Power [dBm] (GT - LC = 5.5 dB)								
BW [MHz]	RB Size	RB Offset	Mod	Lowest	Middle	Highest	EIRP (dBm)	EIRP(W)
40	1	1	PI/2 BPSK	23.77	22.71	23.86	29.58	0.9078
40	1	214		24.04	23.54	23.54		
40	108	54		23.63	24.08	23.80		
40	1	0		23.22	22.34	23.36		
40	1	215		23.46	23.21	23.04		
40	216	0		23.38	23.36	23.22		
40	1	1	QPSK	23.76	22.68	23.83		
40	1	214		24.04	23.60	23.43		
40	108	54		23.58	23.89	23.78		
40	1	0		22.82	21.71	22.85		
40	1	215		23.04	22.77	22.52		
40	216	0		22.82	22.87	22.69		
40	1	1	16-QAM	22.74	21.66	22.90	28.40	0.6918
Limit	EIRP < 1W			Result			Pass	

NR n66 Maximum Average Power [dBm] (GT - LC = 5.5 dB)								
BW [MHz]	RB Size	RB Offset	Mod	Lowest	Middle	Highest	EIRP (dBm)	EIRP(W)
45	1	1	PI/2 BPSK	23.87	22.67	24.11	29.61	0.9141
45	1	239		24.10	23.80	23.65		
45	120	60		24.01	24.04	24.00		
45	1	0		23.47	22.19	23.49		
45	1	238		24.09	23.82	23.69		
45	240	0		23.65	23.67	23.67		
45	1	1	QPSK	23.87	22.66	24.04		
45	1	239		24.05	23.91	23.67		
45	120	60		23.94	24.00	24.00		
45	1	0		22.83	21.77	23.05		
45	1	238		24.07	23.79	23.61		
45	240	0		23.09	23.08	23.10		
45	1	1	16-QAM	22.92	21.70	23.03	28.53	0.7129
Limit	EIRP < 1W			Result			Pass	

Part 27O NR n77 PC2 Maximum Average Power [dBm] (GT - LC = 2.5 dB)								
BW [MHz]	RB Size	RB Offset	Mod	Lowest	Middle	Highest	EIRP (dBm)	EIRP(W)
10	1	1	PI/2 BPSK	26.75	26.32	26.69	29.34	0.8590
10	1	22		26.83	26.39	26.82		
10	12	6		26.84	26.28	26.79		
10	1	0		23.13	22.67	23.07		
10	1	23		23.29	22.76	23.21		
10	24	0		26.36	25.83	26.20		
10	1	1	QPSK	26.71	26.26	26.63		
10	1	22		26.82	26.37	26.75		
10	12	6		26.70	26.28	26.75		
10	1	0		23.16	22.73	23.08		
10	1	23		23.18	22.81	23.18		
10	24	0		25.76	25.30	25.69		
10	1	1	16-QAM	25.59	25.17	25.55	28.09	0.6442
Limit	EIRP < 1W			Result			Pass	

Part 27O NR n77 PC2 Maximum Average Power [dBm] (GT - LC = 2.5 dB)								
BW [MHz]	RB Size	RB Offset	Mod	Lowest	Middle	Highest	EIRP (dBm)	EIRP(W)
15	1	1	PI/2 BPSK	26.86	26.47	26.89	29.57	0.9057
15	1	36		26.87	26.42	27.01		
15	18	9		26.97	26.49	27.07		
15	1	0		23.23	22.90	23.48		
15	1	37		23.35	22.96	23.60		
15	36	0		26.37	25.96	26.56		
15	1	1	QPSK	26.84	26.31	26.90		
15	1	36		26.87	26.37	26.92		
15	18	9		26.88	26.45	27.00		
15	1	0		23.38	22.89	23.51		
15	1	37		23.43	22.94	23.55		
15	36	0		25.83	25.40	25.98		
15	1	1	16-QAM	25.65	25.35	25.75	28.25	0.6683
Limit	EIRP < 1W			Result			Pass	

Part 27O NR n77 PC2 Maximum Average Power [dBm] (GT - LC = 2.5 dB)								
BW [MHz]	RB Size	RB Offset	Mod	Lowest	Middle	Highest	EIRP (dBm)	EIRP(W)
20	1	1	PI/2 BPSK	26.82	26.34	26.94	29.55	0.9016
20	1	49		26.80	26.42	27.02		
20	25	12		26.91	26.48	27.05		
20	1	0		23.32	22.89	23.42		
20	1	50		23.16	22.80	23.51		
20	50	0		26.46	26.05	26.59		
20	1	1	QPSK	26.82	26.31	26.95		
20	1	49		26.68	26.36	26.96		
20	25	12		26.87	26.46	27.00		
20	1	0		23.23	22.77	23.40		
20	1	50		23.20	22.81	23.51		
20	50	0		25.93	25.50	26.07		
20	1	1	16-QAM	25.59	24.94	25.68	28.18	0.6577
Limit	EIRP < 1W			Result			Pass	

Part 27O NR n77 PC2 Maximum Average Power [dBm] (GT - LC = 2.5 dB)								
BW [MHz]	RB Size	RB Offset	Mod	Lowest	Middle	Highest	EIRP (dBm)	EIRP(W)
25	1	1	PI/2 BPSK	27.01	26.54	26.91	29.65	0.9226
25	1	63		26.89	26.57	27.02		
25	32	16		27.15	26.65	27.08		
25	1	0		23.51	23.08	23.47		
25	1	64		23.42	23.07	23.57		
25	64	0		26.51	26.08	26.51		
25	1	1	QPSK	26.96	26.53	26.91		
25	1	63		26.89	26.51	26.99		
25	32	16		27.09	26.55	27.05		
25	1	0		23.56	23.11	23.53		
25	1	64		23.34	23.09	23.56		
25	64	0		26.04	25.56	26.02		
25	1	1	16-QAM	25.95	25.48	25.79	28.45	0.6998
Limit	EIRP < 1W			Result			Pass	

Part 27O NR n77 PC2 Maximum Average Power [dBm] (GT - LC = 2.5 dB)								
BW [MHz]	RB Size	RB Offset	Mod	Lowest	Middle	Highest	EIRP (dBm)	EIRP(W)
30	1	1	PI/2 BPSK	27.04	26.74	27.12	29.62	0.9162
30	1	76		27.07	26.57	27.07		
30	36	18		27.11	26.69	27.10		
30	1	0		23.50	23.12	23.58		
30	1	77		23.51	23.00	23.50		
30	75	0		26.53	26.15	26.55		
30	1	1	QPSK	26.99	26.60	27.05		
30	1	76		27.04	26.49	27.03		
30	36	18		27.08	26.58	27.07		
30	1	0		23.40	22.99	23.39		
30	1	77		23.48	22.97	23.56		
30	75	0		26.00	25.56	26.04		
30	1	1	16-QAM	25.82	25.58	25.78	28.32	0.6792
Limit	EIRP < 1W			Result			Pass	

Part 27O NR n77 PC2 Maximum Average Power [dBm] (GT - LC = 2.5 dB)								
BW [MHz]	RB Size	RB Offset	Mod	Lowest	Middle	Highest	EIRP (dBm)	EIRP(W)
40	1	1	PI/2 BPSK	26.95	26.51	26.70	29.60	0.9120
40	1	104		26.88	26.49	26.89		
40	50	25		27.10	26.71	27.06		
40	1	0		23.45	22.92	23.25		
40	1	105		23.40	23.02	23.47		
40	100	0		26.52	26.10	26.49		
40	1	1	QPSK	26.96	26.36	26.65		
40	1	104		26.84	26.44	26.82		
40	50	25		27.07	26.61	27.02		
40	1	0		23.49	22.91	23.20		
40	1	105		23.41	23.02	23.49		
40	100	0		26.01	25.60	26.04		
40	1	1	16-QAM	25.98	25.42	25.70	28.48	0.7047
Limit	EIRP < 1W			Result			Pass	

Part 27O NR n77 PC2 Maximum Average Power [dBm] (GT - LC = 2.5 dB)								
BW [MHz]	RB Size	RB Offset	Mod	Lowest	Middle	Highest	EIRP (dBm)	EIRP(W)
50	1	1	PI/2 BPSK	26.97	26.69	26.92	29.69	0.9311
50	1	131		27.08	26.71	27.04		
50	64	32		27.18	26.84	27.16		
50	1	0		23.46	23.22	23.40		
50	1	132		23.65	23.23	23.60		
50	128	0		26.59	26.24	26.57		
50	1	1	QPSK	26.92	26.56	26.88		
50	1	131		27.07	26.65	26.98		
50	64	32		27.19	26.78	27.08		
50	1	0		23.51	23.14	23.45		
50	1	132		23.59	23.13	23.58		
50	128	0		26.11	25.74	26.06		
50	1	1	16-QAM	25.87	25.62	25.83	28.37	0.6871
Limit	EIRP < 1W			Result			Pass	

Part 27O NR n77 PC2 Maximum Average Power [dBm] (GT - LC = 2.5 dB)								
BW [MHz]	RB Size	RB Offset	Mod	Lowest	Middle	Highest	EIRP (dBm)	EIRP(W)
60	1	1	PI/2 BPSK	26.97	26.46	26.82	29.56	0.9036
60	1	160		26.93	26.60	27.04		
60	81	40		27.01	26.48	27.06		
60	1	0		23.38	23.00	23.28		
60	1	161		23.38	23.07	23.49		
60	162	0		26.48	26.12	26.51		
60	1	1	QPSK	26.98	26.41	26.76		
60	1	160		26.89	26.58	26.97		
60	81	40		26.87	26.50	27.00		
60	1	0		23.43	22.85	23.26		
60	1	161		23.34	22.94	23.52		
60	162	0		26.04	25.60	26.01		
60	1	1	16-QAM	25.79	25.24	25.67	28.29	0.6745
Limit	EIRP < 1W			Result			Pass	

Part 27O NR n77 PC2 Maximum Average Power [dBm] (GT - LC = 2.5 dB)								
BW [MHz]	RB Size	RB Offset	Mod	Lowest	Middle	Highest	EIRP (dBm)	EIRP(W)
70	1	1	PI/2 BPSK	26.86	26.48	26.55	29.69	0.9311
70	1	187		27.09	26.62	27.19		
70	90	45		26.89	26.65	27.02		
70	1	0		23.43	23.00	23.16		
70	1	188		23.50	23.11	23.68		
70	180	0		26.47	26.08	26.43		
70	1	1	QPSK	26.83	26.41	26.54		
70	1	187		27.04	26.56	27.15		
70	90	45		26.99	26.57	26.99		
70	1	0		23.46	22.93	23.15		
70	1	188		23.59	23.07	23.68		
70	180	0		25.91	25.59	25.97		
70	1	1	16-QAM	25.84	25.26	25.50	28.34	0.6823
Limit	EIRP < 1W			Result			Pass	

Part 27O NR n77 PC2 Maximum Average Power [dBm] (GT - LC = 2.5 dB)								
BW [MHz]	RB Size	RB Offset	Mod	Lowest	Middle	Highest	EIRP (dBm)	EIRP(W)
80	1	1	PI/2 BPSK	27.01	26.47	26.64	29.59	0.9099
80	1	215		26.97	26.67	27.06		
80	108	54		27.09	26.74	27.06		
80	1	0		23.50	22.95	23.17		
80	1	216		23.49	23.19	23.60		
80	216	0		26.50	26.07	26.40		
80	1	1	QPSK	26.96	26.48	26.58		
80	1	215		26.94	26.66	27.04		
80	108	54		27.05	26.59	26.98		
80	1	0		23.48	23.03	23.21		
80	1	216		23.49	23.21	23.58		
80	216	0		26.02	25.61	25.92		
80	1	1	16-QAM	25.83	25.33	25.66	28.33	0.6808
Limit	EIRP < 1W			Result			Pass	

Part 27O NR n77 PC2 Maximum Average Power [dBm] (GT - LC = 2.5 dB)								
BW [MHz]	RB Size	RB Offset	Mod	Lowest	Middle	Highest	EIRP (dBm)	EIRP(W)
90	1	1	PI/2 BPSK	27.05	26.58	26.82	29.71	0.9354
90	1	243		27.21	26.72	26.98		
90	120	60		27.10	26.63	27.04		
90	1	0		23.55	23.13	23.37		
90	1	244		23.68	23.27	23.55		
90	243	0		26.57	26.04	26.42		
90	1	1	QPSK	26.86	26.44	26.65		
90	1	243		27.14	26.66	26.89		
90	120	60		27.03	26.56	26.86		
90	1	0		23.44	22.99	23.35		
90	1	244		23.74	23.25	23.53		
90	243	0		26.02	25.53	25.94		
90	1	1	16-QAM	25.83	25.60	25.62	28.33	0.6808
Limit	EIRP < 1W			Result			Pass	

Part 27O NR n77 PC2 Maximum Average Power [dBm] (GT - LC = 2.5 dB)								
BW [MHz]	RB Size	RB Offset	Mod	Lowest	Middle	Highest	EIRP (dBm)	EIRP(W)
100	1	1	PI/2 BPSK	27.02	26.50	26.57	29.52	0.8954
100	1	271		26.95	26.60	26.87		
100	135	67		26.90	26.45	26.68		
100	1	0		23.47	23.09	23.14		
100	1	272		23.50	23.16	23.41		
100	270	0		26.40	25.96	26.22		
100	1	1	QPSK	27.01	26.46	26.54		
100	1	271		26.94	26.52	26.83		
100	135	67		26.87	26.41	26.60		
100	1	0		23.57	23.01	23.08		
100	1	272		23.49	23.09	23.38		
100	270	0		25.94	25.44	25.71		
100	1	1	16-QAM	25.94	25.51	25.43	28.44	0.6982
Limit	EIRP < 1W			Result			Pass	

Part 27Q NR n77 PC2 Maximum Average Power [dBm] (GT - LC = 2.5 dB)								
BW [MHz]	RB Size	RB Offset	Mod	Lowest	Middle	Highest	EIRP (dBm)	EIRP(W)
10	1	1	PI/2 BPSK	26.58	26.66	26.78	29.31	0.8531
10	1	22		26.56	26.70	26.81		
10	12	6		26.58	26.70	26.81		
10	1	0		22.90	23.02	23.21		
10	1	23		22.90	23.04	23.21		
10	24	0		26.00	26.11	26.22		
10	1	1	QPSK	26.48	26.57	26.70		
10	1	22		26.49	26.62	26.74		
10	12	6		26.51	26.63	26.77		
10	1	0		22.99	23.06	23.23		
10	1	23		22.96	23.03	23.23		
10	24	0		25.46	25.56	25.69		
10	1	1	16-QAM	25.45	25.47	25.63	28.13	0.6501
Limit	EIRP < 1W			Result			Pass	

Part 27Q NR n77 PC2 Maximum Average Power [dBm] (GT - LC = 2.5 dB)								
BW [MHz]	RB Size	RB Offset	Mod	Lowest	Middle	Highest	EIRP (dBm)	EIRP(W)
15	1	1	PI/2 BPSK	26.47	26.54	26.72	29.35	0.8610
15	1	36		26.52	26.59	26.79		
15	18	9		26.59	26.68	26.85		
15	1	0		22.98	23.04	23.26		
15	1	37		23.02	23.13	23.31		
15	36	0		26.06	26.10	26.28		
15	1	1	QPSK	26.42	26.49	26.68		
15	1	36		26.45	26.52	26.73		
15	18	9		26.49	26.60	26.79		
15	1	0		22.95	23.03	23.22		
15	1	37		22.97	23.12	23.26		
15	36	0		25.51	25.57	25.78		
15	1	1	16-QAM	25.37	25.51	25.61	28.11	0.6471
Limit	EIRP < 1W			Result			Pass	

Part 27Q NR n77 PC2 Maximum Average Power [dBm] (GT - LC = 2.5 dB)								
BW [MHz]	RB Size	RB Offset	Mod	Lowest	Middle	Highest	EIRP (dBm)	EIRP(W)
20	1	1	PI/2 BPSK	26.64	26.61	26.79	29.36	0.8630
20	1	49		26.61	26.67	26.85		
20	25	12		26.63	26.69	26.86		
20	1	0		23.03	23.05	23.18		
20	1	50		23.02	23.06	23.29		
20	50	0		26.13	26.19	26.35		
20	1	1	QPSK	26.55	26.60	26.75		
20	1	49		26.56	26.62	26.80		
20	25	12		26.57	26.65	26.79		
20	1	0		22.99	23.02	23.22		
20	1	50		22.99	23.02	23.28		
20	50	0		25.63	25.70	25.86		
20	1	1	16-QAM	25.37	25.50	25.71	28.21	0.6622
Limit	EIRP < 1W			Result			Pass	

Part 27Q NR n77 PC2 Maximum Average Power [dBm] (GT - LC = 2.5 dB)								
BW [MHz]	RB Size	RB Offset	Mod	Lowest	Middle	Highest	EIRP (dBm)	EIRP(W)
25	1	1	PI/2 BPSK	26.85	26.67	26.74	29.39	0.8690
25	1	63		26.68	26.74	26.86		
25	32	16		26.79	26.79	26.89		
25	1	0		23.32	23.22	23.25		
25	1	64		23.18	23.24	23.26		
25	64	0		26.31	26.22	26.31		
25	1	1	QPSK	26.78	26.63	26.74		
25	1	63		26.64	26.68	26.71		
25	32	16		26.86	26.71	26.89		
25	1	0		23.34	23.16	23.26		
25	1	64		23.19	23.23	23.29		
25	64	0		25.78	25.68	25.80		
25	1	1	16-QAM	25.62	25.55	25.68	28.18	0.6577
Limit	EIRP < 1W			Result			Pass	

Part 27Q NR n77 PC2 Maximum Average Power [dBm] (GT - LC = 2.5 dB)								
BW [MHz]	RB Size	RB Offset	Mod	Lowest	Middle	Highest	EIRP (dBm)	EIRP(W)
30	1	1	PI/2 BPSK	26.68	26.77	26.97	29.51	0.8933
30	1	76		26.73	26.80	26.99		
30	36	18		26.66	26.76	27.01		
30	1	0		23.16	23.10	23.38		
30	1	77		23.06	23.20	23.40		
30	75	0		26.09	26.22	26.45		
30	1	1	QPSK	26.63	26.70	26.91		
30	1	76		26.65	26.82	26.85		
30	36	18		26.58	26.71	26.95		
30	1	0		23.15	23.12	23.35		
30	1	77		23.04	23.25	23.33		
30	75	0		25.56	25.68	25.92		
30	1	1	16-QAM	25.58	25.57	25.81	28.31	0.6776
Limit	EIRP < 1W			Result			Pass	

Part 27Q NR n77 PC2 Maximum Average Power [dBm] (GT - LC = 2.5 dB)								
BW [MHz]	RB Size	RB Offset	Mod	Lowest	Middle	Highest	EIRP (dBm)	EIRP(W)
40	1	1	PI/2 BPSK	26.67	26.60	26.68	29.41	0.8730
40	1	104		26.60	26.67	26.68		
40	50	25		26.74	26.81	26.91		
40	1	0		23.17	23.07	23.18		
40	1	105		23.16	23.23	23.17		
40	100	0		26.14	26.20	26.31		
40	1	1	QPSK	26.62	26.50	26.61		
40	1	104		26.55	26.66	26.63		
40	50	25		26.71	26.73	26.85		
40	1	0		23.03	23.09	23.16		
40	1	105		23.08	23.17	23.16		
40	100	0		25.66	25.67	25.79		
40	1	1	16-QAM	25.49	25.58	25.59	28.09	0.6442
Limit	EIRP < 1W			Result			Pass	

Part 27Q NR n77 PC2 Maximum Average Power [dBm] (GT - LC = 2.5 dB)								
BW [MHz]	RB Size	RB Offset	Mod	Lowest	Middle	Highest	EIRP (dBm)	EIRP(W)
50	1	1	PI/2 BPSK	26.76	26.70	26.66	29.45	0.8810
50	1	131		26.82	26.90	26.95		
50	64	32		26.80	26.95	26.92		
50	1	0		23.14	23.18	23.15		
50	1	132		23.31	23.43	23.47		
50	128	0		26.22	26.30	26.37		
50	1	1	QPSK	26.58	26.67	26.66		
50	1	131		26.74	26.83	26.79		
50	64	32		26.77	26.93	26.84		
50	1	0		23.20	23.18	23.18		
50	1	132		23.30	23.42	23.39		
50	128	0		25.72	25.86	25.85		
50	1	1	16-QAM	25.59	25.67	25.52	28.17	0.6561
Limit	EIRP < 1W			Result			Pass	

Part 27Q NR n77 PC2 Maximum Average Power [dBm] (GT - LC = 2.5 dB)								
BW [MHz]	RB Size	RB Offset	Mod	Lowest	Middle	Highest	EIRP (dBm)	EIRP(W)
60	1	1	PI/2 BPSK	26.72	26.60	26.64	29.33	0.8570
60	1	160		26.75	26.75	26.83		
60	81	40		26.67	26.65	26.74		
60	1	0		23.00	23.02	23.04		
60	1	161		23.14	23.21	23.29		
60	162	0		26.15	26.21	26.24		
60	1	1	QPSK	26.69	26.55	26.59		
60	1	160		26.69	26.75	26.70		
60	81	40		26.61	26.60	26.67		
60	1	0		22.97	23.01	23.01		
60	1	161		23.15	23.09	23.25		
60	162	0		25.66	25.68	25.76		
60	1	1	16-QAM	25.53	25.51	25.38	28.03	0.6353
Limit	EIRP < 1W			Result			Pass	

Part 27Q NR n77 PC2 Maximum Average Power [dBm] (GT - LC = 2.5 dB)								
BW [MHz]	RB Size	RB Offset	Mod	Lowest	Middle	Highest	EIRP (dBm)	EIRP(W)
70	1	1	PI/2 BPSK	26.59	26.62	26.75	29.34	0.8590
70	1	187		26.74	26.75	26.79		
70	90	45		26.69	26.73	26.84		
70	1	0		23.10	23.17	23.25		
70	1	188		23.22	23.31	23.34		
70	180	0		26.15	26.14	26.28		
70	1	1	QPSK	26.53	26.59	26.59		
70	1	187		26.67	26.71	26.74		
70	90	45		26.66	26.67	26.81		
70	1	0		23.06	23.03	23.26		
70	1	188		23.22	23.29	23.30		
70	180	0		25.67	25.62	25.75		
70	1	1	16-QAM	25.50	25.64	25.63	28.14	0.6516
Limit	EIRP < 1W			Result			Pass	

Part 27Q NR n77 PC2 Maximum Average Power [dBm] (GT - LC = 2.5 dB)								
BW [MHz]	RB Size	RB Offset	Mod	Lowest	Middle	Highest	EIRP (dBm)	EIRP(W)
80	1	1	PI/2 BPSK	26.73	26.56	26.70	29.41	0.8730
80	1	215		26.77	26.83	26.91		
80	108	54		26.74	26.72	26.80		
80	1	0		23.19	23.13	23.23		
80	1	216		23.31	23.32	23.37		
80	216	0		26.15	26.15	26.20		
80	1	1	QPSK	26.64	26.59	26.55		
80	1	215		26.72	26.77	26.82		
80	108	54		26.64	26.65	26.75		
80	1	0		23.21	23.04	23.14		
80	1	216		23.29	23.32	23.39		
80	216	0		25.64	25.68	25.66		
80	1	1	16-QAM	25.62	25.56	25.51	28.12	0.6486
Limit	EIRP < 1W			Result			Pass	

Part 27Q NR n77 PC2 Maximum Average Power [dBm] (GT - LC = 2.5 dB)								
BW [MHz]	RB Size	RB Offset	Mod	Lowest	Middle	Highest	EIRP (dBm)	EIRP(W)
90	1	1	PI/2 BPSK	26.69	26.71	26.69	29.36	0.8630
90	1	243		26.86	26.84	26.81		
90	120	60		26.66	26.70	26.84		
90	1	0		23.19	23.15	23.17		
90	1	244		23.44	23.37	23.21		
90	243	0		26.12	26.17	26.25		
90	1	1	QPSK	26.64	26.53	26.63		
90	1	243		26.82	26.79	26.75		
90	120	60		26.55	26.70	26.77		
90	1	0		23.16	23.22	23.17		
90	1	244		23.40	23.24	23.30		
90	243	0		25.58	25.69	25.77		
90	1	1	16-QAM	25.67	25.62	25.70	28.20	0.6607
Limit	EIRP < 1W			Result			Pass	

Part 27Q NR n77 PC2 Maximum Average Power [dBm] (GT - LC = 2.5 dB)								
BW [MHz]	RB Size	RB Offset	Mod	Lowest	Middle	Highest	EIRP (dBm)	EIRP(W)
100	1	1	PI/2 BPSK	-	26.77	-	29.37	0.8650
100	1	271		-	26.87	-		
100	135	67		-	26.62	-		
100	1	0		-	23.30	-		
100	1	272		-	23.42	-		
100	270	0		-	26.17	-		
100	1	1	QPSK	-	26.72	-		
100	1	271		-	26.83	-		
100	135	67		-	26.55	-		
100	1	0		-	23.25	-		
100	1	272		-	23.38	-		
100	270	0		-	25.68	-		
100	1	1	16-QAM	-	25.75	-	28.25	0.6683
Limit	EIRP < 1W			Result			Pass	

<MIMO Mode>

Part 27O NR n77 PC1.5 Maximum Average Power [dBm] (GT - LC = 1 dB)															
BW	RB	RB	Mod	Antenna 1			Antenna 0			Combine			EIRP	EIRP
(MHz)	Size	Offset		Lowest	Middle	Highest	Lowest	Middle	Highest	Lowest	Middle	Highest	(dBm)	(W)
10	1	1	PI/2 BPSK	25.38	24.97	25.48	25.50	25.35	25.73	28.45	28.17	28.62	29.62	0.9162
10	1	22		25.42	25.05	25.43	25.61	25.39	25.75	28.53	28.23	28.60		
10	12	6		25.43	25.05	25.43	25.54	25.44	25.79	28.50	28.26	28.62		
10	1	0		19.24	18.90	19.63	19.38	19.29	19.70	22.32	22.11	22.68		
10	1	23		19.37	18.96	19.65	19.48	19.33	19.81	22.44	22.16	22.74		
10	24	0		23.89	23.50	24.00	24.00	23.87	24.17	26.96	26.70	27.10		
10	1	1	QPSK	25.29	24.99	25.42	25.45	25.33	25.66	28.38	28.17	28.55		
10	1	22		25.37	25.03	25.51	25.49	25.37	25.70	28.44	28.21	28.62		
10	12	6		25.35	25.02	25.48	25.52	25.37	25.68	28.45	28.21	28.59		
10	1	0		18.74	18.41	18.99	18.86	18.80	19.13	21.81	21.62	22.07		
10	1	23		18.80	18.50	19.09	18.93	18.86	19.31	21.88	21.69	22.21		
10	24	0		23.33	23.04	23.49	23.44	23.35	23.68	26.40	26.21	26.60		
10	1	1	16-QAM	23.88	23.88	24.20	24.02	24.25	24.32	26.96	27.08	27.27	28.27	0.6714
Limit	EIRP < 1W			Result									Pass	

Part 27O NR n77 PC1.5 Maximum Average Power [dBm] (GT - LC = 1 dB)															
BW	RB	RB	Mod	Antenna 1			Antenna 0			Combine			EIRP	EIRP
(MHz)	Size	Offset		Lowest	Middle	Highest	Lowest	Middle	Highest	Lowest	Middle	Highest	(dBm)	(W)
15	1	1	PI/2 BPSK	25.20	24.83	25.43	25.36	25.38	25.73	28.29	28.12	28.59	29.67	0.9268
15	1	36		25.20	24.89	25.43	25.50	25.38	25.72	28.36	28.15	28.59		
15	18	9		25.30	24.95	25.53	25.45	25.43	25.78	28.39	28.21	28.67		
15	1	0		19.32	18.90	19.62	19.39	19.43	19.87	22.37	22.18	22.76		
15	1	37		19.37	18.97	19.61	19.56	19.42	19.86	22.48	22.21	22.75		
15	36	0		23.86	23.43	24.00	23.93	23.91	24.21	26.91	26.69	27.12		
15	1	1	QPSK	25.16	24.81	25.36	25.37	25.35	25.65	28.28	28.10	28.52		
15	1	36		25.21	24.87	25.36	25.49	25.35	25.66	28.36	28.13	28.52		
15	18	9		25.25	24.92	25.47	25.38	25.41	25.75	28.33	28.18	28.62		
15	1	0		18.76	18.38	19.12	18.91	18.90	19.29	21.85	21.66	22.22		
15	1	37		18.75	18.38	19.11	19.03	18.87	19.35	21.90	21.64	22.24		
15	36	0		23.27	22.92	23.48	23.41	23.45	23.77	26.35	26.20	26.64		
15	1	1	16-QAM	24.17	23.70	24.44	24.36	24.22	24.66	27.28	26.98	27.56	28.56	0.7178
Limit	EIRP < 1W			Result									Pass	

Part 27O NR n77 PC1.5 Maximum Average Power [dBm] (GT - LC = 1 dB)															
BW	RB	RB	Mod	Antenna 1			Antenna 0			Combine			EIRP	EIRP
(MHz)	Size	Offset		Lowest	Middle	Highest	Lowest	Middle	Highest	Lowest	Middle	Highest	(dBm)	(W)
20	1	1	PI/2 BPSK	25.26	24.89	25.46	25.44	25.43	25.71	28.36	28.18	28.60	29.68	0.9290
20	1	49		25.28	24.91	25.59	25.59	25.26	25.75	28.45	28.10	28.68		
20	25	12		25.39	25.03	25.46	25.53	25.52	25.84	28.47	28.29	28.66		
20	1	0		19.21	18.82	19.50	19.41	19.38	19.70	22.32	22.12	22.61		
20	1	50		19.18	18.88	19.62	19.50	19.30	19.73	22.35	22.11	22.69		
20	50	0		23.95	23.53	24.06	24.08	24.02	24.35	27.03	26.79	27.22		
20	1	1	QPSK	25.23	24.84	25.41	25.42	25.39	25.66	28.34	28.13	28.55		
20	1	49		25.24	24.87	25.48	25.52	25.24	25.69	28.39	28.07	28.60		
20	25	12		25.30	24.96	25.47	25.48	25.44	25.79	28.40	28.22	28.64		
20	1	0		18.75	18.31	19.04	18.88	18.87	19.24	21.83	21.61	22.15		
20	1	50		18.72	18.34	19.06	18.98	18.80	19.17	21.86	21.59	22.13		
20	50	0		23.40	23.02	23.63	23.53	23.50	23.87	26.48	26.28	26.76		
20	1	1	16-QAM	23.97	23.73	24.23	24.16	24.25	24.51	27.08	27.01	27.38	28.38	0.6887
Limit	EIRP < 1W			Result									Pass	

Part 27O NR n77 PC1.5 Maximum Average Power [dBm] (GT - LC = 1 dB)															
BW	RB	RB	Mod	Antenna 1			Antenna 0			Combine			EIRP	EIRP
(MHz)	Size	Offset		Lowest	Middle	Highest	Lowest	Middle	Highest	Lowest	Middle	Highest	(dBm)	(W)
25	1	1	PI/2 BPSK	25.46	25.06	25.46	25.41	25.37	25.76	28.45	28.23	28.62	29.76	0.9462
25	1	63		25.35	25.04	25.54	25.51	25.37	25.79	28.44	28.22	28.68		
25	32	16		25.64	25.17	25.59	25.64	25.55	25.90	28.65	28.37	28.76		
25	1	0		19.51	19.09	19.52	19.57	19.42	19.85	22.55	22.27	22.70		
25	1	64		19.38	19.11	19.60	19.58	19.50	20.00	22.49	22.32	22.81		
25	64	0		24.00	23.61	24.01	24.06	23.97	24.44	27.04	26.80	27.24		
25	1	1	QPSK	25.34	25.01	25.36	25.42	25.26	25.61	28.39	28.15	28.50		
25	1	63		25.21	25.02	25.44	25.46	25.33	25.65	28.35	28.19	28.56		
25	32	16		25.47	25.11	25.49	25.50	25.46	25.73	28.50	28.30	28.62		
25	1	0		18.92	18.54	18.94	18.98	18.94	19.25	21.96	21.75	22.11		
25	1	64		18.83	18.53	19.14	19.10	18.92	19.42	21.98	21.74	22.29		
25	64	0		23.43	23.07	23.55	23.59	23.43	23.85	26.52	26.26	26.71		
25	1	1	16-QAM	24.36	23.96	24.46	24.43	24.22	24.50	27.41	27.10	27.49	28.49	0.7063
Limit	EIRP < 1W			Result									Pass	

Part 27O NR n77 PC1.5 Maximum Average Power [dBm] (GT - LC = 1 dB)														
BW	RB	RB	Mod	Antenna 1			Antenna 0			Combine			EIRP	EIRP
(MHz)	Size	Offset		Lowest	Middle	Highest	Lowest	Middle	Highest	Lowest	Middle	Highest	(dBm)	(W)
30	1	1	PI/2 BPSK	25.41	25.13	25.48	25.42	25.43	25.86	28.43	28.29	28.68	29.77	0.9484
30	1	76		25.53	25.05	25.52	25.74	25.45	25.72	28.65	28.26	28.63		
30	36	18		25.56	25.15	25.61	25.58	25.53	25.90	28.58	28.35	28.77		
30	1	0		19.33	19.10	19.64	19.34	19.43	19.94	22.35	22.28	22.80		
30	1	77		19.46	19.04	19.55	19.66	19.45	19.82	22.57	22.26	22.70		
30	75	0		23.95	23.60	24.05	23.97	23.95	24.36	26.97	26.79	27.22		
30	1	1	QPSK	25.38	25.10	25.42	25.39	25.41	25.87	28.40	28.27	28.66		
30	1	76		25.54	25.01	25.50	25.73	25.41	25.63	28.65	28.22	28.58		
30	36	18		25.54	25.10	25.56	25.50	25.50	25.84	28.53	28.31	28.71		
30	1	0		18.88	18.57	19.01	18.87	18.95	19.40	21.89	21.77	22.22		
30	1	77		18.95	18.46	19.10	19.17	18.89	19.42	22.07	21.69	22.27		
30	75	0		23.46	23.07	23.57	23.45	23.46	23.86	26.47	26.28	26.73		
30	1	1	16-QAM	24.12	23.94	24.40	24.10	24.28	24.79	27.12	27.12	27.61	28.61	0.7261
Limit	EIRP < 1W			Result									Pass	

Part 27O NR n77 PC1.5 Maximum Average Power [dBm] (GT - LC = 1 dB)														
BW	RB	RB	Mod	Antenna 1			Antenna 0			Combine			EIRP	EIRP
(MHz)	Size	Offset		Lowest	Middle	Highest	Lowest	Middle	Highest	Lowest	Middle	Highest	(dBm)	(W)
40	1	1	PI/2 BPSK	25.42	24.84	25.24	25.50	25.27	25.45	28.47	28.07	28.36	29.72	0.9376
40	1	104		25.35	24.94	25.39	25.68	25.32	25.78	28.53	28.14	28.60		
40	50	25		25.57	25.18	25.52	25.74	25.58	25.85	28.67	28.39	28.70		
40	1	0		19.43	18.95	19.37	19.53	19.39	19.73	22.49	22.19	22.56		
40	1	105		19.43	18.91	19.63	19.73	19.41	19.92	22.59	22.18	22.79		
40	100	0		24.01	23.63	23.98	24.19	23.98	24.34	27.11	26.82	27.17		
40	1	1	QPSK	25.40	24.84	25.13	25.40	25.16	25.56	28.41	28.01	28.36		
40	1	104		25.31	24.99	25.34	25.63	25.23	25.59	28.48	28.12	28.48		
40	50	25		25.52	25.17	25.56	25.73	25.51	25.86	28.64	28.35	28.72		
40	1	0		18.93	18.41	18.83	18.88	18.82	19.14	21.92	21.63	22.00		
40	1	105		18.86	18.51	19.07	19.21	18.91	19.36	22.05	21.72	22.23		
40	100	0		23.47	23.14	23.50	23.63	23.47	23.88	26.56	26.32	26.70		
40	1	1	16-QAM	24.37	23.97	24.14	24.34	24.35	24.52	27.37	27.17	27.34	28.37	0.6871
Limit	EIRP < 1W			Result									Pass	

Part 27O NR n77 PC1.5 Maximum Average Power [dBm] (GT - LC = 1 dB)														
BW	RB	RB	Mod	Antenna 1			Antenna 0			Combine			EIRP	EIRP
(MHz)	Size	Offset		Lowest	Middle	Highest	Lowest	Middle	Highest	Lowest	Middle	Highest	(dBm)	(W)
50	1	1	PI/2 BPSK	25.47	25.16	25.36	25.47	25.47	25.76	28.48	28.33	28.57	29.87	0.9705
50	1	131		25.58	25.24	25.69	25.80	25.48	25.72	28.70	28.37	28.72		
50	64	32		25.66	25.39	25.66	25.86	25.79	26.05	28.77	28.60	28.87		
50	1	0		19.49	19.21	19.59	19.47	19.55	19.88	22.49	22.39	22.75		
50	1	132		19.68	19.28	19.78	19.99	19.59	19.95	22.85	22.45	22.88		
50	128	0		24.07	23.74	24.23	24.24	24.10	24.54	27.17	26.93	27.40		
50	1	1	QPSK	25.45	25.12	25.34	25.36	25.37	25.75	28.42	28.26	28.56		
50	1	131		25.55	25.18	25.41	25.82	25.49	25.67	28.70	28.35	28.55		
50	64	32		25.60	25.27	25.64	25.84	25.72	25.95	28.73	28.51	28.81		
50	1	0		18.99	18.70	19.02	19.02	19.05	19.37	22.02	21.89	22.21		
50	1	132		19.12	18.79	19.16	19.43	19.12	19.42	22.29	21.97	22.30		
50	128	0		23.63	23.24	23.64	23.76	23.65	23.96	26.71	26.46	26.81		
50	1	1	16-QAM	24.41	24.26	24.31	24.35	24.54	24.58	27.39	27.41	27.46	28.46	0.7015
Limit	EIRP < 1W			Result									Pass	

Part 27O NR n77 PC1.5 Maximum Average Power [dBm] (GT - LC = 1 dB)														
BW	RB	RB	Mod	Antenna 1			Antenna 0			Combine			EIRP	EIRP
(MHz)	Size	Offset		Lowest	Middle	Highest	Lowest	Middle	Highest	Lowest	Middle	Highest	(dBm)	(W)
60	1	1	PI/2 BPSK	25.46	25.01	25.38	25.39	25.30	25.57	28.44	28.17	28.49	29.59	0.9099
60	1	160		25.46	25.12	25.57	25.59	25.43	25.59	28.54	28.29	28.59		
60	81	40		25.48	25.05	25.47	25.65	25.41	25.64	28.58	28.24	28.57		
60	1	0		19.43	19.00	19.36	19.47	19.35	19.56	22.46	22.19	22.47		
60	1	161		19.36	19.07	19.56	19.57	19.42	19.74	22.48	22.26	22.66		
60	162	0		23.99	23.66	24.02	24.15	24.02	24.18	27.08	26.85	27.11		
60	1	1	QPSK	25.42	25.00	25.31	25.53	25.32	25.47	28.49	28.17	28.40		
60	1	160		25.41	25.07	25.48	25.55	25.47	25.54	28.49	28.28	28.52		
60	81	40		25.46	24.99	25.45	25.64	25.49	25.58	28.56	28.26	28.53		
60	1	0		18.91	18.50	18.89	18.98	18.81	18.89	21.96	21.67	21.90		
60	1	161		18.90	18.64	19.05	19.01	18.98	19.16	21.97	21.82	22.12		
60	162	0		23.50	23.16	23.52	23.64	23.52	23.51	26.58	26.35	26.53		
60	1	1	16-QAM	24.49	23.75	24.22	24.54	24.11	24.43	27.53	26.94	27.34	28.53	0.7129
Limit	EIRP < 1W			Result									Pass	

Part 27O NR n77 PC1.5 Maximum Average Power [dBm] (GT - LC = 1 dB)														
BW	RB	RB	Mod	Antenna 1			Antenna 0			Combine			EIRP	EIRP
(MHz)	Size	Offset		Lowest	Middle	Highest	Lowest	Middle	Highest	Lowest	Middle	Highest	(dBm)	(W)
70	1	1	PI/2 BPSK	25.30	24.93	25.16	25.47	25.41	25.31	28.40	28.19	28.25	29.83	0.9616
70	1	187		25.47	25.11	25.74	25.71	25.46	25.87	28.60	28.30	28.82		
70	90	45		25.54	25.13	25.61	25.77	25.54	25.62	28.67	28.35	28.63		
70	1	0		19.45	19.10	19.24	19.50	19.48	19.43	22.49	22.30	22.35		
70	1	188		19.65	19.29	19.82	19.80	19.55	19.92	22.74	22.43	22.88		
70	180	0		23.96	23.58	24.01	24.22	23.96	24.10	27.10	26.78	27.07		
70	1	1	QPSK	25.28	24.89	25.17	25.41	25.35	25.30	28.36	28.14	28.25		
70	1	187		25.45	25.07	25.73	25.69	25.43	25.90	28.58	28.26	28.83		
70	90	45		25.49	25.13	25.54	25.71	25.56	25.58	28.61	28.36	28.57		
70	1	0		18.83	18.49	18.72	18.97	18.95	18.87	21.91	21.74	21.81		
70	1	188		19.07	18.67	19.31	19.23	19.09	19.45	22.16	21.90	22.39		
70	180	0		23.44	23.12	23.51	23.63	23.50	23.59	26.55	26.32	26.56		
70	1	1	16-QAM	24.20	23.89	24.12	24.29	24.30	24.33	27.26	27.11	27.24	28.26	0.6699
Limit	EIRP < 1W			Result									Pass	

Part 27O NR n77 PC1.5 Maximum Average Power [dBm] (GT - LC = 1 dB)														
BW	RB	RB	Mod	Antenna 1			Antenna 0			Combine			EIRP	EIRP
(MHz)	Size	Offset		Lowest	Middle	Highest	Lowest	Middle	Highest	Lowest	Middle	Highest	(dBm)	(W)
80	1	1	PI/2 BPSK	25.47	25.05	25.24	25.60	25.44	25.57	28.55	28.26	28.42	29.70	0.9333
80	1	215		25.49	25.21	25.66	25.72	25.51	25.64	28.62	28.37	28.66		
80	108	54		25.59	25.24	25.63	25.79	25.59	25.75	28.70	28.43	28.70		
80	1	0		19.59	19.07	19.30	19.58	19.43	19.67	22.60	22.26	22.50		
80	1	216		19.61	19.27	19.79	19.83	19.55	19.79	22.73	22.42	22.80		
80	216	0		24.02	23.65	24.03	24.17	24.01	24.15	27.11	26.84	27.10		
80	1	1	QPSK	25.43	24.96	25.25	25.49	25.39	25.63	28.47	28.19	28.45		
80	1	215		25.44	25.16	25.59	25.62	25.49	25.65	28.54	28.34	28.63		
80	108	54		25.53	25.14	25.49	25.75	25.55	25.71	28.65	28.36	28.61		
80	1	0		19.03	18.55	18.84	19.12	18.97	19.20	22.09	21.78	22.03		
80	1	216		19.02	18.76	19.33	19.21	19.08	19.32	22.13	21.93	22.34		
80	216	0		23.54	23.15	23.56	23.69	23.46	23.74	26.63	26.32	26.66		
80	1	1	16-QAM	24.16	23.97	24.36	24.29	24.32	24.65	27.24	27.16	27.52	28.52	0.7112
Limit	EIRP < 1W			Result									Pass	

Part 27O NR n77 PC1.5 Maximum Average Power [dBm] (GT - LC = 1 dB)														
BW	RB	RB	Mod	Antenna 1			Antenna 0			Combine			EIRP	EIRP
(MHz)	Size	Offset		Lowest	Middle	Highest	Lowest	Middle	Highest	Lowest	Middle	Highest	(dBm)	(W)
90	1	1	PI/2 BPSK	25.52	25.10	25.39	25.57	25.50	25.71	28.56	28.31	28.56	29.91	0.9795
90	1	243		25.73	25.33	25.57	26.06	25.61	25.43	28.91	28.48	28.51		
90	120	60		25.53	25.21	25.54	25.71	25.57	25.71	28.63	28.40	28.64		
90	1	0		19.51	19.08	12.50	19.56	19.58	12.97	22.55	22.35	15.75		
90	1	244		19.76	19.41	19.69	20.08	19.72	19.60	22.93	22.58	22.66		
90	243	0		24.01	23.68	24.08	24.19	24.05	24.23	27.11	26.88	27.17		
90	1	1	QPSK	25.49	25.02	25.27	25.51	25.43	25.70	28.51	28.24	28.50		
90	1	243		25.64	25.17	25.51	25.99	25.50	25.40	28.83	28.35	28.47		
90	120	60		25.48	25.15	25.51	25.66	25.58	25.68	28.58	28.38	28.61		
90	1	0		19.01	18.63	18.86	19.06	19.12	19.33	22.05	21.89	22.11		
90	1	244		19.20	18.95	19.15	19.56	19.18	19.03	22.39	22.08	22.10		
90	243	0		23.59	23.19	23.46	23.61	23.53	23.65	26.61	26.37	26.57		
90	1	1	16-QAM	24.46	24.03	23.90	24.53	24.44	24.42	27.51	27.25	27.18	28.51	0.7096
Limit	EIRP < 1W			Result									Pass	

Part 27O NR n77 PC1.5 Maximum Average Power [dBm] (GT - LC = 1 dB)														
BW	RB	RB	Mod	Antenna 1			Antenna 0			Combine			EIRP	EIRP
(MHz)	Size	Offset		Lowest	Middle	Highest	Lowest	Middle	Highest	Lowest	Middle	Highest	(dBm)	(W)
100	1	1	PI/2 BPSK	25.63	25.15	25.15	25.62	25.54	25.47	28.64	28.36	28.32	29.69	0.9311
100	1	271		25.57	25.20	25.64	25.79	25.55	25.62	28.69	28.39	28.64		
100	135	67		25.47	25.06	25.36	25.60	25.44	25.50	28.55	28.26	28.44		
100	1	0		19.60	19.22	19.29	19.72	19.60	19.69	22.67	22.42	22.50		
100	1	272		19.57	19.39	19.72	19.91	19.65	19.78	22.75	22.53	22.76		
100	270	0		24.02	23.66	23.89	24.24	23.95	24.10	27.14	26.82	27.01		
100	1	1	QPSK	25.62	25.16	25.22	25.64	25.53	25.52	28.64	28.36	28.38		
100	1	271		25.57	25.30	25.72	25.71	25.54	25.63	28.65	28.43	28.69		
100	135	67		25.35	25.01	25.36	25.55	25.38	25.39	28.46	28.21	28.39		
100	1	0		19.12	18.60	18.79	19.20	19.12	19.11	22.17	21.88	21.96		
100	1	272		19.15	18.76	19.29	19.38	19.11	19.34	22.28	21.95	22.33		
100	270	0		23.54	23.10	23.39	23.65	23.42	23.63	26.61	26.27	26.52		
100	1	1	16-QAM	24.69	24.07	24.32	24.81	24.55	24.67	27.76	27.33	27.51	28.76	0.7516
Limit	EIRP < 1W			Result									Pass	

Part 27Q NR n77 PC1.5 Maximum Average Power [dBm] (GT - LC = 1 dB)														
BW	RB	RB	Mod	Antenna 1			Antenna 0			Combine			EIRP	EIRP
(MHz)	Size	Offset		Lowest	Middle	Highest	Lowest	Middle	Highest	Lowest	Middle	Highest	(dBm)	(W)
10	1	1	PI/2 BPSK	24.96	24.93	25.25	25.42	25.54	25.56	28.21	28.26	28.42	29.42	0.8750
10	1	22		24.99	24.98	25.23	25.32	25.52	25.57	28.17	28.27	28.41		
10	12	6		25.00	24.99	25.25	25.37	25.52	25.53	28.20	28.27	28.40		
10	1	0		18.94	19.00	19.19	19.34	19.50	19.57	22.15	22.27	22.39		
10	1	23		18.96	18.92	19.19	19.38	19.40	19.57	22.19	22.18	22.39		
10	24	0		23.41	23.56	23.73	23.87	24.00	24.10	26.66	26.80	26.93		
10	1	1	QPSK	24.91	24.93	25.13	25.28	25.47	25.59	28.11	28.22	28.38		
10	1	22		24.91	24.95	25.14	25.29	25.44	25.49	28.11	28.21	28.33		
10	12	6		24.96	24.97	25.23	25.36	25.44	25.50	28.17	28.22	28.38		
10	1	0		18.43	18.41	18.65	18.77	18.97	19.06	21.61	21.71	21.87		
10	1	23		18.39	18.45	18.64	18.77	18.90	19.03	21.59	21.69	21.85		
10	24	0		22.93	22.95	23.22	23.30	23.45	23.55	26.13	26.22	26.40		
10	1	1	16-QAM	23.50	23.80	24.14	23.88	24.37	24.48	26.70	27.10	27.32	28.32	0.6792
Limit	EIRP < 1W			Result									Pass	

Part 27Q NR n77 PC1.5 Maximum Average Power [dBm] (GT - LC = 1 dB)														
BW	RB	RB	Mod	Antenna 1			Antenna 0			Combine			EIRP	EIRP
(MHz)	Size	Offset		Lowest	Middle	Highest	Lowest	Middle	Highest	Lowest	Middle	Highest	(dBm)	(W)
15	1	1	PI/2 BPSK	24.78	24.90	25.02	25.15	25.33	25.27	27.98	28.13	28.16	29.30	0.8511
15	1	36		24.83	24.98	25.03	25.21	25.32	25.34	28.03	28.16	28.20		
15	18	9		25.00	25.02	25.12	25.36	25.42	25.45	28.19	28.23	28.30		
15	1	0		18.93	18.87	19.18	19.30	19.36	19.38	22.13	22.13	22.29		
15	1	37		18.94	19.04	19.14	19.31	19.34	19.44	22.14	22.20	22.30		
15	36	0		23.45	23.47	23.67	23.80	23.89	23.93	26.64	26.70	26.81		
15	1	1	QPSK	24.83	24.85	25.02	25.17	25.31	25.29	28.01	28.10	28.17		
15	1	36		24.84	24.89	25.04	25.23	25.21	25.32	28.05	28.06	28.19		
15	18	9		24.89	25.01	25.13	25.30	25.33	25.42	28.11	28.18	28.29		
15	1	0		18.43	18.41	18.59	18.81	18.87	18.91	21.63	21.66	21.76		
15	1	37		18.49	18.55	18.62	18.86	18.83	18.92	21.69	21.70	21.78		
15	36	0		22.98	23.01	23.21	23.27	23.38	23.42	26.14	26.21	26.33		
15	1	1	16-QAM	23.85	23.50	24.01	24.22	23.96	24.24	27.05	26.75	27.14	28.14	0.6516
Limit	EIRP < 1W			Result									Pass	

Part 27Q NR n77 PC1.5 Maximum Average Power [dBm] (GT - LC = 1 dB)														
BW	RB	RB	Mod	Antenna 1			Antenna 0			Combine			EIRP	EIRP
(MHz)	Size	Offset		Lowest	Middle	Highest	Lowest	Middle	Highest	Lowest	Middle	Highest	(dBm)	(W)
20	1	1	PI/2 BPSK	24.94	25.20	25.19	25.27	25.78	25.41	28.12	28.51	28.31	29.53	0.8974
20	1	49		24.93	25.25	25.18	25.26	25.67	25.51	28.11	28.48	28.36		
20	25	12		25.04	25.28	25.27	25.37	25.75	25.48	28.22	28.53	28.39		
20	1	0		19.01	19.12	19.16	19.35	19.73	19.48	22.19	22.45	22.33		
20	1	50		18.88	19.19	19.19	19.35	19.62	19.44	22.13	22.42	22.33		
20	50	0		23.52	23.77	23.83	23.89	24.29	24.10	26.72	27.05	26.98		
20	1	1	QPSK	25.01	25.14	25.20	25.34	25.73	25.43	28.19	28.46	28.33		
20	1	49		24.97	25.21	25.22	25.32	25.60	25.45	28.16	28.42	28.35		
20	25	12		24.94	25.21	25.32	25.30	25.74	25.48	28.13	28.49	28.41		
20	1	0		18.48	18.68	18.74	18.80	19.19	18.90	21.65	21.95	21.83		
20	1	50		18.47	18.70	18.77	18.84	19.08	19.03	21.67	21.90	21.91		
20	50	0		23.03	23.26	23.32	23.32	23.77	23.52	26.19	26.53	26.43		
20	1	1	16-QAM	23.73	24.10	24.05	24.10	24.72	24.34	26.93	27.43	27.21	28.43	0.6966
Limit	EIRP < 1W			Result									Pass	

Part 27Q NR n77 PC1.5 Maximum Average Power [dBm] (GT - LC = 1 dB)														
BW	RB	RB	Mod	Antenna 1			Antenna 0			Combine			EIRP	EIRP
(MHz)	Size	Offset		Lowest	Middle	Highest	Lowest	Middle	Highest	Lowest	Middle	Highest	(dBm)	(W)
25	1	1	PI/2 BPSK	25.14	25.02	25.15	25.59	25.70	25.51	28.38	28.38	28.34	29.47	0.8851
25	1	63		25.19	25.15	25.17	25.66	25.54	25.62	28.44	28.36	28.41		
25	32	16		25.21	25.17	25.30	25.66	25.74	25.51	28.45	28.47	28.42		
25	1	0		19.18	19.11	19.17	19.64	19.82	19.55	22.43	22.49	22.37		
25	1	64		19.14	19.18	19.17	19.70	19.64	19.70	22.44	22.43	22.45		
25	64	0		23.69	23.62	23.71	24.14	24.19	24.10	26.93	26.92	26.92		
25	1	1	QPSK	25.15	25.13	25.08	25.62	25.59	25.39	28.40	28.38	28.25		
25	1	63		25.05	25.04	25.07	25.67	25.44	25.43	28.38	28.25	28.26		
25	32	16		25.18	25.17	25.27	25.61	25.60	25.48	28.41	28.40	28.39		
25	1	0		18.69	18.63	18.71	19.13	19.25	19.05	21.93	21.96	21.89		
25	1	64		18.68	18.62	18.68	19.22	19.09	19.03	21.97	21.87	21.87		
25	64	0		23.20	23.22	23.19	23.64	23.62	23.55	26.44	26.43	26.38		
25	1	1	16-QAM	23.94	24.03	24.04	24.48	24.53	24.26	27.23	27.30	27.16	28.30	0.6761
Limit	EIRP < 1W			Result									Pass	

Part 27Q NR n77 PC1.5 Maximum Average Power [dBm] (GT - LC = 1 dB)														
BW	RB	RB	Mod	Antenna 1			Antenna 0			Combine			EIRP	EIRP
(MHz)	Size	Offset		Lowest	Middle	Highest	Lowest	Middle	Highest	Lowest	Middle	Highest	(dBm)	(W)
30	1	1	PI/2 BPSK	25.17	25.18	25.26	25.61	25.79	25.58	28.41	28.51	28.43	29.61	0.9141
30	1	76		25.03	25.18	25.34	25.66	25.60	25.75	28.37	28.41	28.56		
30	36	18		25.05	25.17	25.44	25.50	25.77	25.76	28.29	28.49	28.61		
30	1	0		19.13	19.19	19.23	19.58	19.71	19.61	22.37	22.47	22.43		
30	1	77		18.97	19.14	19.29	19.66	19.59	19.69	22.34	22.38	22.50		
30	75	0		23.55	23.62	23.81	24.11	24.23	24.21	26.85	26.95	27.02		
30	1	1	QPSK	25.11	25.12	25.19	25.56	25.77	25.59	28.35	28.47	28.40		
30	1	76		24.99	25.12	25.26	25.53	25.55	25.66	28.28	28.35	28.47		
30	36	18		24.96	25.10	25.35	25.53	25.69	25.64	28.26	28.42	28.51		
30	1	0		18.49	18.60	18.77	19.06	19.23	19.08	21.79	21.94	21.94		
30	1	77		18.49	18.64	18.86	19.16	19.08	19.20	21.85	21.88	22.04		
30	75	0		22.99	23.10	23.38	23.59	23.69	23.65	26.31	26.42	26.53		
30	1	1	16-QAM	23.68	23.63	23.97	24.17	24.29	24.32	26.94	26.98	27.16	28.16	0.6546
Limit	EIRP < 1W			Result									Pass	

Part 27Q NR n77 PC1.5 Maximum Average Power [dBm] (GT - LC = 1 dB)														
BW	RB	RB	Mod	Antenna 1			Antenna 0			Combine			EIRP	EIRP
(MHz)	Size	Offset		Lowest	Middle	Highest	Lowest	Middle	Highest	Lowest	Middle	Highest	(dBm)	(W)
40	1	1	PI/2 BPSK	24.99	25.09	24.97	25.47	25.55	25.37	28.25	28.34	28.18	29.51	0.8933
40	1	104		24.92	25.04	25.11	25.64	25.42	25.42	28.31	28.24	28.28		
40	50	25		25.08	25.22	25.20	25.71	25.76	25.54	28.42	28.51	28.38		
40	1	0		19.00	19.09	19.07	19.49	19.61	19.50	22.26	22.37	22.30		
40	1	105		19.08	19.02	19.10	19.66	19.44	19.43	22.39	22.25	22.28		
40	100	0		23.67	23.58	23.70	24.14	24.18	24.09	26.92	26.90	26.91		
40	1	1	QPSK	24.95	24.94	24.94	25.38	25.54	25.34	28.18	28.26	28.15		
40	1	104		24.90	25.06	25.10	25.60	25.39	25.41	28.27	28.24	28.27		
40	50	25		25.15	25.12	25.14	25.62	25.69	25.51	28.40	28.42	28.34		
40	1	0		18.49	18.50	18.46	19.01	19.14	18.94	21.77	21.84	21.72		
40	1	105		18.45	18.57	18.60	19.15	18.92	18.88	21.82	21.76	21.75		
40	100	0		22.98	23.16	23.21	23.66	23.66	23.50	26.34	26.43	26.37		
40	1	1	16-QAM	23.81	23.89	23.65	24.34	24.49	23.98	27.09	27.21	26.83	28.21	0.6622
Limit	EIRP < 1W			Result									Pass	

Part 27Q NR n77 PC1.5 Maximum Average Power [dBm] (GT - LC = 1 dB)														
BW	RB	RB	Mod	Antenna 1			Antenna 0			Combine			EIRP	EIRP
(MHz)	Size	Offset		Lowest	Middle	Highest	Lowest	Middle	Highest	Lowest	Middle	Highest	(dBm)	(W)
50	1	1	PI/2 BPSK	25.07	25.02	25.11	25.45	25.52	25.46	28.27	28.29	28.30	29.61	0.9141
50	1	131		25.01	25.23	25.14	25.55	25.47	25.47	28.30	28.36	28.32		
50	64	32		25.25	25.37	25.34	25.74	25.82	25.63	28.51	28.61	28.50		
50	1	0		19.11	19.12	19.19	19.54	19.73	19.57	22.34	22.45	22.39		
50	1	132		19.15	19.34	19.15	19.62	19.66	19.53	22.40	22.51	22.35		
50	128	0		23.66	23.68	23.76	24.14	24.23	24.08	26.92	26.97	26.93		
50	1	1	QPSK	25.08	25.03	25.17	25.52	25.49	25.66	28.32	28.28	28.43		
50	1	131		25.05	25.19	25.11	25.57	25.49	25.41	28.33	28.35	28.27		
50	64	32		25.22	25.26	25.31	25.71	25.71	25.64	28.48	28.50	28.49		
50	1	0		18.69	18.58	18.71	19.01	19.13	19.07	21.86	21.87	21.90		
50	1	132		18.60	18.58	18.71	19.17	19.03	19.14	21.90	21.82	21.94		
50	128	0		23.17	23.23	23.21	23.71	23.71	23.49	26.46	26.49	26.36		
50	1	1	16-QAM	24.04	23.63	23.88	24.37	24.09	24.27	27.22	26.88	27.09	28.22	0.6637
Limit	EIRP < 1W			Result									Pass	

Part 27Q NR n77 PC1.5 Maximum Average Power [dBm] (GT - LC = 1 dB)														
BW	RB	RB	Mod	Antenna 1			Antenna 0			Combine			EIRP	EIRP
(MHz)	Size	Offset		Lowest	Middle	Highest	Lowest	Middle	Highest	Lowest	Middle	Highest	(dBm)	(W)
60	1	1	PI/2 BPSK	25.08	24.90	24.98	25.43	25.38	25.53	28.27	28.16	28.27	29.41	0.8730
60	1	160		25.05	25.06	25.16	25.60	25.50	25.62	28.34	28.30	28.41		
60	81	40		25.11	25.11	25.10	25.64	25.62	25.44	28.39	28.38	28.28		
60	1	0		18.99	18.97	19.06	19.42	19.42	19.55	22.22	22.21	22.32		
60	1	161		19.05	19.12	19.21	19.48	19.56	19.51	22.28	22.36	22.37		
60	162	0		23.52	23.66	23.69	24.14	24.12	24.07	26.85	26.91	26.89		
60	1	1	QPSK	25.04	24.99	24.95	25.47	25.56	25.64	28.27	28.29	28.32		
60	1	160		25.05	25.02	25.02	25.37	25.32	25.58	28.22	28.18	28.32		
60	81	40		25.03	25.13	25.20	25.65	25.56	25.37	28.36	28.36	28.30		
60	1	0		18.46	18.47	18.62	19.07	18.99	19.13	21.79	21.75	21.89		
60	1	161		18.52	18.55	18.57	19.02	18.92	18.90	21.79	21.75	21.75		
60	162	0		23.03	23.13	23.18	23.64	23.66	23.57	26.36	26.41	26.39		
60	1	1	16-QAM	23.82	23.86	23.68	24.21	24.20	24.20	27.03	27.04	26.96	28.04	0.6368
Limit	EIRP < 1W			Result									Pass	

Part 27Q NR n77 PC1.5 Maximum Average Power [dBm] (GT - LC = 1 dB)														
BW	RB	RB	Mod	Antenna 1			Antenna 0			Combine			EIRP	EIRP
(MHz)	Size	Offset		Lowest	Middle	Highest	Lowest	Middle	Highest	Lowest	Middle	Highest	(dBm)	(W)
70	1	1	PI/2 BPSK	25.10	24.99	25.01	25.44	25.44	25.45	28.28	28.23	28.25	29.50	0.8913
70	1	187		24.97	25.20	25.21	25.40	25.48	25.58	28.20	28.35	28.41		
70	90	45		25.11	25.20	25.27	25.67	25.76	25.65	28.41	28.50	28.47		
70	1	0		17.85	19.04	19.00	18.31	19.47	19.63	21.10	22.27	22.34		
70	1	188		19.06	19.17	19.27	19.48	19.53	19.61	22.29	22.36	22.45		
70	180	0		23.57	23.57	23.67	24.05	24.09	24.17	26.83	26.85	26.94		
70	1	1	QPSK	25.06	24.97	24.95	25.39	25.33	25.46	28.24	28.16	28.22		
70	1	187		25.00	25.12	25.19	25.37	25.44	25.54	28.20	28.29	28.38		
70	90	45		25.05	25.15	25.20	25.64	25.64	25.55	28.37	28.41	28.39		
70	1	0		18.61	18.61	18.50	18.99	18.97	19.03	21.81	21.80	21.78		
70	1	188		18.57	18.73	18.74	18.94	19.11	19.12	21.77	21.93	21.94		
70	180	0		23.07	23.07	23.22	23.54	23.52	23.56	26.32	26.31	26.40		
70	1	1	16-QAM	23.70	23.75	23.88	24.07	24.17	24.38	26.90	26.98	27.15	28.15	0.6531
Limit	EIRP < 1W			Result									Pass	

Part 27Q NR n77 PC1.5 Maximum Average Power [dBm] (GT - LC = 1 dB)														
BW	RB	RB	Mod	Antenna 1			Antenna 0			Combine			EIRP	EIRP
(MHz)	Size	Offset		Lowest	Middle	Highest	Lowest	Middle	Highest	Lowest	Middle	Highest	(dBm)	(W)
80	1	1	PI/2 BPSK	25.04	24.92	25.03	25.35	25.45	25.49	28.21	28.20	28.28	29.48	0.8872
80	1	215		25.12	25.23	25.20	25.49	25.57	25.60	28.32	28.41	28.41		
80	108	54		25.15	25.15	25.19	25.75	25.77	25.64	28.47	28.48	28.43		
80	1	0		19.10	19.17	17.98	19.47	19.54	18.43	22.30	22.37	21.22		
80	1	216		19.25	19.21	19.28	19.56	19.63	19.67	22.42	22.44	22.49		
80	216	0		23.59	23.60	23.61	24.09	24.14	24.06	26.86	26.89	26.85		
80	1	1	QPSK	24.95	25.06	24.95	25.39	25.43	25.49	28.19	28.26	28.24		
80	1	215		25.11	25.14	25.20	25.44	25.51	25.55	28.29	28.34	28.39		
80	108	54		25.11	25.13	25.14	25.65	25.63	25.57	28.40	28.40	28.37		
80	1	0		18.49	18.69	18.57	19.01	19.05	19.08	21.77	21.88	21.84		
80	1	216		18.70	18.72	18.79	19.02	19.17	19.17	21.87	21.96	21.99		
80	216	0		23.14	23.10	23.13	23.60	23.62	23.57	26.39	26.38	26.37		
80	1	1	16-QAM	23.89	23.73	23.70	24.20	24.19	24.10	27.06	26.98	26.91	28.06	0.6397
Limit	EIRP < 1W			Result									Pass	

Part 27Q NR n77 PC1.5 Maximum Average Power [dBm] (GT - LC = 1 dB)														
BW	RB	RB	Mod	Antenna 1			Antenna 0			Combine			EIRP	EIRP
(MHz)	Size	Offset		Lowest	Middle	Highest	Lowest	Middle	Highest	Lowest	Middle	Highest	(dBm)	(W)
90	1	1	PI/2 BPSK	25.13	25.15	25.08	25.50	25.48	25.54	28.33	28.33	28.33	29.53	0.8974
90	1	243		25.08	25.18	25.34	25.59	25.65	25.69	28.35	28.43	28.53		
90	120	60		25.10	25.15	25.25	25.67	25.75	25.75	28.40	28.47	28.52		
90	1	0		19.19	18.10	19.15	19.64	18.59	19.54	22.43	21.36	22.36		
90	1	244		19.24	19.28	19.39	19.67	19.71	19.75	22.47	22.51	22.58		
90	243	0		23.62	23.69	23.68	24.05	24.12	24.16	26.85	26.92	26.94		
90	1	1	QPSK	25.19	25.08	25.02	25.55	25.49	25.41	28.38	28.30	28.23		
90	1	243		25.18	25.19	25.18	25.57	25.66	25.57	28.39	28.44	28.39		
90	120	60		25.05	25.07	25.25	25.62	25.69	25.64	28.35	28.40	28.46		
90	1	0		18.75	18.64	18.63	19.22	19.08	19.11	22.00	21.88	21.89		
90	1	244		18.76	18.78	18.94	19.24	19.19	19.26	22.02	22.00	22.11		
90	243	0		23.10	23.12	23.19	23.54	23.60	23.69	26.34	26.38	26.46		
90	1	1	16-QAM	23.96	23.99	23.94	24.34	24.38	24.30	27.16	27.20	27.13	28.20	0.6607
Limit	EIRP < 1W			Result									Pass	

Part 27Q NR n77 PC1.5 Maximum Average Power [dBm] (GT - LC = 1 dB)														
BW	RB	RB	Mod	Antenna 1			Antenna 0			Combine			EIRP	EIRP
(MHz)	Size	Offset		Lowest	Middle	Highest	Lowest	Middle	Highest	Lowest	Middle	Highest	(dBm)	(W)
100	1	1	PI/2 BPSK	-	25.16	-	-	25.55	-	-	28.37	-	29.45	0.8810
100	1	271		-	25.19	-	-	25.67	-	-	28.45	-		
100	135	67		-	25.02	-	-	25.60	-	-	28.33	-		
100	1	0		-	17.02	-	-	17.48	-	-	20.27	-		
100	1	272		-	19.29	-	-	19.72	-	-	22.52	-		
100	270	0		-	23.68	-	-	24.08	-	-	26.89	-		
100	1	1	QPSK	-	25.16	-	-	25.54	-	-	28.36	-		
100	1	271		-	25.23	-	-	25.62	-	-	28.44	-		
100	135	67		-	24.99	-	-	25.51	-	-	28.27	-		
100	1	0		-	18.68	-	-	19.13	-	-	21.92	-		
100	1	272		-	18.84	-	-	19.21	-	-	22.04	-		
100	270	0		-	23.12	-	-	23.57	-	-	26.36	-		
100	1	1	16-QAM	-	23.78	-	-	24.17	-	-	26.99	-	27.99	0.6295
Limit	EIRP < 1W			Result									Pass	

Appendix B. Test Results of Radiated Test

B1. Summary of each worse mode

Mode	Part	Band	Ch	Freq (MHz)	Level (dBm)	Det	Ant Factor (dB)	Amp\Cbl (dB)	Filter (dB)	EIRPCF (dB)	Reading (dBuV)	Limit (dBm)	Margin (dB)	Pol	Ant
1	Part 27Q	NR SA n77	M	14000	-36.64	RMS	40.20	-16.70	0.55	-95.23	34.54	-13.00	-23.64	H	0
2	Part 27Q	NR SA n77	M	14000	-36.67	RMS	40.20	-16.70	0.55	-95.23	34.51	-13.00	-23.67	V	1+0
1	Part 27O	NR SA n77	M	15165	-36.52	RMS	39.03	-15.95	0.50	-95.23	35.13	-13.00	-23.52	V	0
2	Part 27O	NR SA n77	M	15165	-36.12	RMS	39.03	-15.95	0.50	-95.23	35.53	-13.00	-23.12	H	1+0

Ant 0

Part 27Q Mode 1

NR SA n77 90M Ch633334 1RB1 BPSK

M

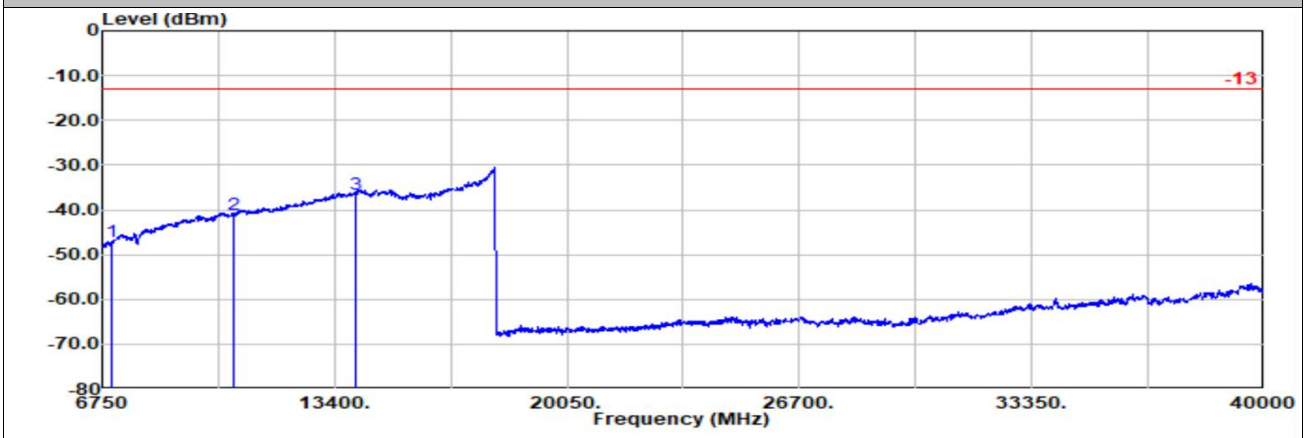

Site : 03CH15-HY
Condition: -13 3m 9120D-02294_250606 Horizontal
: SA n77 90M Ch633334 1RB1 BPSK

	Freq	Level	Detector	Ant Factor	Amp\Cb l	Filter	EIRPCF	Readin g	Limit	Margin	Pol
	MHz	dBm		dB/m	dB	dB	dB	dBuV	dBm	dB	
1	7000.00	-47.05	RMS	35.80	-21.87	1.07	-95.23	33.18	-13.00	-34.05	Horizontal
2	10500.00	-41.15	RMS	38.70	-19.34	0.70	-95.23	34.02	-13.00	-28.15	Horizontal
3	14000.00	-36.64	RMS	40.20	-16.70	0.55	-95.23	34.54	-13.00	-23.64	Horizontal

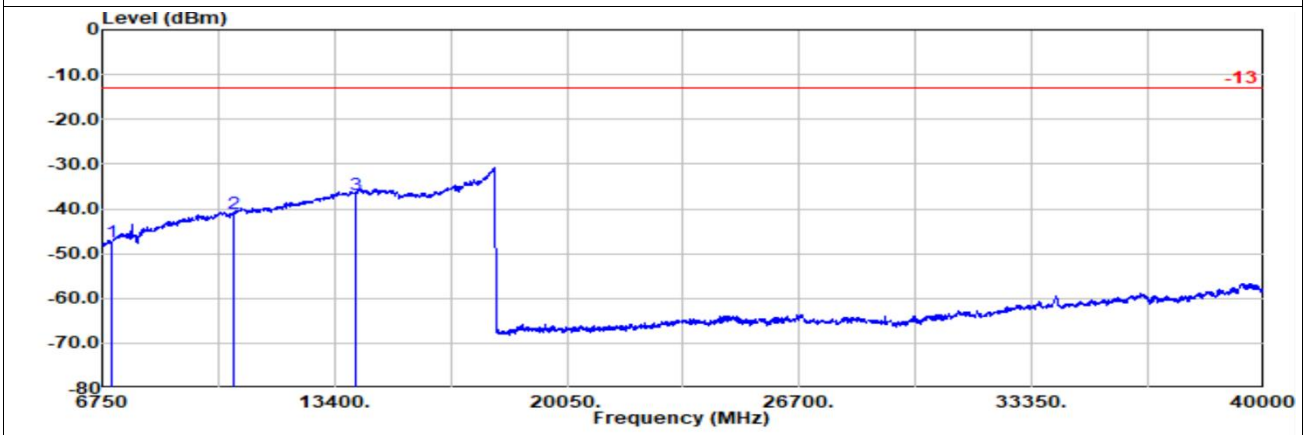

Site : 03CH15-HY
Condition: -13 3m 9120D-02294_250606 Vertical
: SA n77 90M Ch633334 1RB1 BPSK

	Freq	Level	Detector	Ant Factor	Amp\Cb l	Filter	EIRPCF	Readin g	Limit	Margin	Pol
	MHz	dBm		dB/m	dB	dB	dB	dBuV	dBm	dB	
1	6997.50	-47.52	RMS	35.81	-21.87	1.07	-95.23	32.71	-13.00	-34.52	Vertical
2	10500.00	-41.04	RMS	38.70	-19.34	0.70	-95.23	34.13	-13.00	-28.04	Vertical
3	14000.00	-36.93	RMS	40.20	-16.70	0.55	-95.23	34.25	-13.00	-23.93	Vertical

Ant 1+0

Part 27Q Mode 2

NR SA n77 90M Ch633334 1RB1 BPSK

M

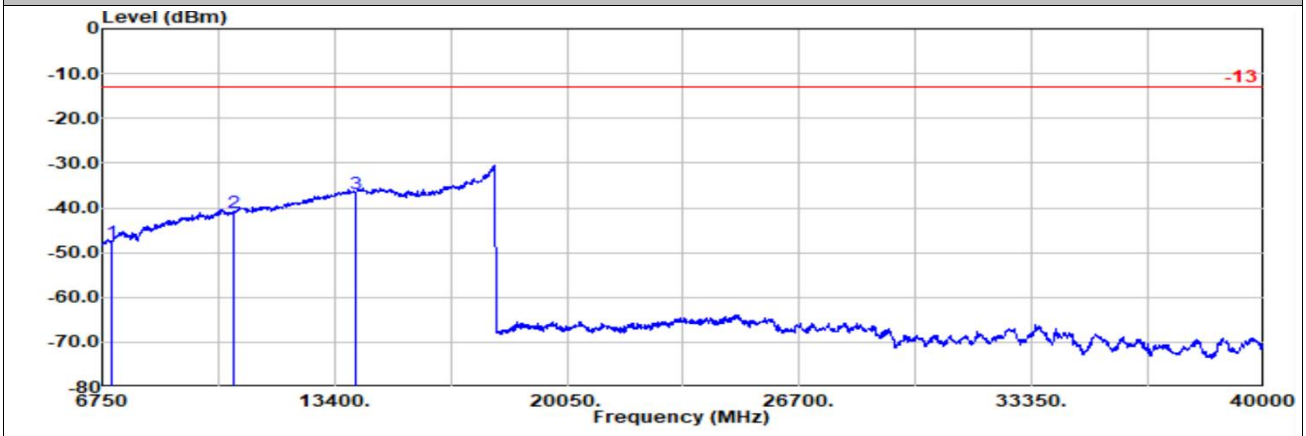

Site : 03CH15-HY
Condition: -13 3m 9120D-02294_250606 Horizontal
: SA n77 90M Ch633334 1RB1 BPSK

	Freq	Level	Detector	Ant Factor	Amp\Cb l	Filter	EIRPCF	Readin g	Limit	Margin	Pol
	MHz	dBm		dB/m	dB	dB	dB	dBuV	dBm	dB	
1	7000.00	-47.67	RMS	35.80	-21.87	1.07	-95.23	32.56	-13.00	-34.67	Horizontal
2	10500.00	-41.16	RMS	38.70	-19.34	0.70	-95.23	34.01	-13.00	-28.16	Horizontal
3	13995.00	-36.89	RMS	40.20	-16.70	0.55	-95.23	34.29	-13.00	-23.89	Horizontal

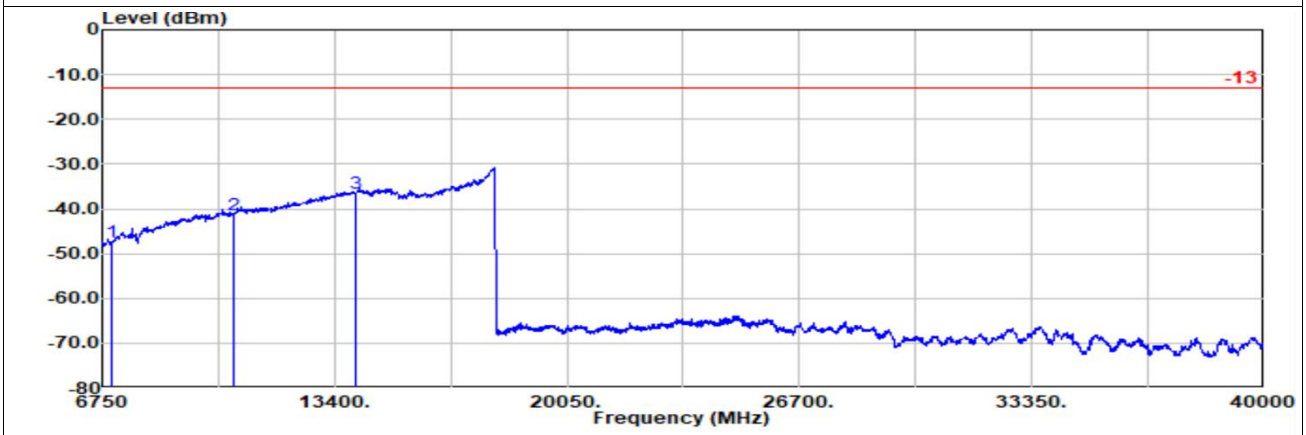

Site : 03CH15-HY
Condition: -13 3m 9120D-02294_250606 Vertical
: SA n77 90M Ch633334 1RB1 BPSK

	Freq	Level	Detector	Ant Factor	Amp\Cb l	Filter	EIRPCF	Readin g	Limit	Margin	Pol
	MHz	dBm		dB/m	dB	dB	dB	dBuV	dBm	dB	
1	6997.50	-47.43	RMS	35.81	-21.87	1.07	-95.23	32.80	-13.00	-34.43	Vertical
2	10500.00	-41.23	RMS	38.70	-19.34	0.70	-95.23	33.94	-13.00	-28.23	Vertical
3	14000.00	-36.67	RMS	40.20	-16.70	0.55	-95.23	34.51	-13.00	-23.67	Vertical

Ant 0

Part 27O Mode 1

NR SA n77 100M Ch656000 1RB1 BPSK

M

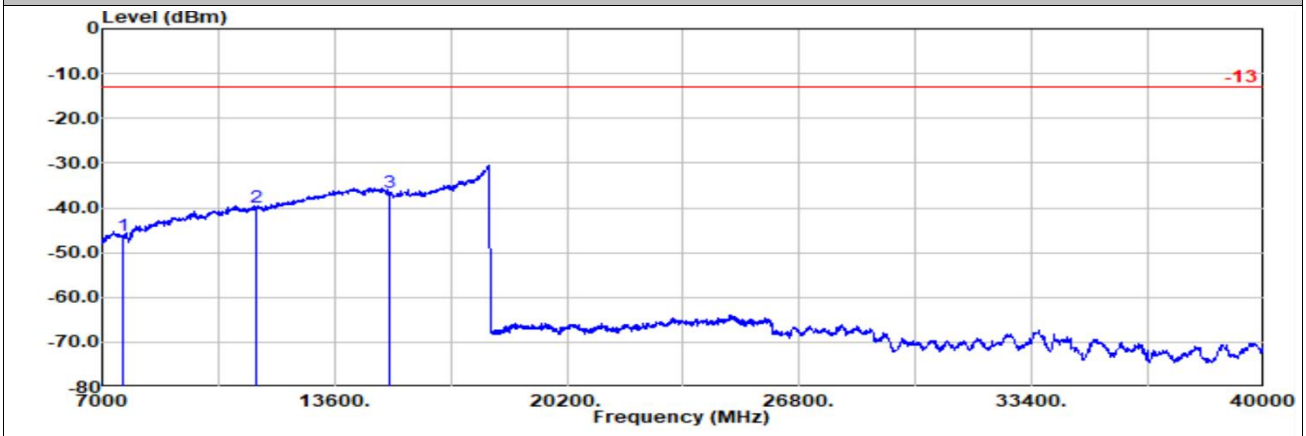

Site : 03CH15-HY
Condition: -13 3m 9120D-02294_250606 Horizontal
: SA n77 100M Ch656000 1RB1 BPSK

	Freq	Level	Detector	Ant Factor	Amp\Cb l	Filter	EIRPCF	Readin g	Limit	Margin	Pol
	MHz	dBm		dB/m	dB	dB	dB	dBuV	dBm	dB	
1	7582.00	-46.13	RMS	36.16	-21.33	0.78	-95.23	0.00	-13.00	-33.13	Horizontal
2	11373.00	-39.88	RMS	39.07	-18.12	0.60	-95.23	33.80	-13.00	-26.88	Horizontal
3	15162.00	-36.57	RMS	39.04	-15.95	0.50	-95.23	35.07	-13.00	-23.57	Horizontal

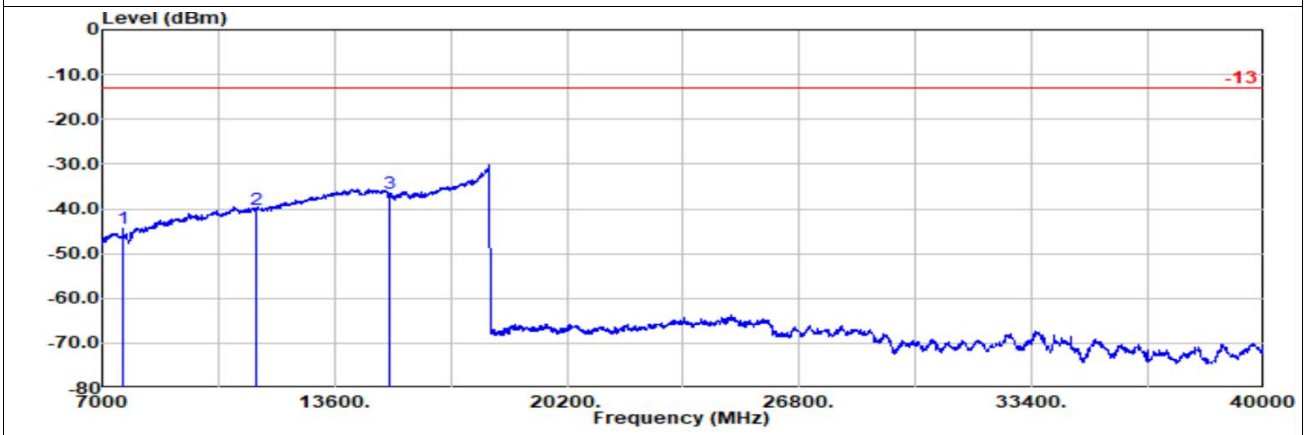

Site : 03CH15-HY
Condition: -13 3m 9120D-02294_250606 Vertical
: SA n77 100M Ch656000 1RB1 BPSK

	Freq	Level	Detector	Ant Factor	Amp\Cb l	Filter	EIRPCF	Readin g	Limit	Margin	Pol
	MHz	dBm		dB/m	dB	dB	dB	dBuV	dBm	dB	
1	7583.00	-44.50	RMS	36.17	-21.33	0.78	-95.23	35.11	-13.00	-31.50	Vertical
2	11373.00	-40.12	RMS	39.07	-18.12	0.60	-95.23	33.56	-13.00	-27.12	Vertical
3	15165.00	-36.52	RMS	39.03	-15.95	0.50	-95.23	35.13	-13.00	-23.52	Vertical

Ant 1+0

Part 27O Mode 2

NR SA n77 100M Ch656000 1RB1 BPSK

M

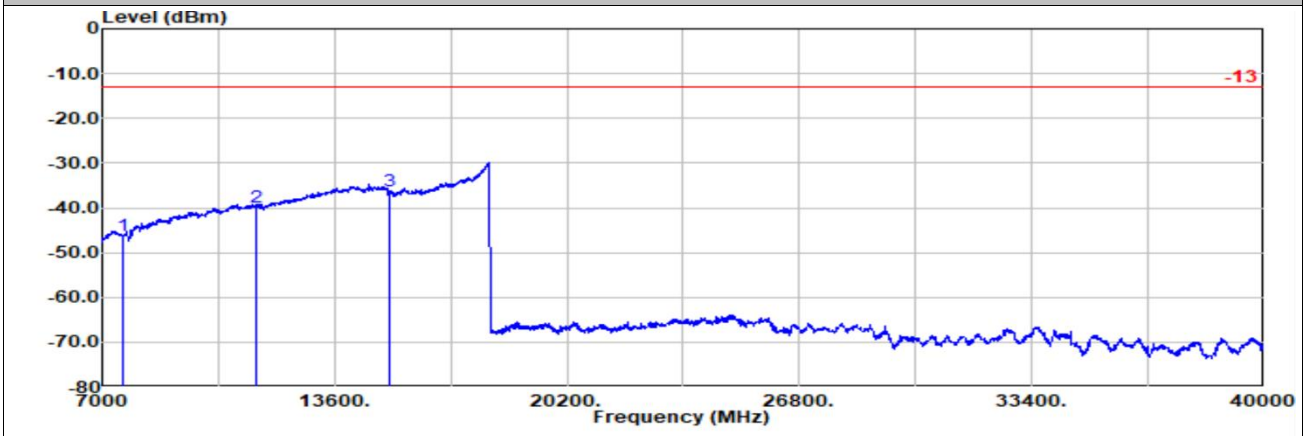

Site : 03CH15-HY
Condition: -13 3m 9120D-02294_250606 Horizontal
: SA n77 100M Ch656000 1RB1 BPSK

	Freq	Level	Detector	Ant Factor	Amp\Cb l	Filter	EIRPCF	Readin g	Limit	Margin	Pol
	MHz	dBm		dB/m	dB	dB	dB	dBuV	dBm	dB	
1	7583.00	-46.27	RMS	36.17	-21.33	0.78	-95.23	33.34	-13.00	-33.27	Horizontal
2	11373.00	-39.85	RMS	39.07	-18.12	0.60	-95.23	33.83	-13.00	-26.85	Horizontal
3	15165.00	-36.12	RMS	39.03	-15.95	0.50	-95.23	35.53	-13.00	-23.12	Horizontal

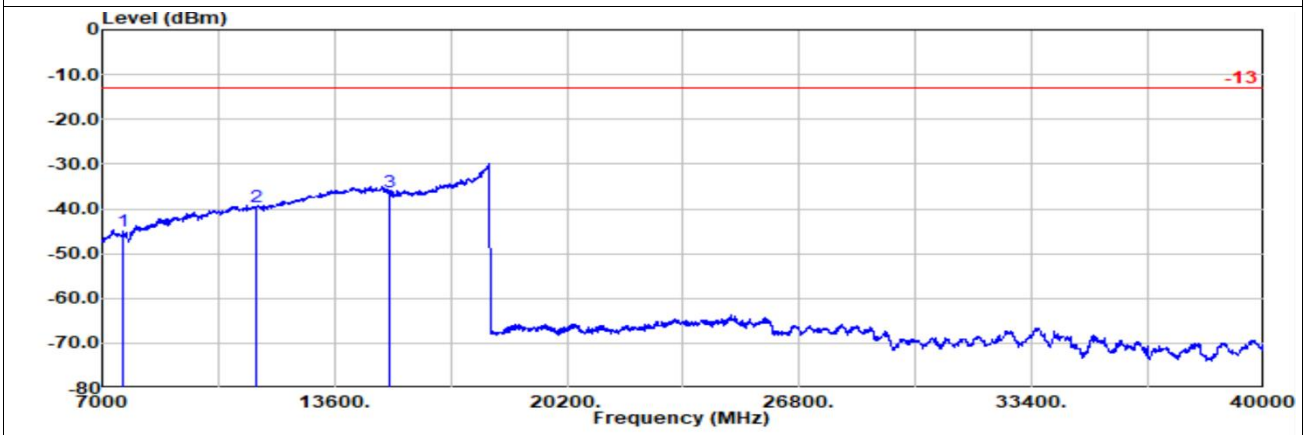

Site : 03CH15-HY
Condition: -13 3m 9120D-02294_250606 Vertical
: SA n77 100M Ch656000 1RB1 BPSK

	Freq	Level	Detector	Ant Factor	Amp\Cb l	Filter	EIRPCF	Readin g	Limit	Margin	Pol
	MHz	dBm		dB/m	dB	dB	dB	dBuV	dBm	dB	
1	7582.00	-44.96	RMS	36.16	-21.33	0.78	-95.23	34.66	-13.00	-31.96	Vertical
2	11373.00	-39.50	RMS	39.07	-18.12	0.60	-95.23	34.18	-13.00	-26.50	Vertical
3	15162.00	-36.35	RMS	39.04	-15.95	0.50	-95.23	35.29	-13.00	-23.35	Vertical

Ant 1+0

Part 27O Mode 2

NR SA n77 100M Ch656000 1RB1 BPSK

M

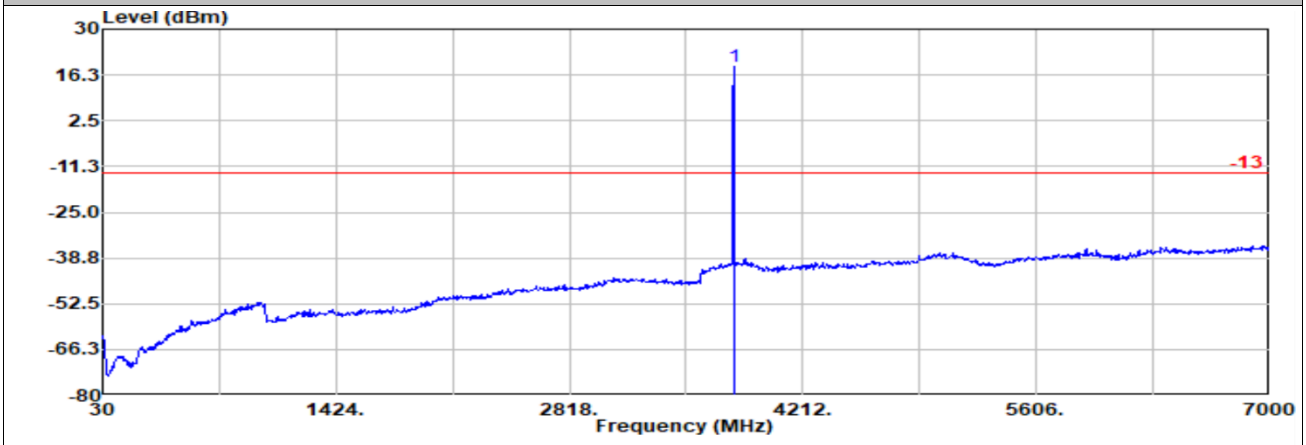


```
Site      : 03CH15-HY
Condition: -13 3m 9120D-02294_240620 Horizontal
          : SA n77 100M Ch656000 1RB1 BPSK
          : #1 is fundamental signal which can be ignored.
```

	Freq	Level	Detector	Ant Factor	Amp\Cb l	Filter	EIRPCF	Readin g	Limit	Margin	Pol
	MHz	dBm		dB/m	dB	dB	dB	dBuV	dBm	dB	
1	3802.00	18.89	RMS	30.52	7.17	0.00	-95.23	76.43	-13.00	31.89	Horizontal

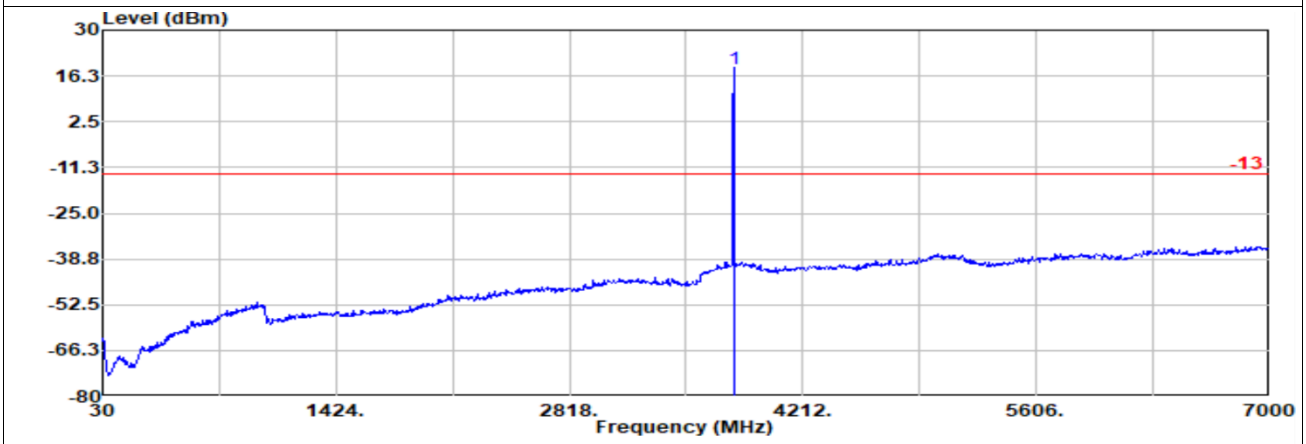


```
Site      : 03CH15-HY
Condition: -13 3m 9120D-02294_240620 Vertical
          : SA n77 100M Ch656000 1RB1 BPSK
          : #1 is fundamental signal which can be ignored.
```

	Freq	Level	Detector	Ant Factor	Amp\Cb l	Filter	EIRPCF	Readin g	Limit	Margin	Pol
	MHz	dBm		dB/m	dB	dB	dB	dBuV	dBm	dB	
1	3802.00	18.40	RMS	30.52	7.17	0.00	-95.23	75.94	-13.00	31.40	Vertical