Appendix Test Data

Report No:	182512C400247101	Test Sample NO:	1-2-2
Start Test Date:	2024.6.25	Finish Test Date:	2024.6.26
Test Engineer:	Joker Huang	Auditor:	Justin Feng
Temperature:	24.3℃	Relative Humidity:	56%
Pressure:	101 kPa		

Appendix A: DTS Bandwidth

Test Result

TestMode	Antenna	Frequency[MHz]	DTS BW [MHz]	FL[MHz]	FH[MHz]	Limit[MHz]	Verdict
11B	Ant1	2412	9.08	2407.48	2416.56	0.5	PASS
11B	Ant1	2437	9.08	2432.52	2441.60	0.5	PASS
11B	Ant1	2462	9.56	2457.04	2466.60	0.5	PASS
11G	Ant1	2412	16.32	2403.92	2420.24	0.5	PASS
11G	Ant1	2437	13.84	2429.52	2443.36	0.5	PASS
11G	Ant1	2462	16.32	2453.88	2470.20	0.5	PASS
11N20SISO	Ant1	2412	17.04	2403.52	2420.56	0.5	PASS
11N20SISO	Ant1	2437	12.68	2430.72	2443.40	0.5	PASS
11N20SISO	Ant1	2462	17.24	2453.56	2470.80	0.5	PASS

Test Graphs

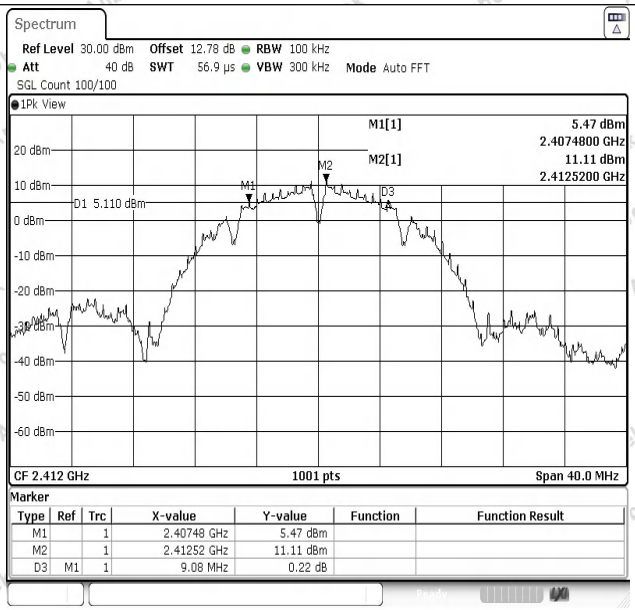

11B-Ant1-2412-PASS

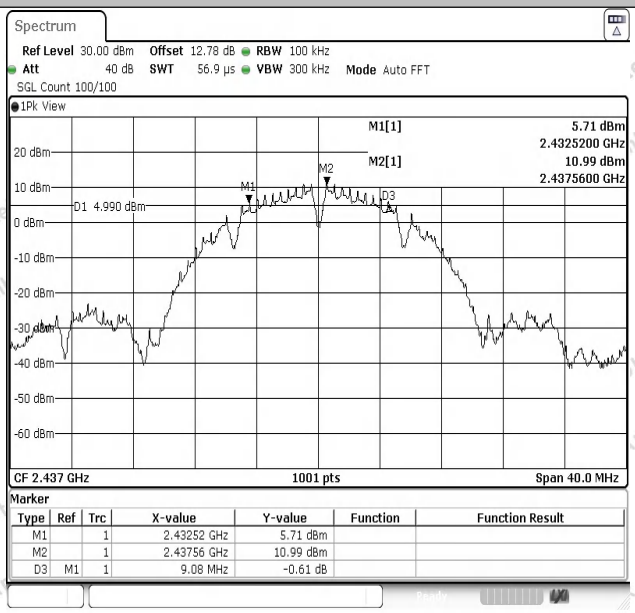

11B-Ant1-2437-PASS

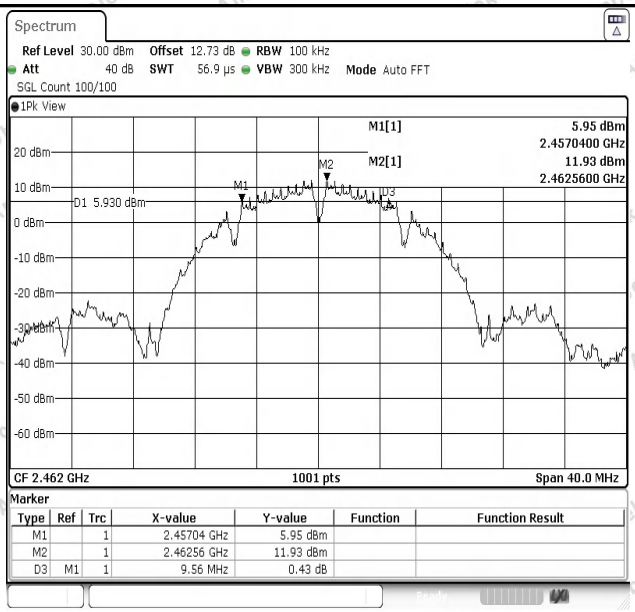

11B-Ant1-2462-PASS

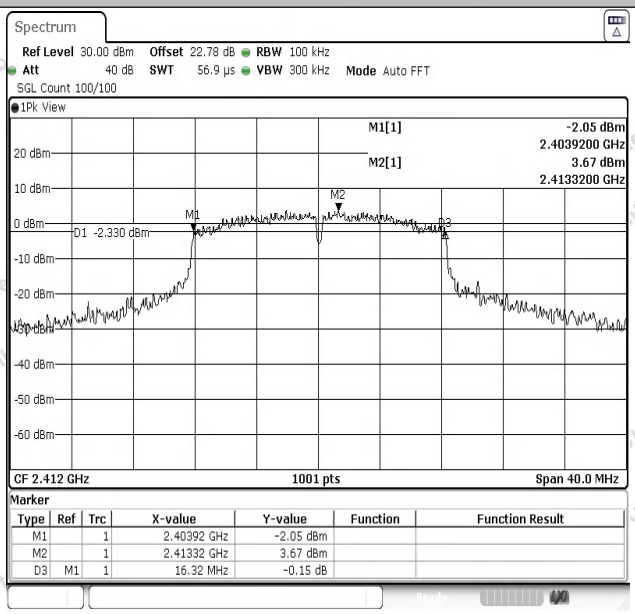

11G-Ant1-2412-PASS

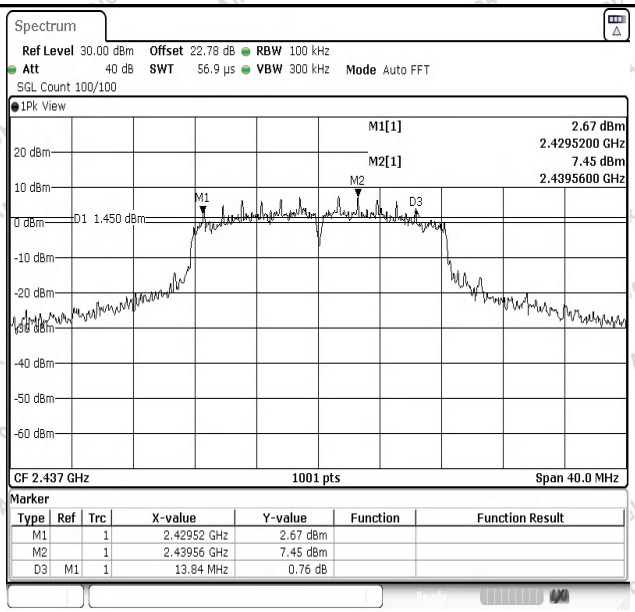

11G-Ant1-2437-PASS

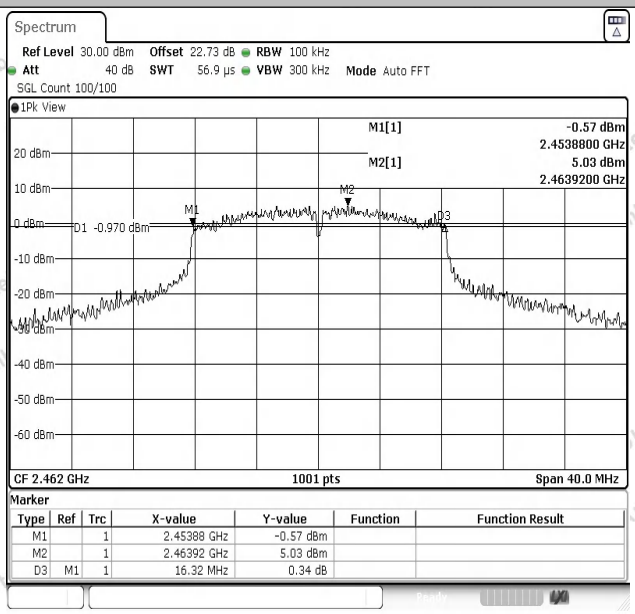

11G-Ant1-2462-PASS

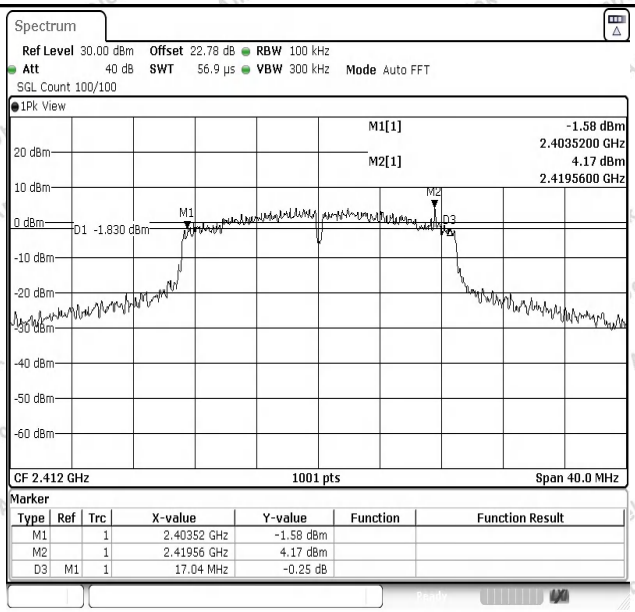

11N20SISO-Ant1-2412-PASS

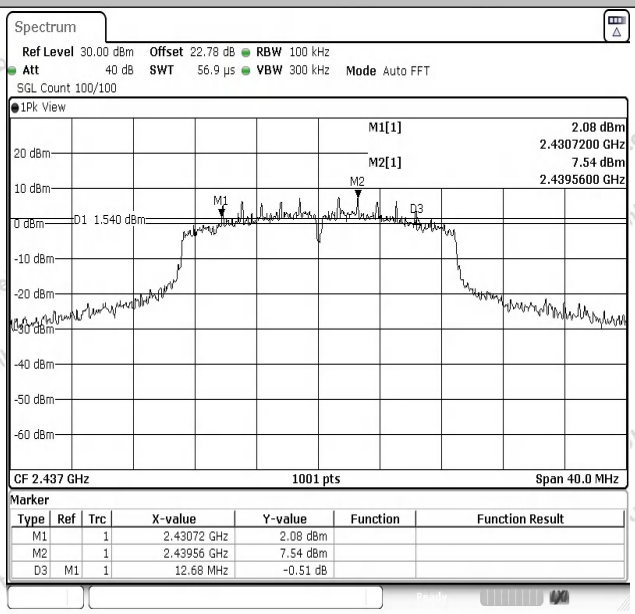

11N20SISO-Ant1-2437-PASS

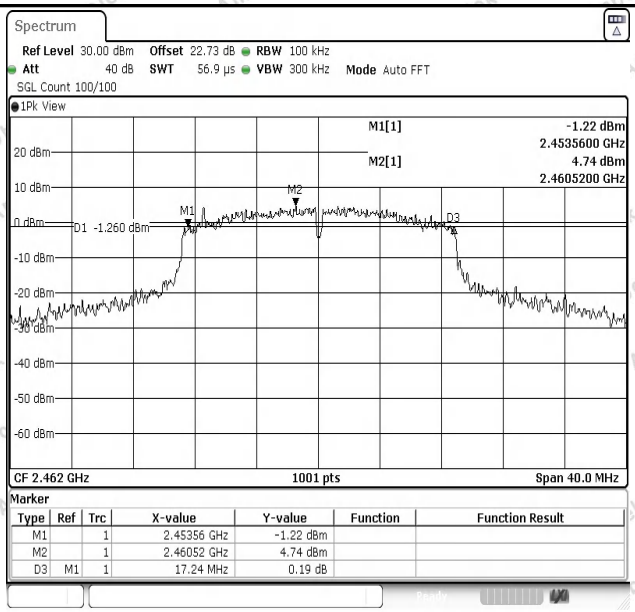

11N20SISO-Ant1-2462-PASS

Appendix B: Occupied Channel Bandwidth

Test Result

TestMode	Antenna	Channel Frequency[MHz]	OCB [MHz]	FL[MHz]	FH[MHz]	Limit[MHz]	Verdict
11B	Ant1	2412	14.466	2404.8072	2419.2727	---	---
11B	Ant1	2437	14.585	2429.8472	2444.4326	---	---
11B	Ant1	2462	14.665	2454.8072	2469.4725	---	---
11G	Ant1	2412	16.823	2403.5684	2420.3916	---	---
11G	Ant1	2437	16.783	2428.6084	2445.3916	---	---
11G	Ant1	2462	16.743	2453.6084	2470.3516	---	---
11N20SISO	Ant1	2412	18.102	2402.9690	2421.0709	---	---
11N20SISO	Ant1	2437	18.342	2428.1289	2446.4705	---	---
11N20SISO	Ant1	2462	17.782	2453.1289	2470.9111	---	---

Test Graphs

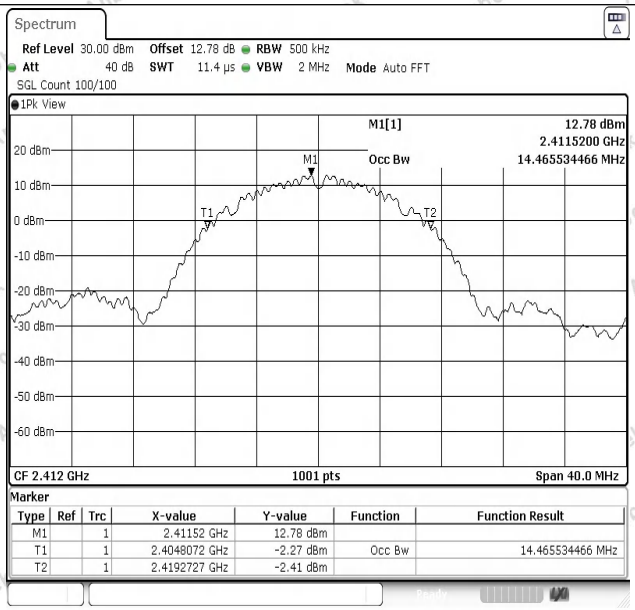

11B-Ant1-2412

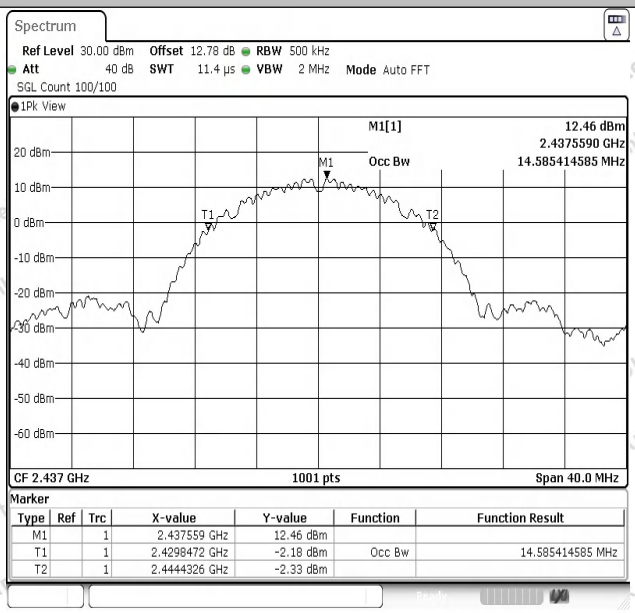

11B-Ant1-2437

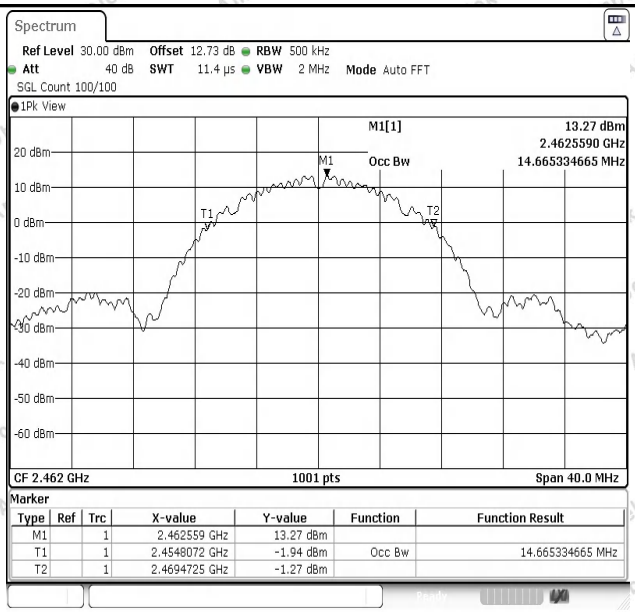

11B-Ant1-2462

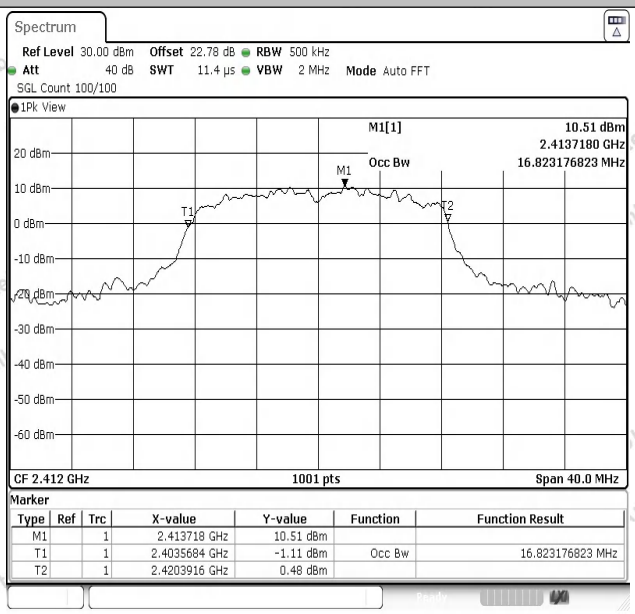

11G-Ant1-2412

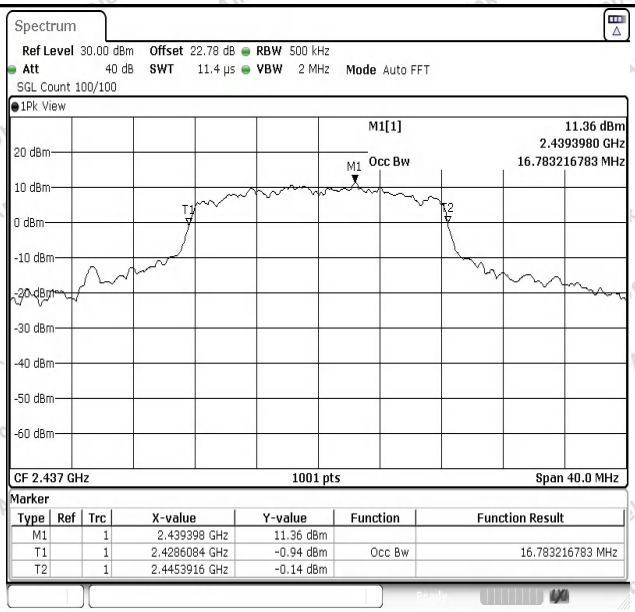

11G-Ant1-2437

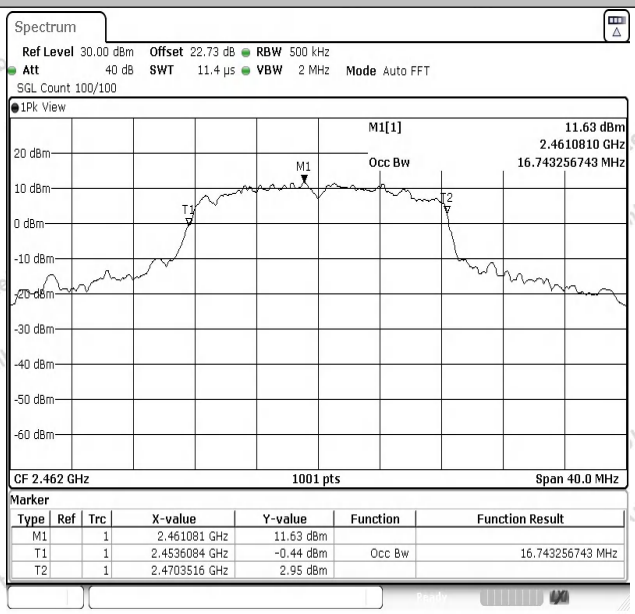

11G-Ant1-2462

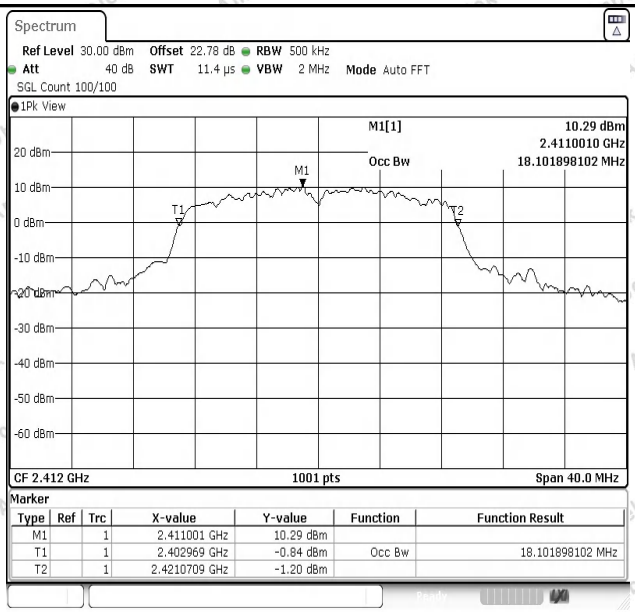

11N20SISO-Ant1-2412

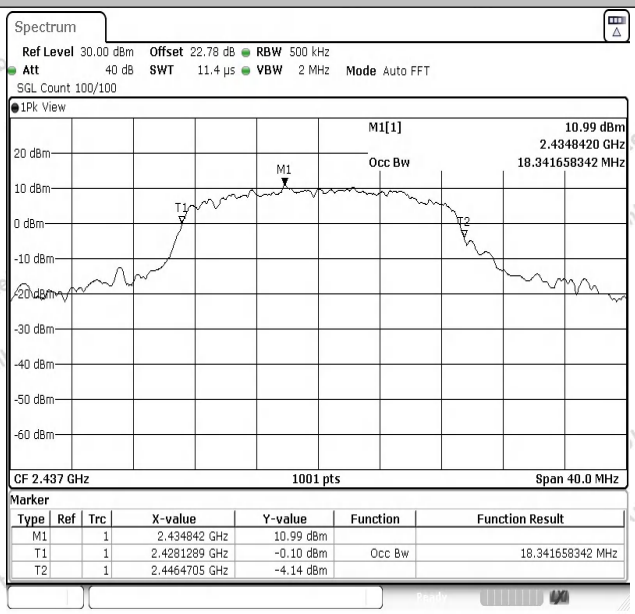

11N20SISO-Ant1-2437

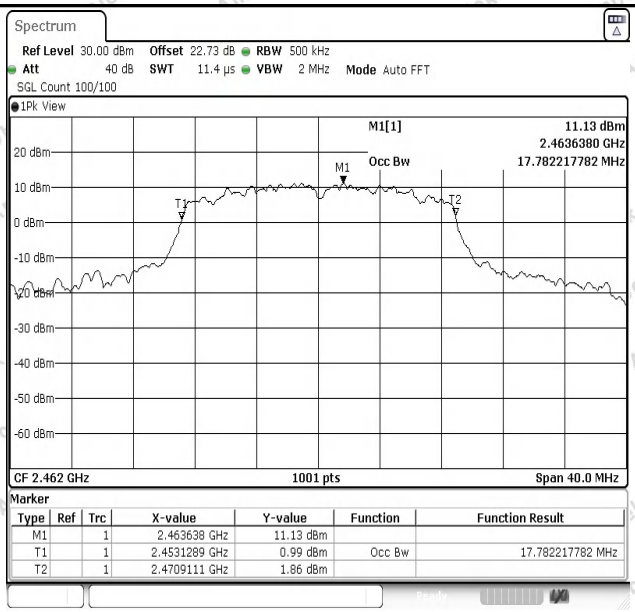

11N20SISO-Ant1-2462

Appendix C: Maximum conducted output power

Test Result Average

Test Mode	Antenna	Frequency [MHz]	Set Power	Average power [dBm]	Duty Cycle [%]	DC Factor [dBm]	Result [dBm]	Limit [dBm]	Verdict
11B	Ant1	2412	NA	19.84	98.82	0.05	19.89	≤30.00	PASS
11B	Ant1	2437	NA	20.04	98.83	0.05	20.09	≤30.00	PASS
11B	Ant1	2462	NA	20.96	98.94	0.05	**21.01**	≤30.00	PASS
11G	Ant1	2412	NA	16.90	93.33	0.30	17.20	≤30.00	PASS
11G	Ant1	2437	NA	17.24	93.33	0.30	17.54	≤30.00	PASS
11G	Ant1	2462	NA	18.03	93.33	0.30	18.33	≤30.00	PASS
11N20SISO	Ant1	2412	NA	17.07	92.91	0.32	17.39	≤30.00	PASS
11N20SISO	Ant1	2437	NA	17.17	92.91	0.32	17.49	≤30.00	PASS
11N20SISO	Ant1	2462	NA	17.96	92.91	0.32	18.28	≤30.00	PASS

Test Graphs Average

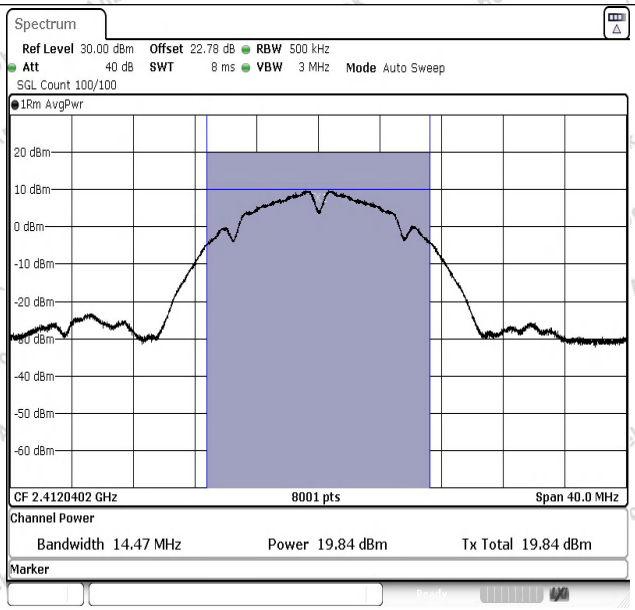

11B-Ant1-2412-PASS

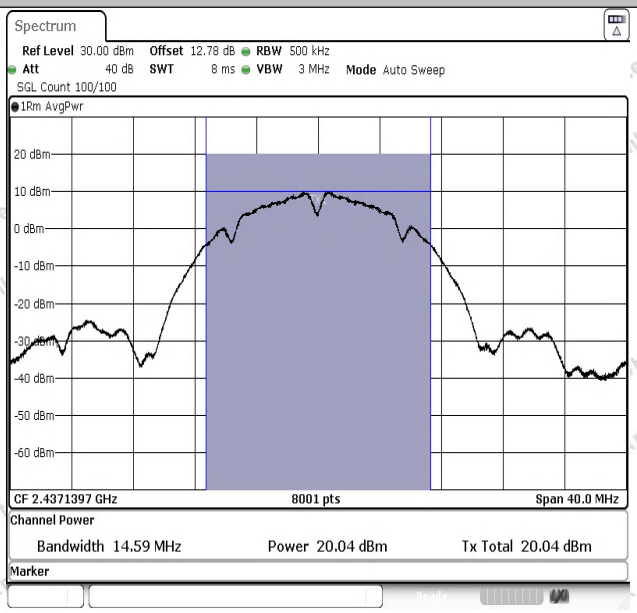

11B-Ant1-2437-PASS

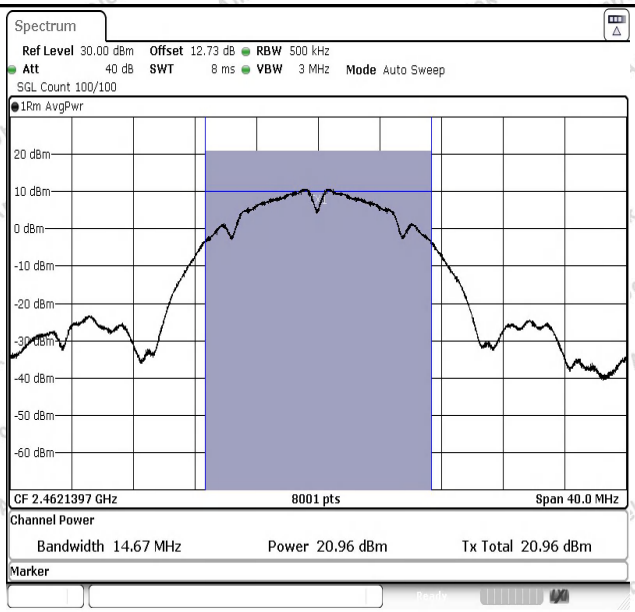

11B-Ant1-2462-PASS

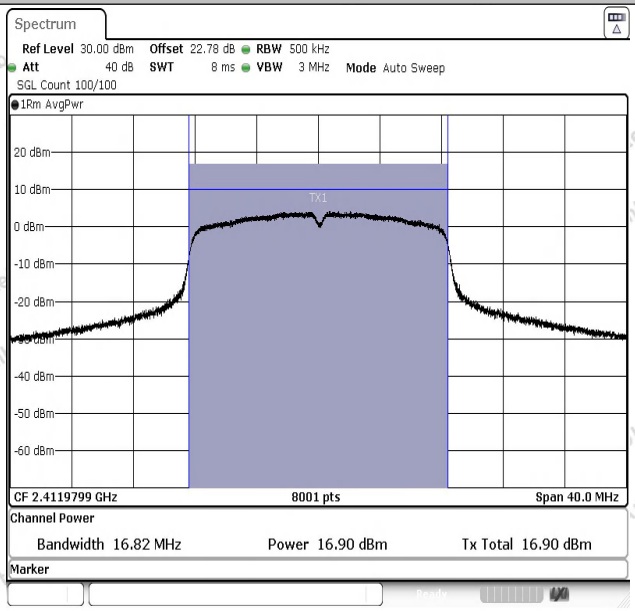

11G-Ant1-2412-PASS

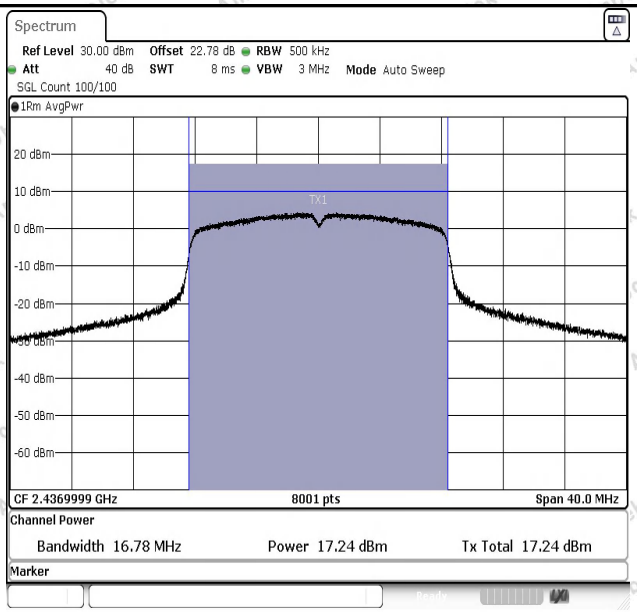

11G-Ant1-2437-PASS

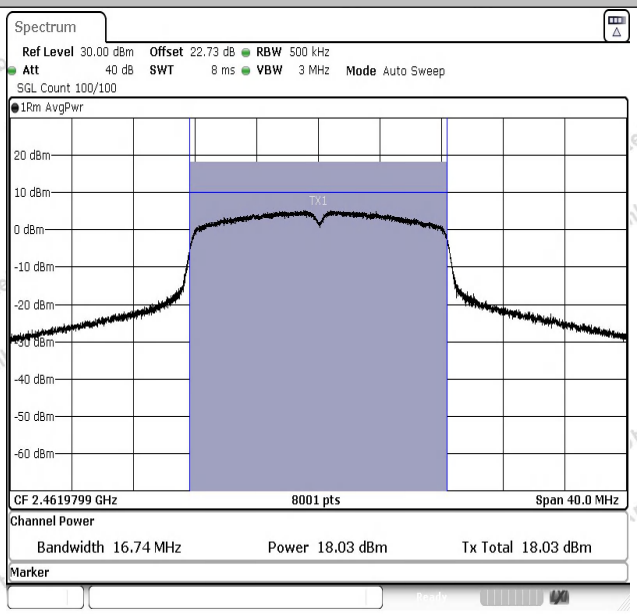

11G-Ant1-2462-PASS

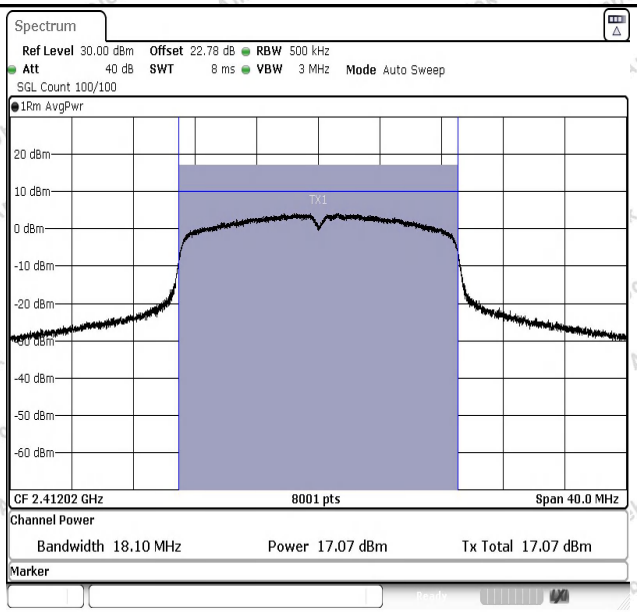

11N20SISO-Ant1-2412-PASS

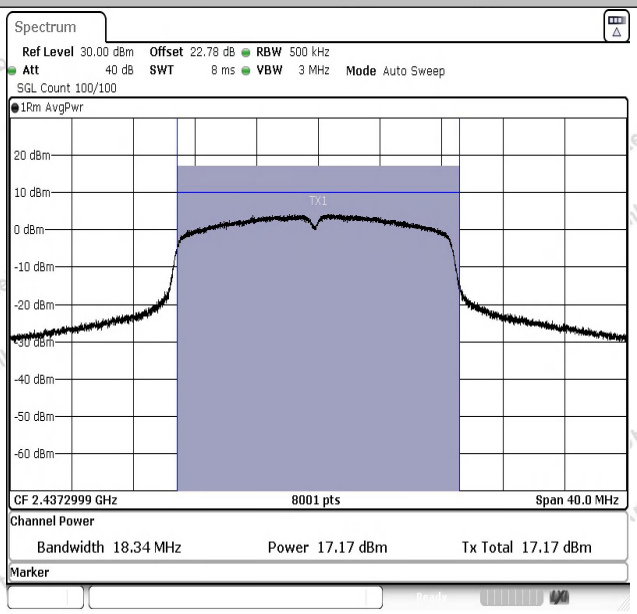

11N20SISO-Ant1-2437-PASS

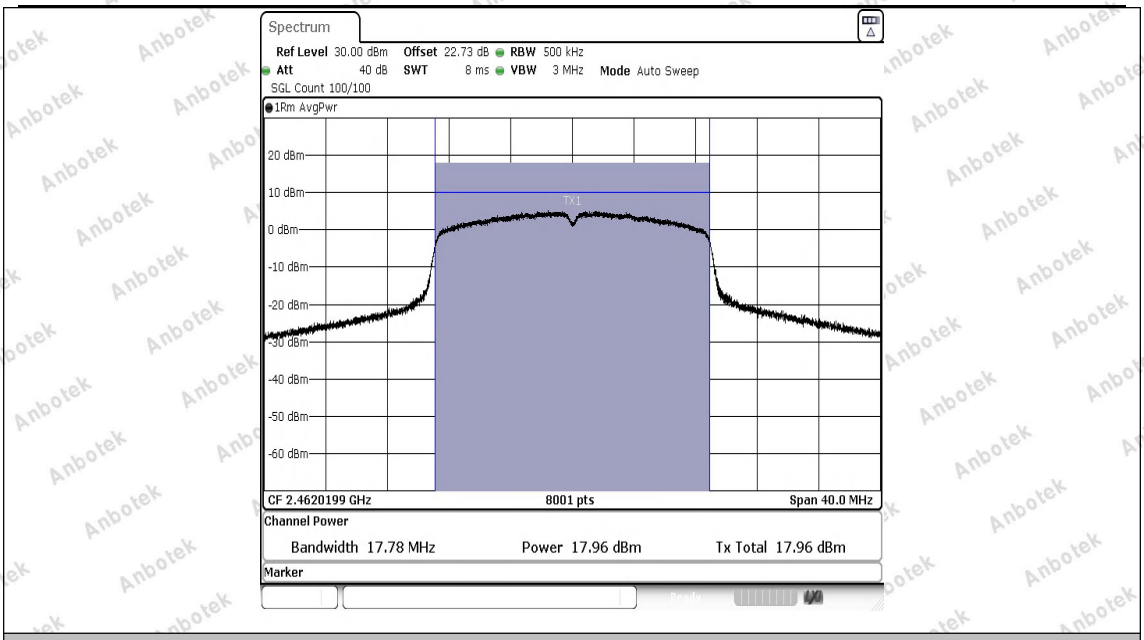

11N20SISO-Ant1-2462-PASS

Appendix D: Maximum power spectral density

Test Result

TestMode	Antenna	Frequency[MHz]	Result[dBm/3/kHz]	Limit[dBm/3kHz]	Verdict
11B	Ant1	2412	-9.76	≤8.00	PASS
11B	Ant1	2437	-10.45	≤8.00	PASS
11B	Ant1	2462	-10.19	≤8.00	PASS
11G	Ant1	2412	-16.18	≤8.00	PASS
11G	Ant1	2437	-15.75	≤8.00	PASS
11G	Ant1	2462	-15.28	≤8.00	PASS
11N20SISO	Ant1	2412	-15.68	≤8.00	PASS
11N20SISO	Ant1	2437	-15.85	≤8.00	PASS
11N20SISO	Ant1	2462	-14.88	≤8.00	PASS

Test Graphs

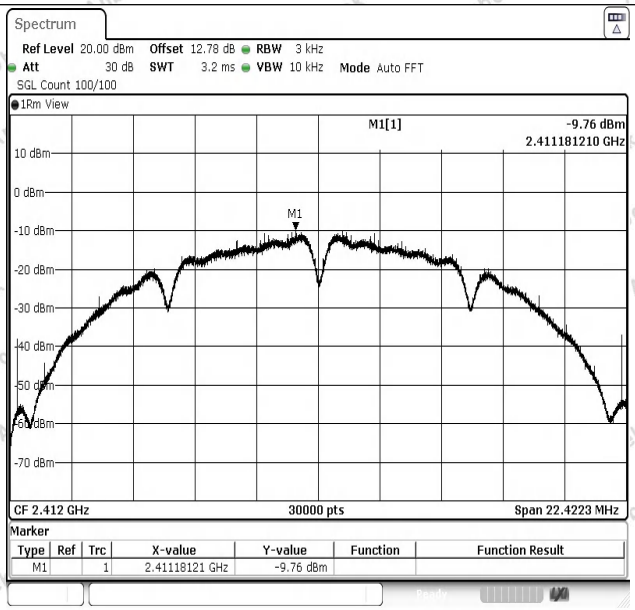

11B-Ant1-2412-PASS

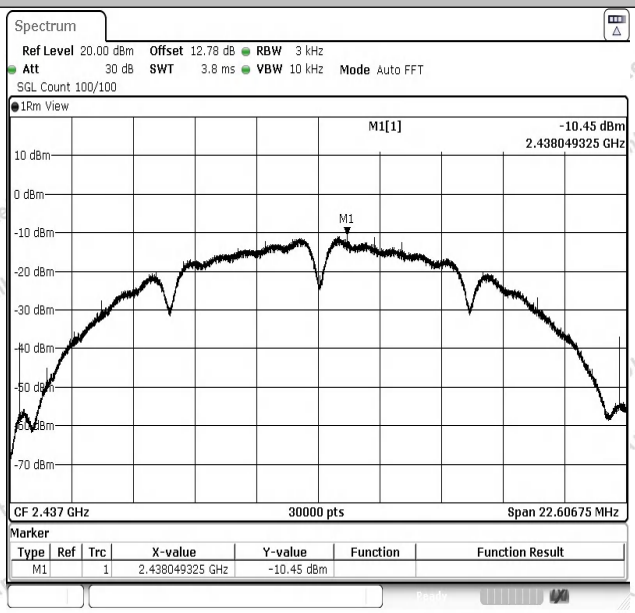

11B-Ant1-2437-PASS

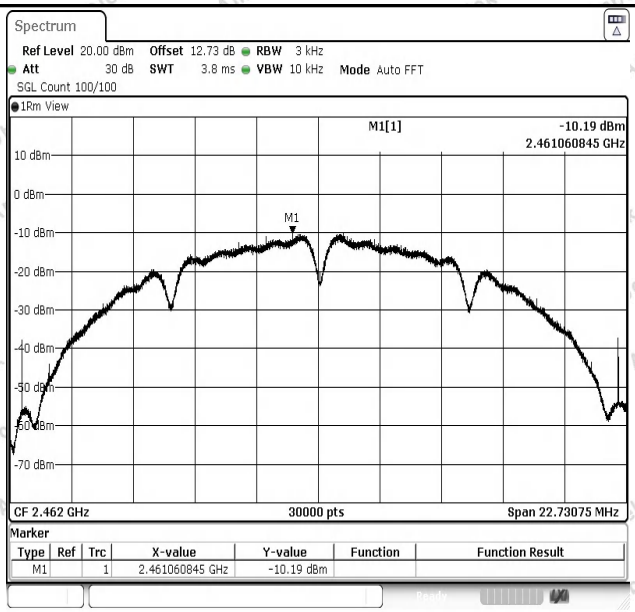

11B-Ant1-2462-PASS

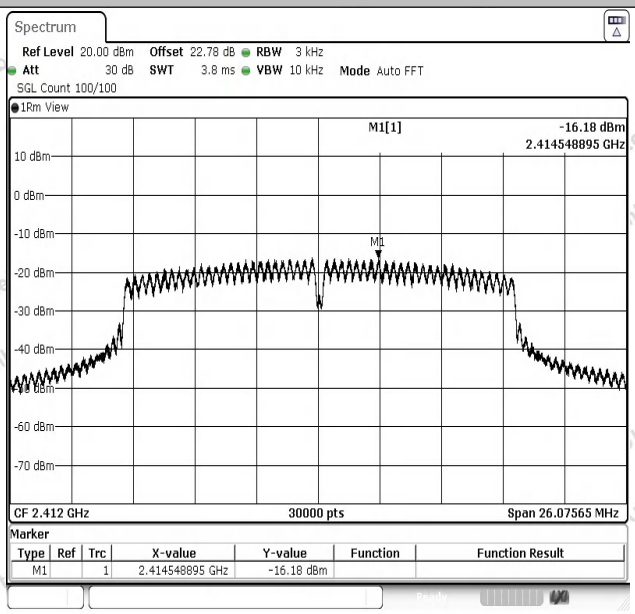

11G-Ant1-2412-PASS

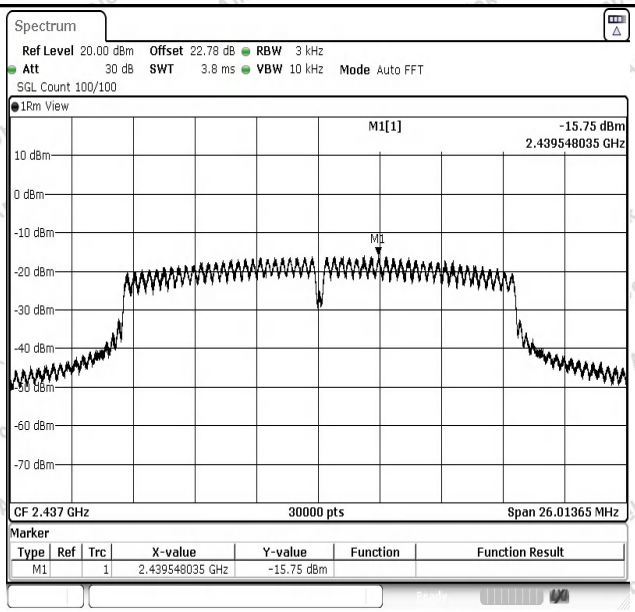

11G-Ant1-2437-PASS

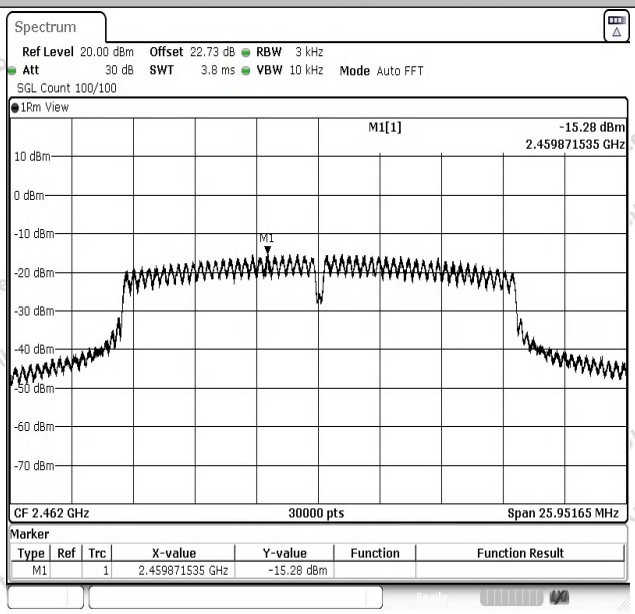

11G-Ant1-2462-PASS

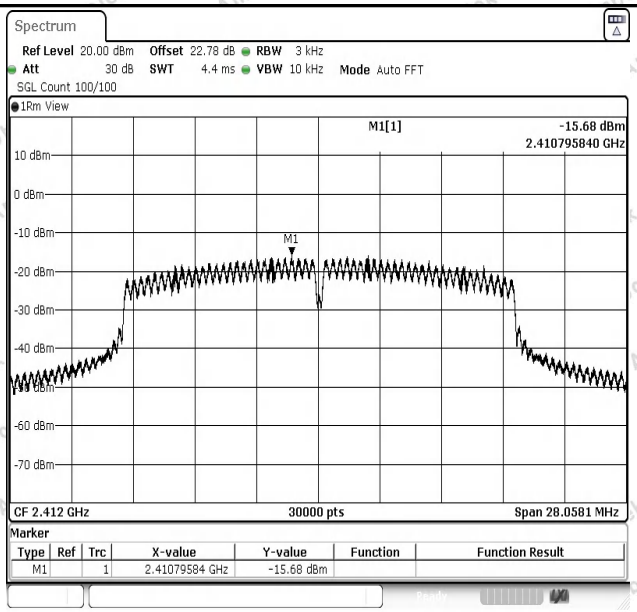

11N20SISO-Ant1-2412-PASS

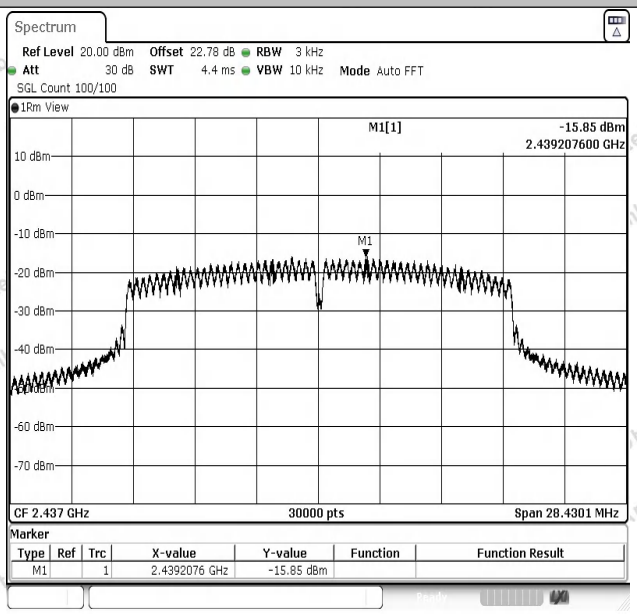

11N20SISO-Ant1-2437-PASS

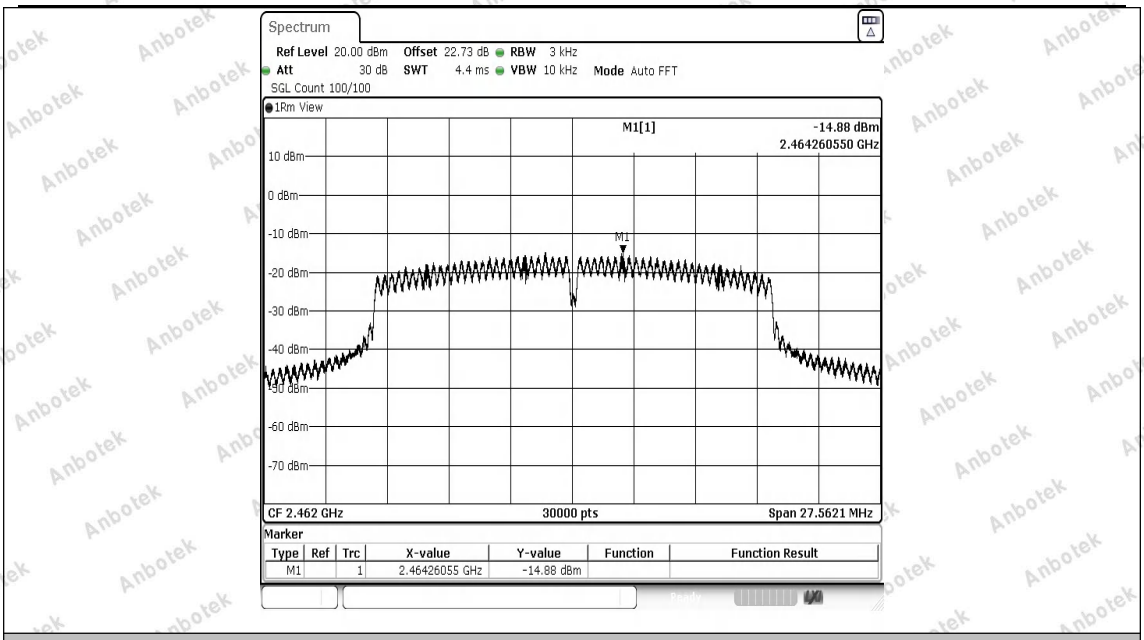

11N20SISO-Ant1-2462-PASS

Appendix E: Band edge measurements

Test Result

TestMode	Antenna	ChName	Frequency [MHz]	RefLevel[dBm]	Result[dBm]	Limit[dBm]	Verdict
11B	Ant1	Low	2412	7.44	-24.93	≤-22.56	PASS
11B	Ant1	High	2462	7.80	-37.54	≤-22.2	PASS
11G	Ant1	Low	2412	2.65	-28.54	≤-27.35	PASS
11G	Ant1	High	2462	2.85	-36.11	≤-27.15	PASS
11N20SISO	Ant1	Low	2412	3.28	-26.85	≤-26.72	PASS
11N20SISO	Ant1	High	2462	4.17	-36.99	≤-25.83	PASS