Appendix Test Data

Report No.:	1812C50136912502	Test Sample No.:	1-2-2
Start Test Date:	2025.04.15	Finish Test Date:	2025.05.28
Test Engineer:	Alex Peng	Auditor:	Justin Feng
Temperature:	26.5℃	Relative Humidity:	40%
Pressure:	101kPa		

Appendix A: 6dB Bandwidth

Test Result

Test Mode	Antenna	Frequency[MHz]	6dB BW [MHz]	FL[MHz]	FH[MHz]	Limit[MHz]	Verdict
11B	Ant1	2412	8.080	2408.000	2416.080	0.5	PASS
11B	Ant1	2437	8.080	2433.000	2441.080	0.5	PASS
11B	Ant1	2462	8.040	2458.040	2466.080	0.5	PASS
11G	Ant1	2412	16.280	2403.920	2420.200	0.5	PASS
11G	Ant1	2437	16.280	2428.920	2445.200	0.5	PASS
11G	Ant1	2462	16.320	2453.920	2470.240	0.5	PASS
11N20SISO	Ant1	2412	17.520	2403.320	2420.840	0.5	PASS
11N20SISO	Ant1	2437	17.280	2428.400	2445.680	0.5	PASS
11N20SISO	Ant1	2462	17.640	2453.240	2470.880	0.5	PASS
11AX20SISO	Ant1	2412	18.080	2402.840	2420.920	0.5	PASS
11AX20SISO	Ant1	2437	18.160	2428.120	2446.280	0.5	PASS
11AX20SISO	Ant1	2462	18.200	2452.880	2471.080	0.5	PASS

Test Graphs

11B-Ant1-2412-PASS

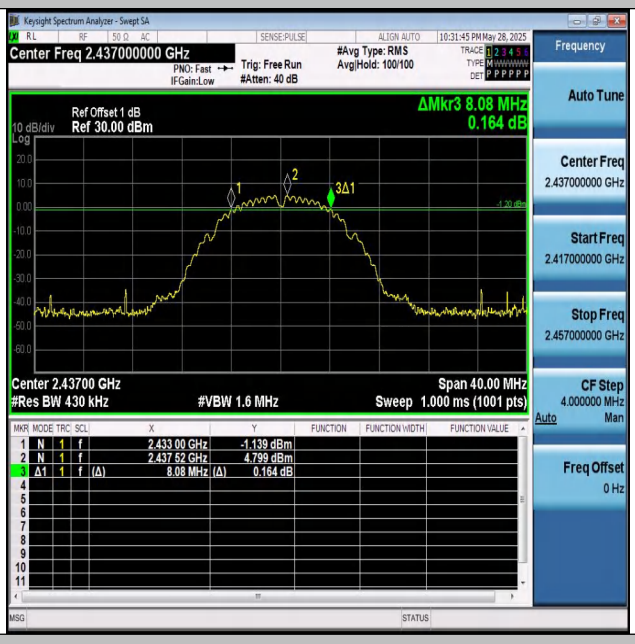

11B-Ant1-2437-PASS

11B-Ant1-2462-PASS

11G-Ant1-2412-PASS

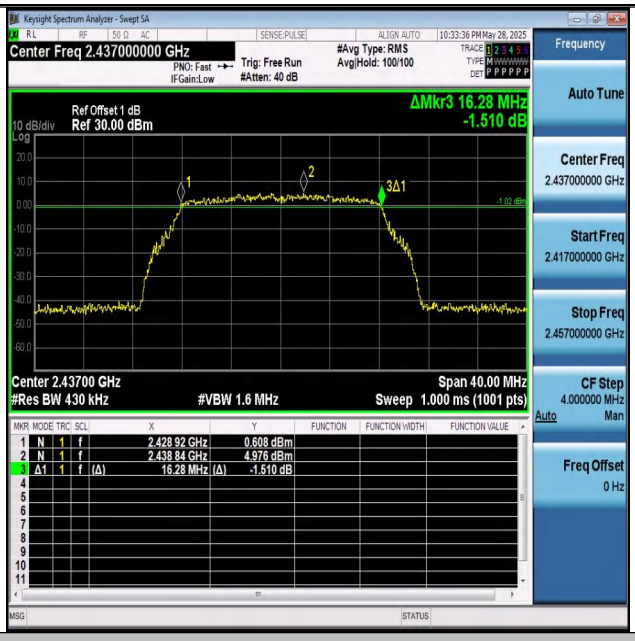

11G-Ant1-2437-PASS

11G-Ant1-2462-PASS

11N20SISO-Ant1-2412-PASS

11N20SISO-Ant1-2437-PASS

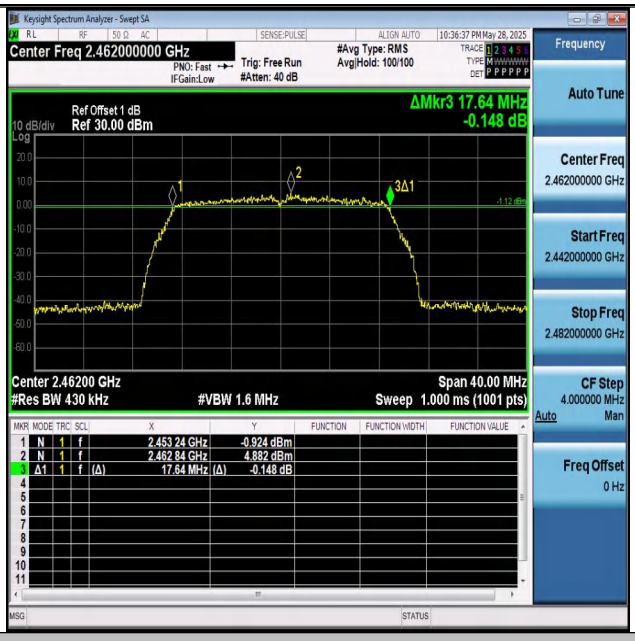

11N20SISO-Ant1-2462-PASS

11AX20SISO-Ant1-2412-PASS

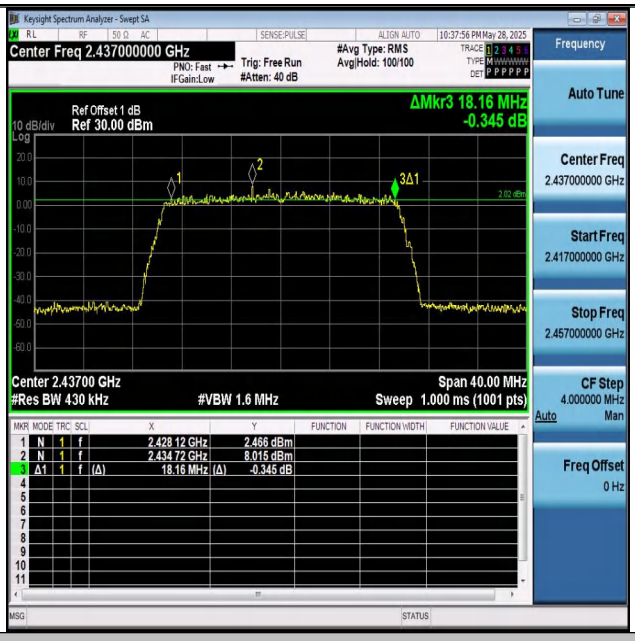

11AX20SISO-Ant1-2437-PASS

11AX20SISO-Ant1-2462-PASS

Appendix B: 99% Occupied Bandwidth

Test Result

Test Mode	Antenna	Channel Frequency[MHz]	OCB [MHz]	FL[MHz]	FH[MHz]	Limit[MHz]	Verdict
11B	Ant1	2412	10.655	2406.7261	2417.3811	---	---
11B	Ant1	2437	10.691	2431.7224	2442.4134	---	---
11B	Ant1	2462	10.695	2456.7378	2467.4328	---	---
11G	Ant1	2412	16.953	2403.6224	2420.5754	---	---
11G	Ant1	2437	16.946	2428.5706	2445.5166	---	---
11G	Ant1	2462	16.888	2453.6712	2470.5592	---	---
11N20SISO	Ant1	2412	18.035	2403.0080	2421.0430	---	---
11N20SISO	Ant1	2437	18.000	2428.0569	2446.0569	---	---
11N20SISO	Ant1	2462	18.004	2453.0557	2471.0597	---	---
11AX20SISO	Ant1	2412	19.080	2402.5205	2421.6005	---	---
11AX20SISO	Ant1	2437	19.101	2427.5230	2446.6240	---	---
11AX20SISO	Ant1	2462	19.067	2452.5108	2471.5778	---	---

Test Graphs

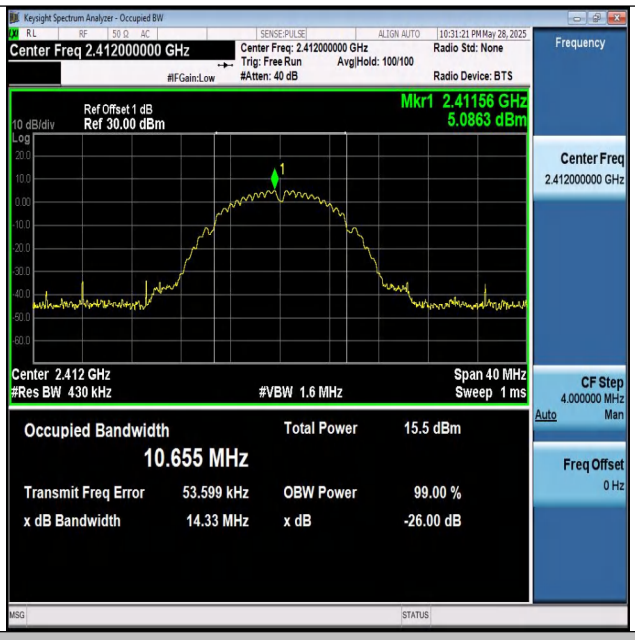

11B-Ant1-2412

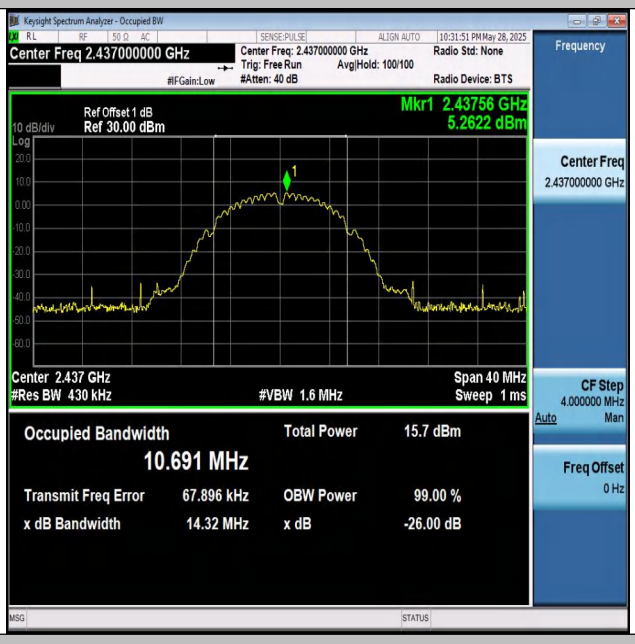

11B-Ant1-2437

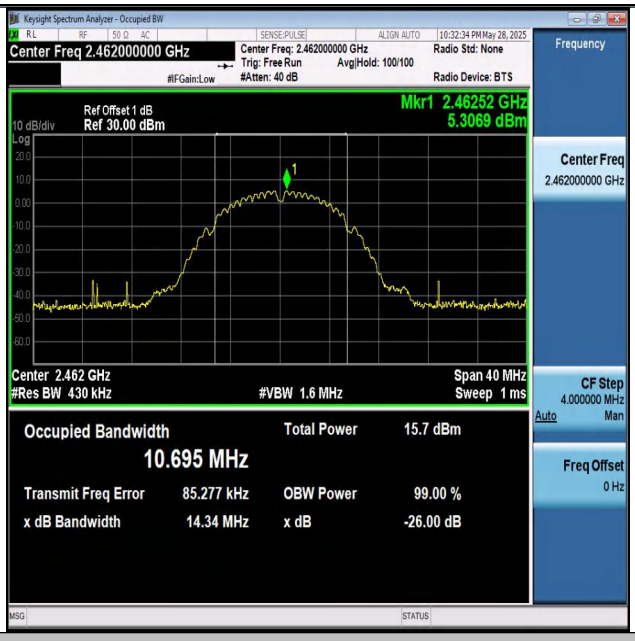

11B-Ant1-2462

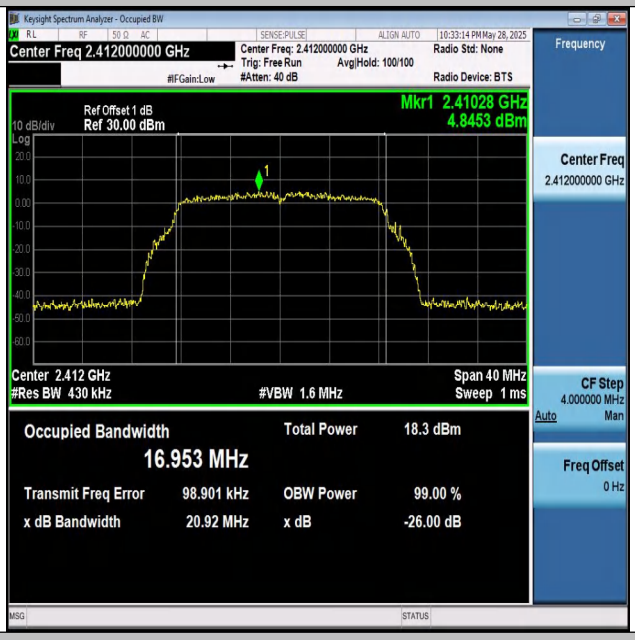

11G-Ant1-2412

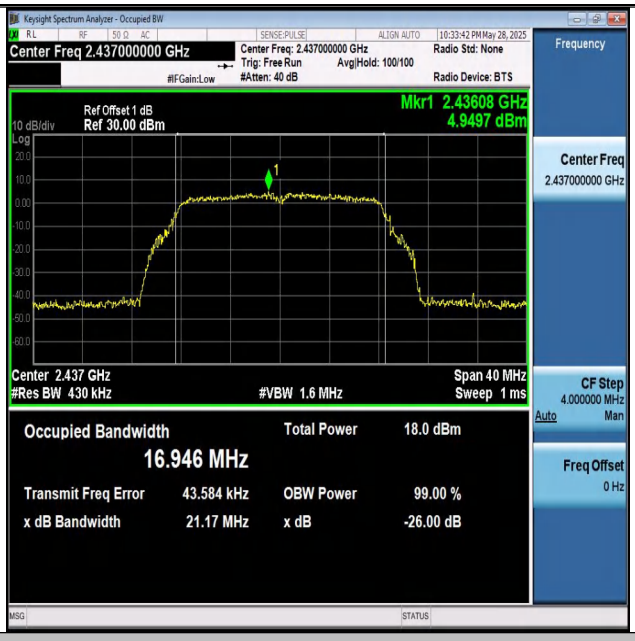

11G-Ant1-2437

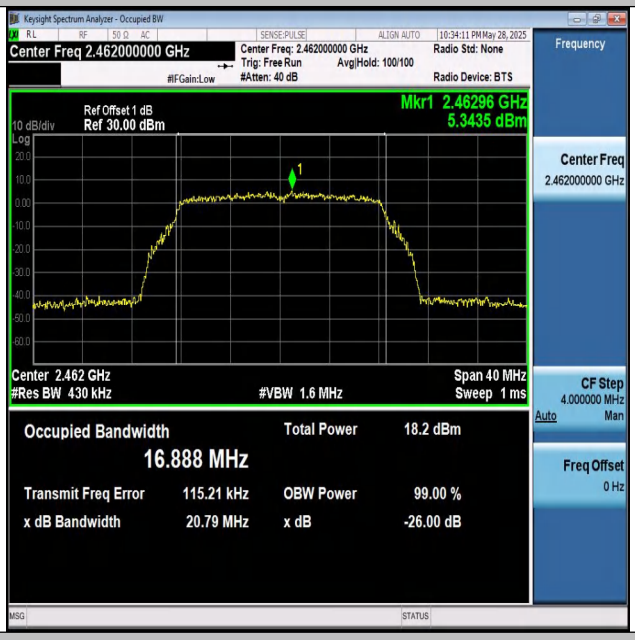

11G-Ant1-2462

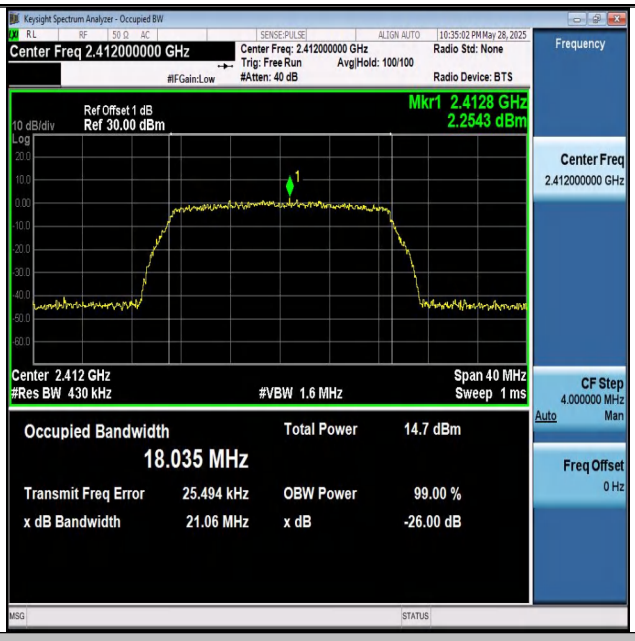

11N20SISO-Ant1-2412

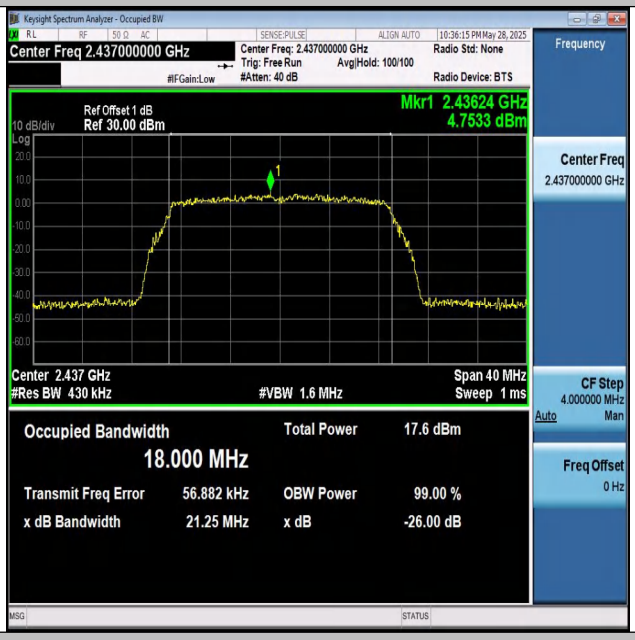

11N20SISO-Ant1-2437

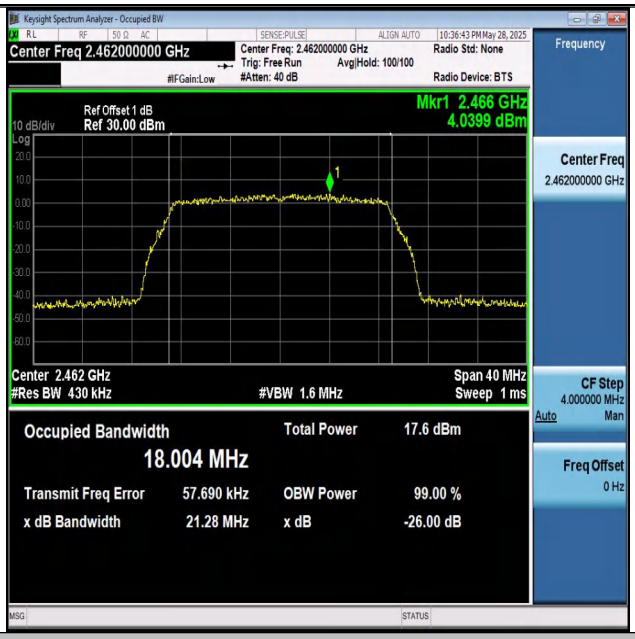

11N20SISO-Ant1-2462

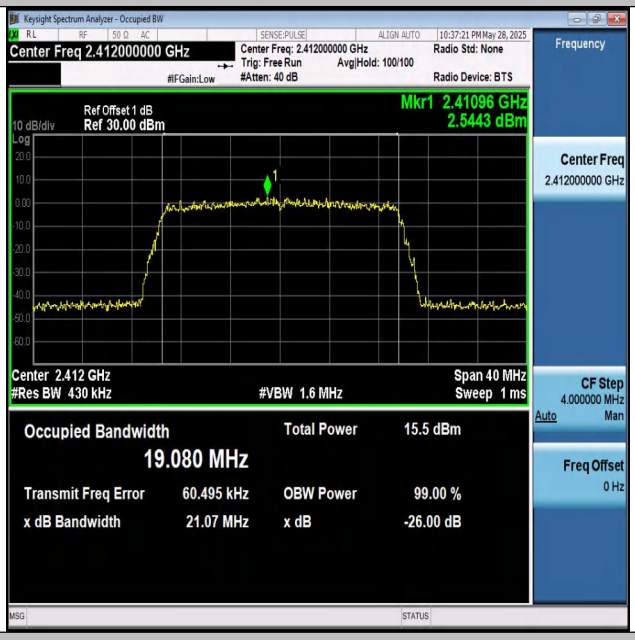

11AX20SISO-Ant1-2412

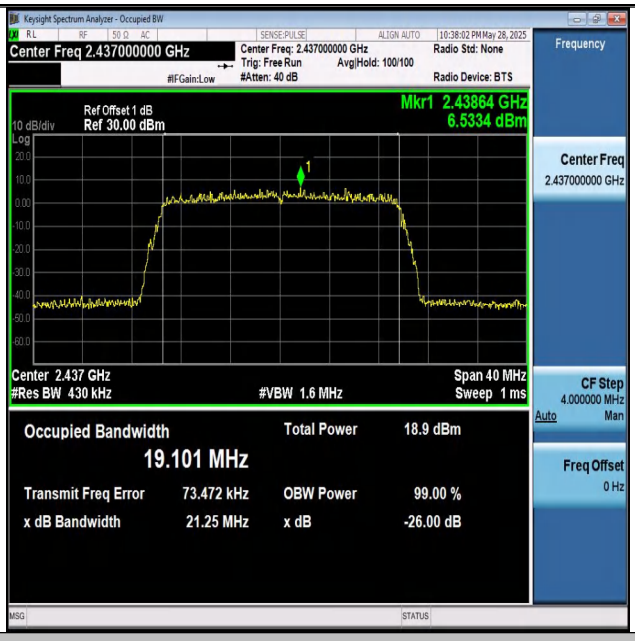

11AX20SISO-Ant1-2437

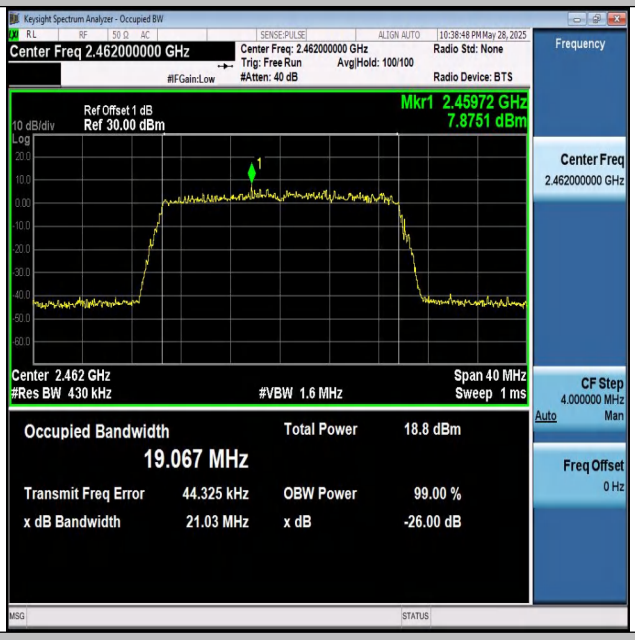

11AX20SISO-Ant1-2462

Appendix C: Maximum conducted output power

Test Result Average

Test Mode	Antenna	Frequency[MHz]	Average power [dBm]	Duty Cycle [%]	DC Factor [dB]	Result [dBm]	Limit [dBm]	Verdict
11B	Ant1	2412	12.28	100.00	0.00	12.28	≤30.00	PASS
11B	Ant1	2437	12.59	100.00	0.00	12.59	≤30.00	PASS
11B	Ant1	2462	12.50	100.00	0.00	12.50	≤30.00	PASS
11G	Ant1	2412	12.11	100.00	0.00	12.11	≤30.00	PASS
11G	Ant1	2437	11.81	100.00	0.00	11.81	≤30.00	PASS
11G	Ant1	2462	11.91	100.00	0.00	11.91	≤30.00	PASS
11N20SISO	Ant1	2412	11.57	100.00	0.00	11.57	≤30.00	PASS
11N20SISO	Ant1	2437	11.29	100.00	0.00	11.29	≤30.00	PASS
11N20SISO	Ant1	2462	11.35	100.00	0.00	11.35	≤30.00	PASS
11AX20SISO	Ant1	2412	11.16	100.00	0.00	11.16	≤30.00	PASS
11AX20SISO	Ant1	2437	11.33	100.00	0.00	11.33	≤30.00	PASS
11AX20SISO	Ant1	2462	11.34	100.00	0.00	11.34	≤30.00	PASS

Note：The Duty Cycle Factor(10*log(1/D)) and cable loss are compensated in the graph.

Test Graphs Average

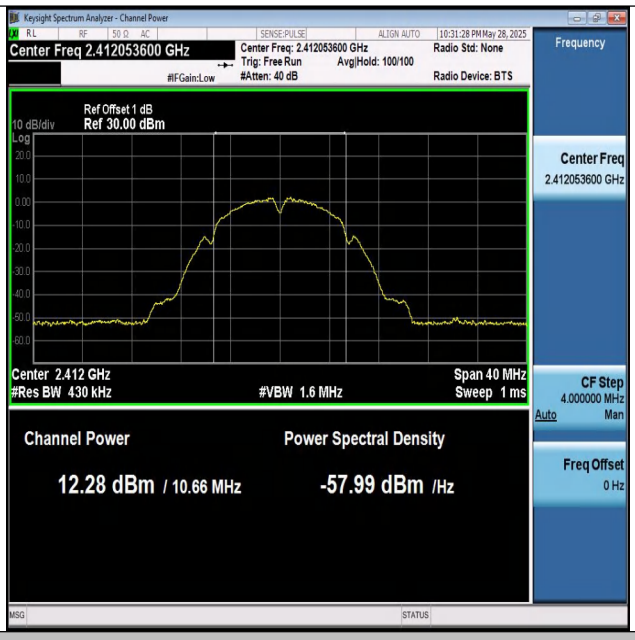

11B-Ant1-2412-PASS

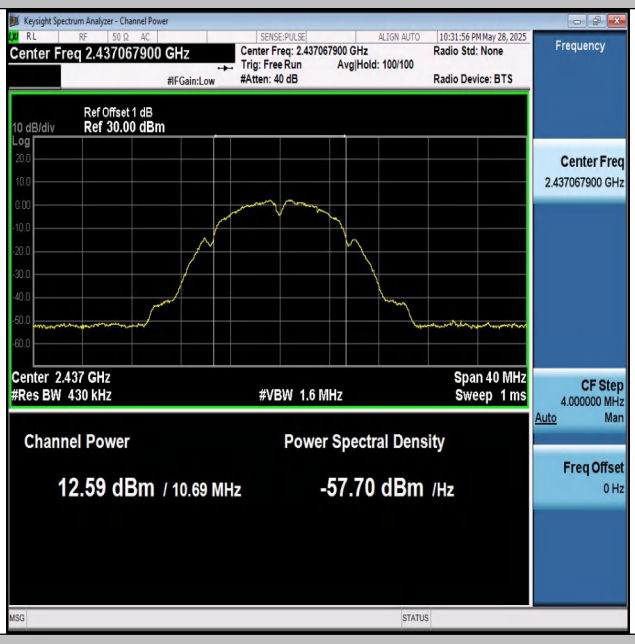

11B-Ant1-2437-PASS

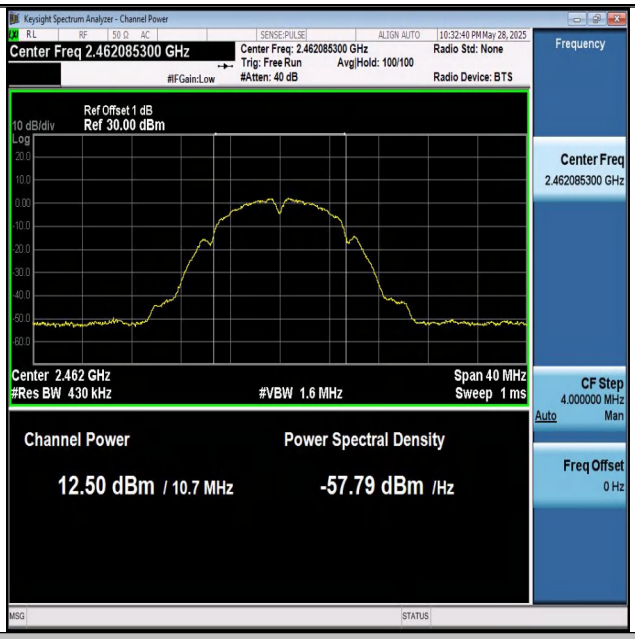

11B-Ant1-2462-PASS

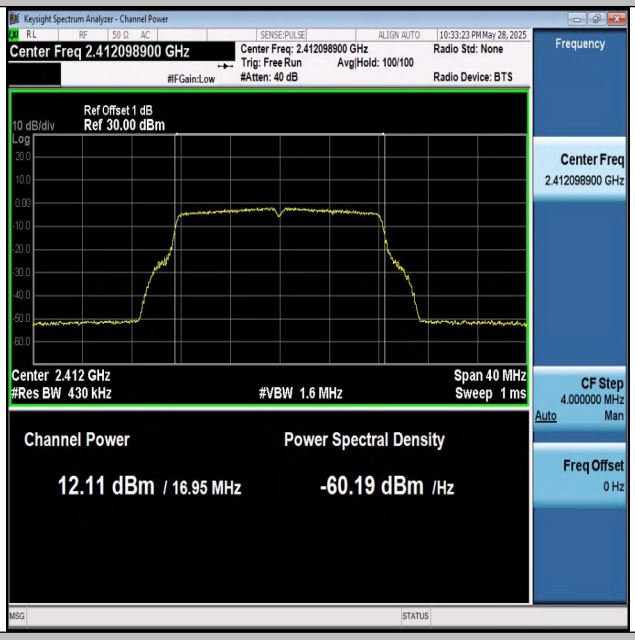

11G-Ant1-2412-PASS

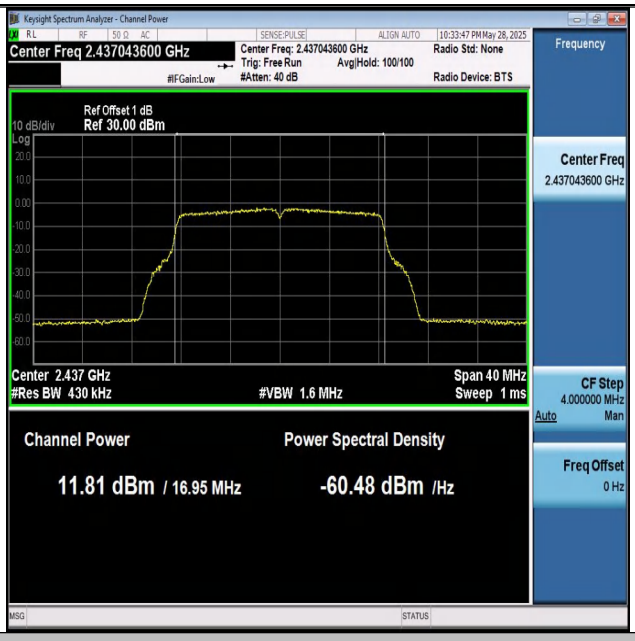

11G-Ant1-2437-PASS

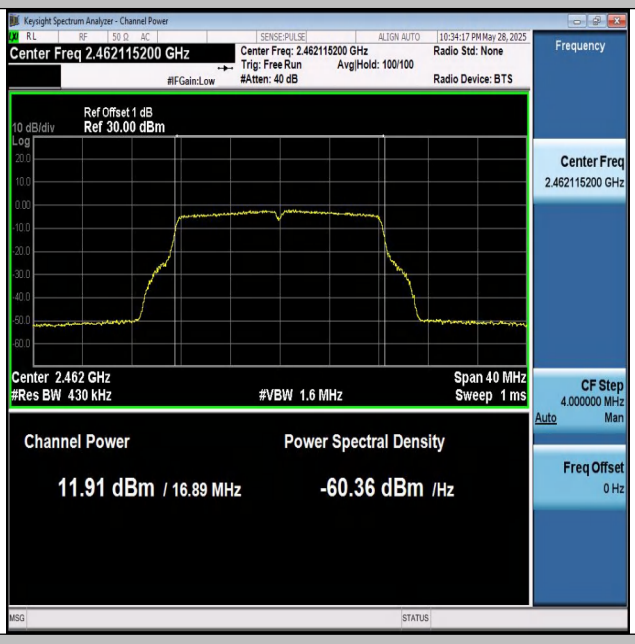

11G-Ant1-2462-PASS

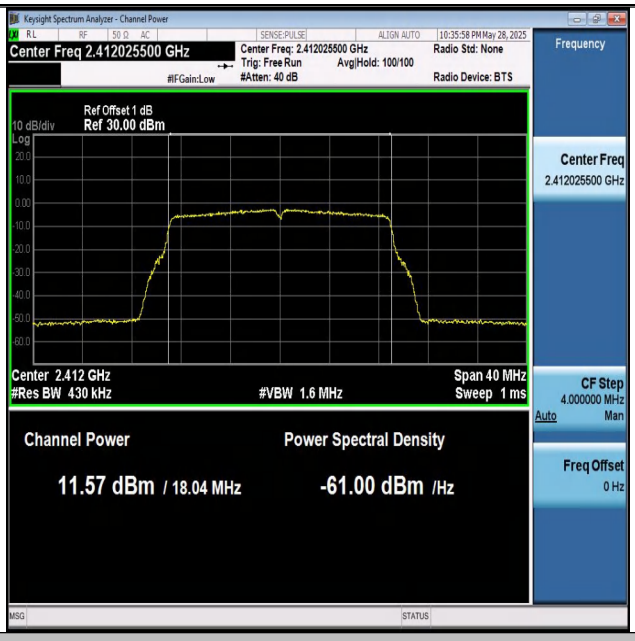

11N20SISO-Ant1-2412-PASS

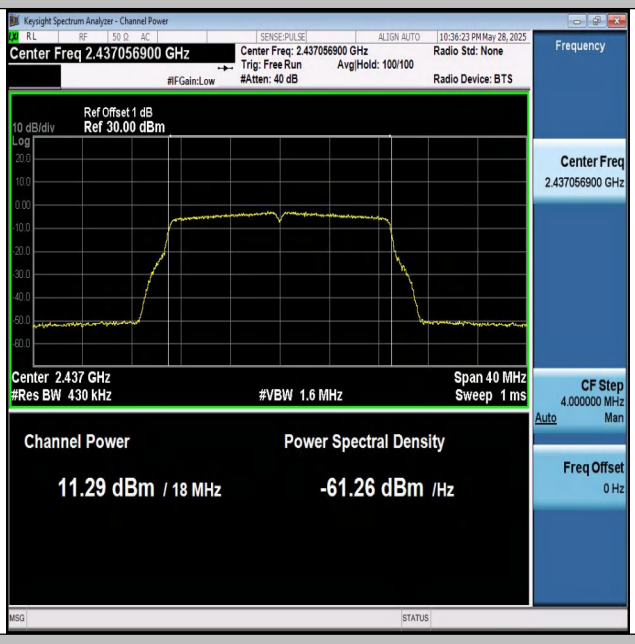

11N20SISO-Ant1-2437-PASS

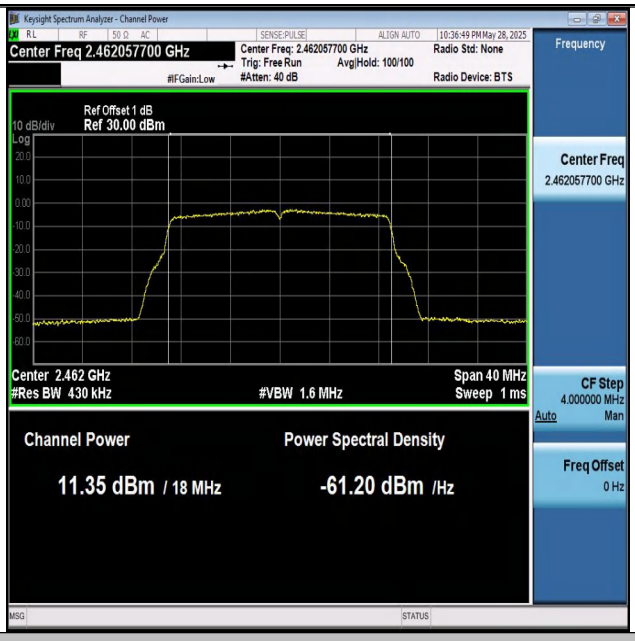

11N20SISO-Ant1-2462-PASS

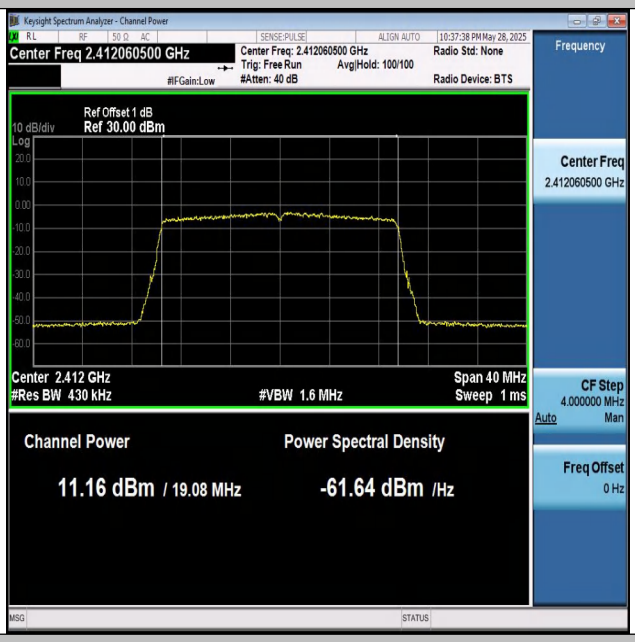

11AX20SISO-Ant1-2412-PASS

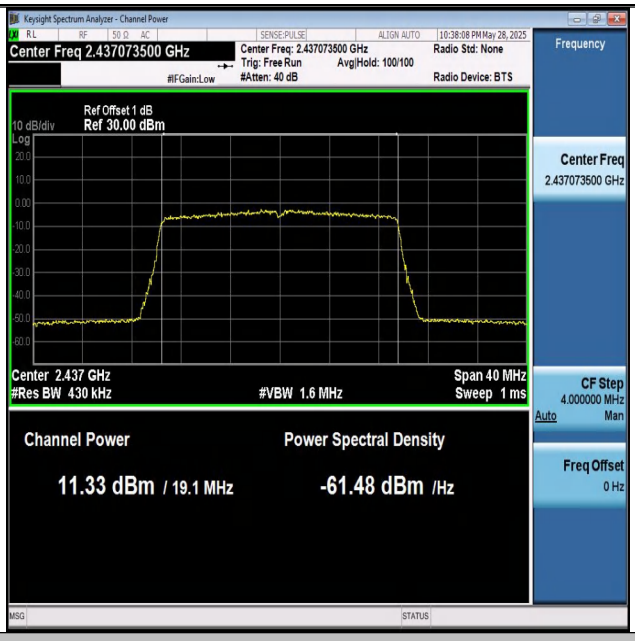

11AX20SISO-Ant1-2437-PASS

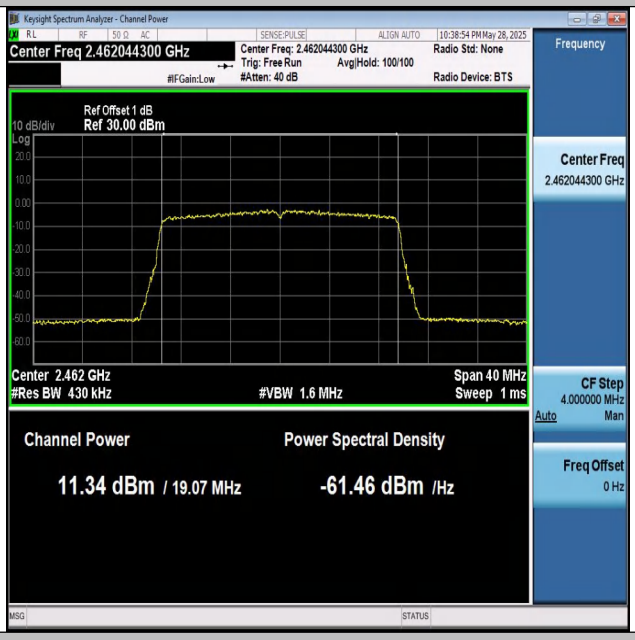

11AX20SISO-Ant1-2462-PASS

Appendix D: Maximum power spectral density

Test Result

Test Mode	Antenna	Frequency [MHz]	Result[dBm/30kHz]	Result[dBm/3kHz]	Limit[dBm/3kHz]	Verdict
11B	Ant1	2412	-8.52	-18.52	≤8.00	PASS
11B	Ant1	2437	-9.02	-19.02	≤8.00	PASS
11B	Ant1	2462	-9.30	-19.3	≤8.00	PASS
11G	Ant1	2412	-11.38	-21.38	≤8.00	PASS
11G	Ant1	2437	-11.37	-21.37	≤8.00	PASS
11G	Ant1	2462	-11.80	-21.8	≤8.00	PASS
11N20SISO	Ant1	2412	-11.36	-21.36	≤8.00	PASS
11N20SISO	Ant1	2437	-11.90	-21.9	≤8.00	PASS
11N20SISO	Ant1	2462	-11.86	-21.86	≤8.00	PASS
11AX20SISO	Ant1	2412	-11.06	-21.06	≤8.00	PASS
11AX20SISO	Ant1	2437	-11.74	-21.74	≤8.00	PASS
11AX20SISO	Ant1	2462	-11.93	-21.93	≤8.00	PASS

Note：

1. The Duty Cycle Factor(10*log(1/D)) and cable loss are compensated in the graph.
2. PSD(dBm/3kHz)= PSD(dBm/30kHz)- (10*log(30/3))

Test Graphs

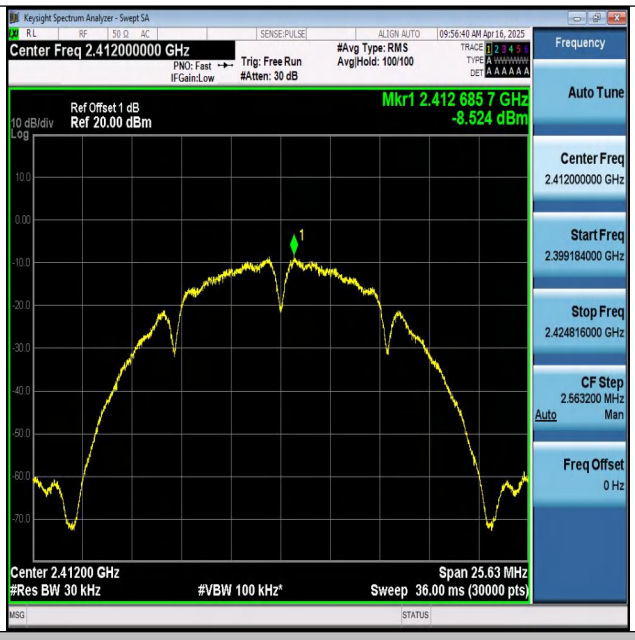

11B-Ant1-2412-PASS

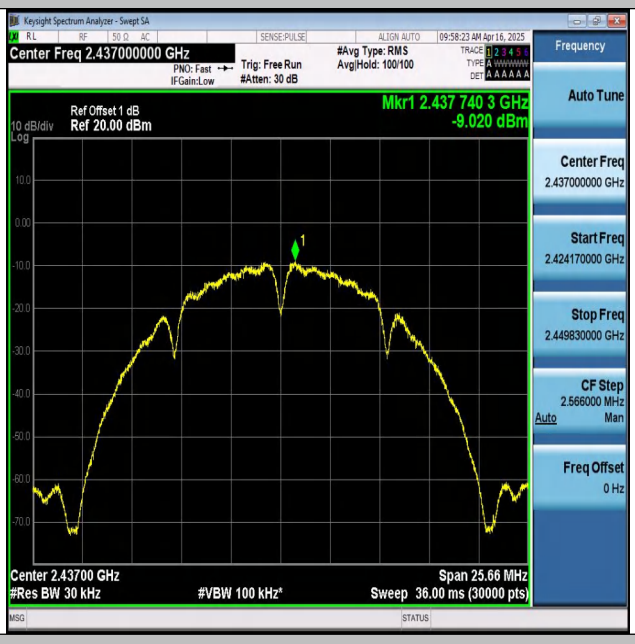

11B-Ant1-2437-PASS

11B-Ant1-2462-PASS

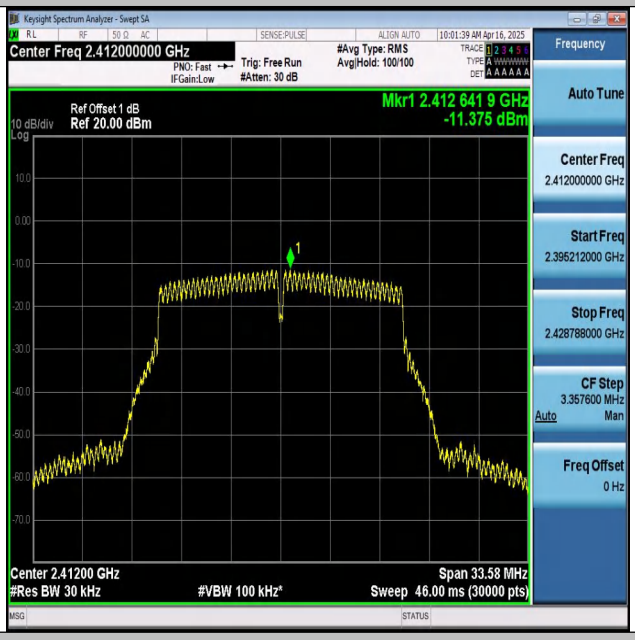

11G-Ant1-2412-PASS

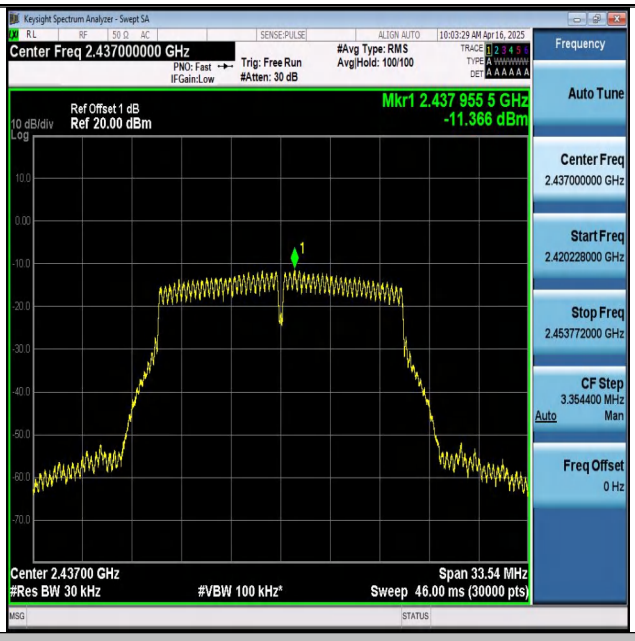

11G-Ant1-2437-PASS

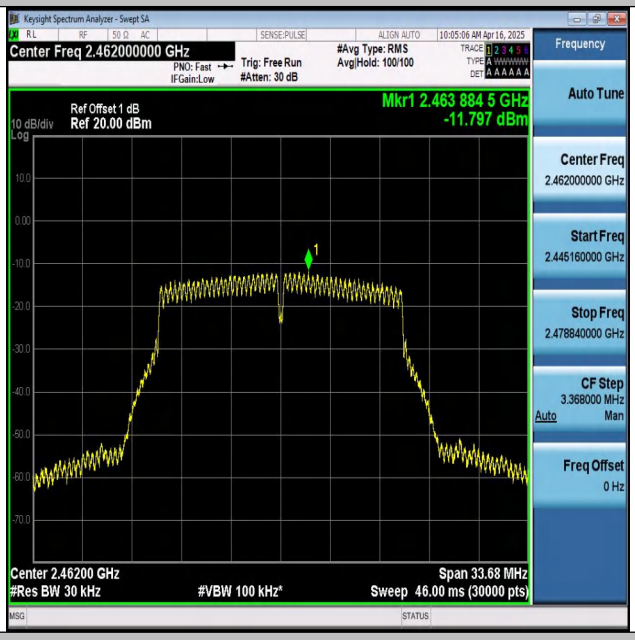

11G-Ant1-2462-PASS

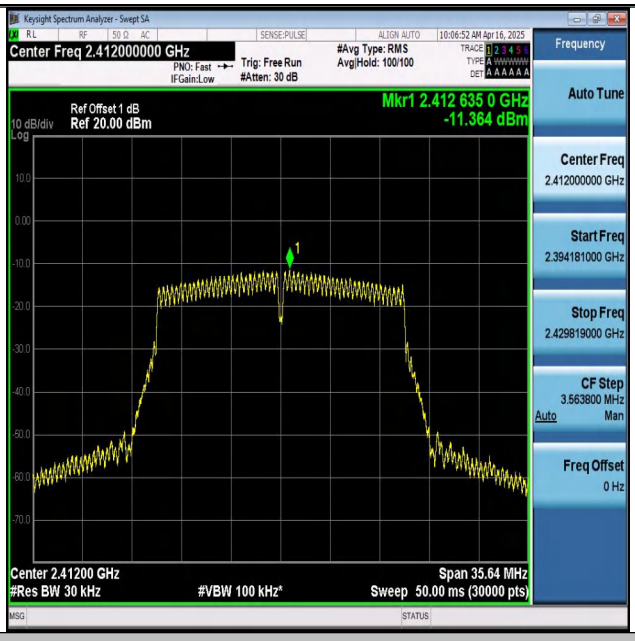

11N20SISO-Ant1-2412-PASS

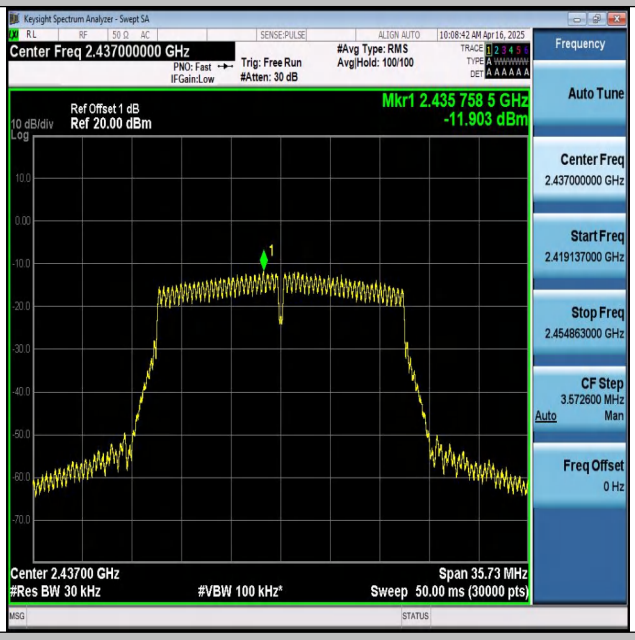

11N20SISO-Ant1-2437-PASS

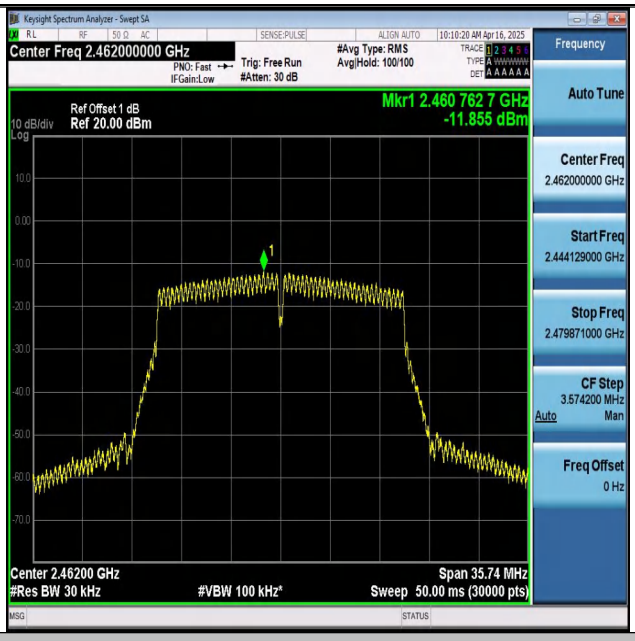

11N20SISO-Ant1-2462-PASS

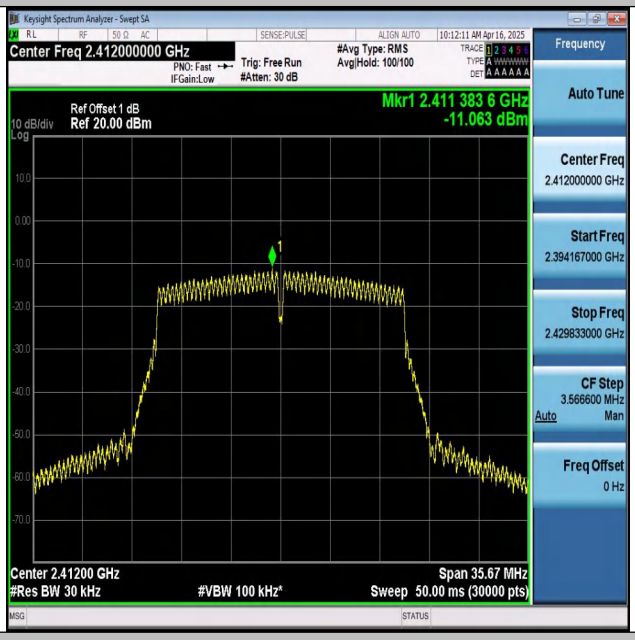

11AX20SISO-Ant1-2412-PASS

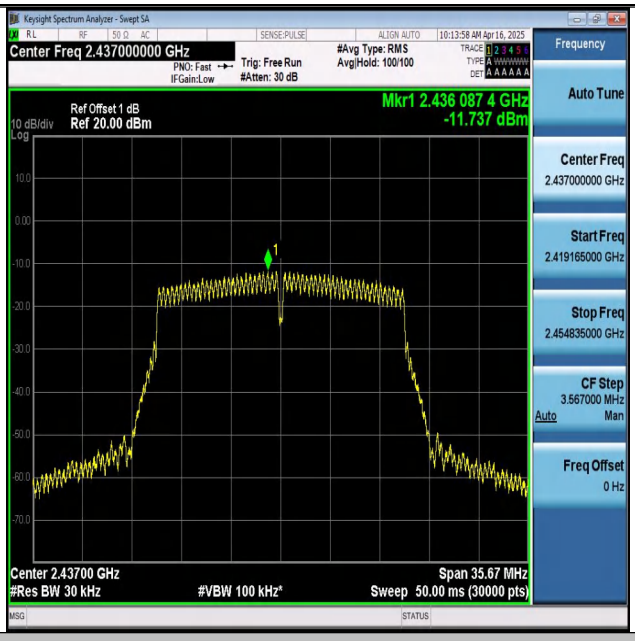

11AX20SISO-Ant1-2437-PASS

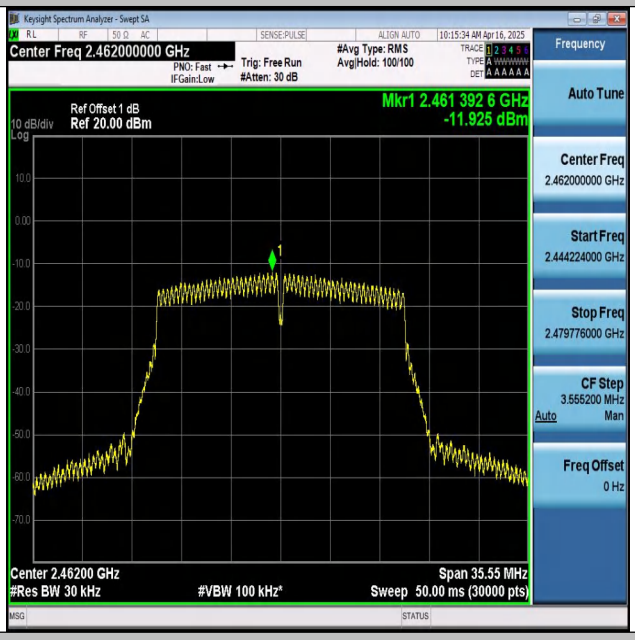

11AX20SISO-Ant1-2462-PASS

Appendix E: Conducted Band edge

Test Result

Test Mode	Antenna	Ch. Name	Frequency[MHz]	Ref. Level[dBm]	Result[dBm]	Limit[dBm]	Verdict
11B	Ant1	Low	2412	4.76	-46.33	≤-25.24	PASS
11B	Ant1	High	2462	4.20	-55.07	≤-25.8	PASS
11G	Ant1	Low	2412	-0.90	-37.95	≤-30.9	PASS
11G	Ant1	High	2462	-1.38	-50.86	≤-31.38	PASS
11N20SISO	Ant1	Low	2412	-1.49	-37.85	≤-31.49	PASS
11N20SISO	Ant1	High	2462	-1.57	-48.09	≤-31.57	PASS
11AX20SISO	Ant1	Low	2412	-1.23	-36.28	≤-31.23	PASS
11AX20SISO	Ant1	High	2462	-1.46	-46.52	≤-31.46	PASS

Remark:Regarding the spurious emissions from 30MHz to 26.5GHz, the cable lose have been set in the 'offset' of the Spectrum Analyzer during the test.

Test Graphs

11B-Ant1-2412-PASS

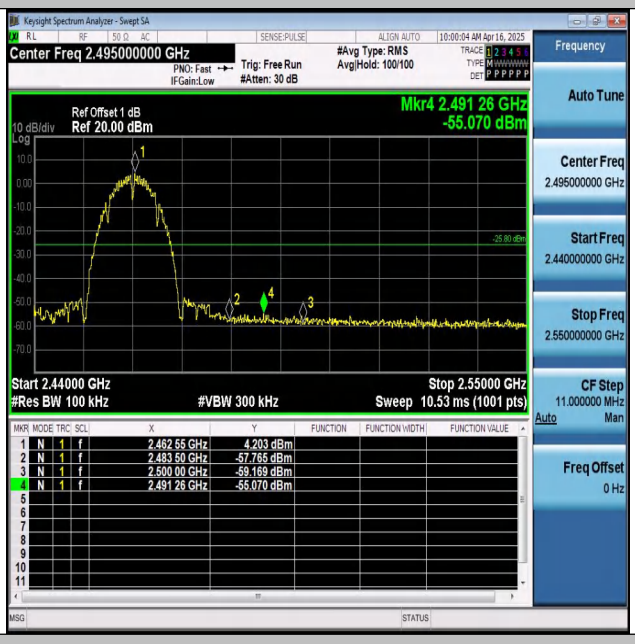

11B-Ant1-2462-PASS