Low Channel	High Channel
LTE BAND 4 (20MHz RB Size 1& RB Offset 0 QPSK)	
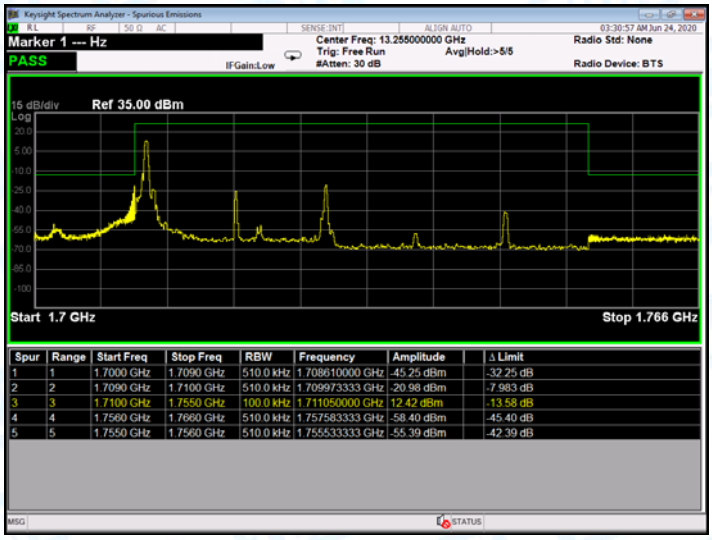	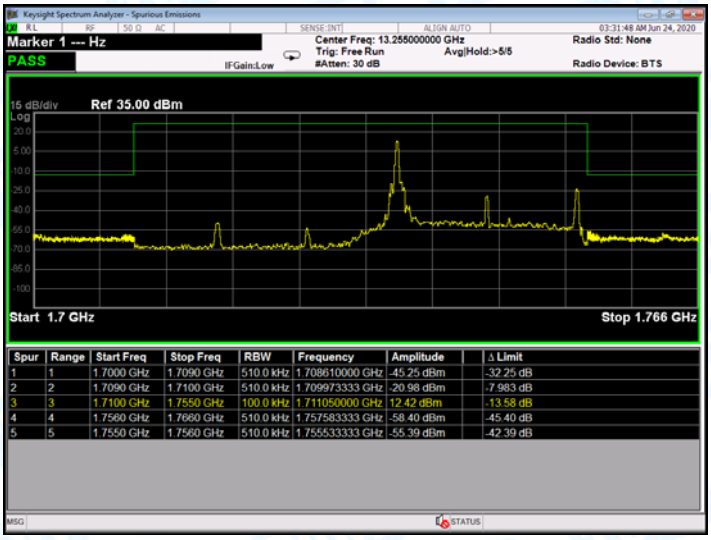
LTE BAND 4 (20MHz RB Size 100& RB Offset 0 QPSK)	
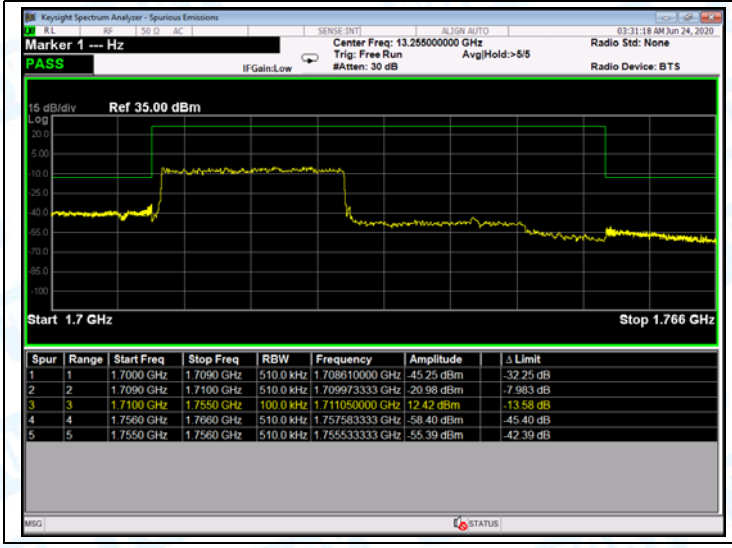	

Low Channel	High Channel
LTE BAND 4 (20MHz RB Size 1& RB Offset 0 16QAM)	
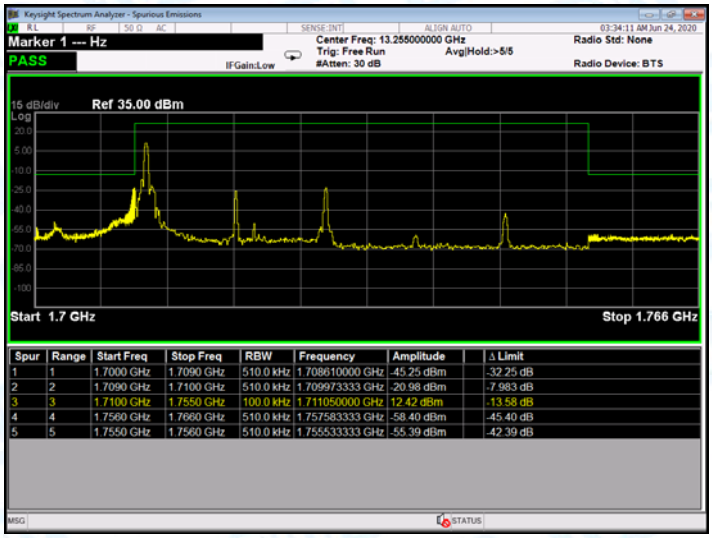	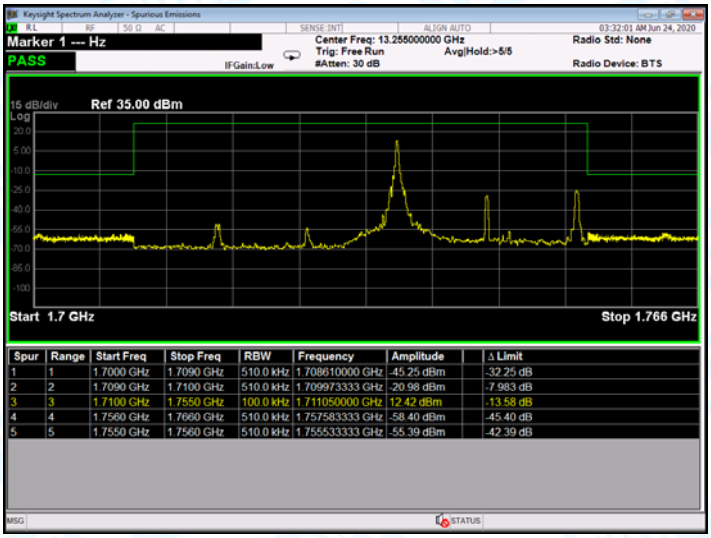
LTE BAND 4 (20MHz RB Size 100& RB Offset 0 16QAM)	
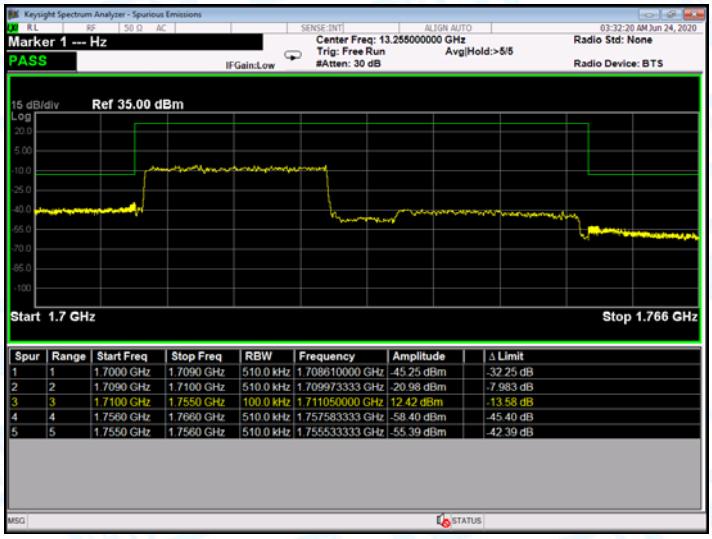	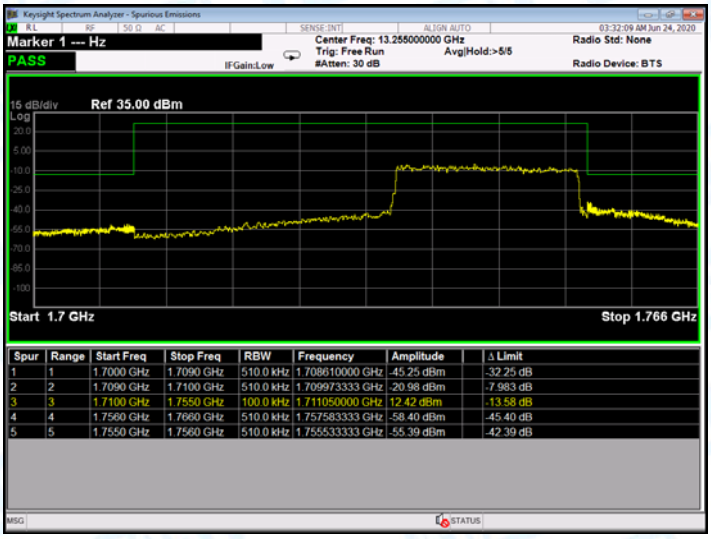

Low Channel	High Channel
LTE BAND 12 (1.4MHz RB Size 1& RB Offset 0 QPSK)	
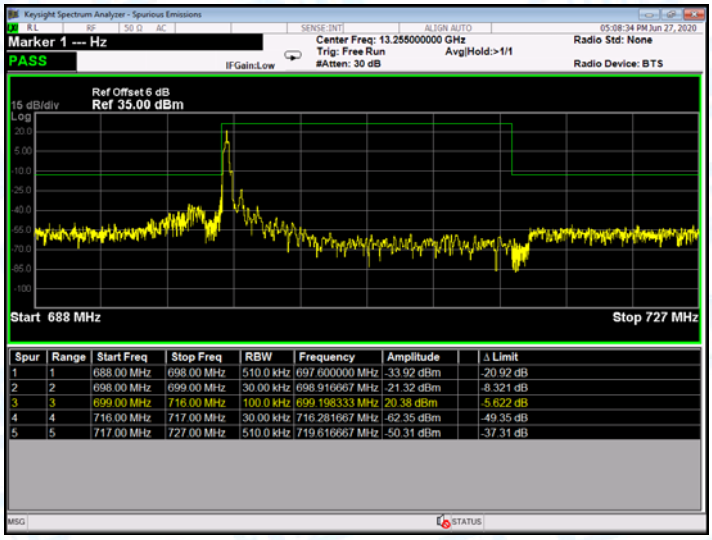	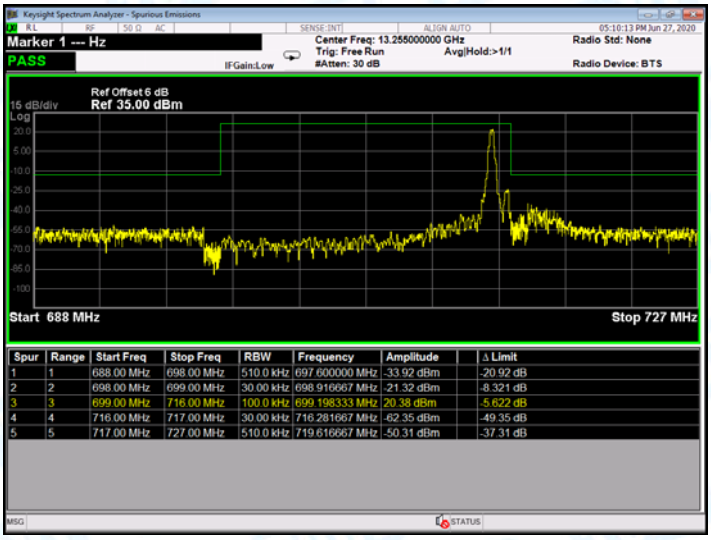
LTE BAND 12 (1.4MHz RB Size 6& RB Offset 0 QPSK)	
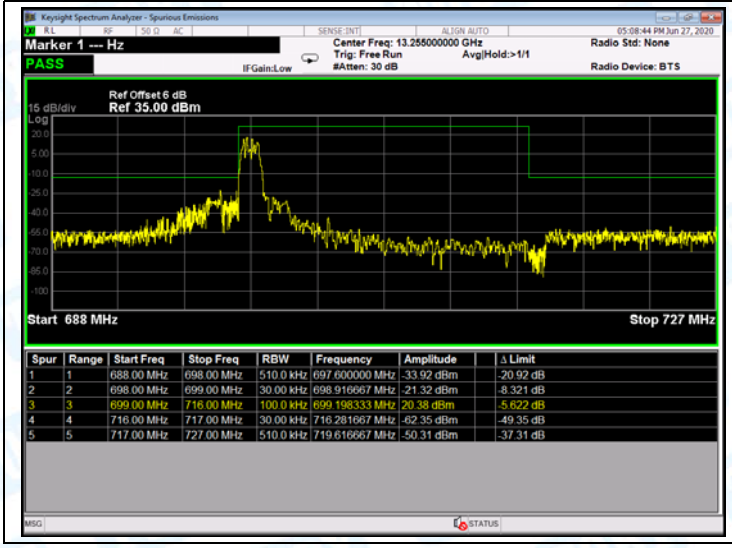	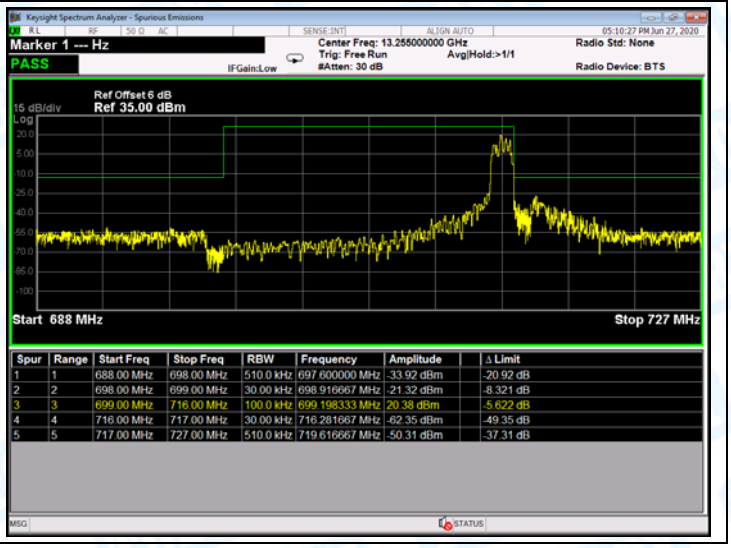

Low Channel	High Channel
LTE BAND 12 (1.4MHz RB Size 1& RB Offset 0 16QAM)	
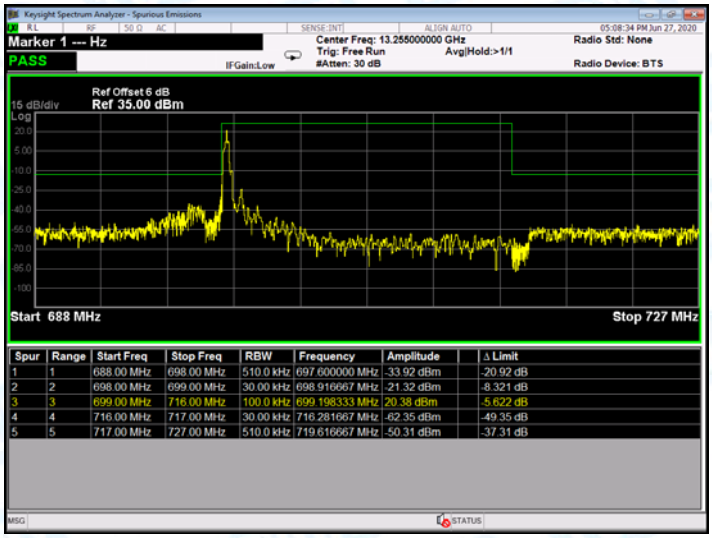	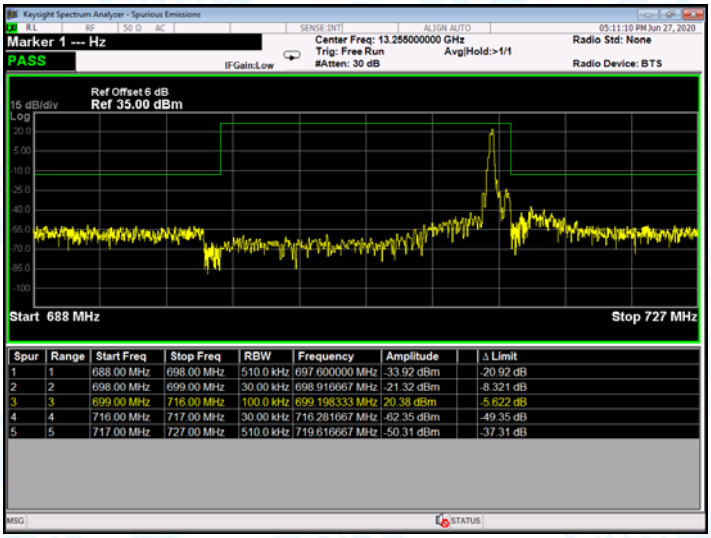
LTE BAND 12 (1.4MHz RB Size 6& RB Offset 0 16QAM)	
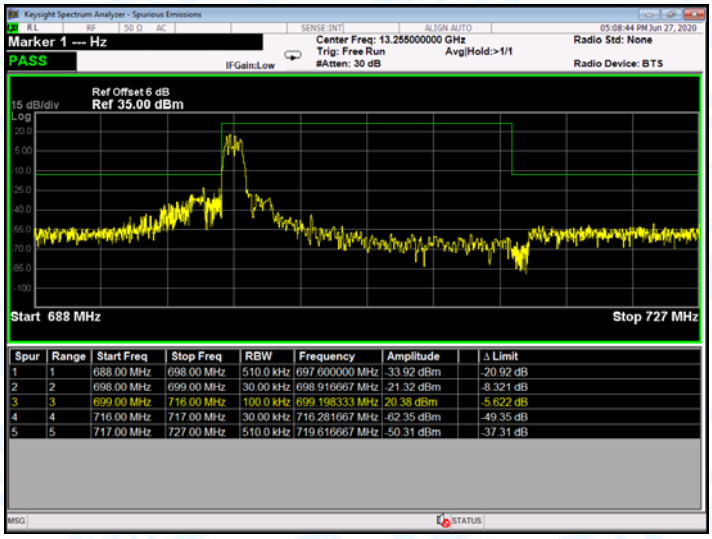	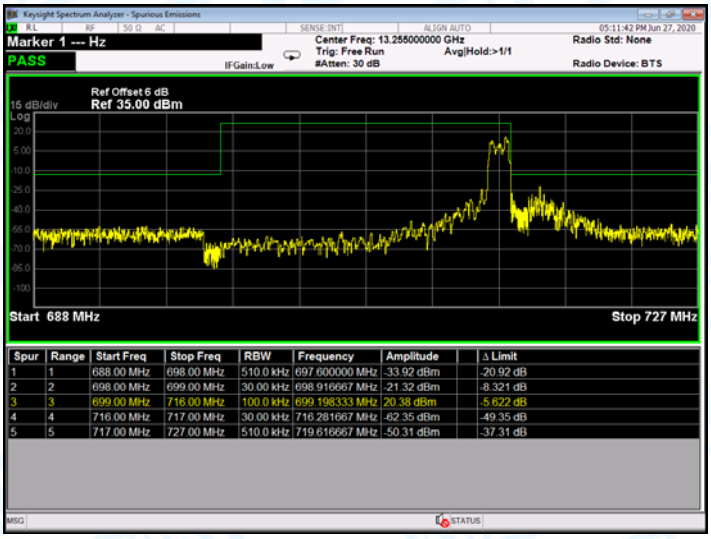

Low Channel	High Channel
LTE BAND 12 (3MHz RB Size 1& RB Offset 0 QPSK)	
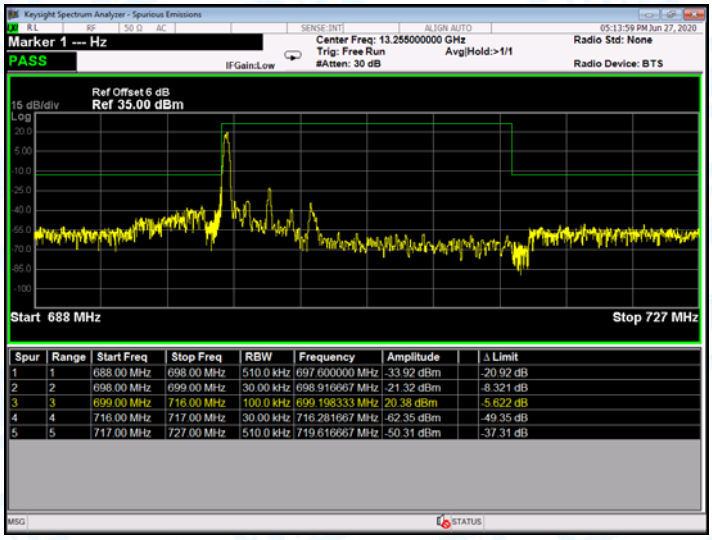	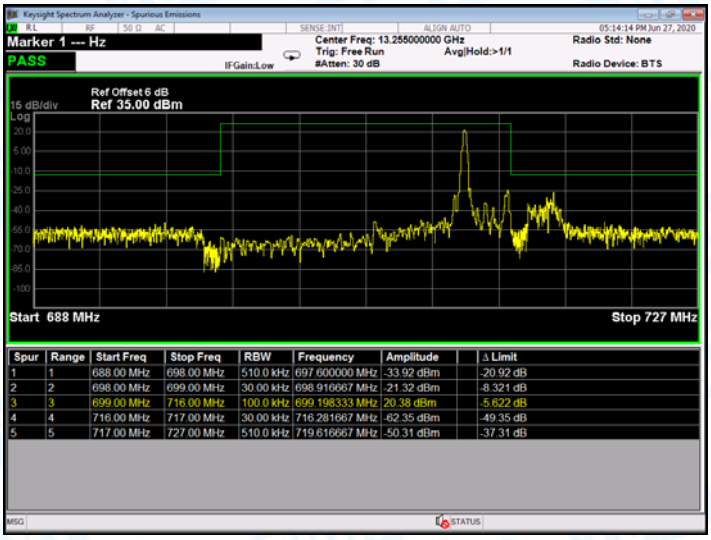
LTE BAND 12 (3MHz RB Size 15& RB Offset 0 QPSK)	
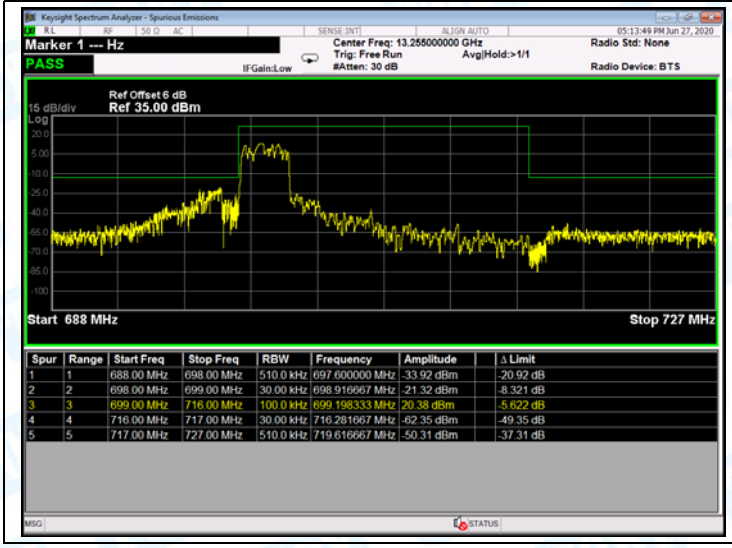	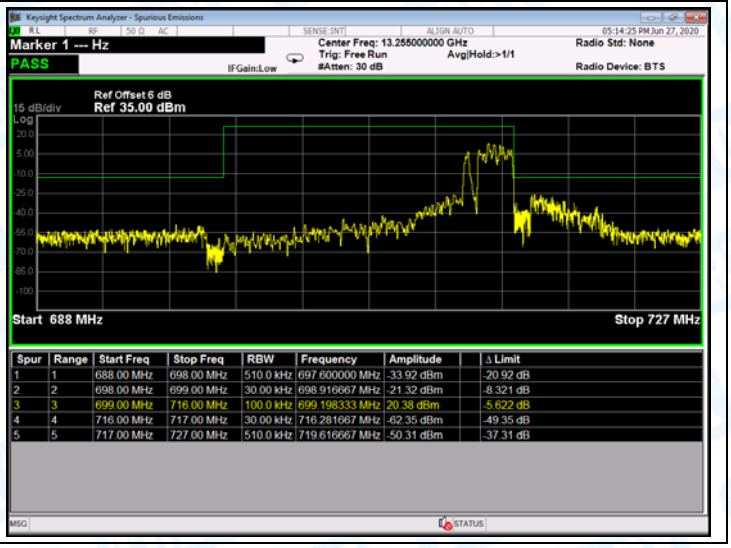

Low Channel	High Channel
LTE BAND 12 (3MHz RB Size 1& RB Offset 0 16QAM)	
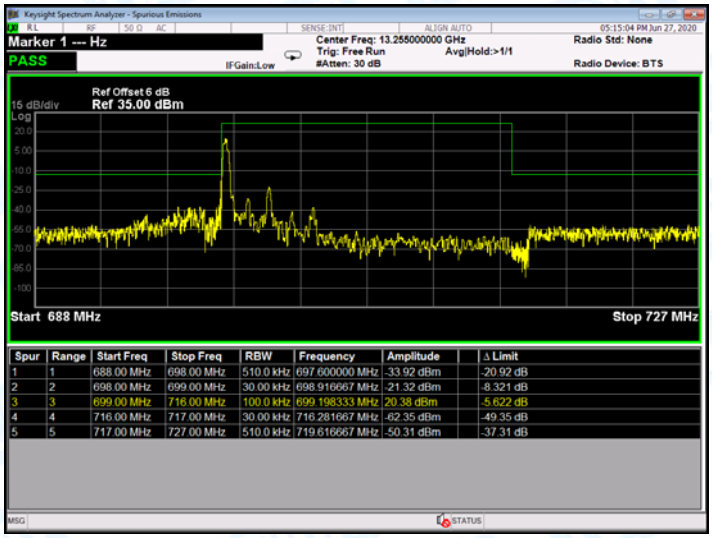	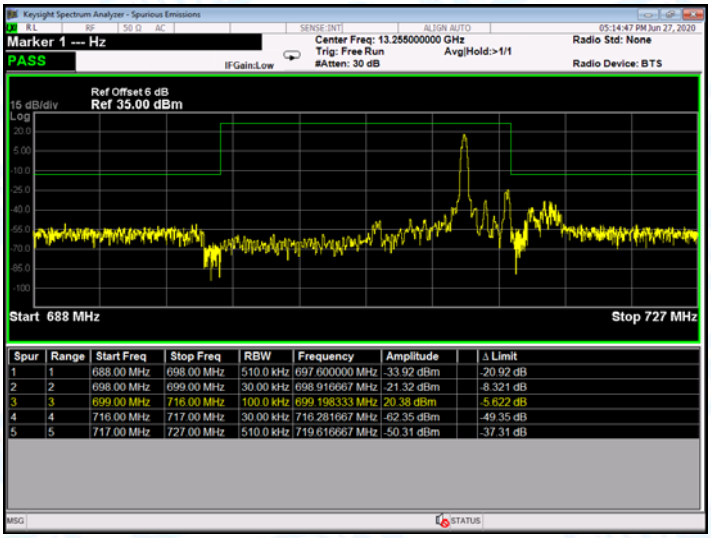
LTE BAND 12 (3MHz RB Size 15& RB Offset 0 16QAM)	
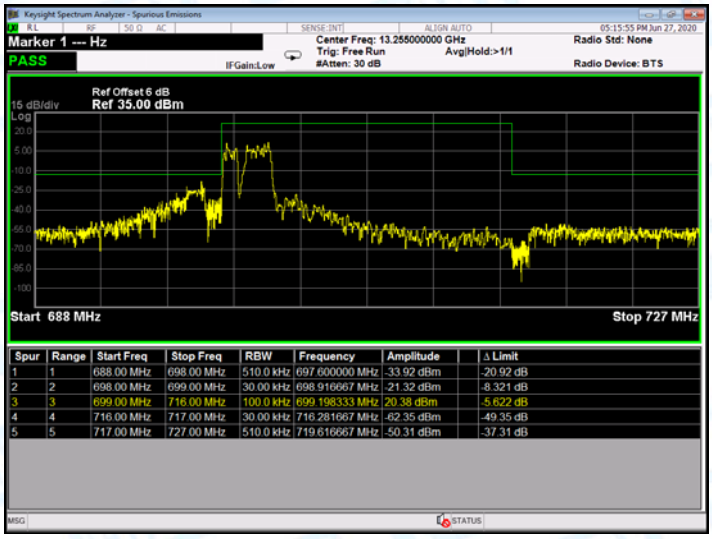	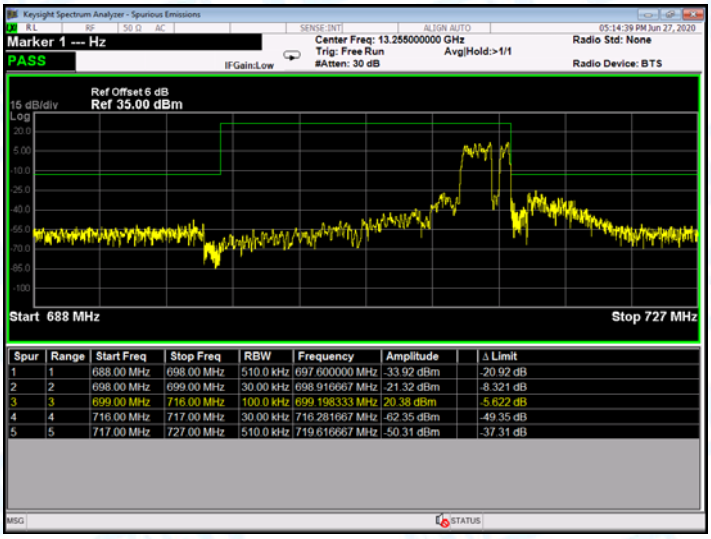

Low Channel	High Channel
LTE BAND 12 (5MHz RB Size 1& RB Offset 0 QPSK)	
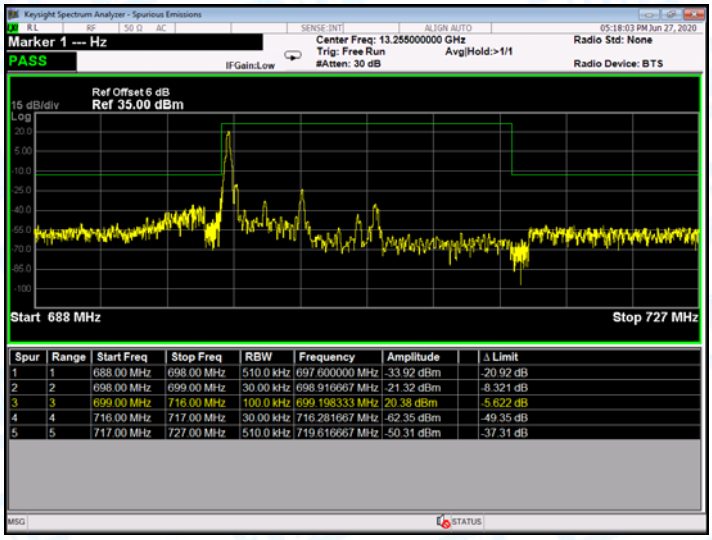	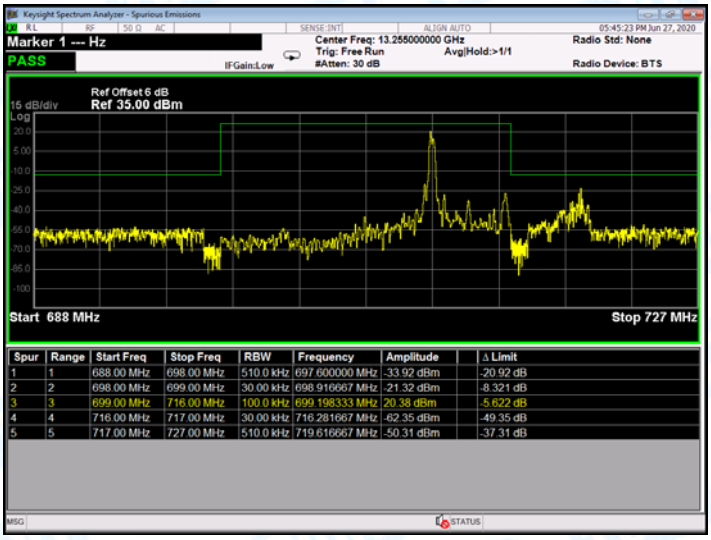
LTE BAND 12 (5MHz RB Size 25& RB Offset 0 QPSK)	
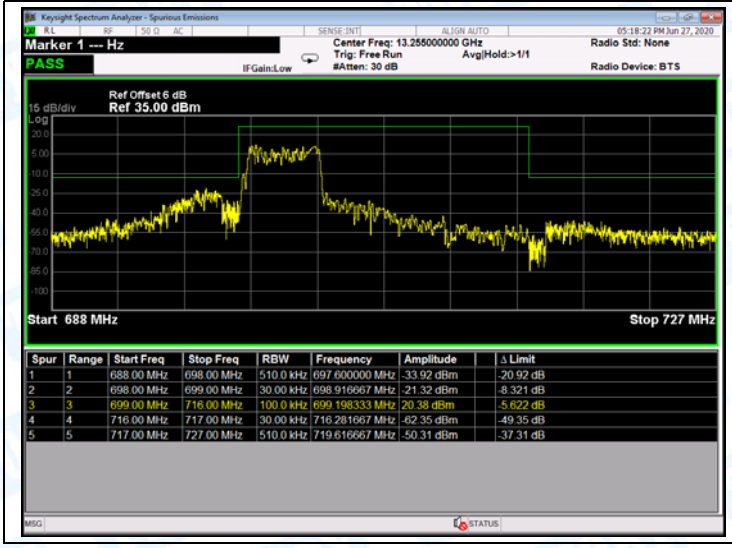	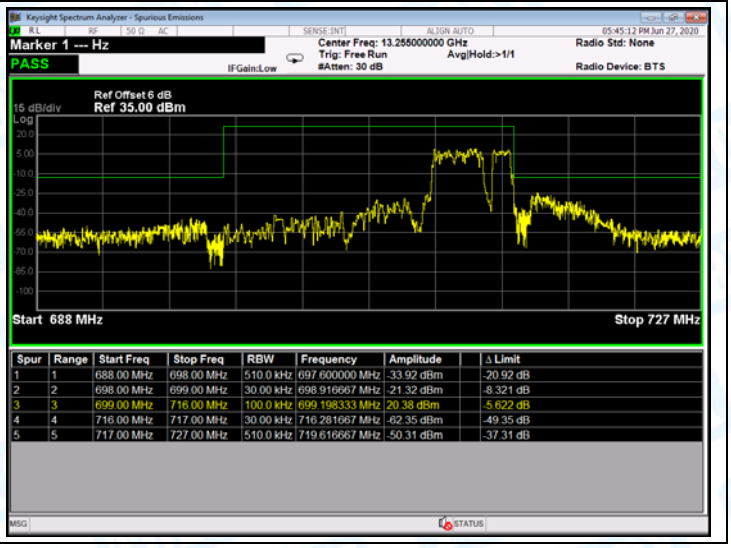

Low Channel	High Channel
LTE BAND 12 (5MHz RB Size 1& RB Offset 0 16QAM)	
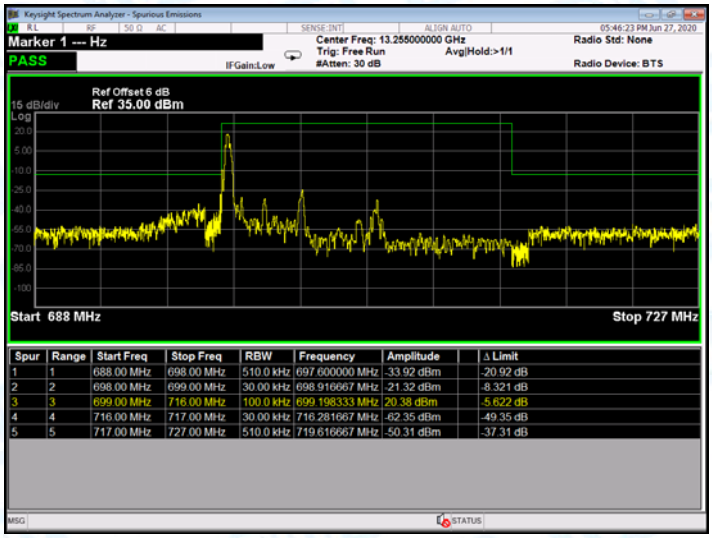	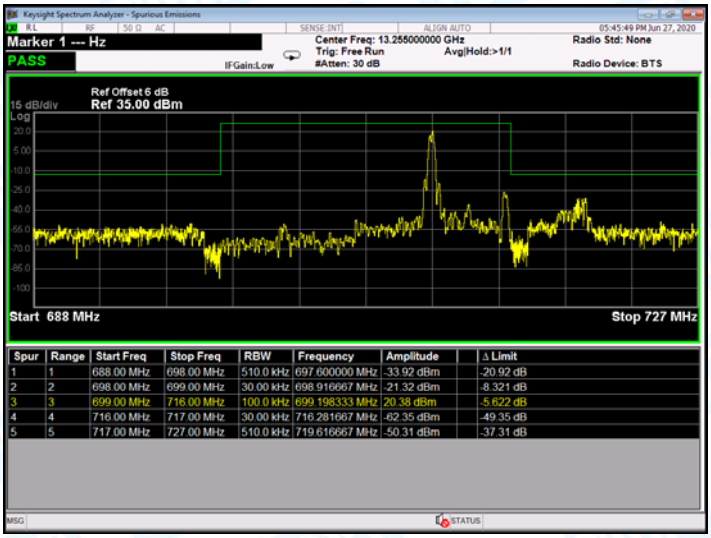
LTE BAND 12 (5MHz RB Size 25& RB Offset 0 16QAM)	
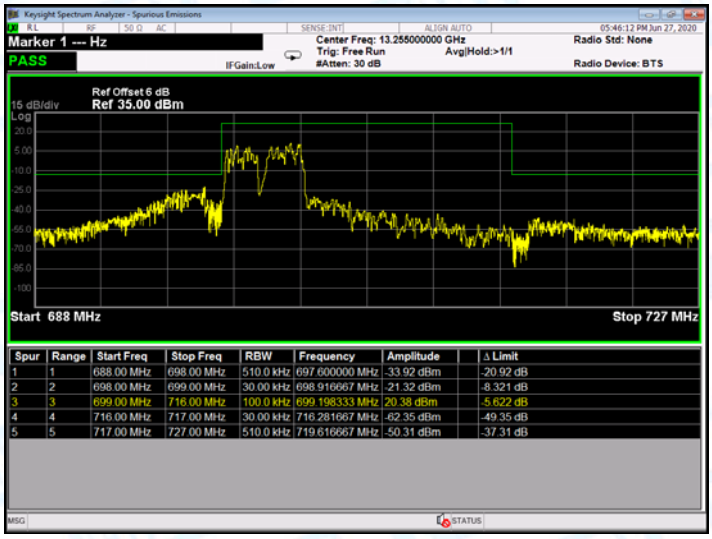	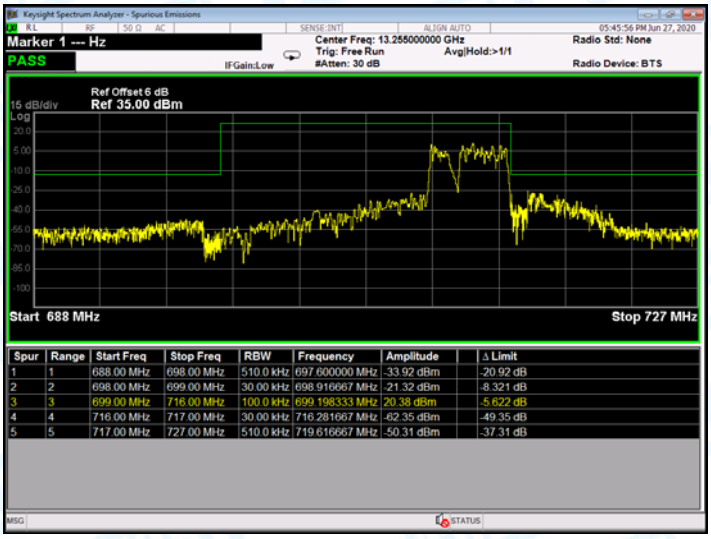

Low Channel	High Channel
LTE BAND 12 (10MHz RB Size 1& RB Offset 0 QPSK)	
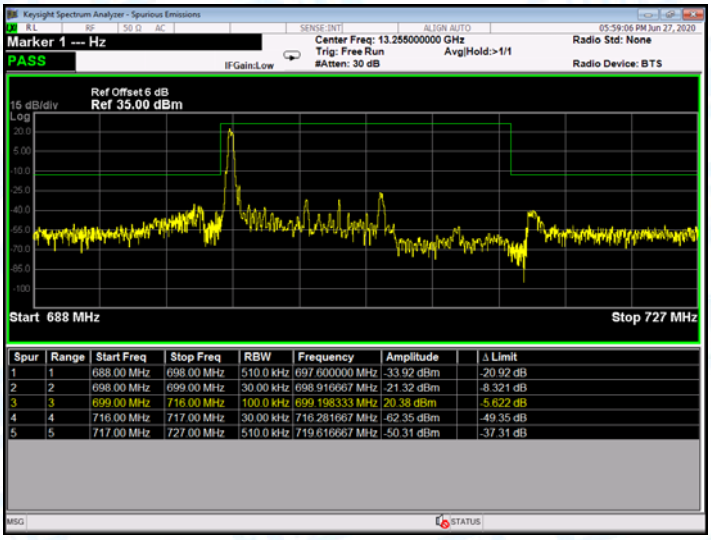	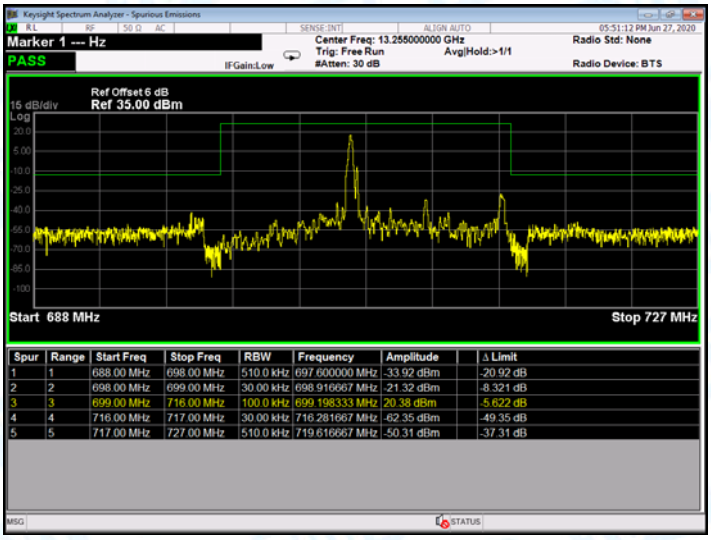
LTE BAND 12 (10MHz RB Size 50& RB Offset 0 QPSK)	
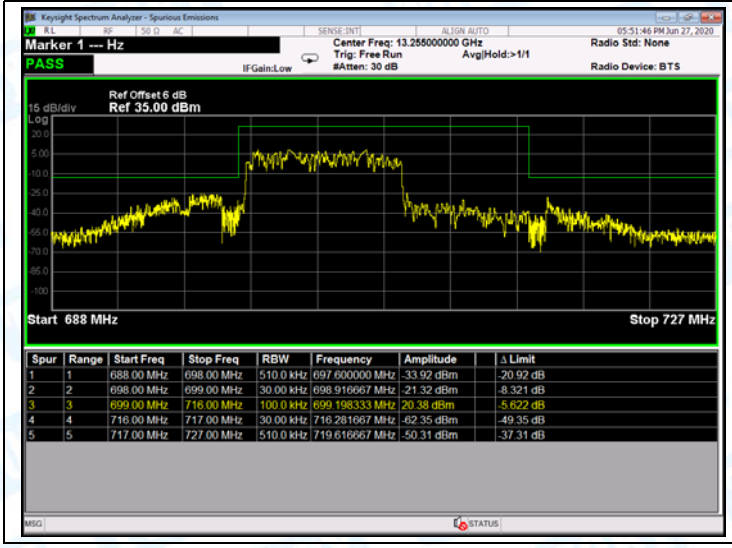	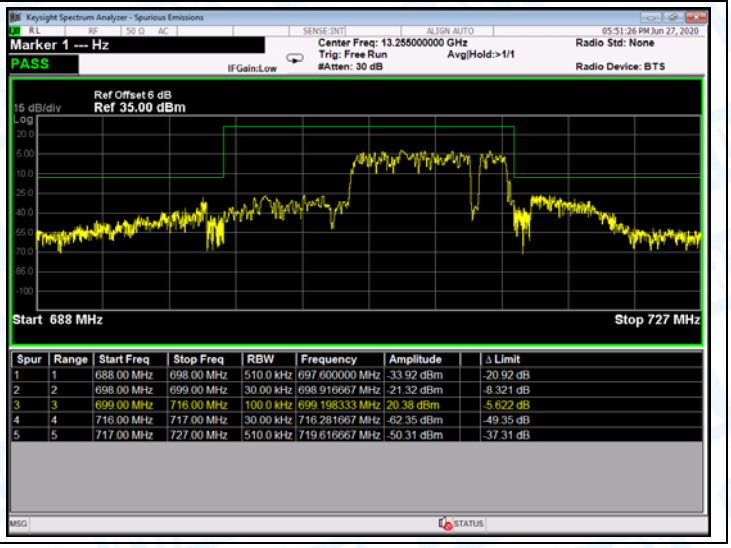

Low Channel	High Channel
LTE BAND 12 (10MHz RB Size 1& RB Offset 0 16QAM)	
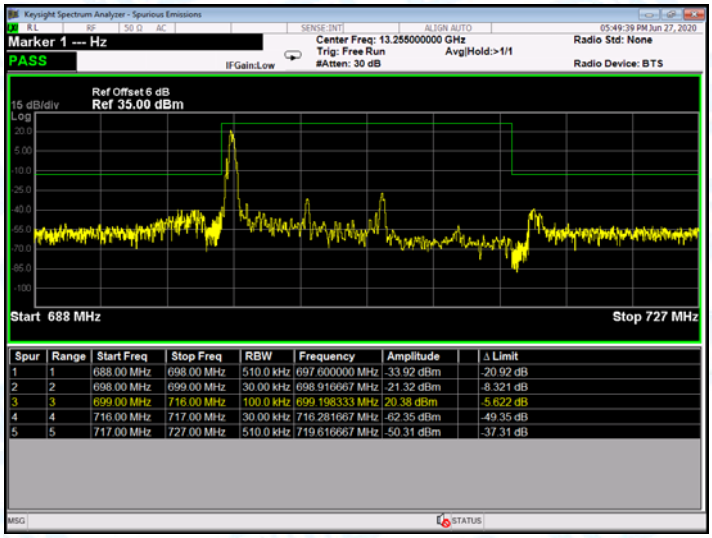	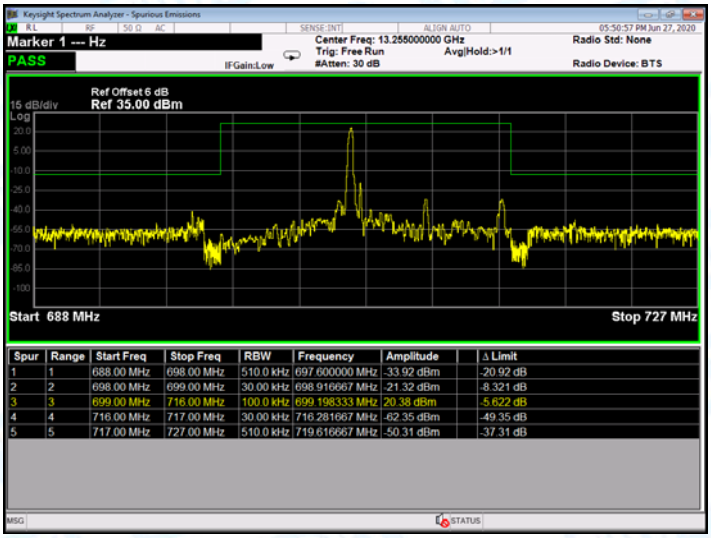
LTE BAND 12 (10MHz RB Size 50& RB Offset 0 16QAM)	
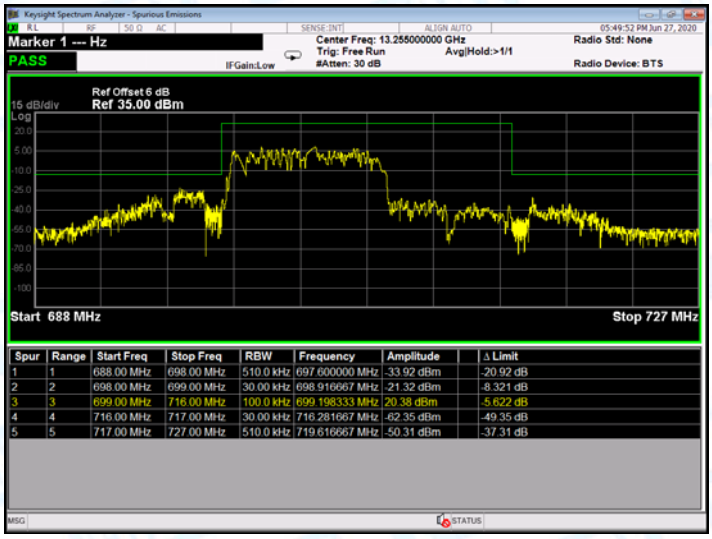	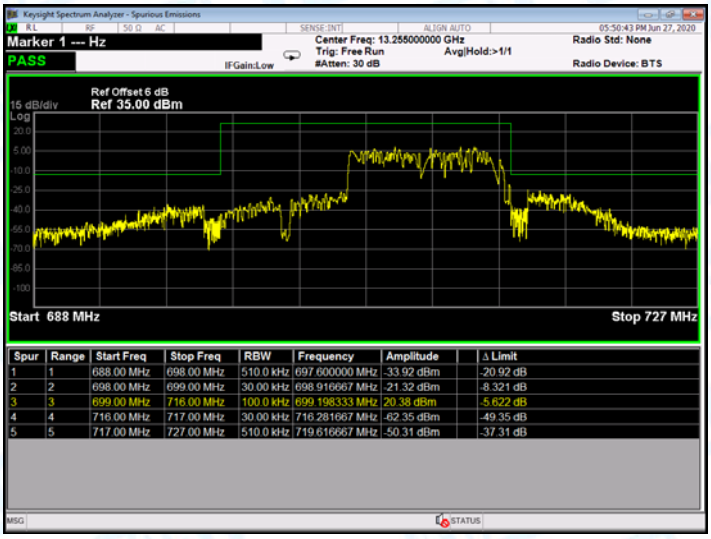

ATTACHMENT F--RADIATED OUTPUT POWER

Radiated Power (EIRP) for LTE Band 2 / 1.4M									
Modulation	RB		Channel	Antenna (H&V)	SG Level (dBm)	Antenna Factor (dBd)	Cable Loss (dB)	EIRP (dBm)	EIRP (W)
	Size	offset							
QPSK	1	0	Lowest	H	17.94	5.01	2.59	20.36	0.109
				V	20.16	5.01	2.59	22.58	0.181
	1	0	Middle	H	17.63	4.82	2.59	19.86	0.097
				V	19.45	4.82	2.59	21.68	0.147
	1	0	Highest	H	18.49	4.45	2.59	20.35	0.108
				V	20.82	4.45	2.59	22.68	0.185
16QAM	1	0	Lowest	H	17.73	5.01	2.59	20.15	0.104
				V	20.59	5.01	2.59	23.01	0.200
	1	0	Middle	H	18.24	4.82	2.59	20.47	0.111
				V	20.75	4.82	2.59	22.98	0.199
	1	0	Highest	H	17.82	4.45	2.59	19.68	0.093
				V	20.39	4.45	2.59	22.25	0.168
Limit								**33**	**2**

Radiated Power (EIRP) for LTE Band 2 / 3M									
Modulation	RB		Channel	Antenna (H&V)	SG Level (dBm)	Antenna Factor (dBd)	Cable Loss (dB)	EIRP (dBm)	EIRP (W)
	Size	offset							
QPSK	1	0	Lowest	H	17.94	5.01	2.59	20.36	0.109
				V	20.83	5.01	2.59	23.25	0.211
	1	0	Middle	H	19.02	4.82	2.59	21.25	0.133
				V	21.35	4.82	2.59	23.58	0.228
	1	0	Highest	H	17.82	4.45	2.59	19.68	0.093
				V	19.39	4.45	2.59	21.25	0.133
16QAM	1	0	Lowest	H	17.97	5.01	2.59	20.39	0.109
				V	21.16	5.01	2.59	23.58	0.228
	1	0	Middle	H	18.79	4.82	2.59	21.02	0.126
				V	21.19	4.82	2.59	23.42	0.220
	1	0	Highest	H	18.37	4.45	2.59	20.23	0.105
				V	21.12	4.45	2.59	22.98	0.199
Limit								**33**	**2**

Radiated Power (EIRP) for LTE Band 2 / 5M									
Modulation	RB		Channel	Antenna (H&V)	SG Level (dBm)	Antenna Factor (dBd)	Cable Loss (dB)	EIRP (dBm)	EIRP (W)
	Size	offset							
QPSK	1	0	Lowest	H	16.93	5.01	2.59	19.35	0.086
				V	19.94	5.01	2.59	22.36	0.172
	1	0	Middle	H	17.35	4.82	2.59	19.58	0.091
				V	20.79	4.82	2.59	23.02	0.200
	1	0	Highest	H	17.13	4.45	2.59	18.99	0.079
				V	20.49	4.45	2.59	22.35	0.172
16QAM	1	0	Lowest	H	18.00	5.01	2.59	20.42	0.110
				V	20.27	5.01	2.59	22.69	0.186
	1	0	Middle	H	17.89	4.82	2.59	20.12	0.103
				V	21.03	4.82	2.59	23.26	0.212
	1	0	Highest	H	17.52	4.45	2.59	19.38	0.087
				V	21.59	4.45	2.59	23.45	0.221
Limit								**33**	**2**

Radiated Power (EIRP) for LTE Band 2 / 10M									
Modulation	RB		Channel	Antenna (H&V)	SG Level (dBm)	Antenna Factor (dBd)	Cable Loss (dB)	EIRP (dBm)	EIRP (W)
	Size	offset							
QPSK	1	0	Lowest	H	17.91	5.01	2.59	20.33	0.108
				V	20.79	5.01	2.59	23.21	0.209
	1	0	Middle	H	17.43	4.82	2.59	19.66	0.092
				V	20.31	4.82	2.59	22.54	0.179
	1	0	Highest	H	17.50	4.45	2.59	19.36	0.086
				V	21.01	4.45	2.59	22.87	0.194
16QAM	1	0	Lowest	H	17.62	5.01	2.59	20.04	0.101
				V	20.44	5.01	2.59	22.86	0.193
	1	0	Middle	H	16.32	4.82	2.59	18.55	0.072
				V	19.81	4.82	2.59	22.04	0.160
	1	0	Highest	H	18.25	4.45	2.59	20.11	0.103
				V	21.28	4.45	2.59	23.14	0.206
Limit								**33**	**2**

Radiated Power (EIRP) for LTE Band 2 / 15M									
Modulation	RB		Channel	Antenna (H&V)	SG Level (dBm)	Antenna Factor (dBd)	Cable Loss (dB)	EIRP (dBm)	EIRP (W)
	Size	offset							
QPSK	1	0	Lowest	H	16.96	5.01	2.59	19.38	0.087
				V	20.14	5.01	2.59	22.56	0.180
	1	0	Middle	H	17.35	4.82	2.59	19.58	0.091
				V	20.46	4.82	2.59	22.69	0.186
	1	0	Highest	H	18.16	4.45	2.59	20.02	0.100
				V	21.28	4.45	2.59	23.14	0.206
16QAM	1	0	Lowest	H	17.27	5.01	2.59	19.69	0.093
				V	20.17	5.01	2.59	22.59	0.182
	1	0	Middle	H	16.80	4.82	2.59	19.03	0.080
				V	21.02	4.82	2.59	23.25	0.211
	1	0	Highest	H	17.13	4.45	2.59	18.99	0.079
				V	20.03	4.45	2.59	21.89	0.155
Limit								**33**	**2**

Radiated Power (EIRP) for LTE Band 2 / 20M									
Modulation	RB		Channel	Antenna (H&V)	SG Level (dBm)	Antenna Factor (dBd)	Cable Loss (dB)	EIRP (dBm)	EIRP (W)
	Size	offset							
QPSK	1	0	Lowest	H	17.54	5.01	2.59	19.96	0.099
				V	19.94	5.01	2.59	22.36	0.172
	1	0	Middle	H	17.02	4.82	2.59	19.25	0.084
				V	19.91	4.82	2.59	22.14	0.164
	1	0	Highest	H	17.11	4.45	2.59	18.97	0.079
				V	21.01	4.45	2.59	22.87	0.194
16QAM	1	0	Lowest	H	17.16	5.01	2.59	19.58	0.091
				V	20.00	5.01	2.59	22.42	0.175
	1	0	Middle	H	17.44	4.82	2.59	19.67	0.093
				V	20.24	4.82	2.59	22.47	0.177
	1	0	Highest	H	18.16	4.45	2.59	20.02	0.100
				V	20.89	4.45	2.59	22.75	0.188
Limit								**33**	**2**

Radiated Power (EIRP) for LTE Band 4 / 1.4M									
Modulation	RB		Channel	Antenna (H&V)	SG Level (dBm)	Antenna Factor (dBd)	Cable Loss (dB)	EIRP (dBm)	EIRP (W)
	Size	offset							
QPSK	1	0	Lowest	H	16.90	5.01	2.35	19.56	0.090
				V	19.90	5.01	2.35	22.56	0.180
	1	0	Middle	H	17.09	4.82	2.35	19.56	0.090
				V	20.57	4.82	2.35	23.04	0.201
	1	0	Highest	H	17.25	4.45	2.35	19.35	0.086
				V	20.44	4.45	2.35	22.54	0.179
16QAM	1	0	Lowest	H	17.21	5.01	2.35	19.87	0.097
				V	19.50	5.01	2.35	22.16	0.164
	1	0	Middle	H	17.20	4.82	2.35	19.67	0.093
				V	20.22	4.82	2.35	22.69	0.186
	1	0	Highest	H	17.25	4.45	2.35	19.35	0.086
				V	20.25	4.45	2.35	22.35	0.172
Limit								**30**	**1**

Radiated Power (EIRP) for LTE Band 4 / 3M									
Modulation	RB		Channel	Antenna (H&V)	SG Level (dBm)	Antenna Factor (dBd)	Cable Loss (dB)	EIRP (dBm)	EIRP (W)
	Size	offset							
QPSK	1	0	Lowest	H	17.46	5.01	2.35	20.12	0.103
				V	19.48	5.01	2.35	22.14	0.164
	1	0	Middle	H	16.88	4.82	2.35	19.35	0.086
				V	20.00	4.82	2.35	22.47	0.177
	1	0	Highest	H	17.15	4.45	2.35	19.25	0.084
				V	20.05	4.45	2.35	22.15	0.164
16QAM	1	0	Lowest	H	16.92	5.01	2.35	19.58	0.091
				V	19.70	5.01	2.35	22.36	0.172
	1	0	Middle	H	17.11	4.82	2.35	19.58	0.091
				V	19.92	4.82	2.35	22.39	0.173
	1	0	Highest	H	17.34	4.45	2.35	19.44	0.088
				V	20.09	4.45	2.35	22.19	0.166
Limit								**30**	**1**

Radiated Power (EIRP) for LTE Band 4 / 5M									
Modulation	RB		Channel	Antenna (H&V)	SG Level (dBm)	Antenna Factor (dBd)	Cable Loss (dB)	EIRP (dBm)	EIRP (W)
	Size	offset							
QPSK	1	0	Lowest	H	16.30	5.01	2.35	18.96	0.079
				V	19.19	5.01	2.35	21.85	0.153
	1	0	Middle	H	16.68	4.82	2.35	19.15	0.082
				V	19.92	4.82	2.35	22.39	0.173
	1	0	Highest	H	16.98	4.45	2.35	19.08	0.081
				V	20.47	4.45	2.35	22.57	0.181
16QAM	1	0	Lowest	H	17.02	5.01	2.35	19.68	0.093
				V	19.52	5.01	2.35	22.18	0.165
	1	0	Middle	H	16.59	4.82	2.35	19.06	0.081
				V	19.49	4.82	2.35	21.96	0.157
	1	0	Highest	H	17.57	4.45	2.35	19.67	0.093
				V	19.98	4.45	2.35	22.08	0.161
Limit								**30**	**1**

Radiated Power (EIRP) for LTE Band 4 / 10M									
Modulation	RB		Channel	Antenna (H&V)	SG Level (dBm)	Antenna Factor (dBd)	Cable Loss (dB)	EIRP (dBm)	EIRP (W)
	Size	offset							
QPSK	1	0	Lowest	H	16.89	5.01	2.35	19.55	0.090
				V	19.76	5.01	2.35	22.42	0.175
	1	0	Middle	H	16.61	4.82	2.35	19.08	0.081
				V	19.95	4.82	2.35	22.42	0.175
	1	0	Highest	H	17.25	4.45	2.35	19.35	0.086
				V	20.37	4.45	2.35	22.47	0.177
16QAM	1	0	Lowest	H	17.02	5.01	2.35	19.68	0.093
				V	19.59	5.01	2.35	22.25	0.168
	1	0	Middle	H	16.85	4.82	2.35	19.32	0.086
				V	19.98	4.82	2.35	22.45	0.176
	1	0	Highest	H	17.75	4.45	2.35	19.85	0.097
				V	20.46	4.45	2.35	22.56	0.180
Limit								**30**	**1**

Radiated Power (EIRP) for LTE Band 4 / 15M									
Modulation	RB		Channel	Antenna (H&V)	SG Level (dBm)	Antenna Factor (dBd)	Cable Loss (dB)	EIRP (dBm)	EIRP (W)
	Size	offset							
QPSK	1	0	Lowest	H	17.38	5.01	2.35	20.04	0.101
				V	20.49	5.01	2.35	23.15	0.207
	1	0	Middle	H	16.78	4.82	2.35	19.25	0.084
				V	19.89	4.82	2.35	22.36	0.172
	1	0	Highest	H	17.46	4.45	2.35	19.56	0.090
				V	20.25	4.45	2.35	22.35	0.172
16QAM	1	0	Lowest	H	16.62	5.01	2.35	19.28	0.085
				V	19.98	5.01	2.35	22.64	0.184
	1	0	Middle	H	17.09	4.82	2.35	19.56	0.090
				V	20.01	4.82	2.35	22.48	0.177
	1	0	Highest	H	17.65	4.45	2.35	19.75	0.094
				V	20.43	4.45	2.35	22.53	0.179
Limit								**30**	**1**

Radiated Power (EIRP) for LTE Band 4 / 20M									
Modulation	RB		Channel	Antenna (H&V)	SG Level (dBm)	Antenna Factor (dBd)	Cable Loss (dB)	EIRP (dBm)	EIRP (W)
	Size	offset							
QPSK	1	0	Lowest	H	17.19	5.01	2.35	19.85	0.097
				V	20.08	5.01	2.35	22.74	0.188
	1	0	Middle	H	16.79	4.82	2.35	19.26	0.084
				V	20.21	4.82	2.35	22.68	0.185
	1	0	Highest	H	17.13	4.45	2.35	19.23	0.084
				V	20.05	4.45	2.35	22.15	0.164
16QAM	1	0	Lowest	H	16.81	5.01	2.35	19.47	0.089
				V	19.99	5.01	2.35	22.65	0.184
	1	0	Middle	H	17.11	4.82	2.35	19.58	0.091
				V	20.44	4.82	2.35	22.91	0.195
	1	0	Highest	H	17.15	4.45	2.35	19.25	0.084
				V	20.48	4.45	2.35	22.58	0.181
Limit								**30**	**1**

Radiated Power (ERP) for LTE Band 12 / 1.4M									
Modulation	RB		Channel	Antenna (H&V)	SG Level (dBm)	Antenna Factor (dBd)	Cable Loss (dB)	ERP (dBm)	ERP (W)
	Size	offset							
QPSK	1	0	Lowest	H	17.04	3.46	1.26	19.24	0.084
				V	20.53	3.46	1.26	22.73	0.187
	1	0	Middle	H	17.08	3.82	1.26	19.64	0.092
				V	19.53	3.82	1.26	22.09	0.162
	1	0	Highest	H	16.18	4.16	1.26	19.08	0.081
				V	19.66	4.16	1.26	22.56	0.180
16QAM	1	0	Lowest	H	17.06	3.46	1.26	19.26	0.084
				V	20.14	3.46	1.26	22.34	0.171
	1	0	Middle	H	16.89	3.82	1.26	19.45	0.088
				V	20.00	3.82	1.26	22.56	0.180
	1	0	Highest	H	16.78	4.16	1.26	19.68	0.093
				V	19.57	4.16	1.26	22.47	0.177
Limit								**34.77**	**3**

Radiated Power (ERP) for LTE Band 12 / 3M									
Modulation	RB		Channel	Antenna (H&V)	SG Level (dBm)	Antenna Factor (dBd)	Cable Loss (dB)	ERP (dBm)	ERP (W)
	Size	offset							
QPSK	1	0	Lowest	H	18.15	3.46	1.26	20.35	0.108
				V	20.76	3.46	1.26	22.96	0.198
	1	0	Middle	H	17.58	3.82	1.26	20.14	0.103
				V	20.96	3.82	1.26	23.52	0.225
	1	0	Highest	H	15.75	4.16	1.26	18.65	0.073
				V	19.95	4.16	1.26	22.85	0.193
16QAM	1	0	Lowest	H	16.86	3.46	1.26	19.06	0.081
				V	20.25	3.46	1.26	22.45	0.176
	1	0	Middle	H	17.07	3.82	1.26	19.63	0.092
				V	20.31	3.82	1.26	22.87	0.194
	1	0	Highest	H	16.34	4.16	1.26	19.24	0.084
				V	19.29	4.16	1.26	22.19	0.166
Limit								**34.77**	**3**

Radiated Power (ERP) for LTE Band 12 / 5M									
Modulation	RB		Channel	Antenna (H&V)	SG Level (dBm)	Antenna Factor (dBd)	Cable Loss (dB)	ERP (dBm)	ERP (W)
	Size	offset							
QPSK	1	0	Lowest	H	17.21	3.46	1.26	19.41	0.087
				V	20.12	3.46	1.26	22.32	0.171
	1	0	Middle	H	17.32	3.82	1.26	19.88	0.097
				V	20.00	3.82	1.26	22.56	0.180
	1	0	Highest	H	16.35	4.16	1.26	19.25	0.084
				V	19.28	4.16	1.26	22.18	0.165
16QAM	1	0	Lowest	H	17.36	3.46	1.26	19.56	0.090
				V	20.16	3.46	1.26	22.36	0.172
	1	0	Middle	H	16.66	3.82	1.26	19.22	0.084
				V	19.91	3.82	1.26	22.47	0.177
	1	0	Highest	H	16.46	4.16	1.26	19.36	0.086
				V	19.58	4.16	1.26	22.48	0.177
Limit								**34.77**	**3**

Radiated Power (ERP) for LTE Band 12 / 10M									
Modulation	RB		Channel	Antenna (H&V)	SG Level (dBm)	Antenna Factor (dBd)	Cable Loss (dB)	ERP (dBm)	ERP (W)
	Size	offset							
QPSK	1	0	Lowest	H	16.49	3.46	1.26	18.69	0.074
				V	20.16	3.46	1.26	22.36	0.172
	1	0	Middle	H	16.91	3.82	1.26	19.47	0.089
				V	19.89	3.82	1.26	22.45	0.176
	1	0	Highest	H	16.45	4.16	1.26	19.35	0.086
				V	19.46	4.16	1.26	22.36	0.172
16QAM	1	0	Lowest	H	17.03	3.46	1.26	19.23	0.084
				V	19.98	3.46	1.26	22.18	0.165
	1	0	Middle	H	16.70	3.82	1.26	19.26	0.084
				V	19.91	3.82	1.26	22.47	0.177
	1	0	Highest	H	16.68	4.16	1.26	19.58	0.091
				V	19.72	4.16	1.26	22.62	0.183
Limit								**34.77**	**3**

ATTACHMENT G--RADIATED OUT BAND OF EMISSIONS

Measurement Data (worst case)

Test mode:	LTE BAND 2 1.4MHz(RB size 1 & RB offset 0) for QPSK						
Channel:	Middle			Date of Test:	2020-06-25		
Frequency (MHz)	Spurious Emission					Limit (dBm)	Result
	Polarization (H&V)	Read Level (dBm)	Antenna Correct Factor (dBi)	Cable Loss (dB)	Emission Level (dBm)		
3759.90	Horizontal	-71.50	14.94	6.24	-50.32	-13.00	Pass
5640.20	H	-70.20	13.87	7.98	-48.35		
7519.60	H	-64.48	14.49	9.68	-40.31		
3759.90	Vertical	-72.88	15.97	6.24	-50.67	-13.00	Pass
5640.20	V	-68.17	13.94	7.98	-46.25		
7519.60	V	-64.22	13.87	9.68	-40.67		

Remark: 1, The testing has been conformed to 10*1880MHz=18800MHz.
2, All other emissions more than 30 dB below the limit.
3, Emission Level= Read Level+ Antenna Correct Factor +Cable Loss

Test mode:	LTE BAND 2 3MHz(RB size 1 & RB offset 0) for QPSK						
Channel:	Middle			Date of Test:	2020-06-25		
Frequency (MHz)	Spurious Emission					Limit (dBm)	Result
	Polarization (H&V)	Read Level (dBm)	Antenna Correct Factor (dBi)	Cable Loss (dB)	Emission Level (dBm)		
3759.90	Horizontal	-70.83	14.94	6.24	-49.65	-13.00	Pass
5640.20	H	-67.08	13.87	7.98	-45.23		
7519.60	H	-64.40	14.49	9.68	-40.23		
3759.90	Vertical	-70.57	15.97	6.24	-48.36	-13.00	Pass
5640.20	V	-64.57	13.94	7.98	-42.65		
7519.60	V	-64.80	13.87	9.68	-41.25		

Remark: 1, The testing has been conformed to 10*1880MHz=18800MHz.
2, All other emissions more than 30 dB below the limit.
3, Emission Level= Read Level+ Antenna Correct Factor +Cable Loss

Test mode:	LTE BAND 2 5MHz(RB size 1 & RB offset 0) for QPSK						
Channel:	Middle			Date of Test:	2020-06-25		
Frequency (MHz)	Spurious Emission					Limit (dBm)	Result
	Polarization (H&V)	Read Level (dBm)	Antenna Correct Factor (dBi)	Cable Loss (dB)	Emission Level (dBm)		
3759.90	Horizontal	-69.83	14.94	6.24	-48.65	-13.00	Pass
5640.20	H	-65.01	13.87	7.98	-43.16		
7519.60	H	-63.69	14.49	9.68	-39.52		
3759.90	Vertical	-70.47	15.97	6.24	-48.26	-13.00	Pass
5640.20	V	-66.57	13.94	7.98	-44.65		
7519.60	V	-63.81	13.87	9.68	-40.26		

Remark: 1, The testing has been conformed to 10*1880MHz=18800MHz.
2, All other emissions more than 30 dB below the limit.
3, Emission Level= Read Level+ Antenna Correct Factor +Cable Loss

Test mode:	LTE BAND 2 10MHz(RB size 1 & RB offset 0) for QPSK						
Channel:	Middle			Date of Test:	2020-06-25		
Frequency (MHz)	Spurious Emission					Limit (dBm)	Result
	Polarization (H&V)	Read Level (dBm)	Antenna Correct Factor (dBi)	Cable Loss (dB)	Emission Level (dBm)		
3759.90	Horizontal	-70.34	14.94	6.24	-49.16	-13.00	Pass
5640.20	H	-67.13	13.87	7.98	-45.28		
7519.60	H	-64.53	14.49	9.68	-40.36		
3759.90	Vertical	-71.46	15.97	6.24	-49.25	-13.00	Pass
5640.20	V	-67.79	13.94	7.98	-45.87		
7519.60	V	-63.42	13.87	9.68	-39.87		

Remark: 1, The testing has been conformed to 10*1880MHz=18800MHz.
2, All other emissions more than 30 dB below the limit.
3, Emission Level= Read Level+ Antenna Correct Factor +Cable Loss

Test mode:	LTE BAND 2 15MHz(RB size 1 & RB offset 0) for QPSK						
Channel:	Middle			Date of Test:	2020-06-25		
Frequency (MHz)	Spurious Emission					Limit (dBm)	Result
	Polarization (H&V)	Read Level (dBm)	Antenna Correct Factor (dBi)	Cable Loss (dB)	Emission Level (dBm)		
3759.90	Horizontal	-69.54	14.94	6.24	-48.36	-13.00	Pass
5640.20	H	-65.53	13.87	7.98	-43.68		
7519.60	H	-62.81	14.49	9.68	-38.64		
3759.90	Vertical	-70.17	15.97	6.24	-47.96	-13.00	Pass
5640.20	V	-65.54	13.94	7.98	-43.62		
7519.60	V	-60.52	13.87	9.68	-36.97		

Remark: 1, The testing has been conformed to 10*1880MHz=18800MHz.
2, All other emissions more than 30 dB below the limit.
3, Emission Level= Read Level+ Antenna Correct Factor +Cable Loss

Test mode:	LTE BAND 2 20MHz(RB size 1 & RB offset 0) for QPSK						
Channel:	Middle			Date of Test:	2020-06-25		
Frequency (MHz)	Spurious Emission					Limit (dBm)	Result
	Polarization (H&V)	Read Level (dBm)	Antenna Correct Factor (dBi)	Cable Loss (dB)	Emission Level (dBm)		
3759.90	Horizontal	-71.50	14.94	6.24	-50.32	-13.00	Pass
5640.20	H	-68.70	13.87	7.98	-46.85		
7519.60	H	-63.41	14.49	9.68	-39.24		
3759.90	Vertical	-70.90	15.97	6.24	-48.69	-13.00	Pass
5640.20	V	-66.18	13.94	7.98	-44.26		
7519.60	V	-62.02	13.87	9.68	-38.47		

Remark: 1, The testing has been conformed to 10*1880MHz=18800MHz.
2, All other emissions more than 30 dB below the limit.
3, Emission Level= Read Level+ Antenna Correct Factor +Cable Loss

Test mode:	LTE BAND 4 1.4MHz(RB size 1 & RB offset 0) for QPSK						
Channel:	Middle			Date of Test:	2020-06-25		
Frequency (MHz)	Spurious Emission					Limit (dBm)	Result
	Polarization (H&V)	Read Level (dBm)	Antenna Correct Factor (dBi)	Cable Loss (dB)	Emission Level (dBm)		
3465.99	Horizontal	-71.24	14.70	6.12	-50.42	-13.00	Pass
5198.98	H	-69.78	13.67	7.86	-48.25		
6932.13	H	-64.04	14.27	9.54	-40.23		
3465.99	Vertical	-71.45	15.81	6.12	-49.52	-13.00	Pass
5198.98	V	-65.24	13.80	7.86	-43.58		
6932.13	V	-63.22	13.40	9.54	-40.28		

Remark: 1, The testing has been conformed to 10*1732.5MHz=17325MHz.
2, All other emissions more than 30 dB below the limit.
3, Emission Level= Read Level+ Antenna Correct Factor +Cable Loss

Test mode:	LTE BAND 4 3MHz(RB size 1 & RB offset 0) for QPSK						
Channel:	Middle			Date of Test:	2020-06-25		
Frequency (MHz)	Spurious Emission					Limit (dBm)	Result
	Polarization (H&V)	Read Level (dBm)	Antenna Correct Factor (dBi)	Cable Loss (dB)	Emission Level (dBm)		
3465.99	Horizontal	-69.18	14.70	6.12	-48.36	-13.00	Pass
5198.98	H	-67.78	13.67	7.86	-46.25		
6932.13	H	-62.23	14.27	9.54	-38.42		
3465.99	Vertical	-70.22	15.81	6.12	-48.29	-13.00	Pass
5198.98	V	-67.04	13.80	7.86	-45.38		
6932.13	V	-60.63	13.40	9.54	-37.69		

Remark: 1, The testing has been conformed to 10*1732.5MHz=17325MHz.
2, All other emissions more than 30 dB below the limit.
3, Emission Level= Read Level+ Antenna Correct Factor +Cable Loss

Test mode:	LTE BAND 4 5MHz(RB size 1 & RB offset 0) for QPSK						
Channel:	Middle			Date of Test:	2020-06-25		
Frequency (MHz)	Spurious Emission					Limit (dBm)	Result
	Polarization (H&V)	Read Level (dBm)	Antenna Correct Factor (dBi)	Cable Loss (dB)	Emission Level (dBm)		
3465.99	Horizontal	-67.67	14.70	6.12	-46.85	-13.00	Pass
5198.98	H	-63.68	13.67	7.86	-42.15		
6932.13	H	-63.07	14.27	9.54	-39.26		
3465.99	Vertical	-70.22	15.81	6.12	-48.29	-13.00	Pass
5198.98	V	-61.94	13.80	7.86	-40.28		
6932.13	V	-59.78	13.40	9.54	-36.84		

Remark: 1, The testing has been conformed to 10*1732.5MHz=17325MHz.
2, All other emissions more than 30 dB below the limit.
3, Emission Level= Read Level+ Antenna Correct Factor +Cable Loss

Test mode:	LTE BAND 4 10MHz(RB size 1 & RB offset 0) for QPSK						
Channel:	Middle			Date of Test:	2020-06-25		
Frequency (MHz)	Spurious Emission					Limit (dBm)	Result
	Polarization (H&V)	Read Level (dBm)	Antenna Correct Factor (dBi)	Cable Loss (dB)	Emission Level (dBm)		
3465.99	Horizontal	-70.18	14.70	6.12	-49.36	-13.00	Pass
5198.98	H	-65.79	13.67	7.86	-44.26		
6932.13	H	-62.05	14.27	9.54	-38.24		
3465.99	Vertical	-71.19	15.81	6.12	-49.26	-13.00	Pass
5198.98	V	-65.22	13.80	7.86	-43.56		
6932.13	V	-55.58	13.40	9.54	-32.64		

Remark: 1, The testing has been conformed to 10*1732.5MHz=17325MHz.
2, All other emissions more than 30 dB below the limit.
3, Emission Level= Read Level+ Antenna Correct Factor +Cable Loss

Test mode:	LTE BAND 4 15MHz(RB size 1 & RB offset 0) for QPSK						
Channel:	Middle			Date of Test:	2020-06-25		
Frequency (MHz)	Spurious Emission					Limit (dBm)	Result
	Polarization (H&V)	Read Level (dBm)	Antenna Correct Factor (dBi)	Cable Loss (dB)	Emission Level (dBm)		
3465.99	Horizontal	-69.18	14.70	6.12	-48.36	-13.00	Pass
5198.98	H	-61.82	13.67	7.86	-40.29		
6932.13	H	-61.40	14.27	9.54	-37.59		
3465.99	Vertical	-69.78	15.81	6.12	-47.85	-13.00	Pass
5198.98	V	-65.92	13.80	7.86	-44.26		
6932.13	V	-59.53	13.40	9.54	-36.59		

Remark: 1, The testing has been conformed to 10*1732.5MHz=17325MHz.
2, All other emissions more than 30 dB below the limit.
3, Emission Level= Read Level+ Antenna Correct Factor +Cable Loss

Test mode:	LTE BAND 4 20MHz(RB size 1 & RB offset 0) for QPSK						
Channel:	Middle			Date of Test:	2020-06-25		
Frequency (MHz)	Spurious Emission					Limit (dBm)	Result
	Polarization (H&V)	Read Level (dBm)	Antenna Correct Factor (dBi)	Cable Loss (dB)	Emission Level (dBm)		
3465.99	Horizontal	-70.08	14.70	6.12	-49.26	-13.00	Pass
5198.98	H	-64.18	13.67	7.86	-42.65		
6932.13	H	-62.45	14.27	9.54	-38.64		
3465.99	Vertical	-70.29	15.81	6.12	-48.36	-13.00	Pass
5198.98	V	-65.34	13.80	7.86	-43.68		
6932.13	V	-60.59	13.40	9.54	-37.65		

Remark: 1, The testing has been conformed to 10*1732.5MHz=17325MHz.
2, All other emissions more than 30 dB below the limit.
3, Emission Level= Read Level+ Antenna Correct Factor +Cable Loss

Test mode:	LTE BAND 12 1.4MHz(RB size 1 & RB offset 0) for QPSK						
Channel:	Middle			Date of Test:	2020-06-25		
Frequency (MHz)	Spurious Emission					Limit (dBm)	Result
	Polarization (H&V)	Read Level (dBm)	Antenna Correct Factor (dBi)	Cable Loss (dB)	Emission Level (dBm)		
1414.80	Horizontal	-48.14	7.49	3.97	-36.68	-13.00	Pass
2122.70	H	-42.73	7.03	5.05	-30.65		
2829.60	H	-45.35	12.48	5.98	-26.89		
1414.80	Vertical	-48.94	8.02	3.97	-36.95	-13.00	Pass
2122.70	V	-45.77	10.47	5.05	-30.25		
2829.60	V	-50.35	16.92	5.98	-27.45		

Remark: 1, The testing has been conformed to 10*707.50MHz=7075.0MHz.
2, All other emissions more than 30 dB below the limit.
3, Emission Level= Read Level+ Antenna Correct Factor +Cable Loss

Test mode:	LTE BAND 12 3MHz(RB size 1 & RB offset 0) for QPSK						
Channel:	Middle			Date of Test:	2020-06-25		
Frequency (MHz)	Spurious Emission					Limit (dBm)	Result
	Polarization (H&V)	Read Level (dBm)	Antenna Correct Factor (dBi)	Cable Loss (dB)	Emission Level (dBm)		
1414.80	Horizontal	-48.72	7.49	3.97	-37.26	-13.00	Pass
2122.70	H	-46.34	7.03	5.05	-34.26		
2829.60	H	-47.00	12.48	5.98	-28.54		
1414.80	Vertical	-48.86	8.02	3.97	-36.87	-13.00	Pass
2122.70	V	-48.13	10.47	5.05	-32.61		
2829.60	V	-52.37	16.92	5.98	-29.47		

Remark: 1, The testing has been conformed to 10*707.50MHz=7075.0MHz.
2, All other emissions more than 30 dB below the limit.
3, Emission Level= Read Level+ Antenna Correct Factor +Cable Loss

Test mode:	LTE BAND 12 5MHz(RB size 1 & RB offset 0) for QPSK						
Channel:	Middle			Date of Test:	2020-06-25		
Frequency (MHz)	Spurious Emission					Limit (dBm)	Result
	Polarization (H&V)	Read Level (dBm)	Antenna Correct Factor (dBi)	Cable Loss (dB)	Emission Level (dBm)		
1414.80	Horizontal	-51.71	7.49	3.97	-40.25	-13.00	Pass
2122.70	H	-47.76	7.03	5.05	-35.68		
2829.60	H	-49.03	12.48	5.98	-30.57		
1414.80	Vertical	-53.64	8.02	3.97	-41.65	-13.00	Pass
2122.70	V	-51.81	10.47	5.05	-36.29		
2829.60	V	-53.26	16.92	5.98	-30.36		

Remark: 1, The testing has been conformed to 10*707.50MHz=7075.0MHz.
2, All other emissions more than 30 dB below the limit.
3, Emission Level= Read Level+ Antenna Correct Factor +Cable Loss

Test mode:	LTE BAND 12 10MHz(RB size 1 & RB offset 0) for QPSK						
Channel:	Middle			Date of Test:	2020-06-25		
Frequency (MHz)	Spurious Emission					Limit (dBm)	Result
	Polarization (H&V)	Read Level (dBm)	Antenna Correct Factor (dBi)	Cable Loss (dB)	Emission Level (dBm)		
1414.80	Horizontal	-54.72	7.49	3.97	-43.26	-13.00	Pass
2122.70	H	-50.34	7.03	5.05	-38.26		
2829.60	H	-53.65	12.48	5.98	-35.19		
1414.80	Vertical	-54.84	8.02	3.97	-42.85	-13.00	Pass
2122.70	V	-53.21	10.47	5.05	-37.69		
2829.60	V	-55.37	16.92	5.98	-32.47		

Remark: 1, The testing has been conformed to 10*707.50MHz=7075.0MHz.
2, All other emissions more than 30 dB below the limit.
3, Emission Level= Read Level+ Antenna Correct Factor +Cable Loss

ATTACHMENT H--FREQUENCY STABILITY

Temperature Variation					
Reference Frequency: LTE Band 2 QPSK(1.4MHz) Middle channel=18900 Frequency=1880.0MHz					
Power supplied (Vdc)	Temperature (℃)	Frequency error		Limit (ppm)	Result
		Hz	ppm		
6.0	-30	86	0.0457	±2.5	Pass
	-20	50	0.0264		
	-10	91	0.0481		
	0	110	0.0587		
	10	84	0.0446		
	20	121	0.0643		
	30	96	0.0508		
	40	105	0.0557		
	50	67	0.0358		
Reference Frequency: LTE Band 2 QPSK(3MHz) Middle channel=18900 Frequency=1880.0MHz					
Power supplied (Vdc)	Temperature (℃)	Frequency error		Limit (ppm)	Result
		Hz	ppm		
6.0	-30	98	0.0521	±2.5	Pass
	-20	69	0.0369		
	-10	111	0.0591		
	0	109	0.0577		
	10	59	0.0315		
	20	73	0.0389		
	30	113	0.0599		
	40	81	0.0432		
	50	107	0.0569		
Reference Frequency: LTE Band 2 QPSK(5MHz) Middle channel=18900 Frequency=1880.0MHz					
Power supplied (Vdc)	Temperature (℃)	Frequency error		Limit (ppm)	Result
		Hz	ppm		
6.0	-30	100	0.0532	±2.5	Pass
	-20	82	0.0438		
	-10	111	0.0590		
	0	122	0.0651		
	10	134	0.0712		
	20	81	0.0429		
	30	96	0.0510		
	40	82	0.0435		
	50	82	0.0434		
Reference Frequency: LTE Band 2 QPSK(10MHz) Middle channel=18900 Frequency=1880.0MHz					
Power supplied (Vdc)	Temperature (℃)	Frequency error		Limit (ppm)	Result
		Hz	ppm		
6.0	-30	112	0.0596	±2.5	Pass
	-20	98	0.0522		
	-10	125	0.0663		
	0	128	0.0683		
	10	132	0.0702		
	20	135	0.0717		
	30	81	0.0429		
	40	132	0.0703		
	50	111	0.0590		

Temperature Variation					
Reference Frequency: LTE Band 2 QPSK(15MHz) Middle channel=18900 Frequency=1880.0MHz					
Power supplied (Vdc)	Temperature (℃)	Frequency error		Limit (ppm)	Result
		Hz	ppm		
6.0	-30	106	0.0564	±2.5	Pass
	-20	66	0.0353		
	-10	130	0.0692		
	0	145	0.0774		
	10	71	0.0378		
	20	88	0.0468		
	30	89	0.0474		
	40	115	0.0610		
	50	145	0.0770		
Reference Frequency: LTE Band 2 QPSK(20MHz) Middle channel=18900 Frequency=1880.0MHz					
Power supplied (Vdc)	Temperature (℃)	Frequency error		Limit (ppm)	Result
		Hz	ppm		
6.0	-30	124	0.0660	±2.5	Pass
	-20	106	0.0562		
	-10	89	0.0471		
	0	101	0.0539		
	10	118	0.0628		
	20	91	0.0485		
	30	93	0.0497		
	40	129	0.0688		
	50	94	0.0499		

Temperature Variation					
Reference Frequency: LTE Band 4 QPSK(1.4MHz) Middle channel=20175 Frequency=1732.5MHz					
Power supplied (Vdc)	Temperature (℃)	Frequency error		Limit (ppm)	Result
		Hz	ppm		
6.0	-30	98	0.0566	±2.5	Pass
	-20	95	0.0550		
	-10	72	0.0418		
	0	59	0.0340		
	10	136	0.0786		
	20	134	0.0774		
	30	120	0.0691		
	40	127	0.0732		
	50	113	0.0650		
Reference Frequency: LTE Band 4 QPSK(3MHz) Middle channel=20175 Frequency=1732.5MHz					
Power supplied (Vdc)	Temperature (℃)	Frequency error		Limit (ppm)	Result
		Hz	ppm		
6.0	-30	82	0.0473	±2.5	Pass
	-20	109	0.0631		
	-10	105	0.0608		
	0	50	0.0287		
	10	81	0.0465		
	20	107	0.0619		
	30	109	0.0626		
	40	78	0.0451		
	50	51	0.0295		
Reference Frequency: LTE Band 4 QPSK(5MHz) Middle channel=20175 Frequency=1732.5MHz					
Power supplied (Vdc)	Temperature (℃)	Frequency error		Limit (ppm)	Result
		Hz	ppm		
6.0	-30	96	0.0554	±2.5	Pass
	-20	86	0.0495		
	-10	119	0.0688		
	0	81	0.0466		
	10	71	0.0407		
	20	133	0.0765		
	30	89	0.0514		
	40	136	0.0783		
	50	100	0.0580		
Reference Frequency: LTE Band 4 QPSK(10MHz) Middle channel=20175 Frequency=1732.5MHz					
Power supplied (Vdc)	Temperature (℃)	Frequency error		Limit (ppm)	Result
		Hz	ppm		
6.0	-30	105	0.0606	±2.5	Pass
	-20	112	0.0649		
	-10	138	0.0798		
	0	138	0.0796		
	10	125	0.0720		
	20	102	0.0591		
	30	93	0.0538		
	40	105	0.0606		
	50	69	0.0397		

Temperature Variation					
Reference Frequency: LTE Band 4 QPSK(15MHz) Middle channel=20175 Frequency=1732.5MHz					
Power supplied (Vdc)	Temperature (℃)	Frequency error		Limit (ppm)	Result
		Hz	ppm		
6.0	-30	98	0.0566	±2.5	Pass
	-20	67	0.0385		
	-10	124	0.0714		
	0	109	0.0629		
	10	79	0.0455		
	20	83	0.0481		
	30	115	0.0661		
	40	134	0.0771		
	50	130	0.0749		
Reference Frequency: LTE Band 4 QPSK(20MHz) Middle channel=20175 Frequency=1732.5MHz					
Power supplied (Vdc)	Temperature (℃)	Frequency error		Limit (ppm)	Result
		Hz	ppm		
6.0	-30	125	0.0722	±2.5	Pass
	-20	157	0.0908		
	-10	136	0.0785		
	0	116	0.0669		
	10	104	0.0600		
	20	89	0.0515		
	30	114	0.0660		
	40	164	0.0947		
	50	101	0.0586		

Temperature Variation					
Reference Frequency: LTE Band 12 QPSK(1.4MHz) Middle channel=23095 Frequency=707.5MHz					
Power supplied (Vdc)	Temperature (℃)	Frequency error		Limit (ppm)	Result
		Hz	ppm		
6.0	-30	115	0.1625	±2.5	Pass
	-20	130	0.1843		
	-10	137	0.1939		
	0	119	0.1684		
	10	114	0.1605		
	20	87	0.1230		
	30	135	0.1913		
	40	109	0.1546		
	50	98	0.1381		
Reference Frequency: LTE Band 12 QPSK(3MHz) Middle channel=23095 Frequency=707.5MHz					
Power supplied (Vdc)	Temperature (℃)	Frequency error		Limit (ppm)	Result
		Hz	ppm		
6.0	-30	52	0.0733	±2.5	Pass
	-20	186	0.2625		
	-10	153	0.2159		
	0	165	0.2325		
	10	158	0.2239		
	20	108	0.1529		
	30	105	0.1479		
	40	146	0.2058		
	50	18	0.0260		
Reference Frequency: LTE Band 12 QPSK(5MHz) Middle channel=23095 Frequency=707.5MHz					
Power supplied (Vdc)	Temperature (℃)	Frequency error		Limit (ppm)	Result
		Hz	ppm		
6.0	-30	215	0.3033	±2.5	Pass
	-20	180	0.2547		
	-10	132	0.1872		
	0	188	0.2658		
	10	73	0.1027		
	20	120	0.1695		
	30	108	0.1524		
	40	11	0.0150		
	50	227	0.3213		
Reference Frequency: LTE Band 12 QPSK(10MHz) Middle channel=23095 Frequency=707.5MHz					
Power supplied (Vdc)	Temperature (℃)	Frequency error		Limit (ppm)	Result
		Hz	ppm		
18.0	-30	150	0.2122	±2.5	Pass
	-20	130	0.1834		
	-10	198	0.2801		
	0	83	0.1172		
	10	120	0.1702		
	20	73	0.1032		
	30	9	0.0131		
	40	211	0.2986		
	50	173	0.2449		

Temperature Variation					
Reference Frequency: LTE Band 2 16QAM (1.4MHz) Middle channel=18900 Frequency=1880.0MHz					
Power supplied (Vdc)	Temperature (℃)	Frequency error		Limit (ppm)	Result
		Hz	ppm		
6.0	-30	106	0.0564	±2.5	Pass
	-20	70	0.0372		
	-10	87	0.0461		
	0	91	0.0484		
	10	141	0.0752		
	20	109	0.0578		
	30	105	0.0556		
	40	85	0.0451		
	50	75	0.0400		
Reference Frequency: LTE Band 2 16QAM (3MHz) Middle channel=18900 Frequency=1880.0MHz					
Power supplied (Vdc)	Temperature (℃)	Frequency error		Limit (ppm)	Result
		Hz	ppm		
6.0	-30	45	0.0241	±2.5	Pass
	-20	118	0.0628		
	-10	122	0.0647		
	0	120	0.0639		
	10	75	0.0399		
	20	118	0.0630		
	30	87	0.0465		
	40	105	0.0560		
	50	44	0.0235		
Reference Frequency: LTE Band 2 16QAM (5MHz) Middle channel=18900 Frequency=1880.0MHz					
Power supplied (Vdc)	Temperature (℃)	Frequency error		Limit (ppm)	Result
		Hz	ppm		
6.0	-30	85	0.0452	±2.5	Pass
	-20	134	0.0714		
	-10	130	0.0691		
	0	74	0.0395		
	10	81	0.0428		
	20	84	0.0446		
	30	120	0.0638		
	40	28	0.0149		
	50	51	0.0273		
Reference Frequency: LTE Band 2 16QAM (10MHz) Middle channel=18900 Frequency=1880.0MHz					
Power supplied (Vdc)	Temperature (℃)	Frequency error		Limit (ppm)	Result
		Hz	ppm		
6.0	-30	167	0.0890	±2.5	Pass
	-20	155	0.0823		
	-10	49	0.0260		
	0	82	0.0434		
	10	99	0.0525		
	20	82	0.0435		
	30	11	0.0058		
	40	22	0.0117		
	50	171	0.0909		

Temperature Variation					
Reference Frequency: LTE Band 2 16QAM (15MHz) Middle channel=18900 Frequency=1880.0MHz					
Power supplied (Vdc)	Temperature (℃)	Frequency error		Limit (ppm)	Result
		Hz	ppm		
6.0	-30	115	0.0612	±2.5	Pass
	-20	153	0.0811		
	-10	107	0.0570		
	0	147	0.0780		
	10	78	0.0412		
	20	118	0.0625		
	30	110	0.0588		
	40	143	0.0759		
	50	98	0.0523		
Reference Frequency: LTE Band 2 16QAM(20MHz) Middle channel=18900 Frequency=1880.0MHz					
Power supplied (Vdc)	Temperature (℃)	Frequency error		Limit (ppm)	Result
		Hz	ppm		
6.0	-30	169	0.0901	±2.5	Pass
	-20	89	0.0473		
	-10	170	0.0906		
	0	96	0.0512		
	10	89	0.0471		
	20	137	0.0729		
	30	173	0.0923		
	40	116	0.0616		
	50	172	0.0915		

Temperature Variation					
Reference Frequency: LTE Band 4 16QAM(1.4MHz) Middle channel=20175 Frequency=1732.5MHz					
Power supplied (Vdc)	Temperature (℃)	Frequency error		Limit (ppm)	Result
		Hz	ppm		
6.0	-30	96	0.0554	±2.5	Pass
	-20	112	0.0644		
	-10	124	0.0715		
	0	101	0.0582		
	10	136	0.0784		
	20	107	0.0617		
	30	100	0.0577		
	40	130	0.0750		
	50	62	0.0356		
Reference Frequency: LTE Band 4 16QAM(3MHz) Middle channel=20175 Frequency=1732.5MHz					
Power supplied (Vdc)	Temperature (℃)	Frequency error		Limit (ppm)	Result
		Hz	ppm		
6.0	-30	148	0.0853	±2.5	Pass
	-20	113	0.0654		
	-10	130	0.0752		
	0	154	0.0886		
	10	131	0.0757		
	20	88	0.0506		
	30	133	0.0766		
	40	53	0.0306		
	50	161	0.0928		
Reference Frequency: LTE Band 4 16QAM(5MHz) Middle channel=20175 Frequency=1732.5MHz					
Power supplied (Vdc)	Temperature (℃)	Frequency error		Limit (ppm)	Result
		Hz	ppm		
6.0	-30	146	0.0842	±2.5	Pass
	-20	100	0.0579		
	-10	158	0.0911		
	0	113	0.0655		
	10	81	0.0467		
	20	155	0.0895		
	30	56	0.0324		
	40	156	0.0901		
	50	125	0.0724		
Reference Frequency: LTE Band 4 16QAM(10MHz) Middle channel=20175 Frequency=1732.5MHz					
Power supplied (Vdc)	Temperature (℃)	Frequency error		Limit (ppm)	Result
		Hz	ppm		
6.0	-30	90	0.0519	±2.5	Pass
	-20	136	0.0784		
	-10	147	0.0849		
	0	93	0.0535		
	10	116	0.0670		
	20	33	0.0193		
	30	177	0.1020		
	40	150	0.0867		
	50	67	0.0389		

Temperature Variation					
Reference Frequency: LTE Band 4 16QAM(15MHz) Middle channel=20175 Frequency=1732.5MHz					
Power supplied (Vdc)	Temperature (℃)	Frequency error		Limit (ppm)	Result
		Hz	ppm		
6.0	-30	13	0.0073	±2.5	Pass
	-20	66	0.0379		
	-10	110	0.0635		
	0	24	0.0140		
	10	91	0.0527		
	20	116	0.0667		
	30	25	0.0146		
	40	49	0.0281		
	50	33	0.0192		
Reference Frequency: LTE Band 4 16QAM(20MHz) Middle channel=20175 Frequency=1732.5MHz					
Power supplied (Vdc)	Temperature (℃)	Frequency error		Limit (ppm)	Result
		Hz	ppm		
6.0	-30	62	0.0360	±2.5	Pass
	-20	91	0.0525		
	-10	45	0.0257		
	0	53	0.0305		
	10	83	0.0477		
	20	34	0.0196		
	30	76	0.0439		
	40	57	0.0326		
	50	37	0.0214		

Temperature Variation					
Reference Frequency: LTE Band 12 16QAM(1.4MHz) Middle channel=23095 Frequency=707.5MHz					
Power supplied (Vdc)	Temperature (℃)	Frequency error		Limit (ppm)	Result
		Hz	ppm		
6.0	-30	135	0.1908	±2.5	Pass
	-20	108	0.1524		
	-10	168	0.2375		
	0	115	0.1619		
	10	140	0.1982		
	20	149	0.2102		
	30	129	0.1820		
	40	101	0.1423		
	50	162	0.2285		
Reference Frequency: LTE Band 12 16QAM(3MHz) Middle channel=23095 Frequency=707.5MHz					
Power supplied (Vdc)	Temperature (℃)	Frequency error		Limit (ppm)	Result
		Hz	ppm		
6.0	-30	125	0.1763	±2.5	Pass
	-20	189	0.2677		
	-10	128	0.1807		
	0	134	0.1901		
	10	125	0.1772		
	20	101	0.1424		
	30	128	0.1815		
	40	161	0.2276		
	50	158	0.2236		
Reference Frequency: LTE Band 12 16QAM(5MHz) Middle channel=23095 Frequency=707.5MHz					
Power supplied (Vdc)	Temperature (℃)	Frequency error		Limit (ppm)	Result
		Hz	ppm		
6.0	-30	210	0.2975	±2.5	Pass
	-20	149	0.2102		
	-10	157	0.2220		
	0	100	0.1407		
	10	117	0.1660		
	20	138	0.1955		
	30	197	0.2784		
	40	186	0.2631		
	50	185	0.2619		
Reference Frequency: LTE Band 12 16QAM(10MHz) Middle channel=23095 Frequency=707.5MHz					
Power supplied (Vdc)	Temperature (℃)	Frequency error		Limit (ppm)	Result
		Hz	ppm		
6.0	-30	175	0.2473	±2.5	Pass
	-20	138	0.1945		
	-10	139	0.1960		
	0	154	0.2180		
	10	144	0.2030		
	20	185	0.2615		
	30	226	0.3190		
	40	199	0.2819		
	50	190	0.2693		

Voltage Variation					
Reference Frequency: LTE Band 2 QPSK(1.4MHz) Middle channel=18900 Frequency=1880.0MHz					
Temperature (℃)	Power supplied (Vdc)	Frequency error		Limit (ppm)	Result
		Hz	ppm		
25	4.5	135	0.0718	±2.5	Pass
	6.0	158	0.0841		
	6.5	163	0.0868		
Reference Frequency: LTE Band 2 QPSK(3MHz) Middle channel=18900 Frequency=1880.0MHz					
Temperature (℃)	Power supplied (Vdc)	Frequency error		Limit (ppm)	Result
		Hz	ppm		
25	4.5	165	0.0878	±2.5	Pass
	6.0	127	0.0675		
	6.5	152	0.0809		
Reference Frequency: LTE Band 2 QPSK(5MHz) Middle channel=18900 Frequency=1880.0MHz					
Temperature (℃)	Power supplied (Vdc)	Frequency error		Limit (ppm)	Result
		Hz	ppm		
25	4.5	105	0.0556	±2.5	Pass
	6.0	136	0.0724		
	6.5	133	0.0707		
Reference Frequency: LTE Band 2 QPSK(10MHz) Middle channel=18900 Frequency=1880.0MHz					
Temperature (℃)	Power supplied (Vdc)	Frequency error		Limit (ppm)	Result
		Hz	ppm		
25	4.5	193	0.1024	±2.5	Pass
	6.0	162	0.0862		
	6.5	159	0.0845		
Reference Frequency: LTE Band 2 QPSK(15MHz) Middle channel=18900 Frequency=1880.0MHz					
Temperature (℃)	Power supplied (Vdc)	Frequency error		Limit (ppm)	Result
		Hz	ppm		
25	4.5	157	0.0833	±2.5	Pass
	6.0	135	0.0717		
	6.5	119	0.0635		
Reference Frequency: LTE Band 2 QPSK(20MHz) Middle channel=18900 Frequency=1880.0MHz					
Temperature (℃)	Power supplied (Vdc)	Frequency error		Limit (ppm)	Result
		Hz	ppm		
25	4.5	111	0.0589	±2.5	Pass
	6.0	147	0.0780		
	6.5	196	0.1042		

Voltage Variation					
Reference Frequency: LTE Band 4 QPSK(1.4MHz) Middle channel=20175 Frequency=1732.5MHz					
Temperature (℃)	Power supplied (Vdc)	Frequency error		Limit (ppm)	Result
		Hz	ppm		
25	4.5	136	0.0785	±2.5	Pass
	6.0	121	0.0699		
	6.5	107	0.0617		
Reference Frequency: LTE Band 4 QPSK(3MHz) Middle channel=20175 Frequency=1732.5MHz					
Temperature (℃)	Power supplied (Vdc)	Frequency error		Limit (ppm)	Result
		Hz	ppm		
25	4.5	110	0.0633	±2.5	Pass
	6.0	98	0.0564		
	6.5	126	0.0726		
Reference Frequency: LTE Band 4 QPSK(5MHz) Middle channel=20175 Frequency=1732.5MHz					
Temperature (℃)	Power supplied (Vdc)	Frequency error		Limit (ppm)	Result
		Hz	ppm		
25	4.5	143	0.0825	±2.5	Pass
	6.0	107	0.0617		
	6.5	117	0.0676		
Reference Frequency: LTE Band 4 QPSK(10MHz) Middle channel=20175 Frequency=1732.5MHz					
Temperature (℃)	Power supplied (Vdc)	Frequency error		Limit (ppm)	Result
		Hz	ppm		
25	15.0	87	0.0501	±2.5	Pass
	18.0	73	0.0423		
	20.0	110	0.0638		
Reference Frequency: LTE Band 4 QPSK(15MHz) Middle channel=20175 Frequency=1732.5MHz z					
Temperature (℃)	Power supplied (Vdc)	Frequency error		Limit (ppm)	Result
		Hz	ppm		
25	4.5	123	0.0712	±2.5	Pass
	6.0	94	0.0540		
	6.5	121	0.0697		
Reference Frequency: LTE Band 4 QPSK(20MHz) Middle channel=20175 Frequency=1732.5MHz					
Temperature (℃)	Power supplied (Vdc)	Frequency error		Limit (ppm)	Result
		Hz	ppm		
25	4.5	97	0.0560	±2.5	Pass
	6.0	108	0.0625		
	6.5	93	0.0536		

Voltage Variation					
Reference Frequency: LTE Band 12 QPSK(1.4MHz) Middle channel=23095 Frequency=707.5MHz					
Temperature (℃)	Power supplied (Vdc)	Frequency error		Limit (ppm)	Result
		Hz	ppm		
25	4.5	109	0.1547	±2.5	Pass
	6.0	91	0.1281		
	6.5	112	0.1588		
Reference Frequency: LTE Band 12 QPSK(3MHz) Middle channel=23095 Frequency=707.5MHz					
Temperature (℃)	Power supplied (Vdc)	Frequency error		Limit (ppm)	Result
		Hz	ppm		
25	4.5	115	0.1621	±2.5	Pass
	6.0	135	0.1901		
	6.5	92	0.1304		
Reference Frequency: LTE Band 12 QPSK(5MHz) Middle channel=23095 Frequency=707.5MHz					
Temperature (℃)	Power supplied (Vdc)	Frequency error		Limit (ppm)	Result
		Hz	ppm		
25	4.5	169	0.2385	±2.5	Pass
	6.0	86	0.1219		
	6.5	82	0.1160		
Reference Frequency: LTE Band 12 QPSK(10MHz) Middle channel=23095 Frequency=707.5MHz					
Temperature (℃)	Power supplied (Vdc)	Frequency error		Limit (ppm)	Result
		Hz	ppm		
25	4.5	112	0.1582	±2.5	Pass
	6.0	136	0.1925		
	6.5	139	0.1970		

Voltage Variation					
Reference Frequency: LTE Band 2 16QAM(1.4MHz) Middle channel=18900 Frequency=1880.0MHz					
Temperature (℃)	Power supplied (Vdc)	Frequency error		Limit (ppm)	Result
		Hz	ppm		
25	4.5	142	0.0755	±2.5	Pass
	6.0	141	0.0752		
	6.5	102	0.0543		
Reference Frequency: LTE Band 2 16QAM(3MHz) Middle channel=18900 Frequency=1880.0MHz					
Temperature (℃)	Power supplied (Vdc)	Frequency error		Limit (ppm)	Result
		Hz	ppm		
25	4.5	159	0.0848	±2.5	Pass
	6.0	174	0.0926		
	6.5	152	0.0806		
Reference Frequency: LTE Band 2 16QAM(5MHz) Middle channel=18900 Frequency=1880.0MHz					
Temperature (℃)	Power supplied (Vdc)	Frequency error		Limit (ppm)	Result
		Hz	ppm		
25	4.5	116	0.0618	±2.5	Pass
	6.0	164	0.0873		
	6.5	164	0.0872		
Reference Frequency: LTE Band 2 16QAM(10MHz) Middle channel=18900 Frequency=1880.0MHz					
Temperature (℃)	Power supplied (Vdc)	Frequency error		Limit (ppm)	Result
		Hz	ppm		
25	4.5	143	0.0760	±2.5	Pass
	6.0	96	0.0512		
	6.5	182	0.0967		
Reference Frequency: LTE Band 2 16QAM(15MHz) Middle channel=18900 Frequency=1880.0MHz					
Temperature (℃)	Power supplied (Vdc)	Frequency error		Limit (ppm)	Result
		Hz	ppm		
25	4.5	153	0.0814	±2.5	Pass
	6.0	166	0.0881		
	6.5	105	0.0561		
Reference Frequency: LTE Band 2 16QAM(20MHz) Middle channel=18900 Frequency=1880.0MHz					
Temperature (℃)	Power supplied (Vdc)	Frequency error		Limit (ppm)	Result
		Hz	ppm		
25	4.5	202	0.1072	±2.5	Pass
	6.0	176	0.0934		
	6.5	137	0.0729		

Voltage Variation					
Reference Frequency: LTE Band 4 16QAM(1.4MHz) Middle channel=20175 Frequency=1732.5MHz					
Temperature (℃)	Power supplied (Vdc)	Frequency error		Limit (ppm)	Result
		Hz	ppm		
25	4.5	83	0.0482	±2.5	Pass
	6.0	143	0.0824		
	6.5	118	0.0683		
Reference Frequency: LTE Band 4 16QAM (3MHz) Middle channel=20175 Frequency=1732.5MHz					
Temperature (℃)	Power supplied (Vdc)	Frequency error		Limit (ppm)	Result
		Hz	ppm		
25	4.5	128	0.0739	±2.5	Pass
	6.0	149	0.0862		
	6.5	127	0.0735		
Reference Frequency: LTE Band 4 16QAM (5MHz) Middle channel=20175 Frequency=1732.5MHz					
Temperature (℃)	Power supplied (Vdc)	Frequency error		Limit (ppm)	Result
		Hz	ppm		
25	4.5	74	0.0427	±2.5	Pass
	6.0	126	0.0728		
	6.5	62	0.0358		
Reference Frequency: LTE Band 4 16QAM (10MHz) Middle channel=20175 Frequency=1732.5MHz					
Temperature (℃)	Power supplied (Vdc)	Frequency error		Limit (ppm)	Result
		Hz	ppm		
25	4.5	170	0.0980	±2.5	Pass
	6.0	130	0.0752		
	6.5	155	0.0896		
Reference Frequency: LTE Band 4 16QAM (15MHz) Middle channel=20175 Frequency=1732.5MHz z					
Temperature (℃)	Power supplied (Vdc)	Frequency error		Limit (ppm)	Result
		Hz	ppm		
25	4.5	138	0.0797	±2.5	Pass
	6.0	166	0.0956		
	6.5	131	0.0754		
Reference Frequency: LTE Band 4 16QAM (20MHz) Middle channel=20175 Frequency=1732.5MHz					
Temperature (℃)	Power supplied (Vdc)	Frequency error		Limit (ppm)	Result
		Hz	ppm		
25	4.5	127	0.0735	±2.5	Pass
	6.0	152	0.0879		
	6.5	158	0.0914		

Voltage Variation					
Reference Frequency: LTE Band 12 16QAM(1.4MHz) Middle channel=23095 Frequency=707.5MHz					
Temperature (℃)	Power supplied (Vdc)	Frequency error		Limit (ppm)	Result
		Hz	ppm		
25	4.5	128	0.1809	±2.5	Pass
	6.0	128	0.1805		
	6.5	121	0.1707		
Reference Frequency: LTE Band 12 16QAM(3MHz) Middle channel=23095 Frequency=707.5MHz					
Temperature (℃)	Power supplied (Vdc)	Frequency error		Limit (ppm)	Result
		Hz	ppm		
25	4.5	105	0.1480	±2.5	Pass
	6.0	110	0.1551		
	6.5	114	0.1613		
Reference Frequency: LTE Band 12 16QAM(5MHz) Middle channel=23095 Frequency=707.5MHz					
Temperature (℃)	Power supplied (Vdc)	Frequency error		Limit (ppm)	Result
		Hz	ppm		
25	4.5	113	0.1595	±2.5	Pass
	6.0	114	0.1615		
	6.5	139	0.1962		
Reference Frequency: LTE Band 12 16QAM(10MHz) Middle channel=23095 Frequency=707.5MHz					
Temperature (℃)	Power supplied (Vdc)	Frequency error		Limit (ppm)	Result
		Hz	ppm		
25	4.5	111	0.1568	±2.5	Pass
	6.0	146	0.2057		
	6.5	90	0.1277		

------End of Report------