尺寸：80*102mm 风琴折，单黑印刷

OneDer

W16

用户说明书

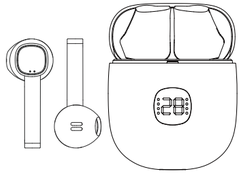

智能LED显示屏

显示耳机与充电盒的电量

开机

--将耳机从包装中拿出，长按3秒手动开机
--将耳机从充电盒中拿出，耳机自动开机

关机

--长按5秒关机
--将耳机放回充电盒

左右耳互相配对

--当左、右耳开机，它们之间会自动配对。

耳机与手机相连

--确保手机蓝牙已打开。
--在手机蓝牙列表中找到耳机名。
--点击连接。

手机列表中找不到耳机

--关掉手机蓝牙功能。
--再次开启手机蓝牙功能。

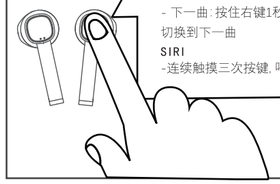

播放/暂停

-播放歌曲的过程中，触摸按键实现

暂停/播放

接听/拒听/挂断电话

- 触摸1次接听来电
- 触摸2次拒听来电
- 通话过程中，触摸1次挂断电话

音量加/减

- 连续触摸右键2次，增加音量
- 连续触摸左键2次，减小音量

上一曲/下一曲

- 上一曲：按住左键1秒后放开切换到上一曲
- 下一曲：按住右键1秒后放开切换到下一曲

SIRI

-连续触摸三次按键，呼叫SIRI

只有一只耳机放歌

清除耳机数据

--长按耳机开关键至红蓝交替闪烁。

快速触摸4次至红灯亮，然后自动关机。

--将左、右耳机按上述步骤操作。

重新配对

--将左、右耳机同时开机，它们将自动配对。

--当配对成功，主耳将红、蓝灯交替闪烁，副耳蓝灯慢闪。



电池低压检测

当耳机电池电压低于330V时，耳机检测到低电压。
每隔20秒，耳机将提醒电量低，请充电；
当耳机电池电量低至3.2V，耳机检测到低电压并于30秒后自动关机。

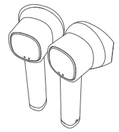

注：当电池电压低时，请及时充电以免影响电池寿命。

型号	OneDer W16
蓝牙芯片	杰里
LED显示屏	显示电池电量
连接距离	10m
工作频率	2.402GHz~2.480GHz
传输功率	CLASS2,Max4dBm
音频解码模式	SBC
调节模式	GFSK,TT/4 DQPSK,8DPSK
信噪比	>90dB
失真度	<1%
充电输入电压	DC5±0.25V
电池规格	耳机:3.7V/55mAh带精工保护板 充电盒:3.7V/500mAh带保护板
工作电压	3.7V(3.3~4.2V)
充电时间	≤1.5H
麦克风灵敏度	-42±3dB
低电提示	3.2V
喇叭规格	Φ13mm, 16Ω±15%
播放时间	5小时
待机时间	200天
工作电流	最大12mAh, 无播放时8mAh;
静态电流	≤5uA
工作温度	-5℃-40℃
耳机尺寸	40*17*17mm
充电盒尺寸	57*48*25mm
耳机重量	单耳重4.2g；38g(含充电盒)
配对密码	0000(低于蓝牙2.1版本的手机)
蓝牙功能	HFP,HSP,A2DP,AVRCP

OneDer

Your Life Your Music Your Way

ONE-YEAR WARRANTY

OneDer

W16

User Manual

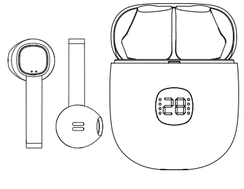

Smart LED Display

Show the earbuds and charging case battery level

Turn on the earbuds

--Take out the earbuds from package, press and hold on 3 seconds to turn on them by hand
--Take out the earbuds from charging case, earbuds turn on automatically

Turn off the earbuds

--Press and hold the power button for 5 seconds to turn off the earbuds.
--Put the earbuds back to the charging case.

Pairing Between Left and Right Earbuds

--When left and right earbuds turn on, they will pair with each other automatically.

Earbuds Connect With Smart Phone

--Make sure your smart phone's Bluetooth function turn on.
--Find out the earbuds device name on your smart phone.
--Click it to connect.

Can not find the earbuds

--Turn off the Bluetooth function of your smart phone
--Turn on the Bluetooth function of your smart phone again

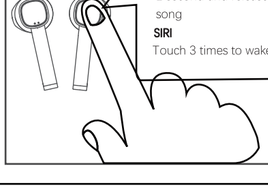

Normal function operation

Play/Pause

During playing music,touch the button one time to play or pause the music.

Volume + / -

- Touch the right button 2 times to increase the volume
- Touch the left button 2 times to decrease the volume

Previous / Next Song

- Previous song: press the left earbud 1 second and release to skip to last song
- Next song:press the right earbud 1 second and release to skip to next song

SIRI

Touch 3 times to wake up SIRI

Only One Earbud Working

Clear the data of the earbuds

--Press the power button till the blue and red light will shine alternately and touch 4 times quickly till the red light shine and then the earbud turn off automatically.

Repairing

--turn on the left and right earbuds at the same time and they will pair with each other automatically.
--When pair successfully,one earbud blue light shine slowly while the blue and red light of another earbud will shine alternately and wait for connecting with smart phone.
Repeat above step on left and right earbud separately.



Battery low voltage detection

When the battery voltage of the earphone is reduced to 3.3V, the earphone detects a low voltage. At intervals of 20S, the "low battery, please charge" red light flashes 3 times; When the earphones battery voltage drops to 3.2V, the earphone detects a low voltage and the headset automatically shuts down after 30 seconds.

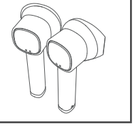

Note: Please charge the earbuds immediately if in low voltage, so as not to affect the battery life

Model	OneDer W16
Bluetooth Chipset	Jieli
LED display	Show the batteries level
Transmission distance	10m
Working frequency	2.402GHz~2.480GHz
Transmit power	CLASS2,Maz 4dBm
Audio decoding mode	SBC
Adjustment mode	GFSK,TT/4 DQPSK,8DPSK
Signal to noise ratio	>90dB
Distortion	<1%
Charging input voltage	DC5±0.25V
Battery speci cation	Earbuds:3.7V/55mA Seiko protection; Charging case:3.7V/500mAh
Working voltage	3.7V(3.3-4.2V)
Charging time	≤1.5H
Microphone sensitivity	-42±3dB
Low voltage prompt	3.2V
Speaker speci cations	Φ13mm,16Ω±15%
Music play time	Up to 5 hours
Standby time	200 days
Working current	Max 12mAh, Not play in connection is 8mAh;
Static current	≤5uA
Working temperature	-5℃-40℃
Earbuds size	40*17*17mm
Charging case size	57*48*25mm
Overall weight	4.2g single earbud ; 38g (charging case)
Pairing code 0000	(lower than V2.1 versio of the phone)
Bluetooth profile	HFP,HSP,A2DP,AVRCP

IF THERE IS ANY QUESTION PLEASE FILL IN THE FEEDBACK

FEEDBACK ONLINE

WWW.ONEDER.HK/FEEDBACK

OR

SCAN THE QR ODE

FCC Warning Statement

Changes or modifications not expressly approved by the party responsible for compliance could void the user's authority to operate the equipment. This equipment has been tested and found to comply with the limits for a Class B digital device, pursuant to Part 15 of the FCC Rules. These limits are designed to provide reasonable protection against harmful interference in a residential installation. This equipment generates uses and can radiate radio frequency energy and, if not installed and used in accordance with the instructions, may cause harmful interference to radio communications. However, there is no guarantee that interference will not occur in a particular installation. If this equipment does cause harmful interference to radio or television reception, which can be determined by turning the equipment off and on, the user is encouraged to try to correct the interference by one or more of the following measures:

- Reorient or relocate the receiving antenna.
- Increase the separation between the equipment and receiver.
- Connect the equipment into an outlet on a circuit different from that to which the receiver is connected.
- Consult the dealer or an experienced radio/TV technician for help.

This device complies with part 15 of the FCC Rules. Operation is subject to the following two conditions: (1) This device may not cause harmful interference, and (2) this device must accept any interference received, including interference that may cause undesired operation.