PYLE

PyleUSA.com

VISIT US ONLINE:

Have a question?
Need service or repair?
Want to leave a comment?

PyleUSA.com/ContactUs

PYLE

PYLE

PyleUSA.com

PPHP844B

Wireless BT Streaming Portable PA Speaker and Microphone System

Portable PA Loudspeaker with Built-in Rechargeable Battery, MP3/USB/FM Radio (8" Subwoofer, 400 Watt MAX)

USER MANUAL

WARNING

This device contains licence-exempt transmitter(s)/receiver(s) that comply with Innovation, Science and Economic Development Canada's licence-exempt RSS(s). Operation is subject to the following two conditions:
(1) This device may not cause interference.
(2) This device must accept any interference, including interference that may cause undesired operation of the device.
RF exposure statement:
The equipment complies with IC Radiation exposure limit set forth for uncontrolled environment. This equipment should be installed and operated with minimum distance 20cm between the radiator and your body.

L'émetteur/récepteur exempt de licence contenu dans le présent appareil est conforme aux CNR d'Innovation, Sciences et Développement économique Canada applicables aux appareils radio exempts de licence. L'exploitation est autorisée aux deux conditions suivantes :
L'appareil ne doit pas produire de brouillage;
L'appareil doit accepter tout brouillage radioélectrique subi, même si le brouillage est susceptible d'en compromettre le fonctionnement.

Déclaration d'exposition RF:
L'équipement est conforme à la limite d'exposition aux radiations de la IC établie pour un environnement non contr?lé. Cet équipement doit être installé et utilisé avec une distance minimale de 20 cm entre le radiateur et votre corps.

This device complies with Part 15 of the FCC Rules. Operation is subject to the following two conditions: (1) this device may not cause harmful interference, and (2) this device must accept any interference received, including interference that may cause undesired operation

NOTE: This equipment has been tested and found to comply with the limits for a Class B digital device, pursuant to Part 15 of the FCC Rules. These limits are designed to provide reasonable protection against harmful interference in a residential installation. This equipment generates, uses and can radiate radio frequency energy and, if not installed and used in accordance with the instructions, may cause harmful interference to radio communications. However, there is no guarantee that interference will not occur in a particular installation.
If this equipment does cause harmful interference to radio or television reception, which can be determined by turning the equipment off and on, the user is encouraged to try to correct the interference by one or more of the following measures:
-- Reorient or relocate the receiving antenna.
-- Increase the separation between the equipment and receiver.
-- Connect the equipment into an outlet on a circuit different from that to which the receiver is connected.
-- Consult the dealer or an experienced radio/TV technician for help.

Warning: changes or modifications not expressly approved by the party responsible for compliance could void the user's authority to operate the equipment

The devices has been evaluated to meet general RF exposure requirement， the device can be used in portable exposure condition with restriction

WARNING

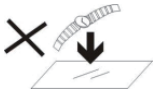

1. **DO NOT** place objects on top of the device, as objects may scratch the device.

2. **DO NOT** expose the device to dirty or dusty environments.

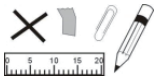

3. **DO NOT** insert any foreign objects into the device.

4. **DO NOT** expose the device to strong magnetic or electrical field.

5. **DO NOT** use the device in the rain

6. Please check with your Local Authority or retailer for proper disposal of electronic products.



7. **DO NOT** disassemble the device. Only a certified service technician should perform repair.

8. The device has apertures to disperse heat. **DO NOT** block the device ventilation, the device may become hot and malfunction as a result.

Illegal operation may cause personal injury, which could be fatal and may cause damage to property.

FEATURES OF THE MACHINE

- This system can be used with personal computers, mobile phone, DVD, VCD, CD, LD, TV, MP3, radio, electronic piano and any devices which have audio output.
- Amplifier circuit are using high-performance, high-fidelity design, coupled with high-quality professional speaker, in order to make the sound field to get positioned so clear, distinct levels effect.
- The sound system is outstanding, with deep and powerful bass and the treble effect is strong, with clear and bright pitch.
- The professional electronic frequency division circuit enhances the machine's crossover point effect.
- Using professional design and manufacture of high-capacity batteries, and dedicated audio power capacitors, to make the speaker's power reserve margin larger, more stable, better dynamics, higher signal to noise ratio.

FRONT PANEL FUNCTIONS

1. Power **ON/OFF**
2. Input Select Line/FM/BT/USB
3. Choose the music style
4. USB slot
5. Last song for USB mode, last channel for FM mode
6. **PLAY/PAUSE** on USB mode, scan song on FM mode
7. Nest song for USB mode, next channel for FM mode
8. 6.5MM wired microphone input jack
9. Battery indicator, red light for charging, full charge will be off.
10. 3.5MM AUX input jack
11. DC 5V charge
12. Volume control

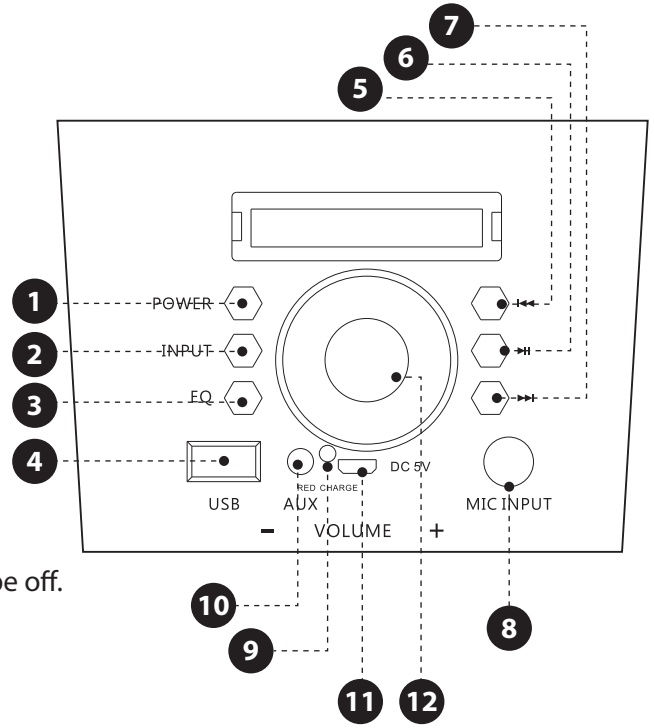

REMOTE CONTROL FUNCTIONS

1. Standby button
2. Select input signal
3. Mute button
4. Play/Stop button
5. Next song of USB/SD
6. Previous song of USB/SD
7. EQ solution
8. Increase speaker volume
9. Choose song number directly
10. Choose USB/SD signal directly
11. Decrease music volume
12. Repeat song

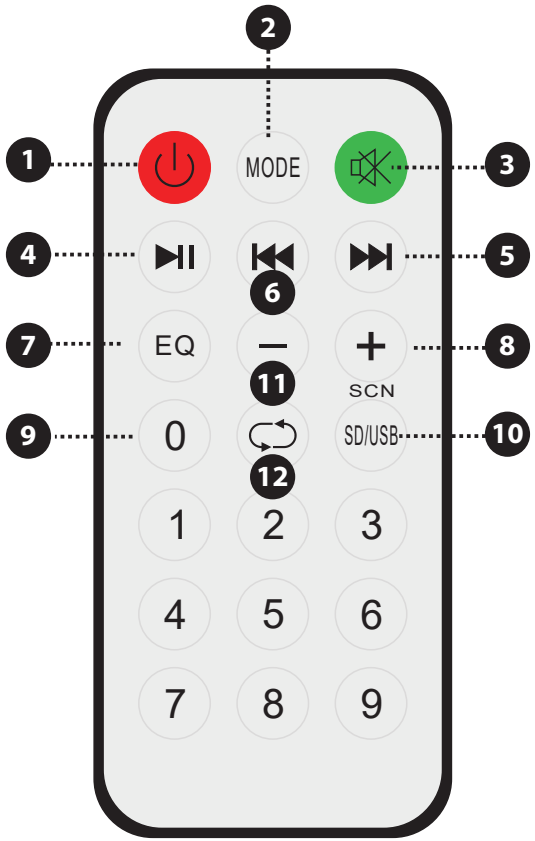

TROUBLESHOOTING

Fault	Possible Cause	Solution
No sound	1. No input sound source. 2. Volume is too low.	1. Use a better music signal. 2. Adjust volume.
Distortion of sound	1. Volume too high. 2. Speaker may be damaged	1. Turn down the volume. 2. If speaker is damaged, repair or replace it.
Karaoke does not work	1. Microphone plug is not fully inserted. 2. Microphone switch is not on. 3. Microphone volume knob is at the lowest position.	1. Plug microphone properly into the socket. 2. Turn on microphone switch. 3. Adjust microphone volume properly.
MP3 does not play	1. The audio format in the U disc is incorrect. 2. Improper operation has caused a process disorder. 3. USB disc is disconnected.	1. Convert audio format into Mp3 format. 2. Reboot the machine. 3. Insert USB disc properly.

BUILT-IN WIRELESS BT STREAMING FUNCTION

- Press "**MODE**" button to choose the input signal source as BT channel when starting the machine.
- Please ensure the BT devices you want to connect is open. Then scan and connect the speaker with the device. When the connection is successful, "**tick**" tone will prompt. If the speaker can't be connected, please restart the speaker or the device and try again.
- After the mobile phone and the BT are successfully connected, you can play music. To ensure continuous stability of the music signal, try to keep the BT and the mobile phone facing one another.
- This unit supports iPad, iPhone, Samsung, HTC, MOTOROLA, Nokia and other BT mobile devices wirelessly transmitting audio. It supports stereo playing of A2DP.
- The BT of the unit can be used up to 10 meters if there are no barriers.

PPHP844B

Portable PA Speaker & Microphone System

Portable PA Loudspeaker with Built-in Rechargeable Battery,
MP3/USB/FM Radio (8" Subwoofer, 400 Watt MAX)

Features:

- Portable Speaker System
- High-Powered PA Loud Speaker Style
- Bluetooth Wireless Music Streaming Ability
- Multi-Color Automatic Flashing LED Party Lights
- Built-in Rechargeable Battery
- FM Radio with Digital LCD Display
- Connect & Stream Audio from External Devices
- Aux (3.5mm) Input Connector Jack
- USB Flash Memory Reader
- 1/4" Microphone input
- Battery Level LED Indicator Lights
- Rugged & Durable Molded Cabinet Design
- Convenient Rolling Wheels & Extendable Carry Handle
- Used for Public Gatherings, Crowd Control, Karaoke
- For Indoor / Outdoor Use

Bluetooth Wireless Streaming:

- Built-in Bluetooth for Wireless Music Streaming
- Simple & Hassle-Free Pairing
- Works with All of Today's Latest Devices
- Smartphones, Tablets, Laptops, Computers, etc.
- Bluetooth Version: 4.0
- Bluetooth Network Name: 'PYLEUSA'
- Wireless Range: Up to 32' ft.

What's in the Box:

- PA Speaker System
- Remote Control
- Power Adapter

Technical Specs:

- Power Output: 400 Watt MAX
- Sound System: 8" -inch Subwoofer
- Impedance: 4 Ohm
- Frequency Response: 55-20kHz
- S/N Ratio: 60dB +/-3dB
- SPL: 94dB (1W/M)
- T.H.D.: <1%
- USB Interface Type: 2.0
- Digital Audio File Support: MP3
- Maximum USB Flash Support: 16GB
- Battery Life: Up to 2 Hours (Charge Time: Approx. 4 Hours)
- Remote Control Battery: (1) x 'CR-2025' Button Cell, Included
- Rechargeable Battery: 7.4V Lead Acid, 1800mAh – 13.32 Wh
- Power Supply: 110/220V, Switchable
- Dimensions (L x W x H): 11.6" x 9.3" x 16.1" -inches

Questions? Issues?

We are here to help!
Phone: **(1) 718-535-1800**
Email: **support@pyleusa.com**

WARNING: This product can expose you to a chemical or group of checmicals, which may include **"Lead and lead compounds"** which is known in the state of California to cause cancer, birth defects, or other reproductive harm. For more info, go to **https://www.p65warnings.ca.gov/.**