Appendix D

RF Test Data for 5.2GWIFI (Conducted Measurement)

Tablet

Test Model: i101AC

Environmental Conditions

Temperature:	24.6° C
Relative Humidity:	53.2%
ATM Pressure:	100.0 kPa
Test Engineer:	Zhang hai
Supervised by:	Fengliu Tang

D.1 Emission Bandwidth

Test Result

TestMode	Antenna	Freq (MHz)	26db EBW [MHz]	FL[MHz]	FH[MHz]	Limit [MHz]	Verdict
11A	Ant1	5180	26.360	5166.600	5192.960	---	---
		5200	23.680	5188.800	5212.480	---	---
		5240	28.800	5225.000	5253.800	---	---
11N20SISO	Ant1	5180	27.400	5165.880	5193.280	---	---
		5200	29.840	5185.960	5215.800	---	---
		5240	27.320	5226.000	5253.320	---	---
11N40SISO	Ant1	5190	41.120	5169.360	5210.480	---	---
		5230	41.280	5209.440	5250.720	---	---
11AC20SISO	Ant1	5180	24.360	5167.880	5192.240	---	---
		5200	24.720	5187.680	5212.400	---	---
		5240	24.760	5226.360	5251.120	---	---
11AC40SISO	Ant1	5190	41.440	5169.200	5210.640	---	---
		5230	41.280	5209.440	5250.720	---	---
11AX20SISO	Ant1	5180	28.080	5166.560	5194.640	---	---
		5200	26.360	5188.720	5215.080	---	---
		5240	27.720	5226.120	5253.840	---	---
11AX40SISO	Ant1	5190	41.200	5169.280	5210.480	---	---
		5230	41.360	5209.280	5250.640	---	---

Test Graphs

11A_Ant1_5180

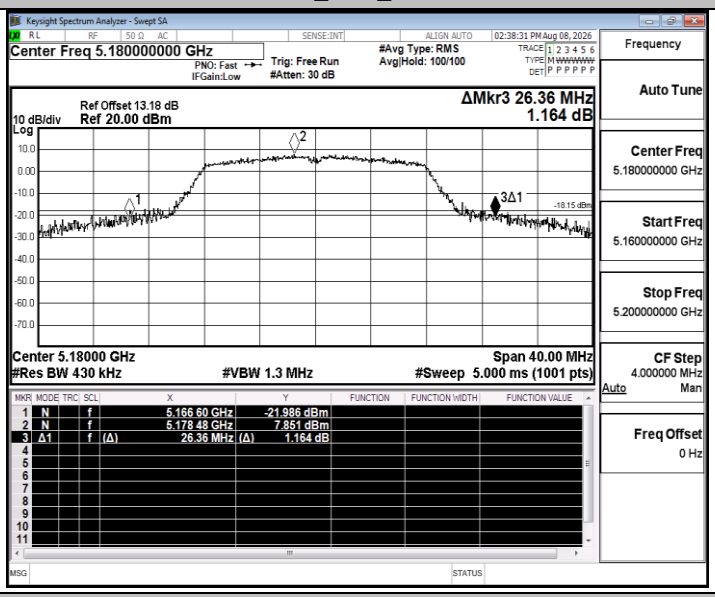

11A_Ant1_5200

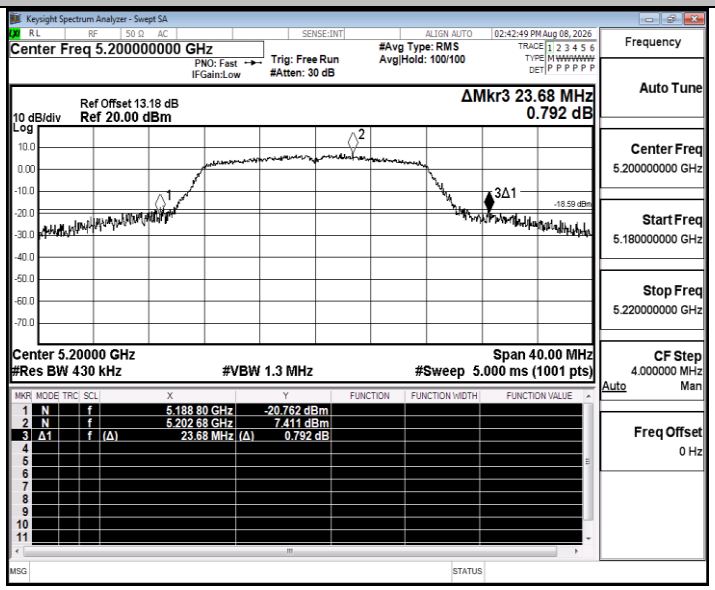

11A_Ant1_5240

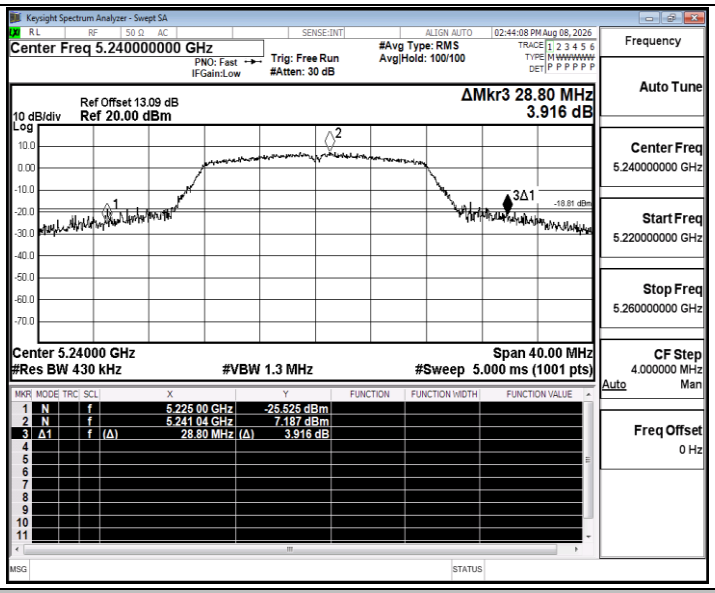

11N20SISO_Ant1_5180

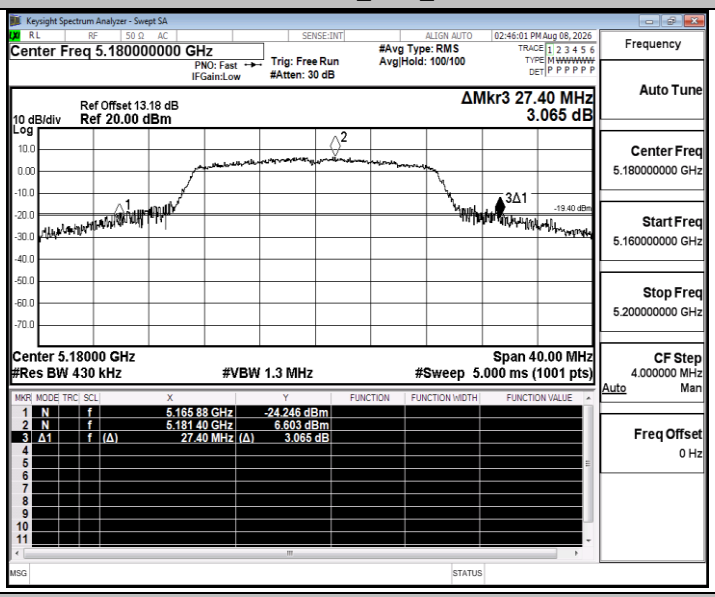

11N20SISO_Ant1_5200

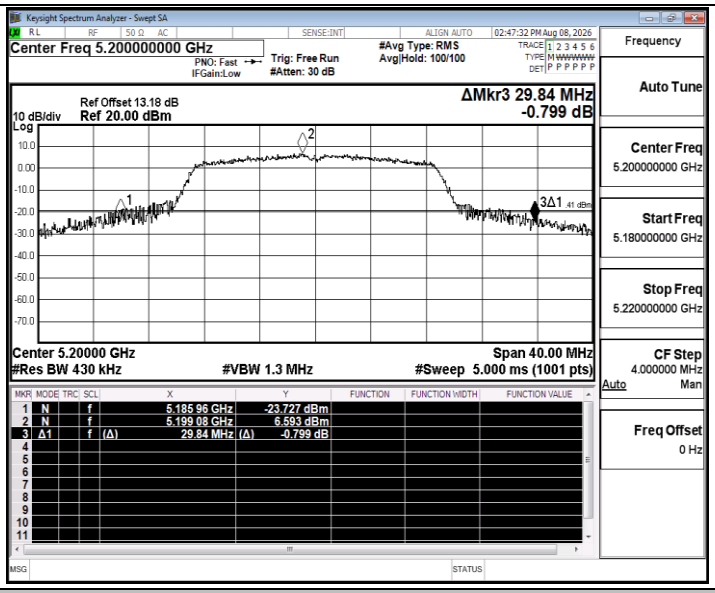

11N20SISO_Ant1_5240

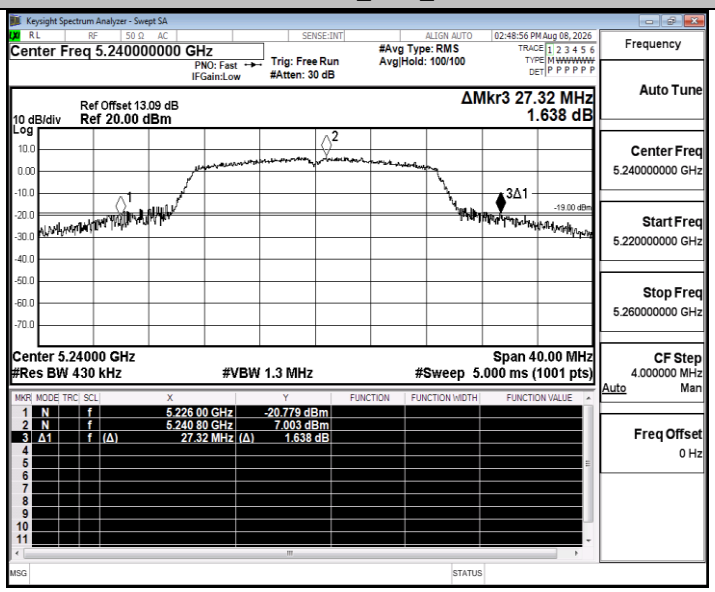

11N40SISO_Ant1_5190

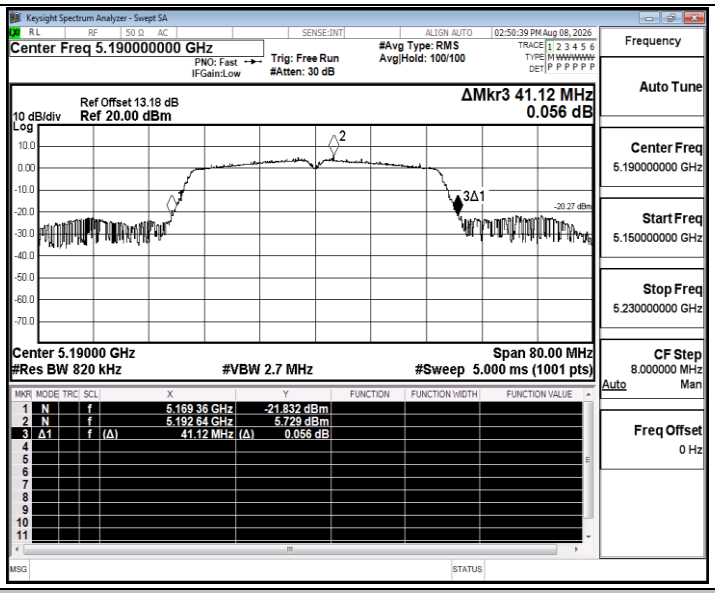

11N40SISO_Ant1_5230

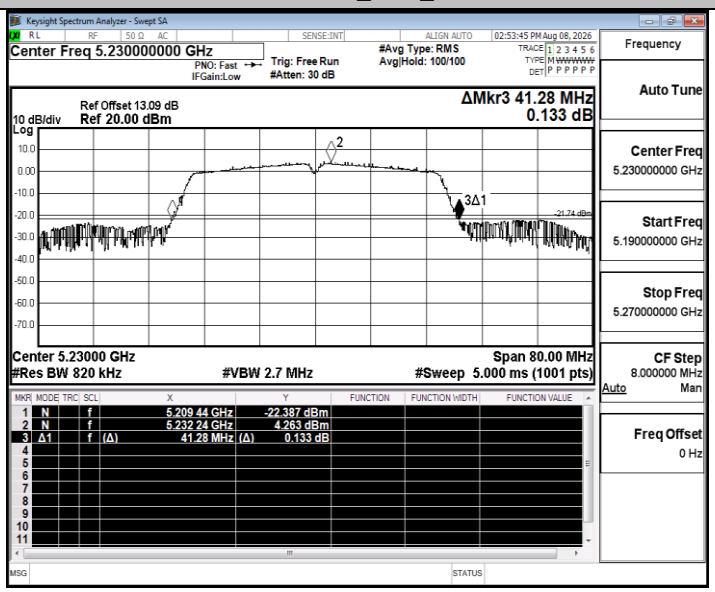

11AC20SISO_Ant1_5180

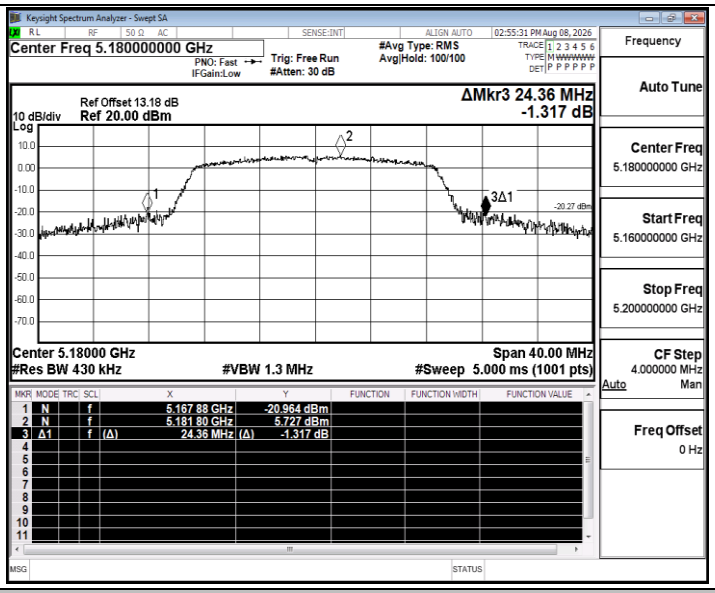

11AC20SISO_Ant1_5200

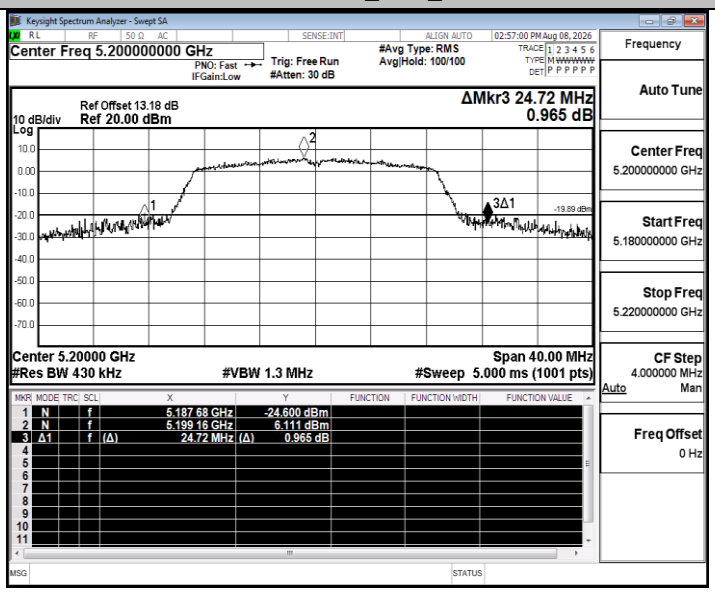

11AC20SISO_Ant1_5240

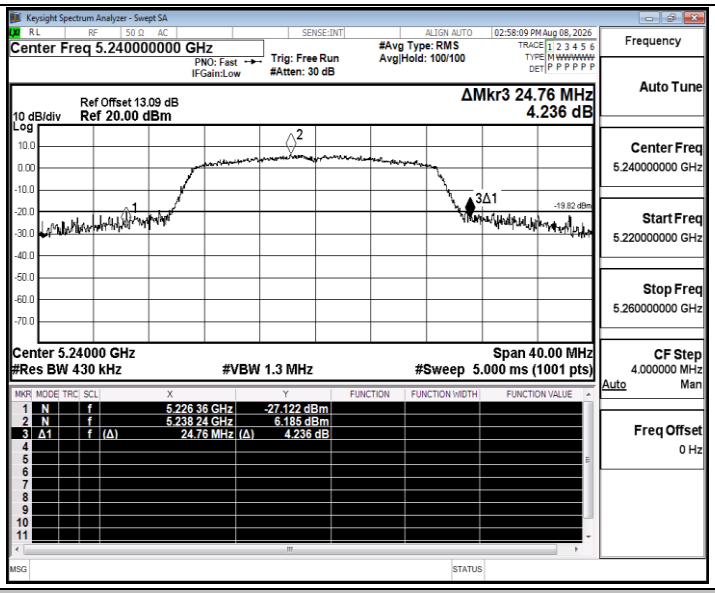

11AC40SISO_Ant1_5190

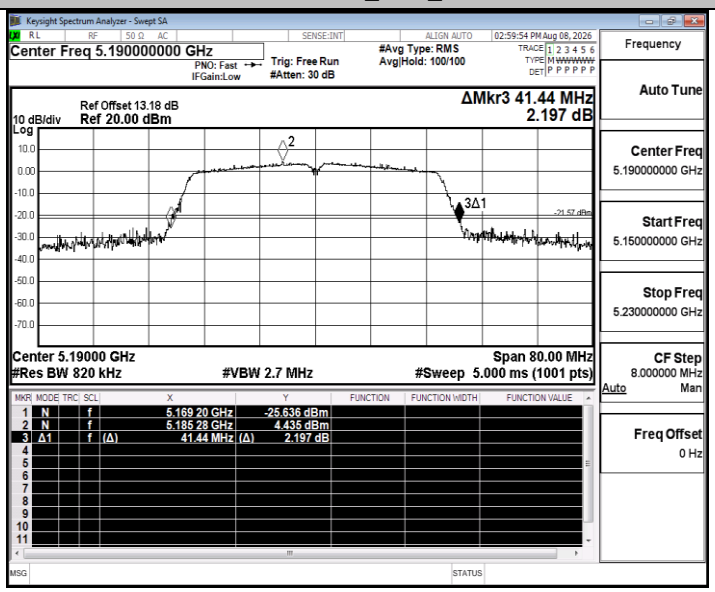

11AC40SISO_Ant1_5230

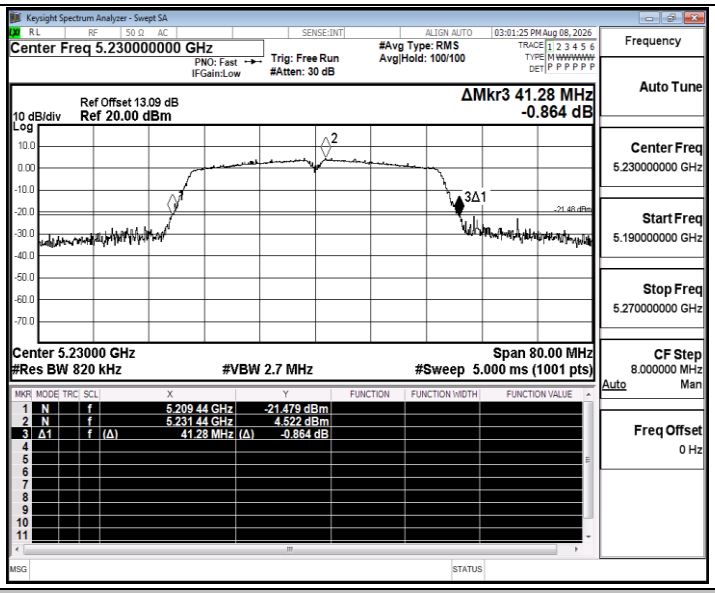

11AX20SISO_Ant1_5180

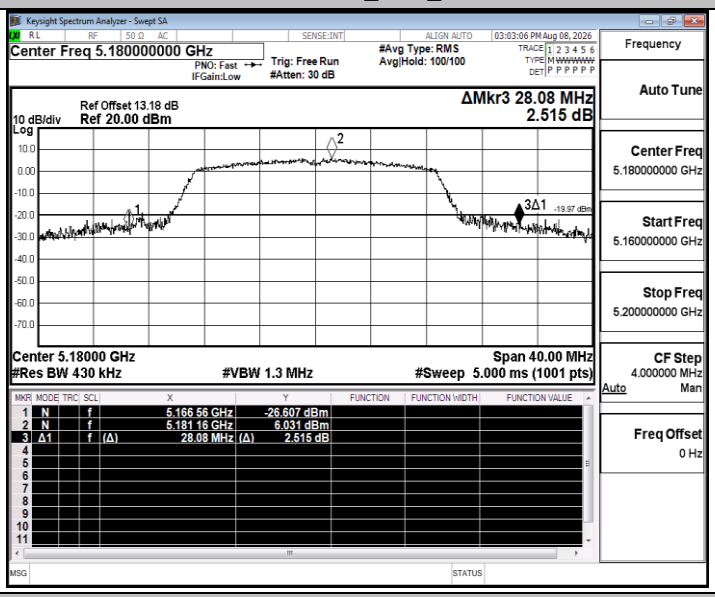

11AX20SISO_Ant1_5200

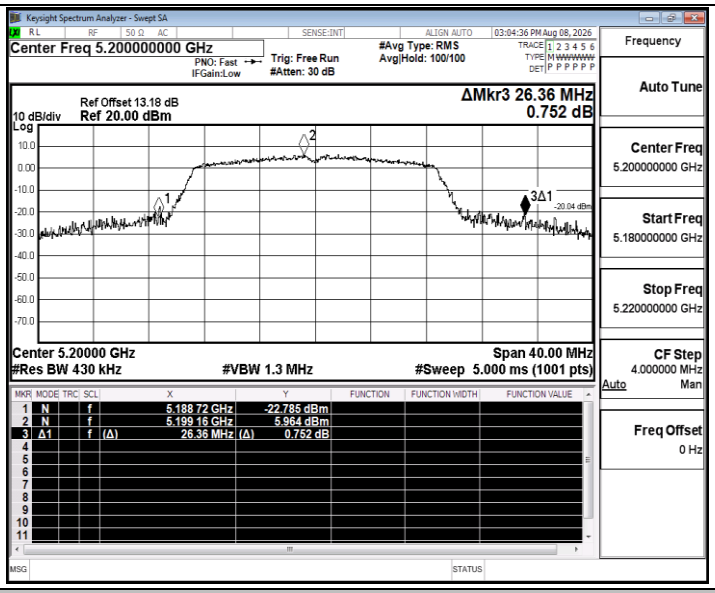

11AX20SISO_Ant1_5240

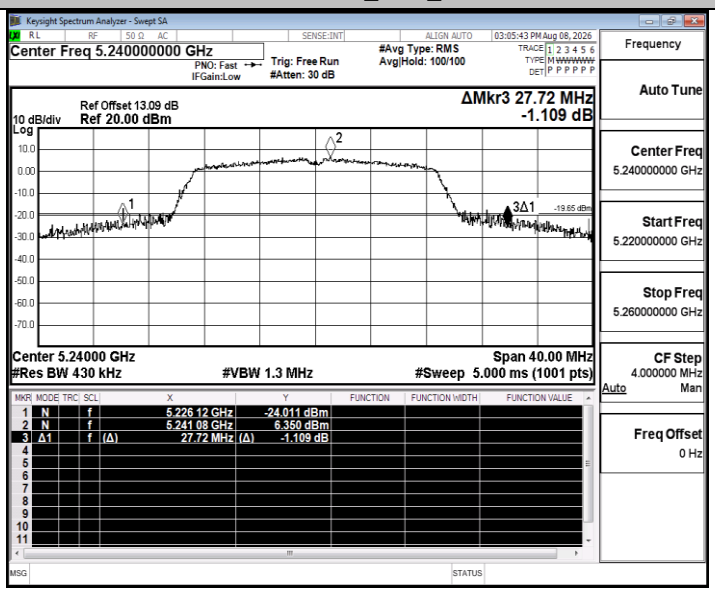

11AX40SISO_Ant1_5190

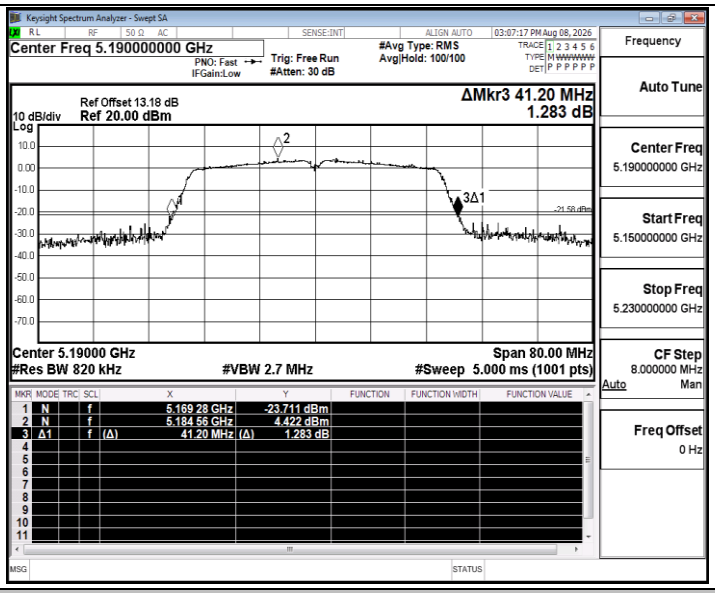

11AX40SISO_Ant1_5230

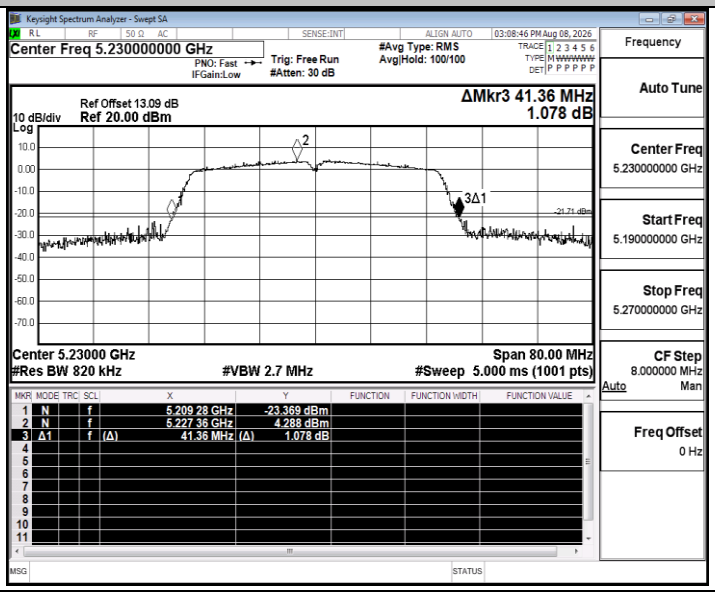

D.2 Maximum conducted output power

Test Result Channel Power

Test Mode	Antenna	Freq (MHz)	TPC Mode	Measured Power [dBm]	DC Factor [dB]	Result [dBm]	Limit [dBm]	Verdict
11A	Ant1	5180	NA	15.84	0.15	15.99	≤23.98	PASS
		5200	NA	15.36	0.15	15.51	≤23.98	PASS
		5240	NA	15.30	0.15	15.45	≤23.98	PASS
11N20SISO	Ant1	5180	NA	15.06	0.13	15.19	≤23.98	PASS
		5200	NA	15.16	0.13	15.29	≤23.98	PASS
		5240	NA	15.24	0.13	15.37	≤23.98	PASS
11N40SISO	Ant1	5190	NA	12.57	0.32	12.89	≤23.98	PASS
		5230	NA	12.60	0.26	12.86	≤23.98	PASS
11AC20SISO	Ant1	5180	NA	14.67	0.13	14.80	≤23.98	PASS
		5200	NA	14.88	0.13	15.01	≤23.98	PASS
		5240	NA	14.83	0.16	14.99	≤23.98	PASS
11AC40SISO	Ant1	5190	NA	12.73	0.26	12.99	≤23.98	PASS
		5230	NA	12.60	0.32	12.92	≤23.98	PASS
11AX20SISO	Ant1	5180	NA	14.84	0.13	14.97	≤23.98	PASS
		5200	NA	14.88	0.16	15.04	≤23.98	PASS
		5240	NA	14.64	0.16	14.80	≤23.98	PASS
11AX40SISO	Ant1	5190	NA	12.71	0.32	13.03	≤23.98	PASS
		5230	NA	12.57	0.26	12.83	≤23.98	PASS

D.3 Maximum power spectral density

Test Result

TestMode	Antenna	Freq (MHz)	Raw Data [dBm/MHz]	DC Factor	Result [dBm/MHz]	Limit [dBm/MHz]	Verdict
11A	Ant1	5180	3.31	0.15	3.46	≤11.00	PASS
		5200	2.62	0.15	2.77	≤11.00	PASS
		5240	2.97	0.15	3.12	≤11.00	PASS
11N20SISO	Ant1	5180	2.43	0.13	2.56	≤11.00	PASS
		5200	2.46	0.13	2.59	≤11.00	PASS
		5240	2.85	0.13	2.98	≤11.00	PASS
11N40SISO	Ant1	5190	-3.02	0.32	-2.70	≤11.00	PASS
		5230	-2.88	0.26	-2.62	≤11.00	PASS
11AC20SISO	Ant1	5180	2.06	0.13	2.19	≤11.00	PASS
		5200	1.97	0.13	2.10	≤11.00	PASS
		5240	2.24	0.16	2.40	≤11.00	PASS
11AC40SISO	Ant1	5190	-3.32	0.26	-3.06	≤11.00	PASS
		5230	-2.97	0.32	-2.65	≤11.00	PASS
11AX20SISO	Ant1	5180	1.81	0.13	1.94	≤11.00	PASS
		5200	1.84	0.16	2.00	≤11.00	PASS
		5240	2.13	0.16	2.29	≤11.00	PASS
11AX40SISO	Ant1	5190	-3.26	0.32	-2.94	≤11.00	PASS
		5230	-2.96	0.26	-2.70	≤11.00	PASS

Test Graphs

11A_Ant1_5180

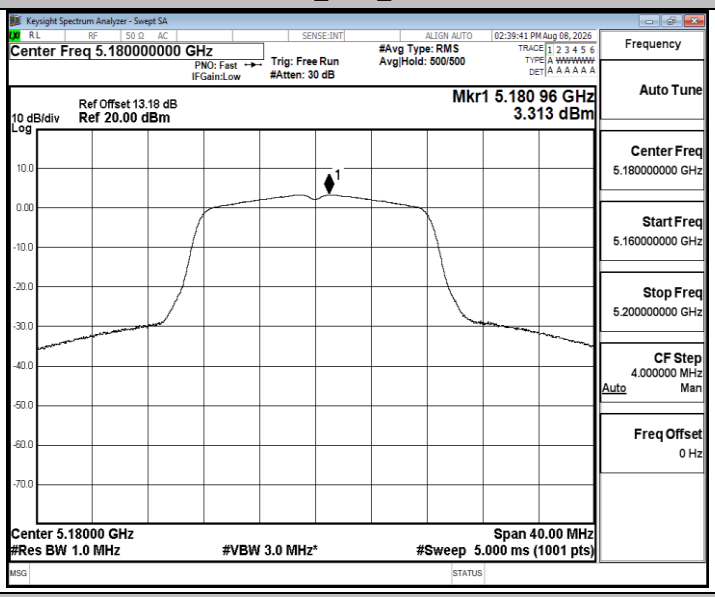

11A_Ant1_5200

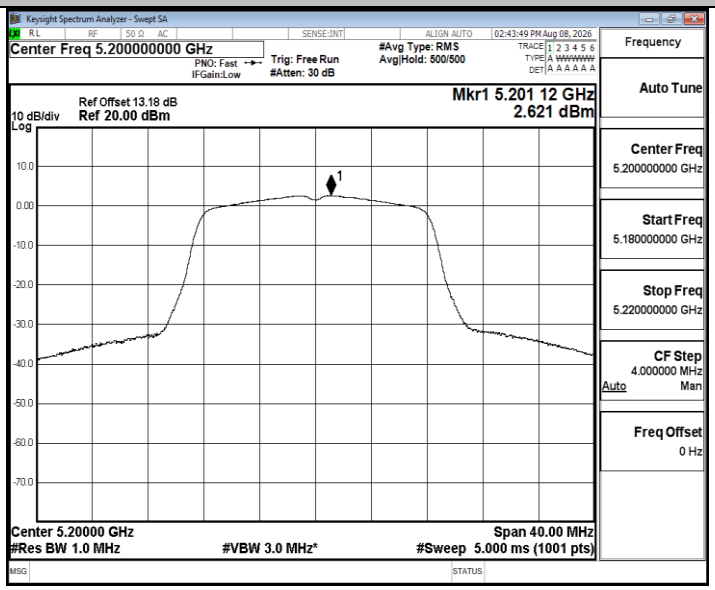

11A_Ant1_5240

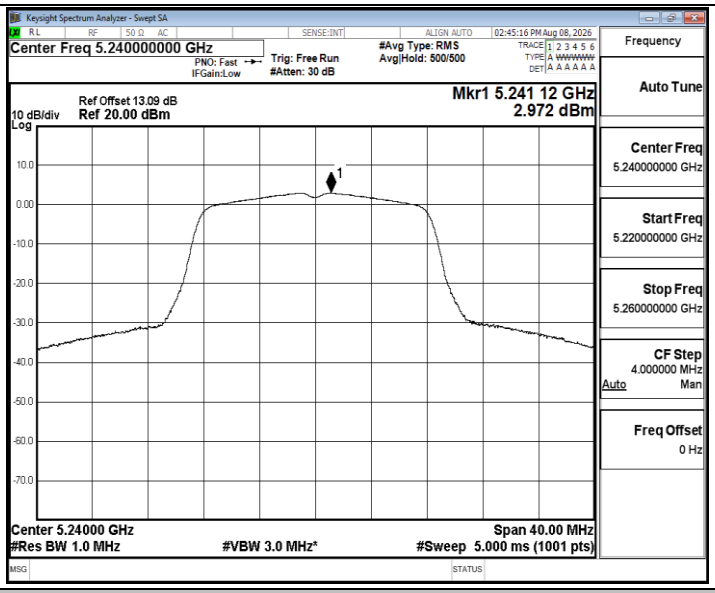

11N20SISO_Ant1_5180

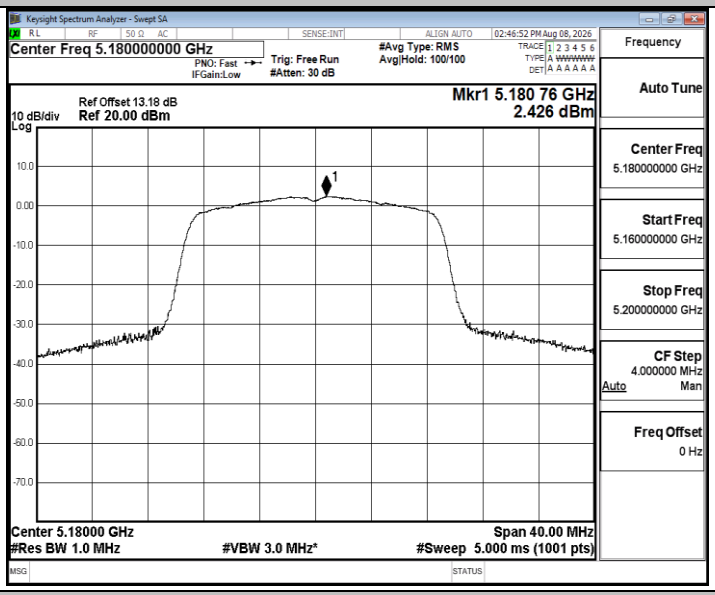

11N20SISO_Ant1_5200

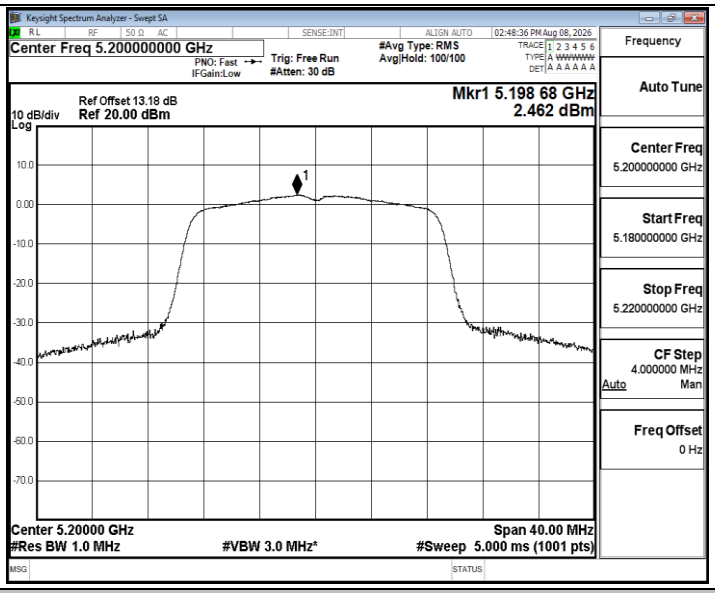

11N20SISO_Ant1_5240

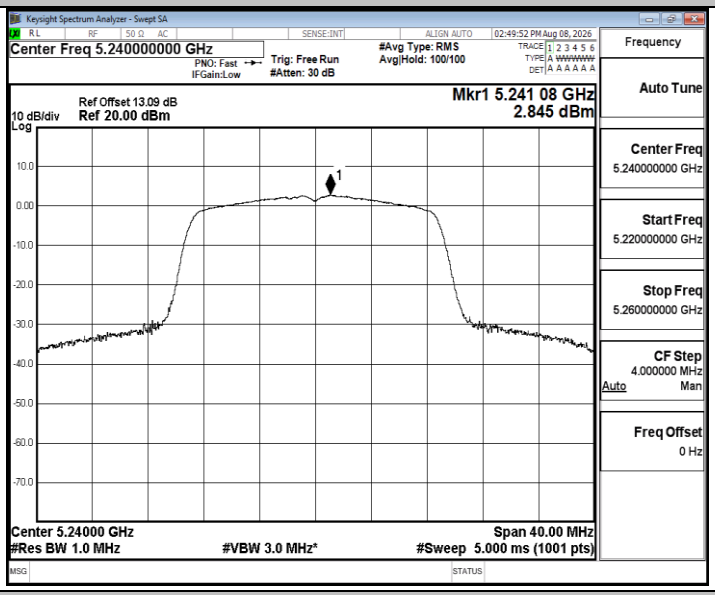

11N40SISO_Ant1_5190

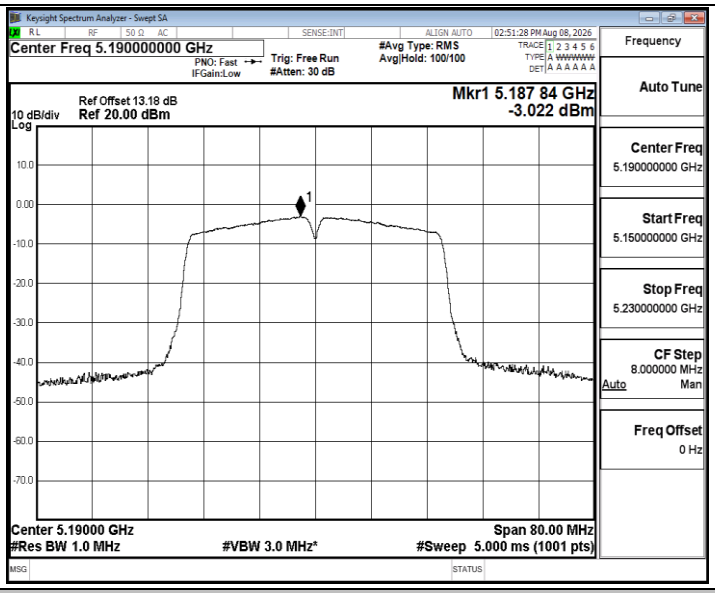

11N40SISO_Ant1_5230

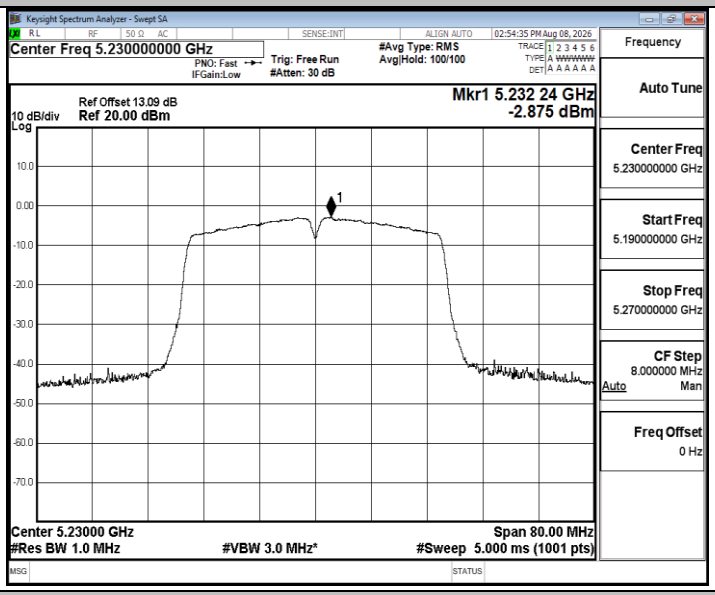

11AC20SISO_Ant1_5180

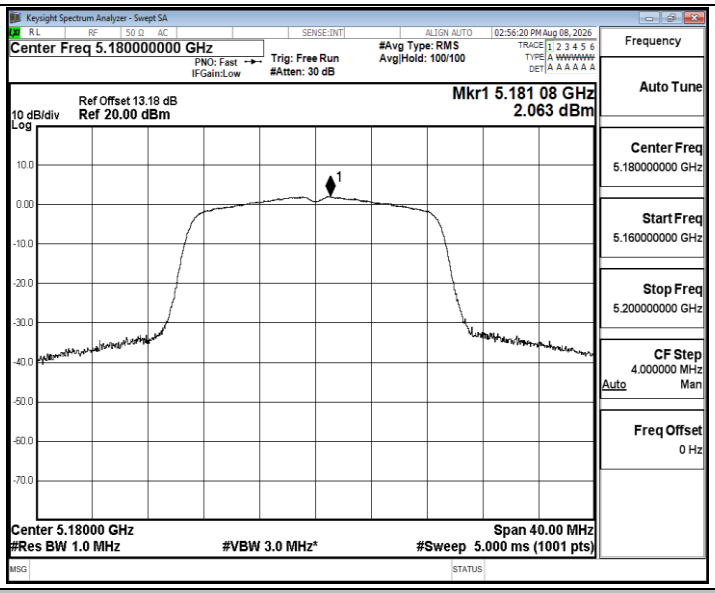

11AC20SISO_Ant1_5200

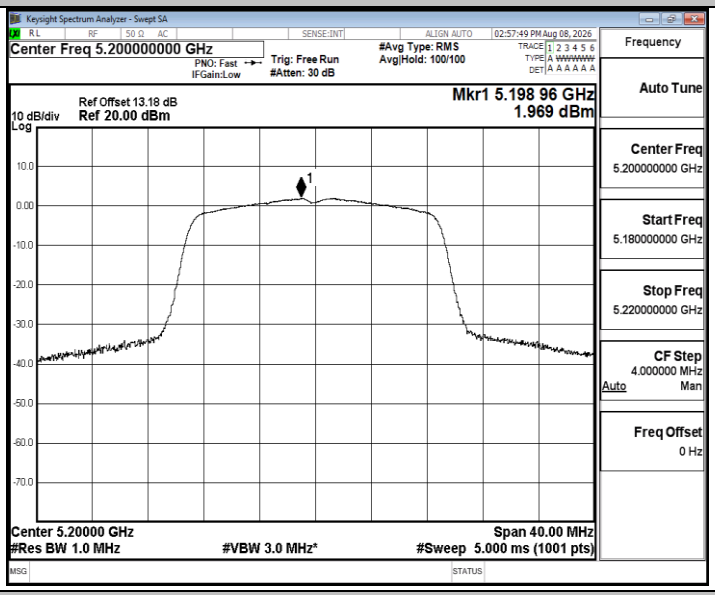

11AC20SISO_Ant1_5240

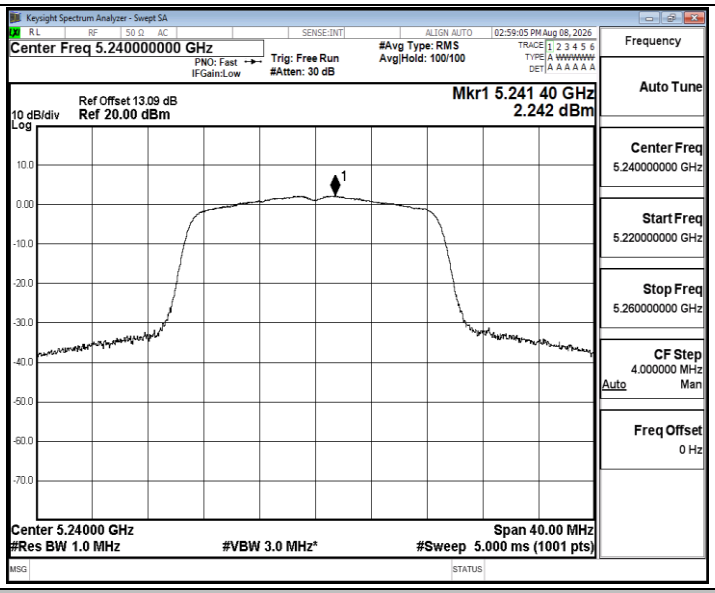

11AC40SISO_Ant1_5190

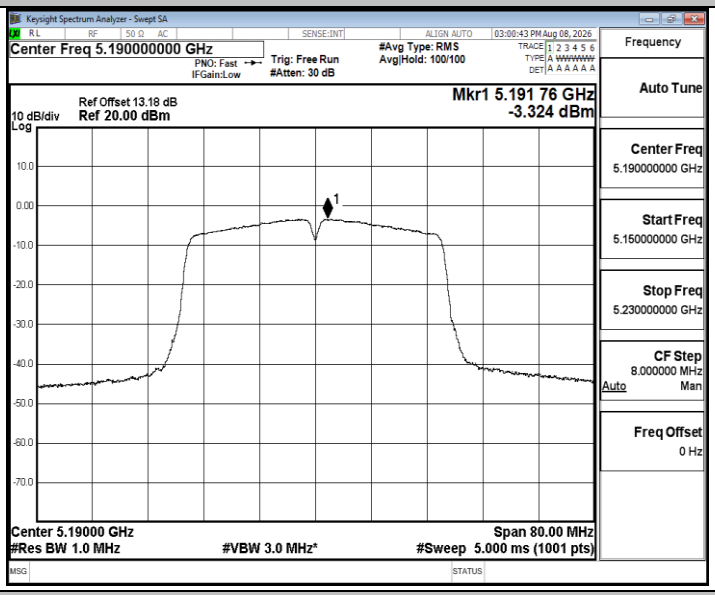

11AC40SISO_Ant1_5230

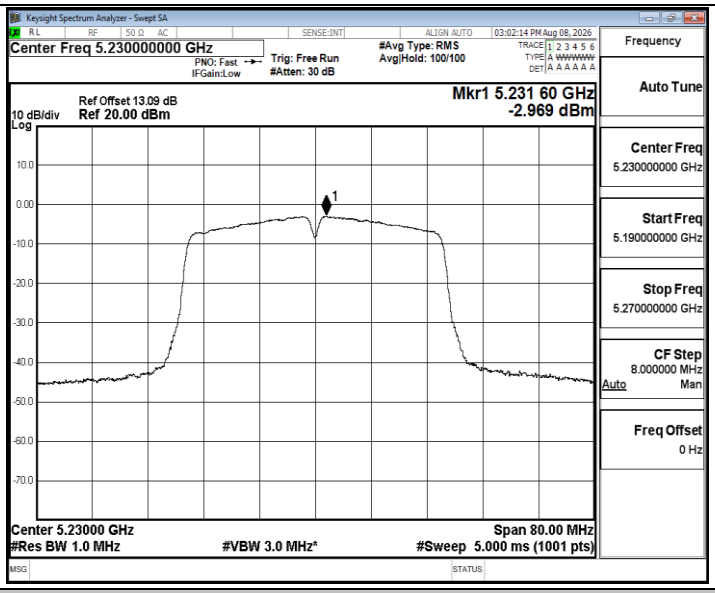

11AX20SISO_Ant1_5180

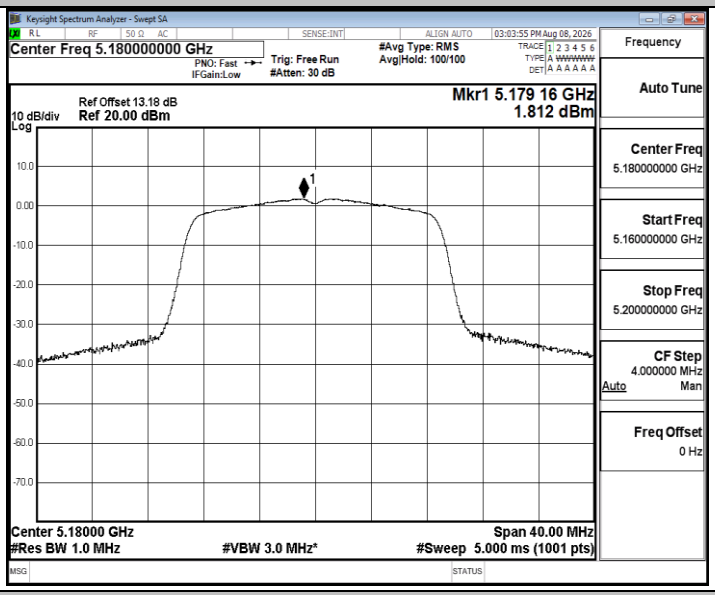

11AX20SISO_Ant1_5200

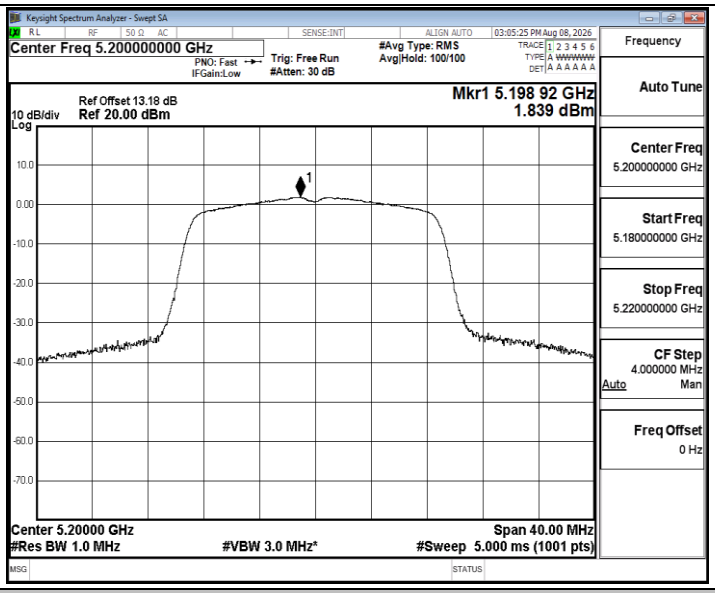

11AX20SISO_Ant1_5240

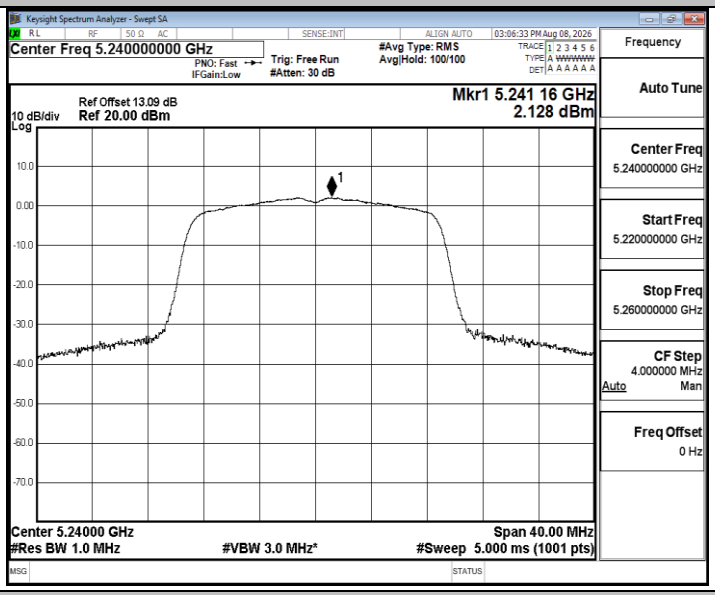

11AX40SISO_Ant1_5190

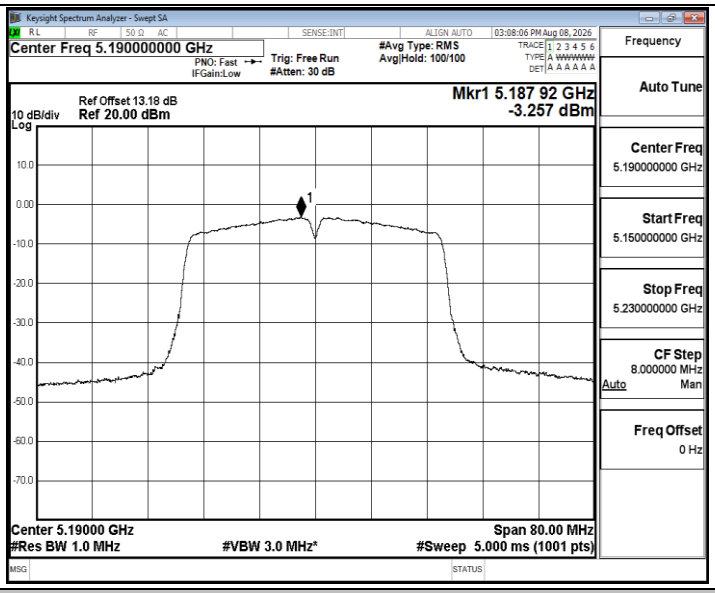

11AX40SISO_Ant1_5230

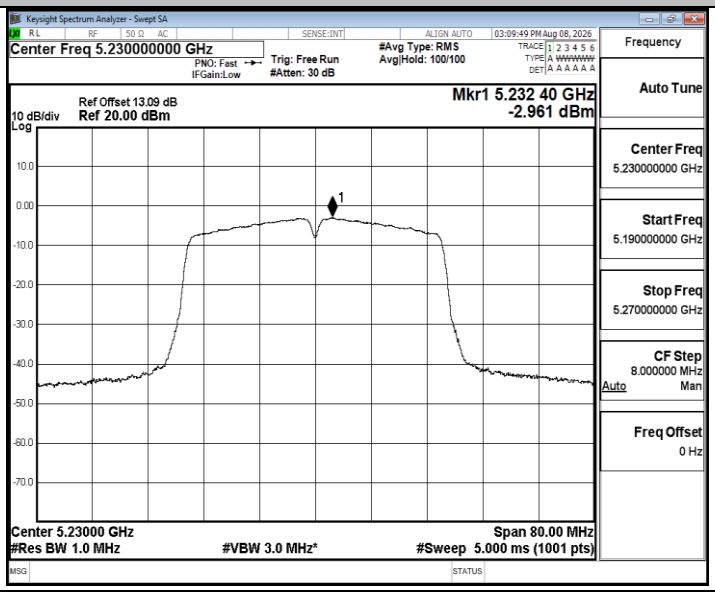

D.4 Emissions in Restricted Bands

Test Result

TestMode	Antenna	ChName	Freq (MHz)	Detector	Freq [MHz]	Result [dBm]	Limit [dBm]	Gain [dBi]	DC Factor [dB]	Result [dBuV/m]	Limit [dBuV/m]	Verdict
11A	Ant1	Low	5180	AV	4500.000	-62.09	≤-44.47	3.12	0.15	36.38	≤54	PASS
				AV	5149.600	-47.63	≤-44.47	3.12	0.15	50.84	≤54	PASS
				AV	5150.000	-46.88	≤-44.47	3.12	0.15	51.59	≤54	PASS
				Peak	4500.000	-51.32	≤-30.12	3.12	0.00	47.00	≤68.2	PASS
				Peak	5147.500	-35.19	≤-30.12	3.12	0.00	63.13	≤68.2	PASS
				Peak	5150.000	-35.11	≤-30.12	3.12	0.00	63.21	≤68.2	PASS
		High	5240	AV	5350.000	-56.82	≤-44.47	3.12	0.15	41.65	≤54	PASS
				AV	5351.520	-56.58	≤-44.47	3.12	0.15	41.89	≤54	PASS
				AV	5460.000	-60.49	≤-44.47	3.12	0.15	37.98	≤54	PASS
				Peak	5350.000	-49.22	≤-30.12	3.12	0.00	49.10	≤68.2	PASS
				Peak	5354.160	-46.86	≤-30.12	3.12	0.00	51.46	≤68.2	PASS
				Peak	5460.000	-52.85	≤-30.12	3.12	0.00	45.47	≤68.2	PASS
11N20SISO	Ant1	Low	5180	AV	4500.000	-62.22	≤-44.45	3.12	0.13	36.23	≤54	PASS
				AV	5149.600	-48.93	≤-44.45	3.12	0.13	49.52	≤54	PASS
				AV	5150.000	-48.61	≤-44.45	3.12	0.13	49.84	≤54	PASS
				Peak	4500.000	-52.88	≤-30.12	3.12	0.00	45.44	≤68.2	PASS
				Peak	5148.900	-37.77	≤-30.12	3.12	0.00	60.55	≤68.2	PASS
				Peak	5150.000	-39.95	≤-30.12	3.12	0.00	58.37	≤68.2	PASS
		High	5240	AV	5350.000	-57.21	≤-44.45	3.12	0.13	41.24	≤54	PASS
				AV	5352.240	-56.67	≤-44.45	3.12	0.13	41.78	≤54	PASS
				AV	5460.000	-60.61	≤-44.45	3.12	0.13	37.84	≤54	PASS
				Peak	5350.000	-49.41	≤-30.12	3.12	0.00	48.91	≤68.2	PASS
				Peak	5361.360	-47	≤-30.12	3.12	0.00	51.32	≤68.2	PASS
				Peak	5460.000	-53.27	≤-30.12	3.12	0.00	45.05	≤68.2	PASS
11N40SISO	Ant1	Low	5190	AV	4500.000	-62.34	≤-44.64	3.12	0.32	36.30	≤54	PASS
				AV	5147.500	-57.1	≤-44.64	3.12	0.32	41.54	≤54	PASS
				AV	5150.000	-56.83	≤-44.64	3.12	0.32	41.81	≤54	PASS
				Peak	4500.000	-53.31	≤-30.12	3.12	0.00	45.01	≤68.2	PASS
				Peak	5140.500	-48.12	≤-30.12	3.12	0.00	50.20	≤68.2	PASS
				Peak	5150.000	-50.36	≤-30.12	3.12	0.00	47.96	≤68.2	PASS
		High	5230	AV	5350.000	-57.27	≤-44.58	3.12	0.26	41.31	≤54	PASS
				AV	5352.620	-57.07	≤-44.58	3.12	0.26	41.51	≤54	PASS
				AV	5460.000	-60.88	≤-44.58	3.12	0.26	37.70	≤54	PASS
				Peak	5350.000	-49.11	≤-30.12	3.12	0.00	49.21	≤68.2	PASS

				Peak	5351.320	-47.97	≤-30.12	3.12	0.00	50.35	≤68.2	PASS
				Peak	5460.000	-52.26	≤-30.12	3.12	0.00	46.06	≤68.2	PASS
11AC20SISO	Ant1	Low	5180	AV	4500.000	-62.27	≤-44.45	3.12	0.13	36.18	≤54	PASS
				AV	5149.600	-49.9	≤-44.45	3.12	0.13	48.55	≤54	PASS
				AV	5150.000	-50.16	≤-44.45	3.12	0.13	48.29	≤54	PASS
				Peak	4500.000	-54.84	≤-30.12	3.12	0.00	43.48	≤68.2	PASS
				Peak	5148.200	-38.88	≤-30.12	3.12	0.00	59.44	≤68.2	PASS
				Peak	5150.000	-36.36	≤-30.12	3.12	0.00	61.96	≤68.2	PASS
		High	5240	AV	5350.000	-56.78	≤-44.48	3.12	0.16	41.70	≤54	PASS
				AV	5350.800	-56.69	≤-44.48	3.12	0.16	41.79	≤54	PASS
				AV	5460.000	-60.3	≤-44.48	3.12	0.16	38.18	≤54	PASS
				Peak	5350.000	-47.94	≤-30.12	3.12	0.00	50.38	≤68.2	PASS
				Peak	5350.560	-45.91	≤-30.12	3.12	0.00	52.41	≤68.2	PASS
				Peak	5460.000	-52.32	≤-30.12	3.12	0.00	46.00	≤68.2	PASS
11AC40SISO	Ant1	Low	5190	AV	4500.000	-62.4	≤-44.58	3.12	0.26	36.18	≤54	PASS
				AV	5148.900	-52.8	≤-44.58	3.12	0.26	45.78	≤54	PASS
				AV	5150.000	-52.56	≤-44.58	3.12	0.26	46.02	≤54	PASS
				Peak	4500.000	-54.58	≤-30.12	3.12	0.00	43.74	≤68.2	PASS
				Peak	5148.200	-39.9	≤-30.12	3.12	0.00	58.42	≤68.2	PASS
				Peak	5150.000	-40.81	≤-30.12	3.12	0.00	57.51	≤68.2	PASS
		High	5230	AV	5350.000	-57.33	≤-44.64	3.12	0.32	41.31	≤54	PASS
				AV	5353.660	-57.1	≤-44.64	3.12	0.32	41.54	≤54	PASS
				AV	5460.000	-60.45	≤-44.64	3.12	0.32	38.19	≤54	PASS
				Peak	5350.000	-51	≤-30.12	3.12	0.00	47.32	≤68.2	PASS
				Peak	5395.780	-46.2	≤-30.12	3.12	0.00	52.12	≤68.2	PASS
				Peak	5460.000	-51.46	≤-30.12	3.12	0.00	46.86	≤68.2	PASS
11AX20SISO	Ant1	Low	5180	AV	4500.000	-62.75	≤-44.45	3.12	0.13	35.70	≤54	PASS
				AV	5148.900	-50.28	≤-44.45	3.12	0.13	48.17	≤54	PASS
				AV	5150.000	-48.81	≤-44.45	3.12	0.13	49.64	≤54	PASS
				Peak	4500.000	-53.04	≤-30.12	3.12	0.00	45.28	≤68.2	PASS
				Peak	5148.900	-37.76	≤-30.12	3.12	0.00	60.56	≤68.2	PASS
				Peak	5150.000	-38.71	≤-30.12	3.12	0.00	59.61	≤68.2	PASS
		High	5240	AV	5350.000	-56.75	≤-44.48	3.12	0.16	41.73	≤54	PASS
				AV	5352.240	-56.48	≤-44.48	3.12	0.16	42.00	≤54	PASS
				AV	5460.000	-60.49	≤-44.48	3.12	0.16	37.99	≤54	PASS
				Peak	5350.000	-48.53	≤-30.12	3.12	0.00	49.79	≤68.2	PASS
				Peak	5374.080	-47.12	≤-30.12	3.12	0.00	51.20	≤68.2	PASS
				Peak	5460.000	-52.51	≤-30.12	3.12	0.00	45.81	≤68.2	PASS
11AX40SISO	Ant1	Low	5190	AV	4500.000	-62.55	≤-44.64	3.12	0.32	36.09	≤54	PASS
				AV	5149.600	-52.18	≤-44.64	3.12	0.32	46.46	≤54	PASS
				AV	5150.000	-51.56	≤-44.64	3.12	0.32	47.08	≤54	PASS

				Peak	4500.000	-53.8	≤-30.12	3.12	0.00	44.52	≤68.2	PASS
				Peak	5149.600	-37.88	≤-30.12	3.12	0.00	60.44	≤68.2	PASS
				Peak	5150.000	-39.44	≤-30.12	3.12	0.00	58.88	≤68.2	PASS
		High	5230	AV	5350.000	-57.86	≤-44.58	3.12	0.26	40.72	≤54	PASS
				AV	5350.540	-57.07	≤-44.58	3.12	0.26	41.51	≤54	PASS
				AV	5460.000	-60.14	≤-44.58	3.12	0.26	38.44	≤54	PASS
				Peak	5350.000	-50.28	≤-30.12	3.12	0.00	48.04	≤68.2	PASS
				Peak	5351.840	-47.34	≤-30.12	3.12	0.00	50.98	≤68.2	PASS
				Peak	5460.000	-52.89	≤-30.12	3.12	0.00	45.43	≤68.2	PASS

Note:

1. The Antenna Gain is compensated in the graph.

Test Graphs

11A_Ant1_Low_5180_AV

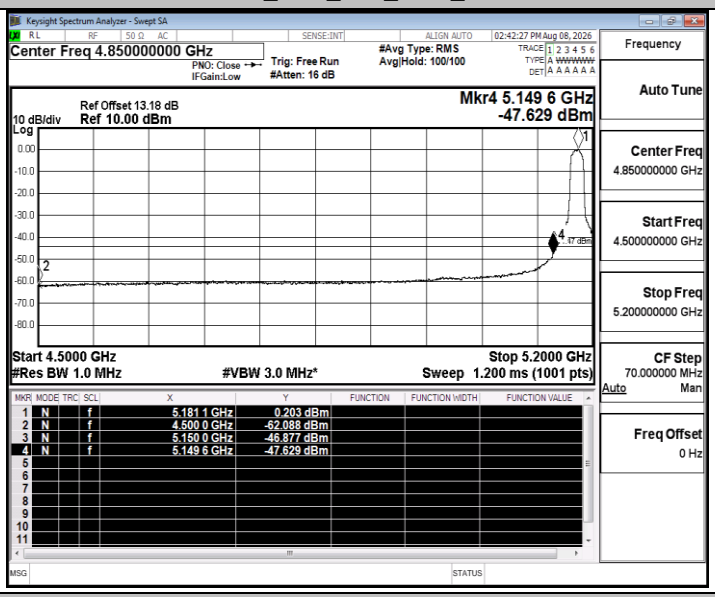

11A_Ant1_Low_5180_Peak

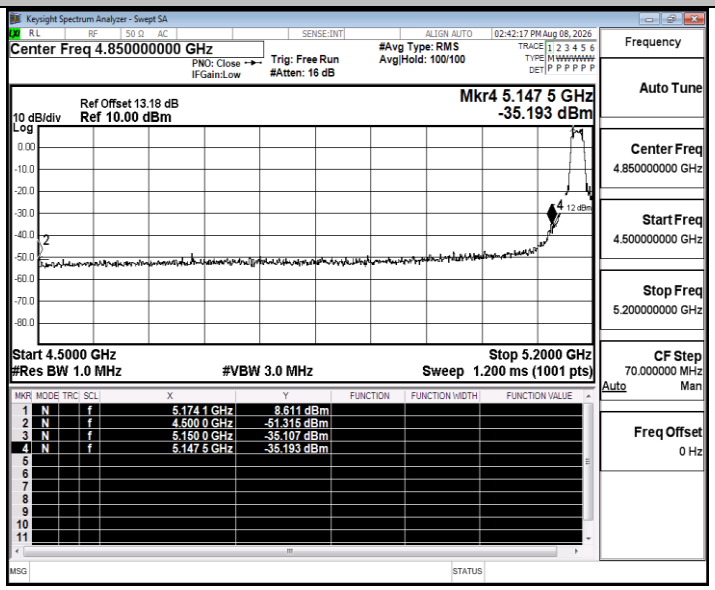

11A_Ant1_High_5240_AV

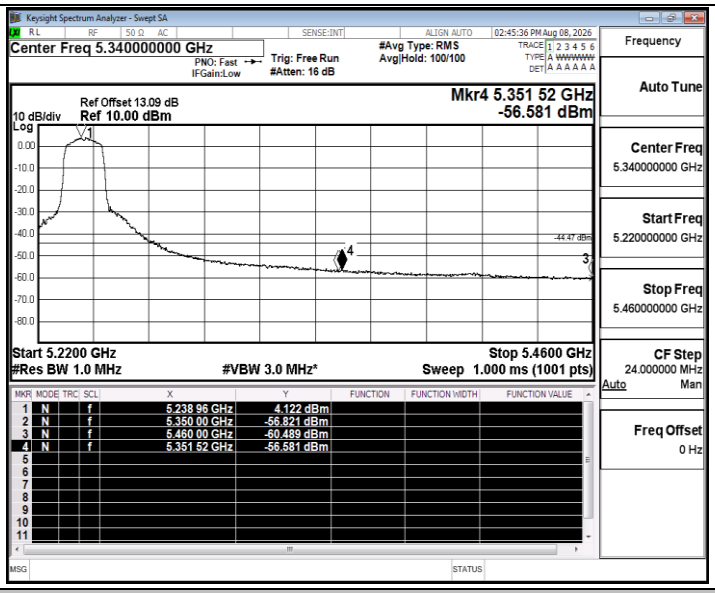

11A_Ant1_High_5240_Peak

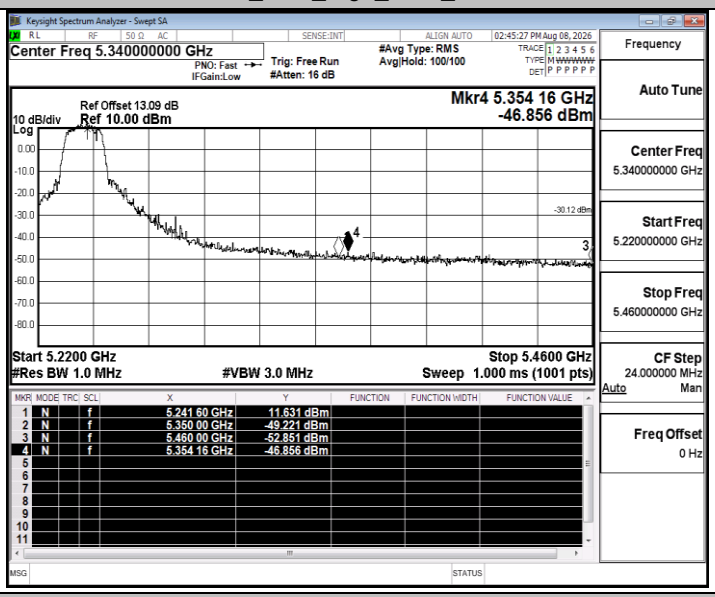

11N20SISO_Ant1_Low_5180_AV

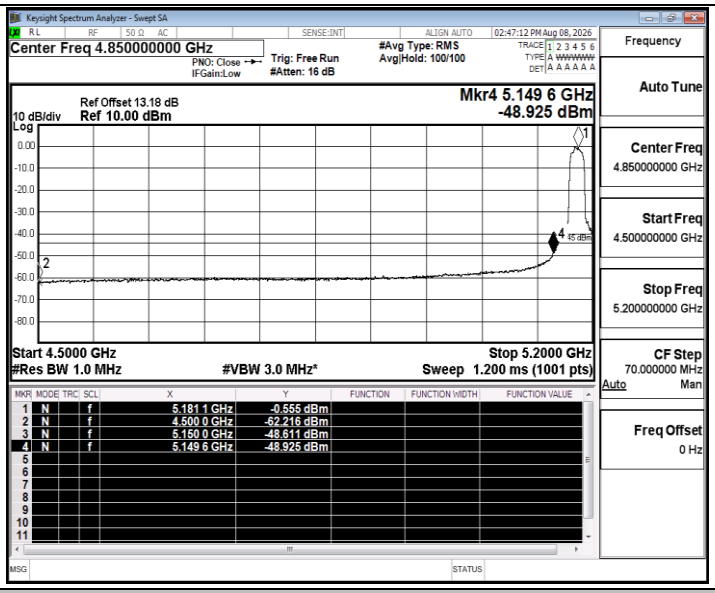

11N20SISO_Ant1_Low_5180_Peak

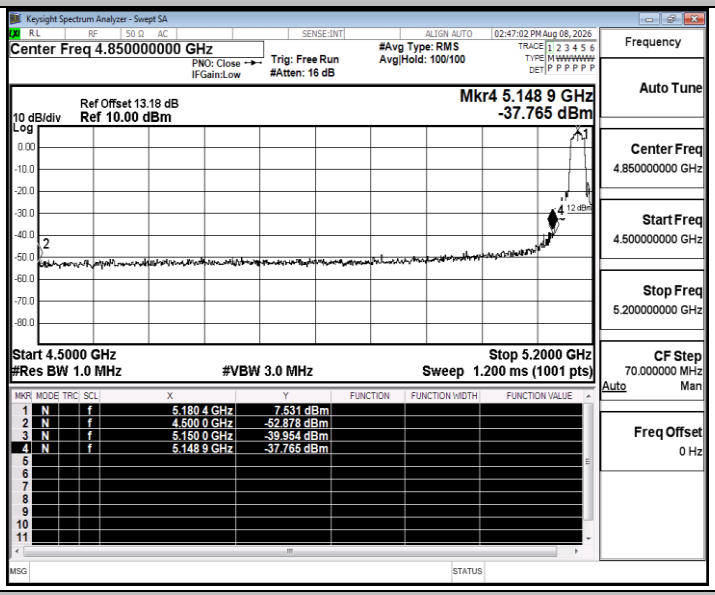

11N20SISO_Ant1_High_5240_AV

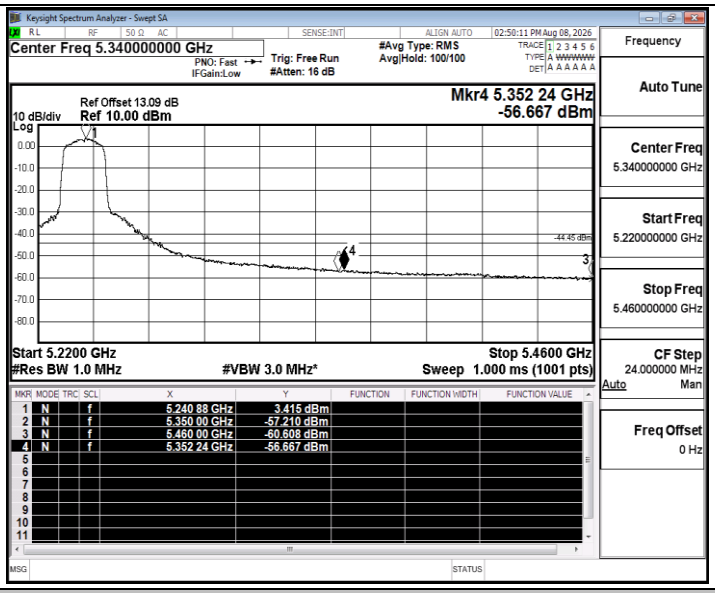

11N20SISO_Ant1_High_5240_Peak

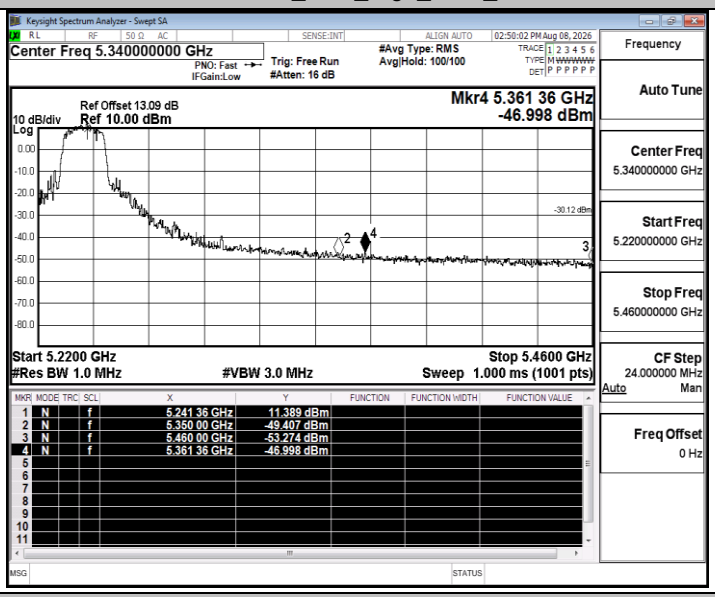

11N40SISO_Ant1_Low_5190_AV

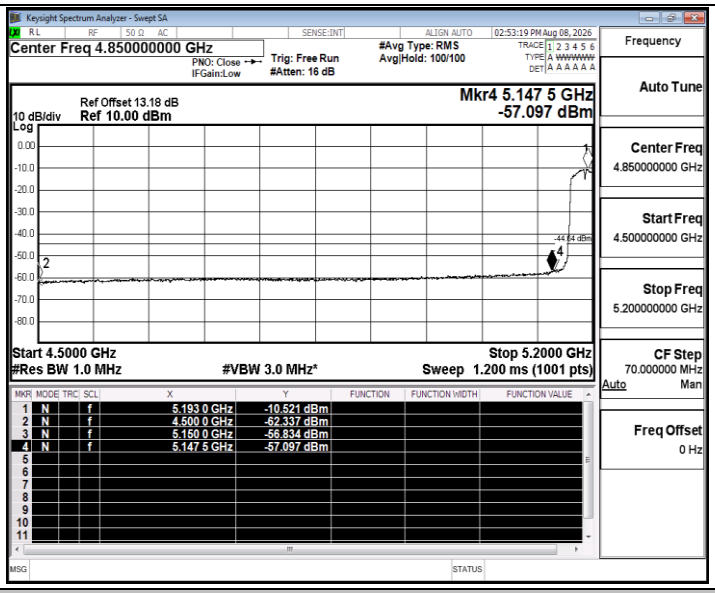

11N40SISO_Ant1_Low_5190_Peak

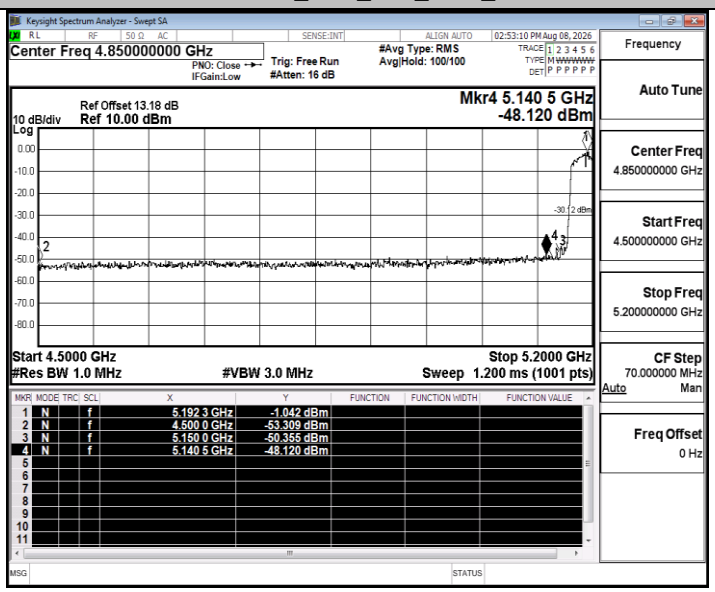

11N40SISO_Ant1_High_5230_AV