Appendix F

RF Test Data for 5.5GWIFI (Conducted Measurement)

Tablet

Test Model: i101AC

Environmental Conditions

Temperature:	24.6° C
Relative Humidity:	53.2%
ATM Pressure:	100.0 kPa
Test Engineer:	Zhang hai
Supervised by:	Fengliu Tang

F.1 Emission Bandwidth

Test Result

TestMode	Antenna	Freq (MHz)	26db EBW [MHz]	FL[MHz]	FH[MHz]	Limit [MHz]	Verdict
11A	Ant1	5500	27.480	5486.360	5513.840	---	---
		5580	30.000	5564.320	5594.320	---	---
		5700	34.240	5682.120	5716.360	---	---
11N20SISO	Ant1	5500	31.880	5485.320	5517.200	---	---
		5580	30.440	5565.600	5596.040	---	---
		5700	27.560	5687.720	5715.280	---	---
11N40SISO	Ant1	5510	62.400	5473.440	5535.840	---	---
		5550	62.960	5512.880	5575.840	---	---
		5670	63.440	5632.480	5695.920	---	---
11AC20SISO	Ant1	5500	32.080	5481.240	5513.320	---	---
		5580	30.760	5563.680	5594.440	---	---
		5700	34.520	5680.960	5715.480	---	---
11AC40SISO	Ant1	5510	52.800	5482.400	5535.200	---	---
		5550	56.560	5518.720	5575.280	---	---
		5670	51.040	5642.400	5693.440	---	---
11AX20SISO	Ant1	5500	30.640	5486.760	5517.400	---	---
		5580	31.640	5562.800	5594.440	---	---
		5700	33.520	5682.080	5715.600	---	---
11AX40SISO	Ant1	5510	53.120	5482.240	5535.360	---	---
		5550	52.960	5522.400	5575.360	---	---
		5670	52.880	5642.240	5695.120	---	---

Test Graphs

11A_Ant1_5500

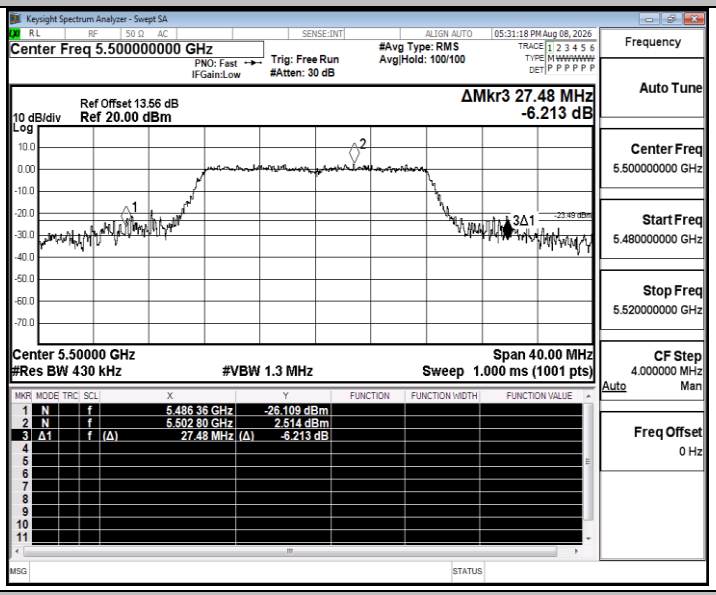

11A_Ant1_5580

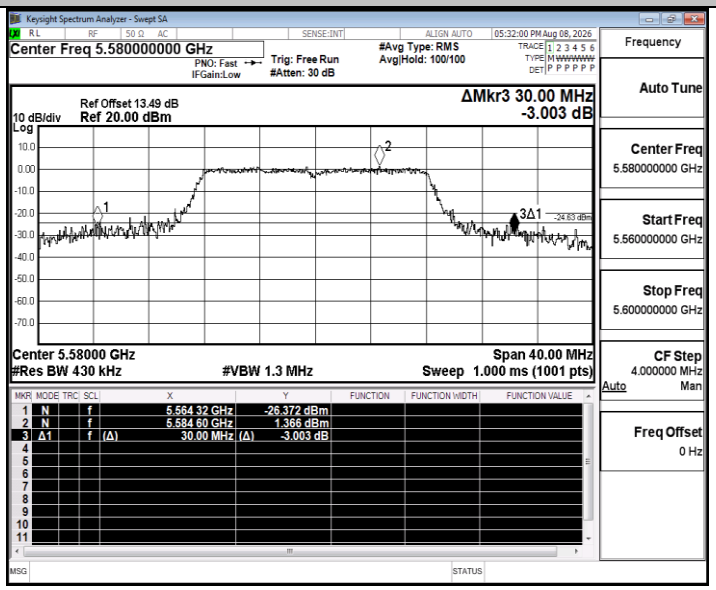

11A_Ant1_5700

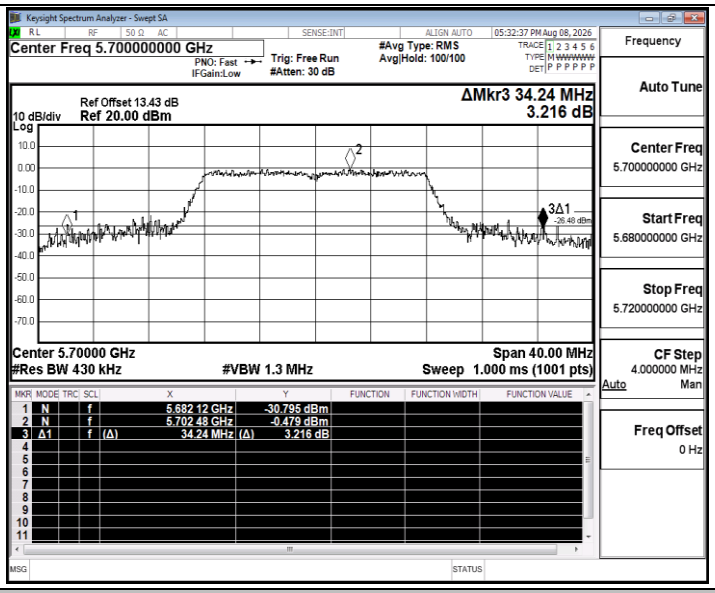

11N20SISO_Ant1_5500

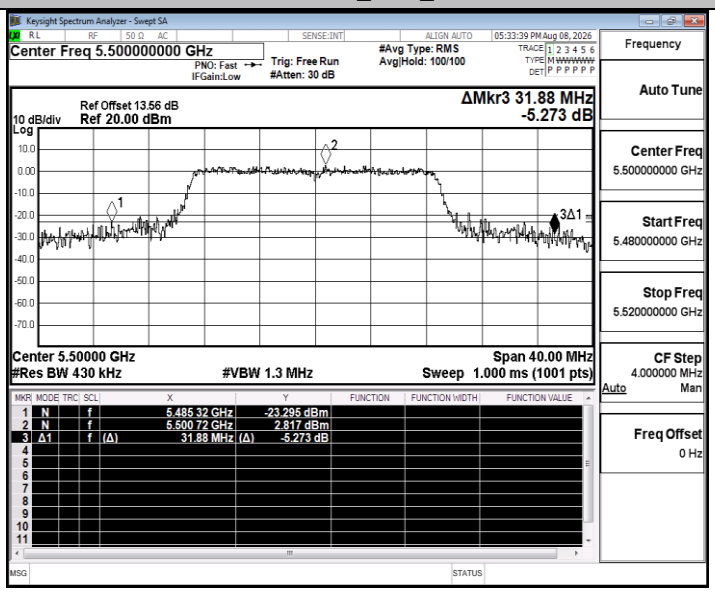

11N20SISO_Ant1_5580

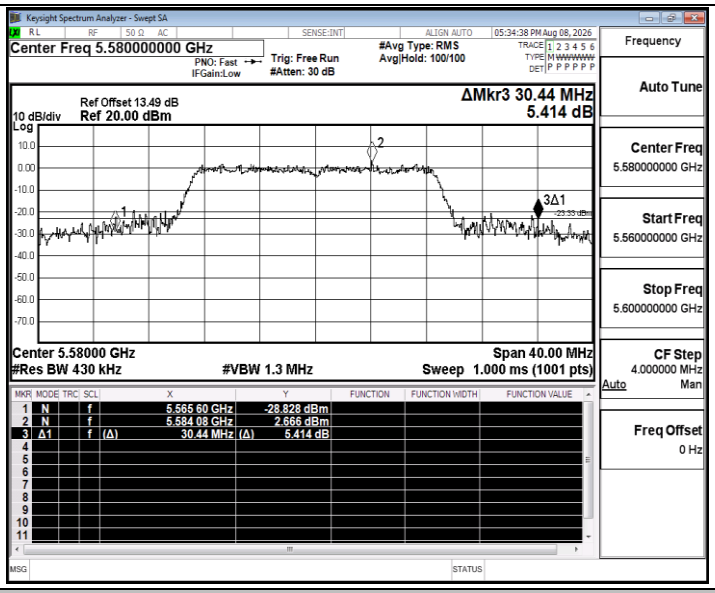

11N20SISO_Ant1_5700

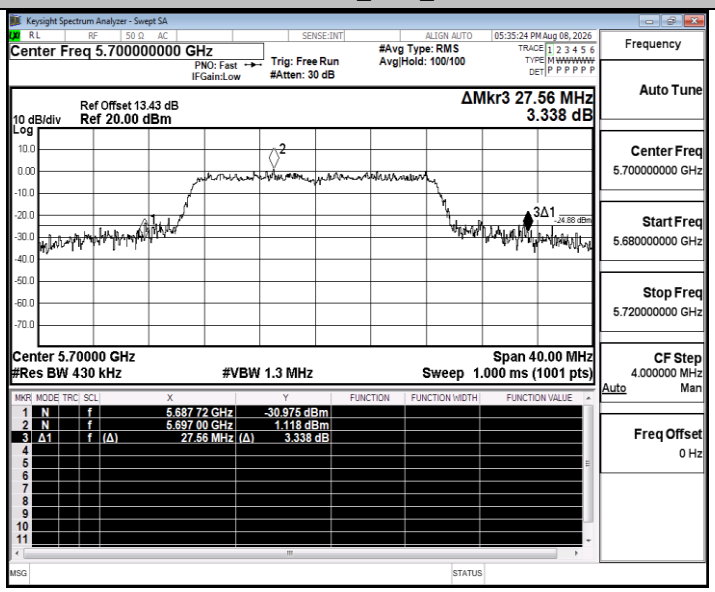

11N40SISO_Ant1_5510

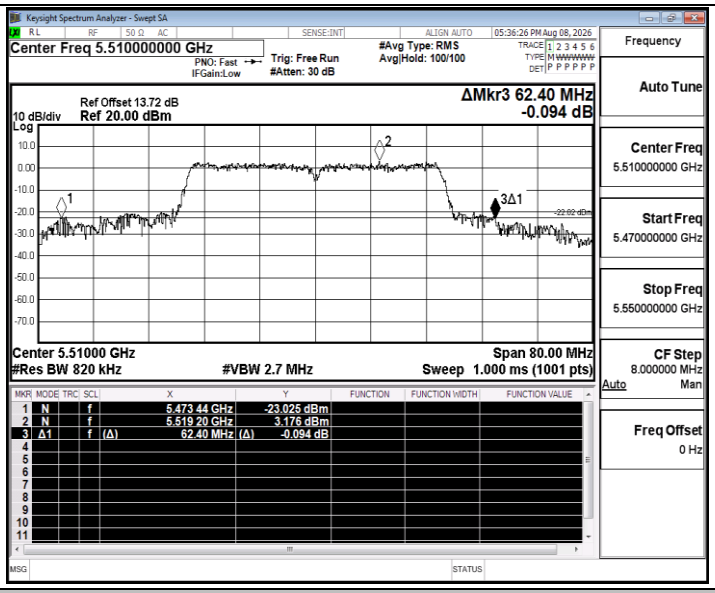

11N40SISO_Ant1_5550

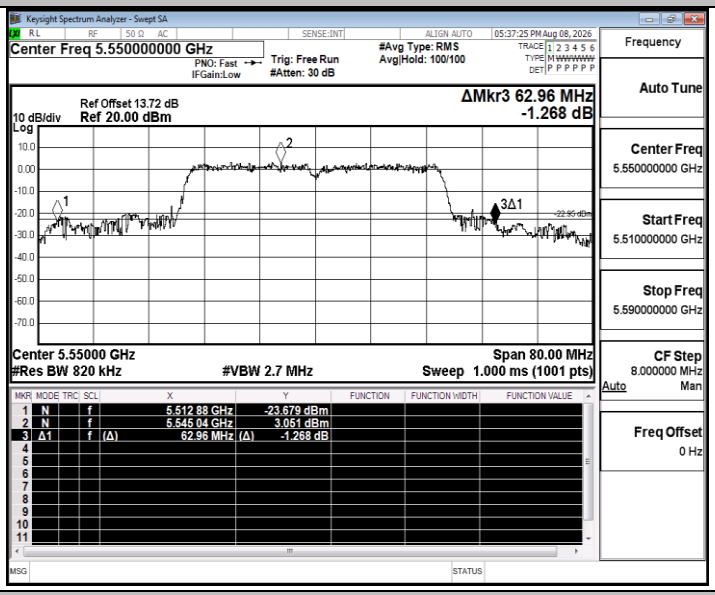

11N40SISO_Ant1_5670

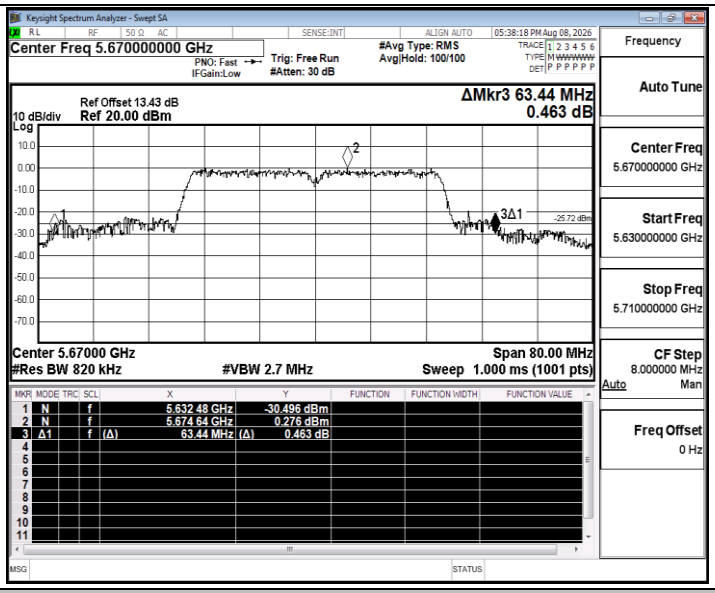

11AC20SISO_Ant1_5500

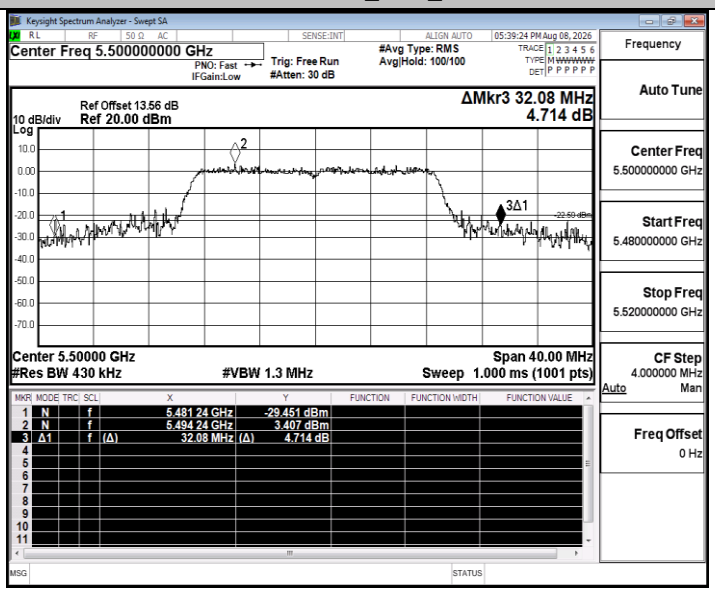

11AC20SISO_Ant1_5580

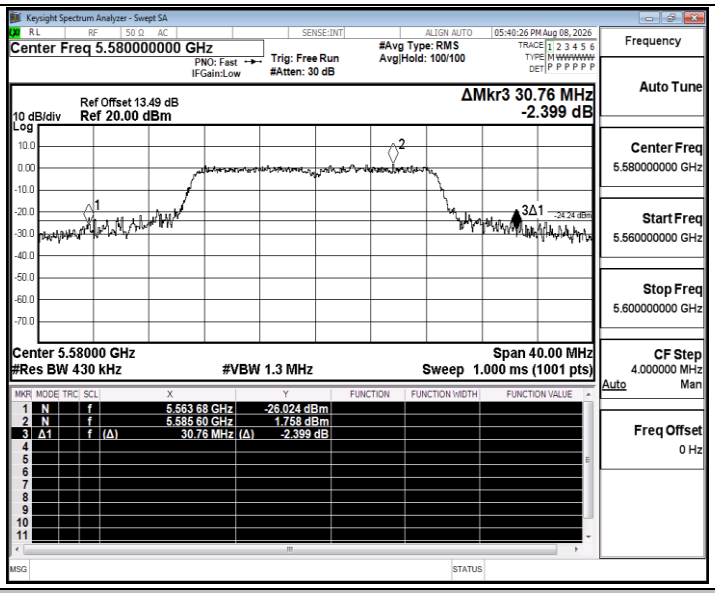

11AC20SISO_Ant1_5700

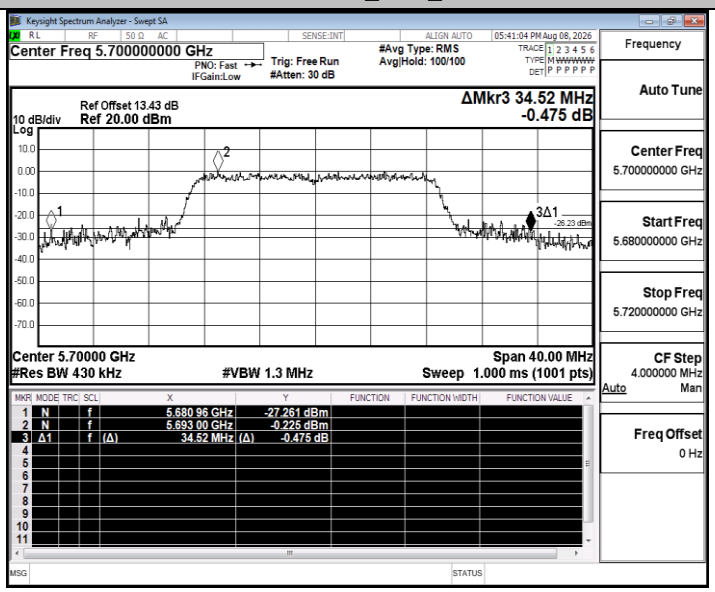

11AC40SISO_Ant1_5510

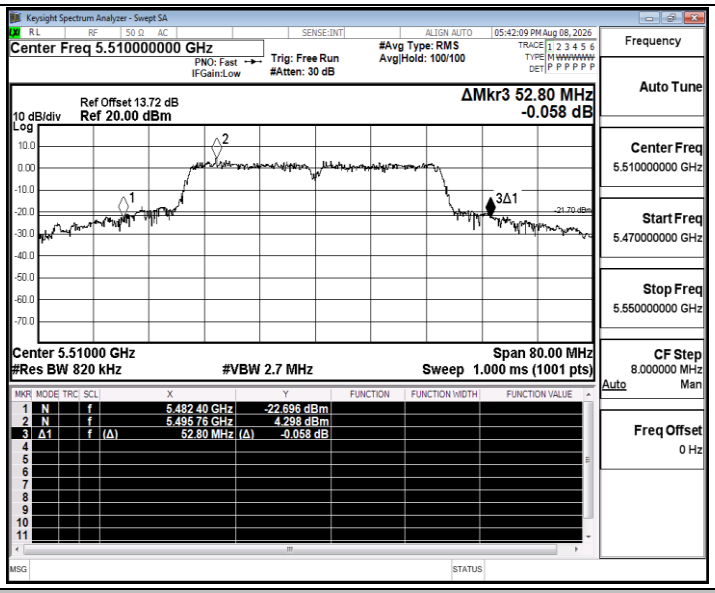

11AC40SISO_Ant1_5550

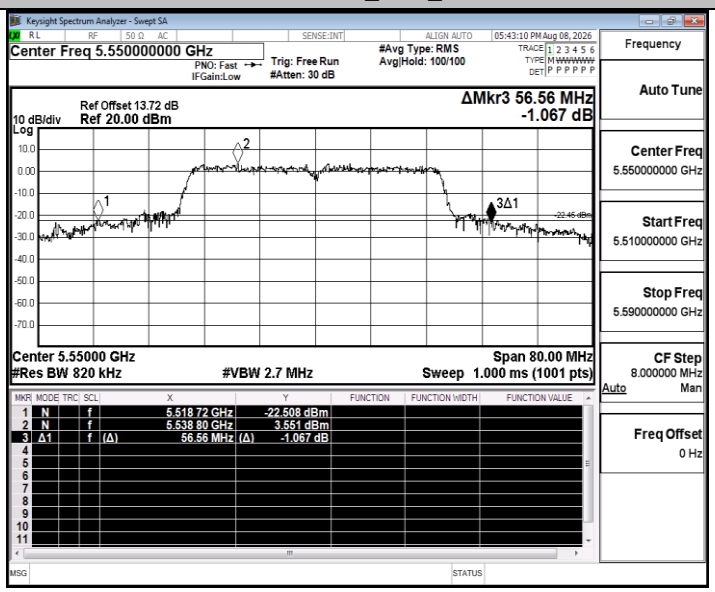

11AC40SISO_Ant1_5670

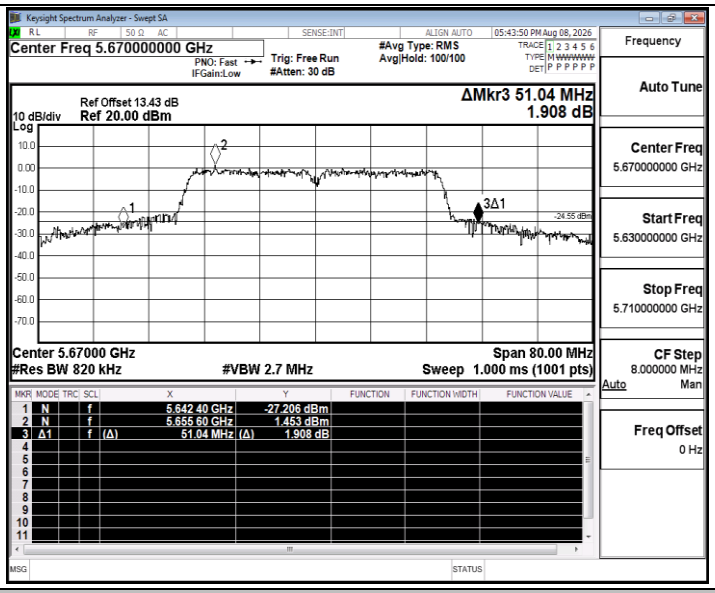

11AX20SISO_Ant1_5500

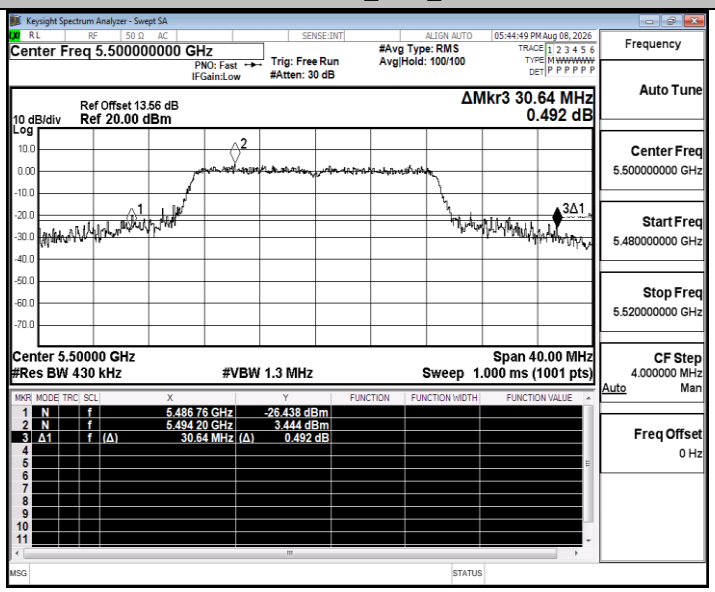

11AX20SISO_Ant1_5580

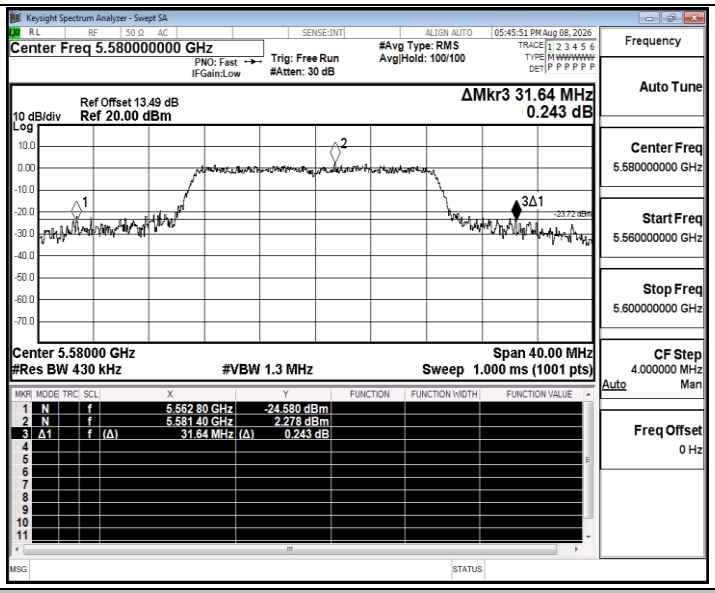

11AX20SISO_Ant1_5700

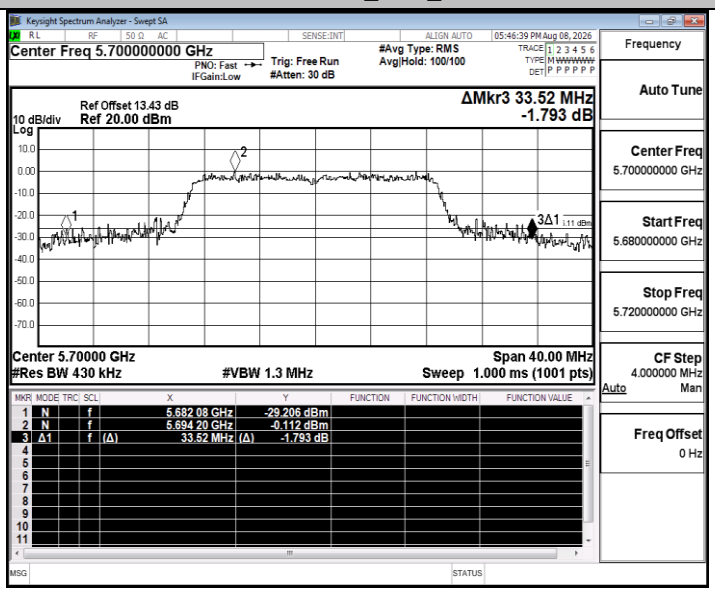

11AX40SISO_Ant1_5510

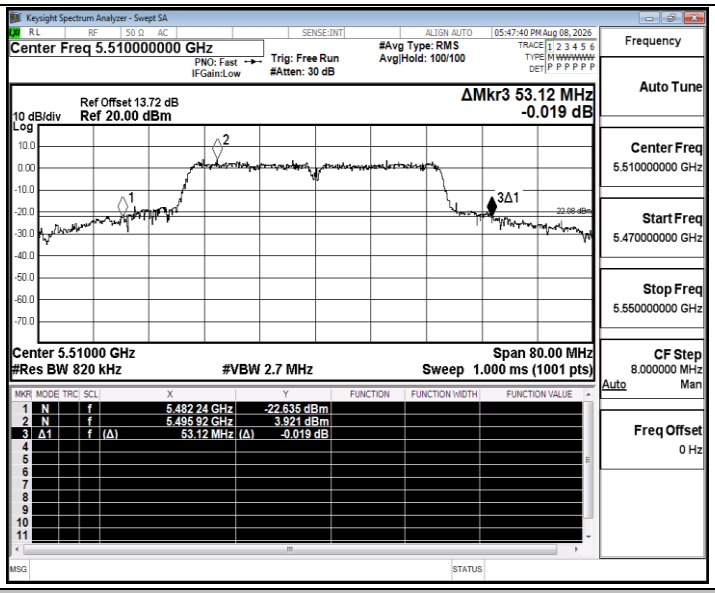

11AX40SISO_Ant1_5550

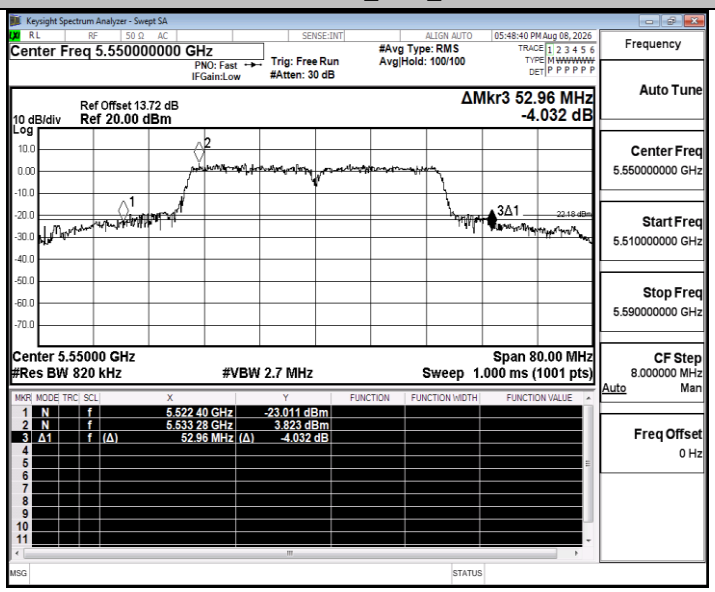

11AX40SISO_Ant1_5670

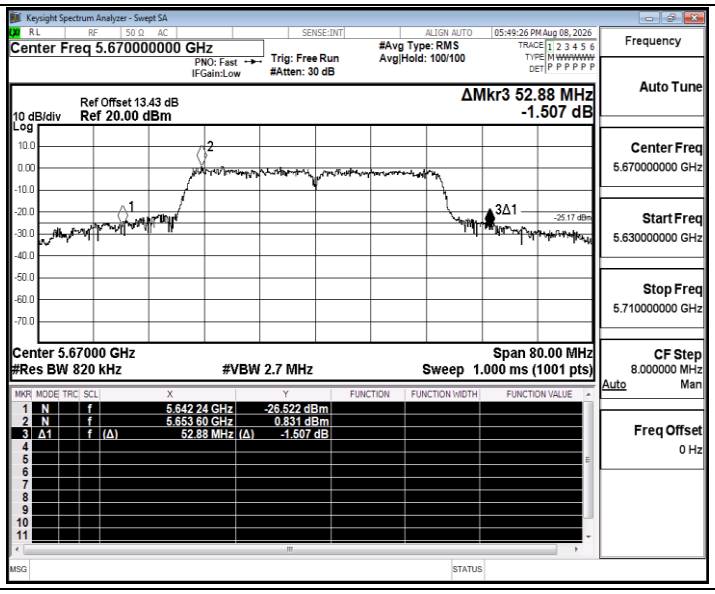
Keysight Spectrum Analyzer - Swept SA
Center Freq 5.670000000 GHz
PNO: Fast
IFGain:Low
Trig: Free Run
#Atten: 30 dB
#Avg Type: RMS
Avg|Hold: 100/100
05:49:26 PM Aug 08, 2026
Ref Offset 13.43 dB
10 dB/div Ref 20.00 dBm
Log
ΔMkr3 52.88 MHz
-1.507 dB
-25.17 dBm
Center 5.67000 GHz
#Res BW 820 kHz
#VBW 2.7 MHz
Span 80.00 MHz
Sweep 1.000 ms (1001 pts)
1 N f 5.642 24 GHz -26.522 dBm
2 N f 5.653 60 GHz 0.831 dBm
3 Δ1 f (Δ) 52.88 MHz (Δ) -1.507 dB
Frequency
Auto Tune
Center Freq 5.670000000 GHz
Start Freq 5.630000000 GHz
Stop Freq 5.710000000 GHz
CF Step 8.000000 MHz
Auto Man
Freq Offset 0 Hz

F.2 Maximum conducted output power

Test Result Channel Power

TestMode	Antenna	Freq (MHz)	TPC Mode	Measured Power [dBm]	DC Factor [dB]	Result [dBm]	Limit [dBm]	Verdict
11A	Ant1	5500	NA	14.30	0.21	14.51	≤23.98	PASS
		5580	NA	12.99	0.21	13.20	≤23.98	PASS
		5700	NA	12.61	0.21	12.82	≤23.98	PASS
11N20SISO	Ant1	5500	NA	15.36	0.22	15.58	≤23.98	PASS
		5580	NA	14.09	0.25	14.34	≤23.98	PASS
		5700	NA	12.72	0.22	12.94	≤23.98	PASS
11N40SISO	Ant1	5510	NA	15.09	0.42	15.51	≤23.98	PASS
		5550	NA	14.14	0.42	14.56	≤23.98	PASS
		5670	NA	12.75	0.49	13.24	≤23.98	PASS
11AC20SISO	Ant1	5500	NA	15.31	0.25	15.56	≤23.98	PASS
		5580	NA	13.96	0.21	14.17	≤23.98	PASS
		5700	NA	12.70	0.21	12.91	≤23.98	PASS
11AC40SISO	Ant1	5510	NA	15.03	0.42	15.45	≤23.98	PASS
		5550	NA	14.10	0.49	14.59	≤23.98	PASS
		5670	NA	12.68	0.42	13.10	≤23.98	PASS
11AX20SISO	Ant1	5500	NA	15.17	0.22	15.39	≤23.98	PASS
		5580	NA	13.92	0.25	14.17	≤23.98	PASS
		5700	NA	12.57	0.21	12.78	≤23.98	PASS
11AX40SISO	Ant1	5510	NA	15.02	0.42	15.44	≤23.98	PASS
		5550	NA	14.09	0.42	14.51	≤23.98	PASS
		5670	NA	12.67	0.42	13.09	≤23.98	PASS

F.3 Maximum power spectral density

Test Result

TestMode	Antenna	Freq (MHz)	Raw Data [dBm/MHz]	DC Factor	Result [dBm/MHz]	Limit [dBm/MHz]	Verdict
11A	Ant1	5500	1.74	0.21	1.95	≤11.00	PASS
		5580	0.36	0.21	0.57	≤11.00	PASS
		5700	-1.27	0.21	-1.06	≤11.00	PASS
11N20SISO	Ant1	5500	2.4	0.22	2.62	≤11.00	PASS
		5580	0.72	0.25	0.97	≤11.00	PASS
		5700	-1.35	0.22	-1.13	≤11.00	PASS
11N40SISO	Ant1	5510	-0.25	0.42	0.17	≤11.00	PASS
		5550	-1.09	0.42	-0.67	≤11.00	PASS
		5670	-3.76	0.49	-3.27	≤11.00	PASS
11AC20SISO	Ant1	5500	2.44	0.25	2.69	≤11.00	PASS
		5580	1.04	0.21	1.25	≤11.00	PASS
		5700	-1.13	0.21	-0.92	≤11.00	PASS
11AC40SISO	Ant1	5510	-0.39	0.42	0.03	≤11.00	PASS
		5550	-0.96	0.49	-0.47	≤11.00	PASS
		5670	-3.67	0.42	-3.25	≤11.00	PASS
11AX20SISO	Ant1	5500	2.44	0.22	2.66	≤11.00	PASS
		5580	0.78	0.25	1.03	≤11.00	PASS
		5700	-1.29	0.21	-1.08	≤11.00	PASS
11AX40SISO	Ant1	5510	-0.39	0.42	0.03	≤11.00	PASS
		5550	-0.64	0.42	-0.22	≤11.00	PASS
		5670	-3.77	0.42	-3.35	≤11.00	PASS

Test Graphs

11A_Ant1_5500

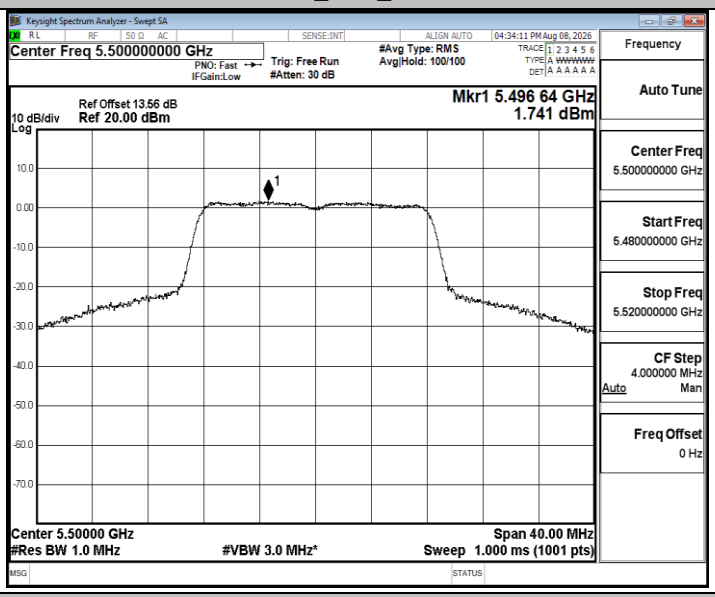

11A_Ant1_5580

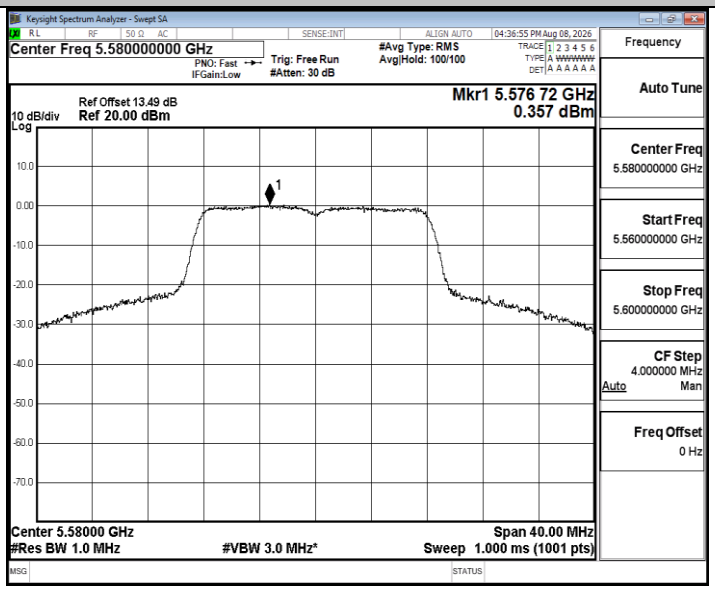

11A_Ant1_5700

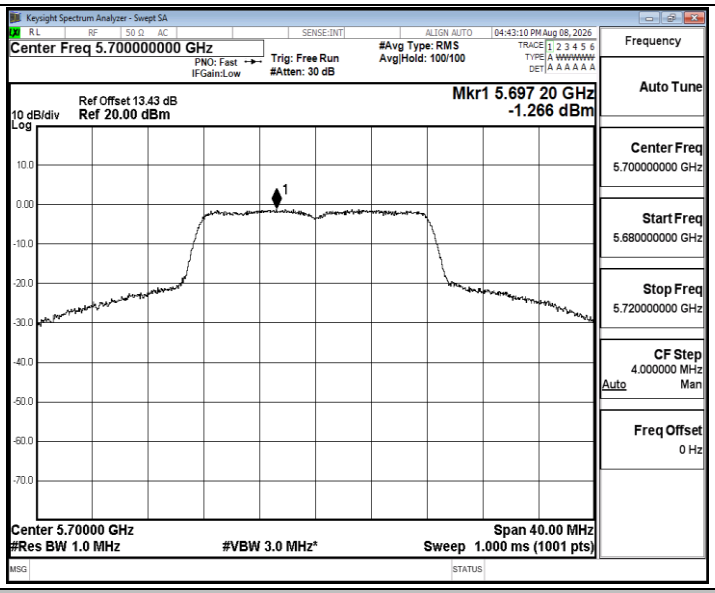

11N20SISO_Ant1_5500

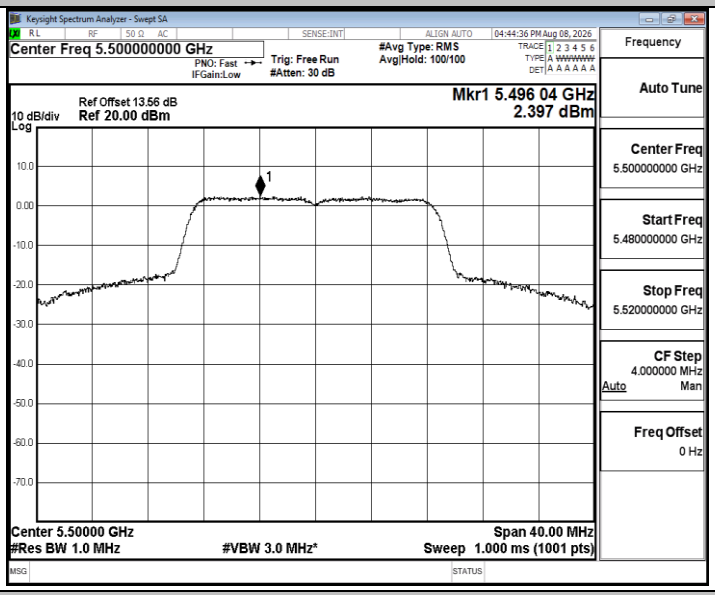

11N20SISO_Ant1_5580

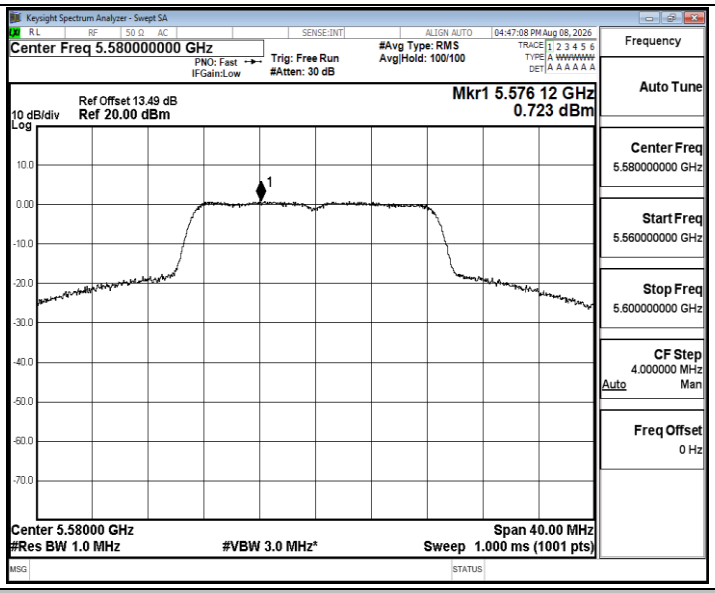

11N20SISO_Ant1_5700

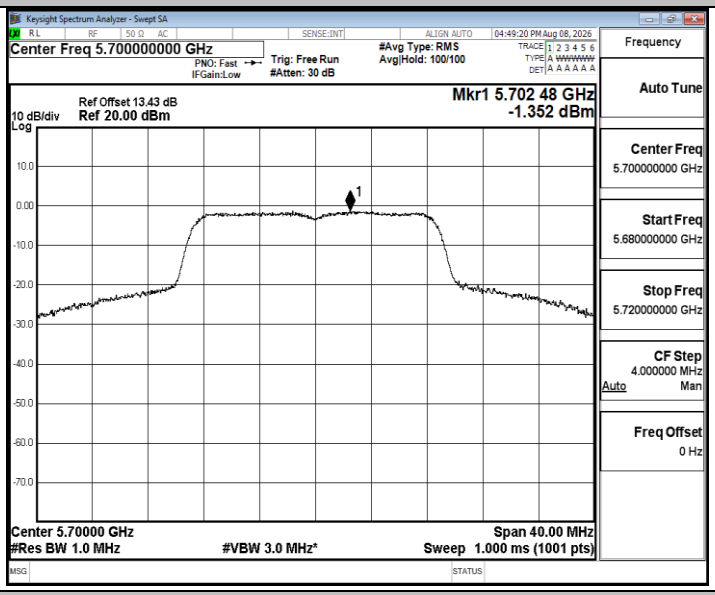

11N40SISO_Ant1_5510

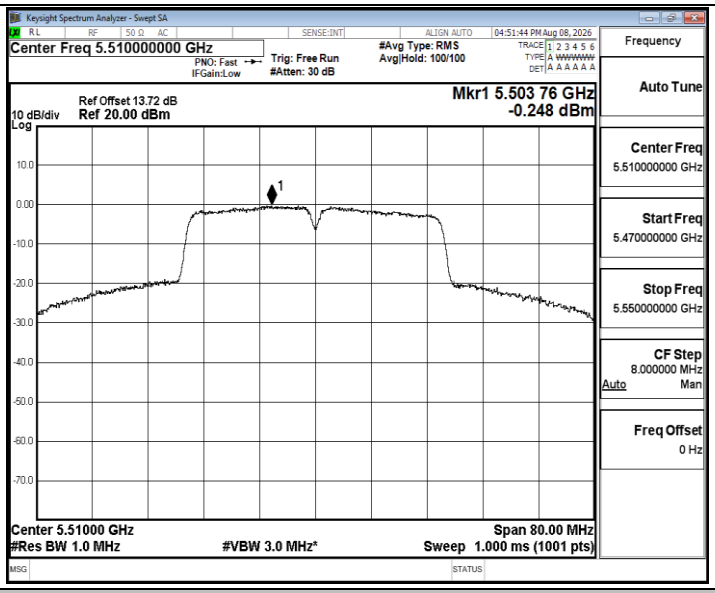

11N40SISO_Ant1_5550

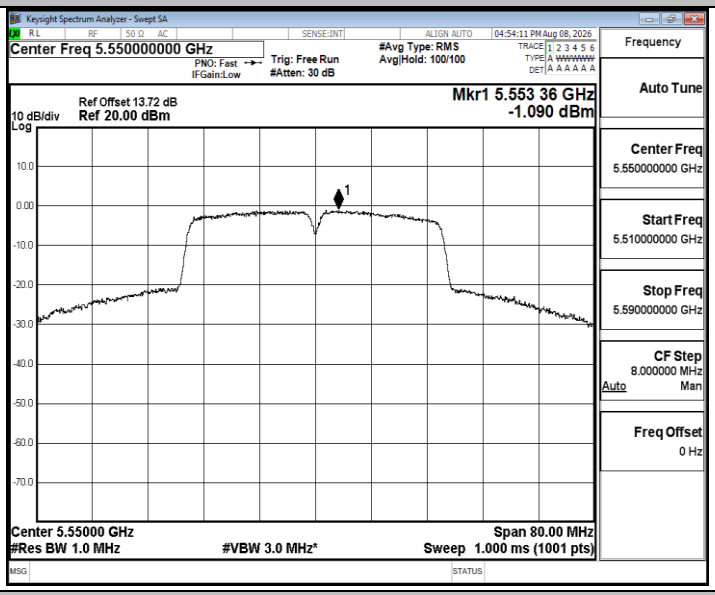

11N40SISO_Ant1_5670

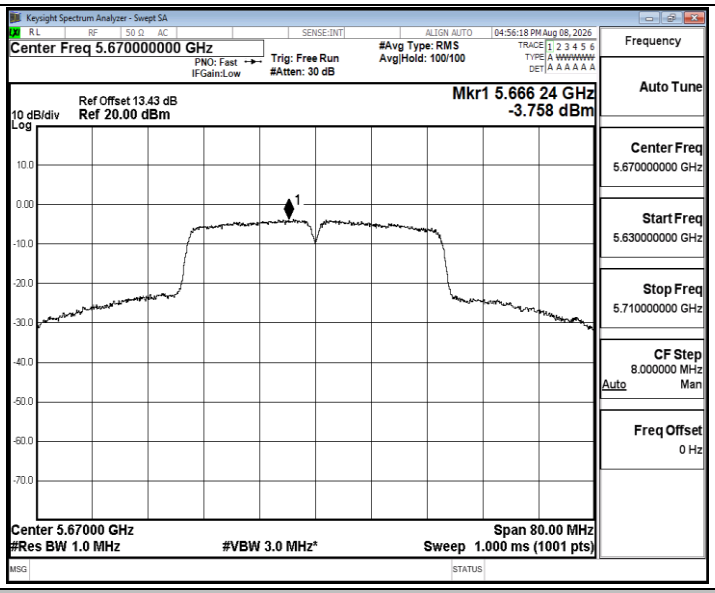

11AC20SISO_Ant1_5500

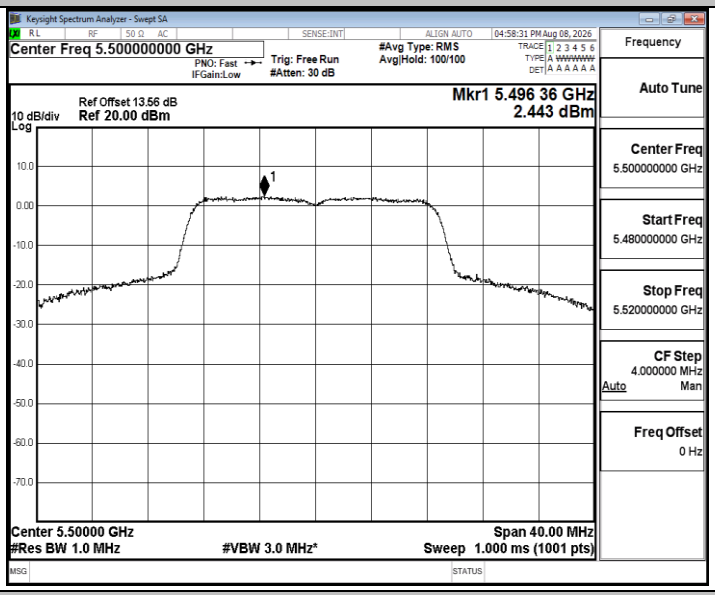

11AC20SISO_Ant1_5580

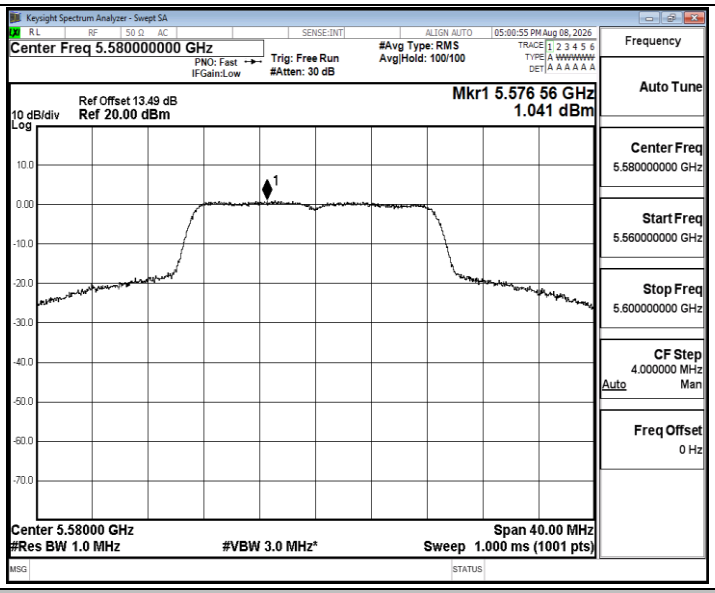

11AC20SISO_Ant1_5700

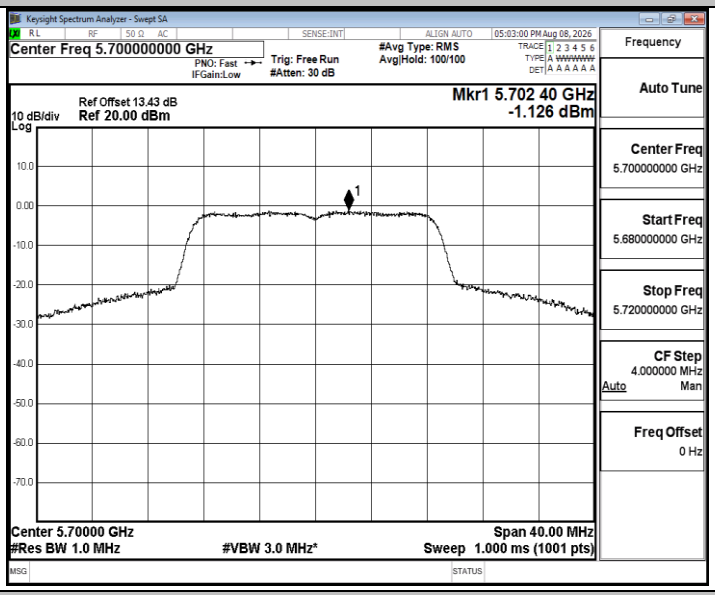

11AC40SISO_Ant1_5510

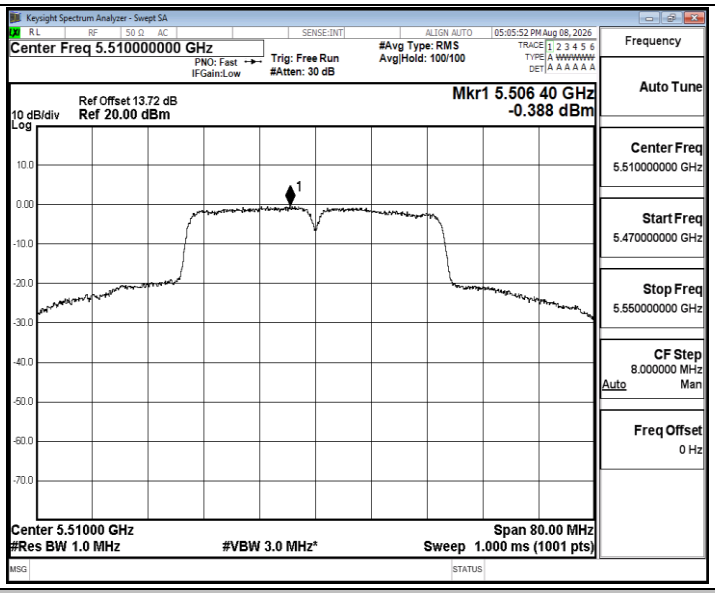

11AC40SISO_Ant1_5550

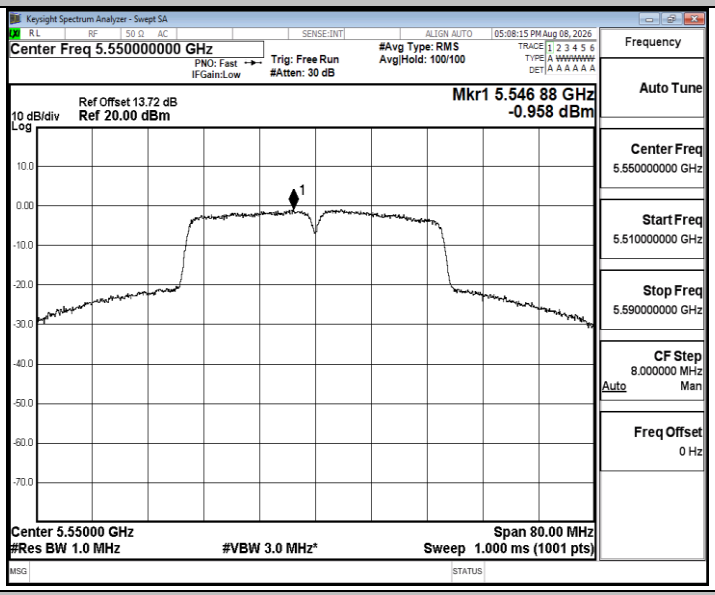

11AC40SISO_Ant1_5670

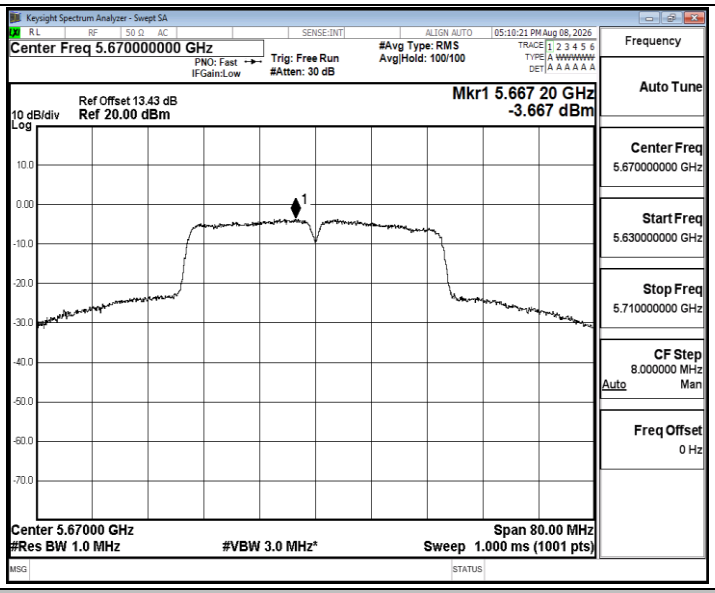

11AX20SISO_Ant1_5500

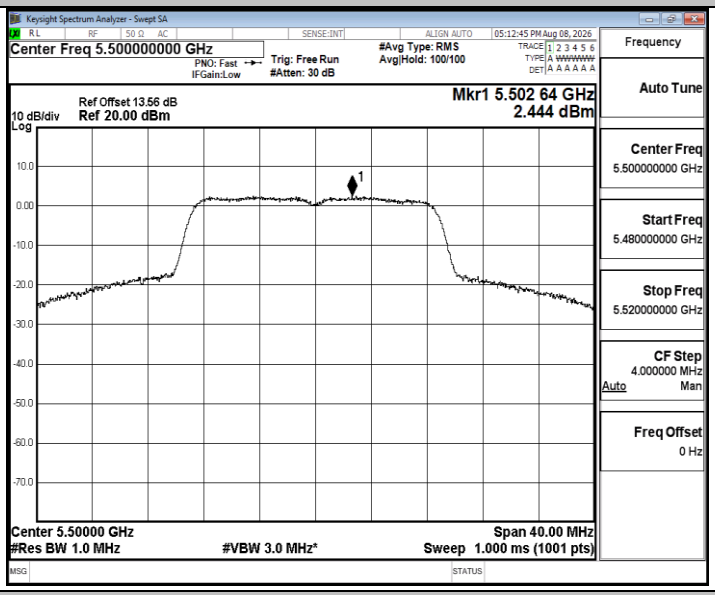

11AX20SISO_Ant1_5580

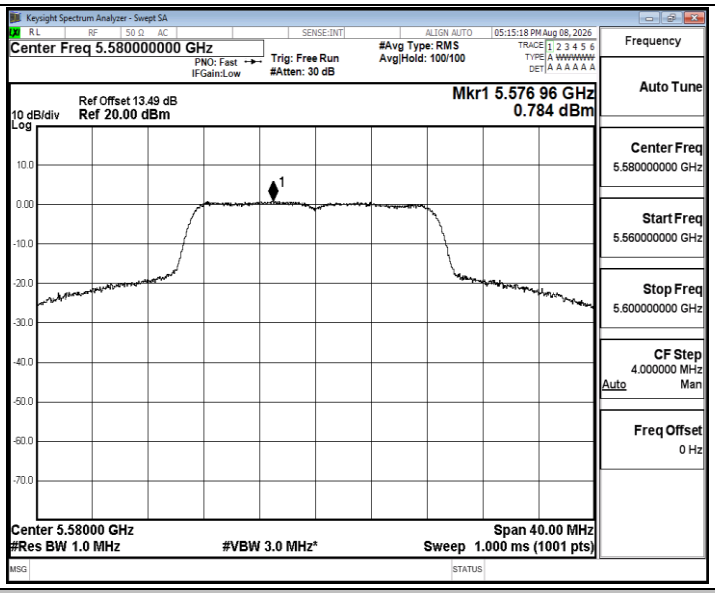

11AX20SISO_Ant1_5700

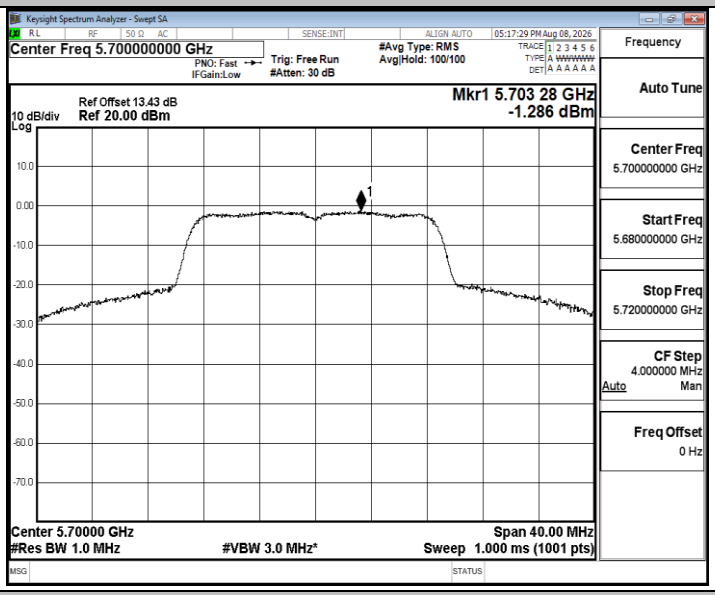

11AX40SISO_Ant1_5510

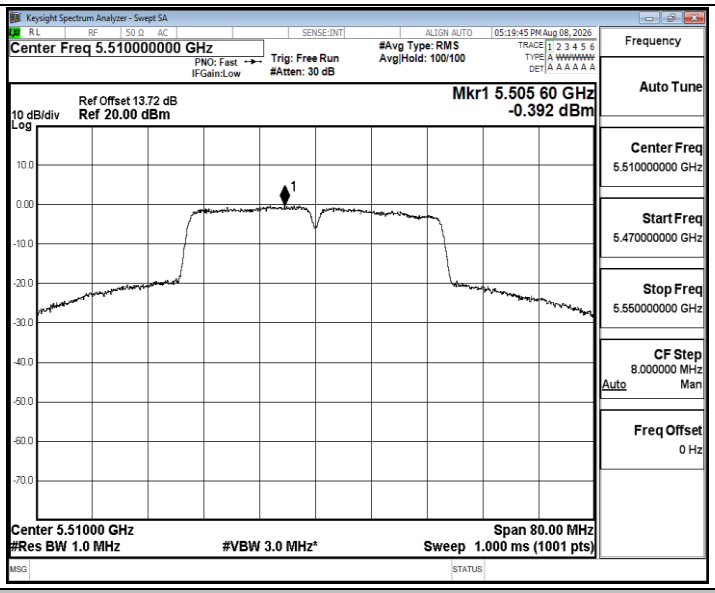

11AX40SISO_Ant1_5550

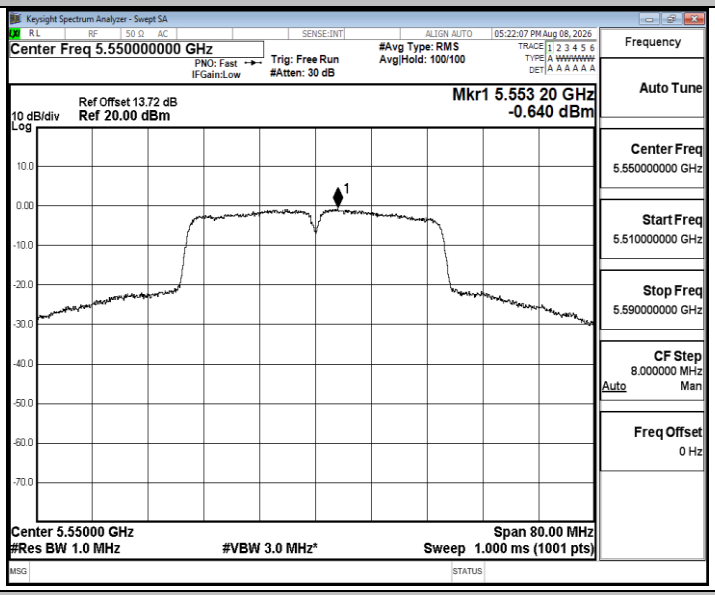

11AX40SISO_Ant1_5670

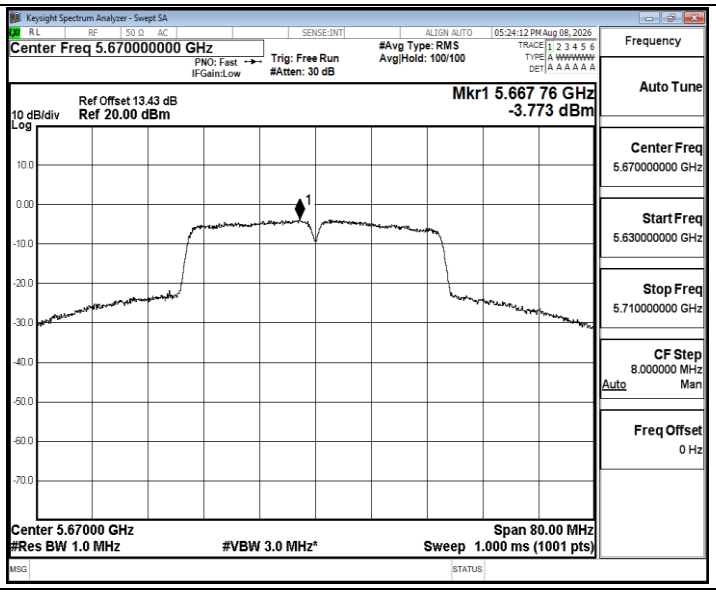
Keysight Spectrum Analyzer - Swept SA
Center Freq 5.670000000 GHz
PNO: Fast
IFGain:Low
Trig: Free Run
#Atten: 30 dB
#Avg Type: RMS
Avg|Hold: 100/100
05:24:12 PM Aug 08, 2026
Ref Offset 13.43 dB
10 dB/div Ref 20.00 dBm
Log
Mkr1 5.667 76 GHz
-3.773 dBm
Center 5.67000 GHz
#Res BW 1.0 MHz
#VBW 3.0 MHz*
Span 80.00 MHz
Sweep 1.000 ms (1001 pts)
Frequency
Auto Tune
Center Freq
5.670000000 GHz
Start Freq
5.630000000 GHz
Stop Freq
5.710000000 GHz
CF Step
8.000000 MHz
Auto Man
Freq Offset
0 Hz

F.4 Emissions in Restricted Bands

Test Result

TestMode	Antenna	ChName	Freq (MHz)	Detector	Freq [MHz]	Result [dBm]	Limit [dBm]	Gain [dBi]	DC Factor [dB]	Result [dBuV/m]	Limit [dBuV/m]	Verdict
11A	Ant1	Low	5500	AV	5350.000	-60.21	≤-44.53	3.12	0.21	38.32	≤54	PASS
				AV	5459.390	-48.3	≤-44.53	3.12	0.21	50.23	≤54	PASS
				AV	5460.000	-48.15	≤-44.53	3.12	0.21	50.38	≤54	PASS
				Peak	5350.000	-53.46	≤-30.12	3.12	0.00	44.86	≤68.2	PASS
				Peak	5458.760	-34.01	≤-30.12	3.12	0.00	64.31	≤68.2	PASS
				Peak	5460.000	-38.12	≤-30.12	3.12	0.00	60.20	≤68.2	PASS
		High	5700	AV	5725.000	-47.43	≤-44.53	3.12	0.21	51.10	≤54	PASS
				AV	5725.530	-48.03	≤-44.53	3.12	0.21	50.50	≤54	PASS
				AV	5735.000	-52.85	≤-44.53	3.12	0.21	45.68	≤54	PASS
				Peak	5725.000	-37.64	≤-30.12	3.12	0.00	60.68	≤68.2	PASS
				Peak	5725.530	-35.34	≤-30.12	3.12	0.00	62.98	≤68.2	PASS
				Peak	5735.000	-46.47	≤-30.12	3.12	0.00	51.85	≤68.2	PASS
11N20SISO	Ant1	Low	5500	AV	5350.000	-65.96	≤-44.54	3.12	0.22	32.58	≤54	PASS
				AV	5459.600	-55.02	≤-44.54	3.12	0.22	43.52	≤54	PASS
				AV	5460.000	-56.34	≤-44.54	3.12	0.22	42.20	≤54	PASS
				Peak	5350.000	-57.82	≤-30.12	3.12	0.00	40.50	≤68.2	PASS
				Peak	5459.810	-38.29	≤-30.12	3.12	0.00	60.03	≤68.2	PASS
				Peak	5460.000	-38.38	≤-30.12	3.12	0.00	59.94	≤68.2	PASS
		High	5700	AV	5725.000	-45.81	≤-44.54	3.12	0.22	52.73	≤54	PASS
				AV	5725.340	-45.72	≤-44.54	3.12	0.22	52.82	≤54	PASS
				AV	5735.000	-53.4	≤-44.54	3.12	0.22	45.14	≤54	PASS
				Peak	5725.000	-33.19	≤-30.12	3.12	0.00	65.13	≤68.2	PASS
				Peak	5728.950	-33.64	≤-30.12	3.12	0.00	64.68	≤68.2	PASS
				Peak	5735.000	-42.5	≤-30.12	3.12	0.00	55.82	≤68.2	PASS
11N40SISO	Ant1	Low	5510	AV	5350.000	-66.03	≤-44.74	3.12	0.42	32.71	≤54	PASS
				AV	5459.940	-46.88	≤-44.74	3.12	0.42	51.86	≤54	PASS
				AV	5460.000	-46.88	≤-44.74	3.12	0.42	51.86	≤54	PASS
				Peak	5350.000	-57.76	≤-30.12	3.12	0.00	40.56	≤68.2	PASS
				Peak	5459.720	-35.34	≤-30.12	3.12	0.00	62.98	≤68.2	PASS
				Peak	5460.000	-39.62	≤-30.12	3.12	0.00	58.70	≤68.2	PASS
		High	5670	AV	5725.000	-50.06	≤-44.81	3.12	0.49	48.75	≤54	PASS
				AV	5727.280	-49.09	≤-44.81	3.12	0.49	49.72	≤54	PASS
				AV	5735.000	-54.44	≤-44.81	3.12	0.49	44.37	≤54	PASS
				Peak	5725.000	-39.56	≤-30.12	3.12	0.00	58.76	≤68.2	PASS

				Peak	5727.510	-35.97	≤-30.12	3.12	0.00	62.35	≤68.2	PASS
				Peak	5735.000	-41	≤-30.12	3.12	0.00	57.32	≤68.2	PASS
11AC20SISO	Ant1	Low	5500	AV	5350.000	-66.44	≤-44.57	3.12	0.25	32.13	≤54	PASS
				AV	5459.390	-55.09	≤-44.57	3.12	0.25	43.48	≤54	PASS
				AV	5460.000	-55.28	≤-44.57	3.12	0.25	43.29	≤54	PASS
				Peak	5350.000	-57.73	≤-30.12	3.12	0.00	40.59	≤68.2	PASS
				Peak	5458.550	-42.78	≤-30.12	3.12	0.00	55.54	≤68.2	PASS
				Peak	5460.000	-44.67	≤-30.12	3.12	0.00	53.65	≤68.2	PASS
		High	5700	AV	5725.000	-46.19	≤-44.53	3.12	0.21	52.34	≤54	PASS
				AV	5725.340	-45.9	≤-44.53	3.12	0.21	52.63	≤54	PASS
				AV	5735.000	-53.17	≤-44.53	3.12	0.21	45.36	≤54	PASS
				Peak	5725.000	-33.28	≤-30.12	3.12	0.00	65.04	≤68.2	PASS
				Peak	5725.910	-32.41	≤-30.12	3.12	0.00	65.91	≤68.2	PASS
				Peak	5735.000	-40.13	≤-30.12	3.12	0.00	58.19	≤68.2	PASS
11AC40SISO	Ant1	Low	5510	AV	5350.000	-66.45	≤-44.74	3.12	0.42	32.29	≤54	PASS
				AV	5458.840	-46.54	≤-44.74	3.12	0.42	52.20	≤54	PASS
				AV	5460.000	-47.45	≤-44.74	3.12	0.42	51.29	≤54	PASS
				Peak	5350.000	-57.79	≤-30.12	3.12	0.00	40.53	≤68.2	PASS
				Peak	5456.200	-33.56	≤-30.12	3.12	0.00	64.76	≤68.2	PASS
				Peak	5460.000	-36.66	≤-30.12	3.12	0.00	61.66	≤68.2	PASS
		High	5670	AV	5725.000	-47.99	≤-44.74	3.12	0.42	50.75	≤54	PASS
				AV	5727.280	-48.06	≤-44.74	3.12	0.42	50.68	≤54	PASS
				AV	5735.000	-54.94	≤-44.74	3.12	0.42	43.80	≤54	PASS
				Peak	5725.000	-36.99	≤-30.12	3.12	0.00	61.33	≤68.2	PASS
				Peak	5726.130	-36.3	≤-30.12	3.12	0.00	62.02	≤68.2	PASS
				Peak	5735.000	-42.31	≤-30.12	3.12	0.00	56.01	≤68.2	PASS
11AX20SISO	Ant1	Low	5500	AV	5350.000	-66.41	≤-44.54	3.12	0.22	32.13	≤54	PASS
				AV	5459.390	-55.76	≤-44.54	3.12	0.22	42.78	≤54	PASS
				AV	5460.000	-55.72	≤-44.54	3.12	0.22	42.82	≤54	PASS
				Peak	5350.000	-58.41	≤-30.12	3.12	0.00	39.91	≤68.2	PASS
				Peak	5457.080	-41.75	≤-30.12	3.12	0.00	56.57	≤68.2	PASS
				Peak	5460.000	-43.92	≤-30.12	3.12	0.00	54.40	≤68.2	PASS
		High	5700	AV	5725.000	-46.35	≤-44.53	3.12	0.21	52.18	≤54	PASS
				AV	5725.340	-45.98	≤-44.53	3.12	0.21	52.55	≤54	PASS
				AV	5735.000	-53	≤-44.53	3.12	0.21	45.53	≤54	PASS
				Peak	5725.000	-33.57	≤-30.12	3.12	0.00	64.75	≤68.2	PASS
				Peak	5725.150	-31.74	≤-30.12	3.12	0.00	66.58	≤68.2	PASS
				Peak	5735.000	-40.11	≤-30.12	3.12	0.00	58.21	≤68.2	PASS
11AX40SISO	Ant1	Low	5510	AV	5350.000	-66.45	≤-44.74	3.12	0.42	32.29	≤54	PASS
				AV	5458.840	-46.64	≤-44.74	3.12	0.42	52.10	≤54	PASS
				AV	5460.000	-47.67	≤-44.74	3.12	0.42	51.07	≤54	PASS

				Peak	5350.000	-57.34	≤-30.12	3.12	0.00	40.98	≤68.2	PASS
				Peak	5456.860	-33.35	≤-30.12	3.12	0.00	64.97	≤68.2	PASS
				Peak	5460.000	-37.5	≤-30.12	3.12	0.00	60.82	≤68.2	PASS
		High	5670	AV	5725.000	-50.15	≤-44.74	3.12	0.42	48.59	≤54	PASS
				AV	5727.280	-49.37	≤-44.74	3.12	0.42	49.37	≤54	PASS
				AV	5735.000	-53.62	≤-44.74	3.12	0.42	45.12	≤54	PASS
				Peak	5725.000	-38.59	≤-30.12	3.12	0.00	59.73	≤68.2	PASS
				Peak	5726.130	-36.54	≤-30.12	3.12	0.00	61.78	≤68.2	PASS
				Peak	5735.000	-42.95	≤-30.12	3.12	0.00	55.37	≤68.2	PASS

Note:

1. The Antenna Gain is compensated in the graph.

Test Graphs

11A_Ant1_Low_5500_AV

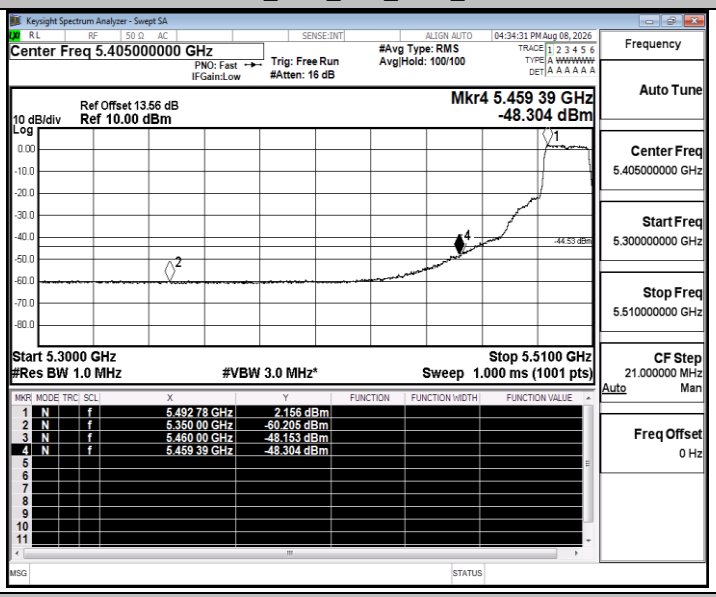

11A_Ant1_Low_5500_Peak

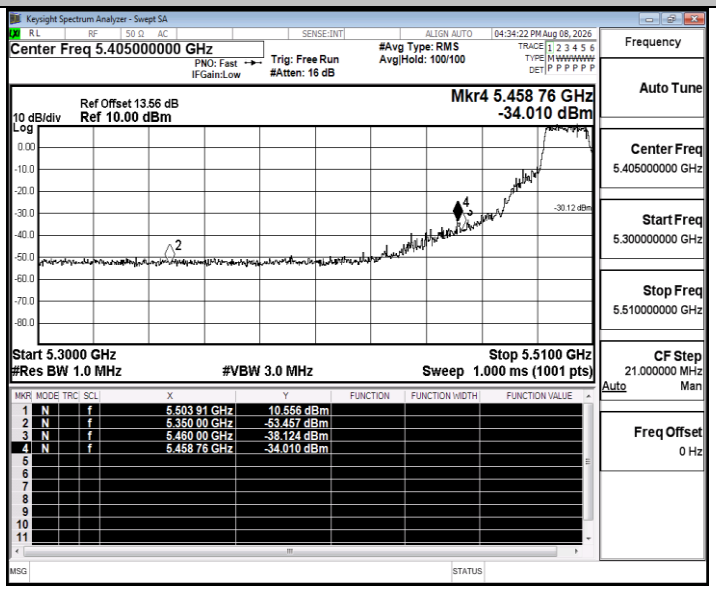

11A_Ant1_High_5700_AV

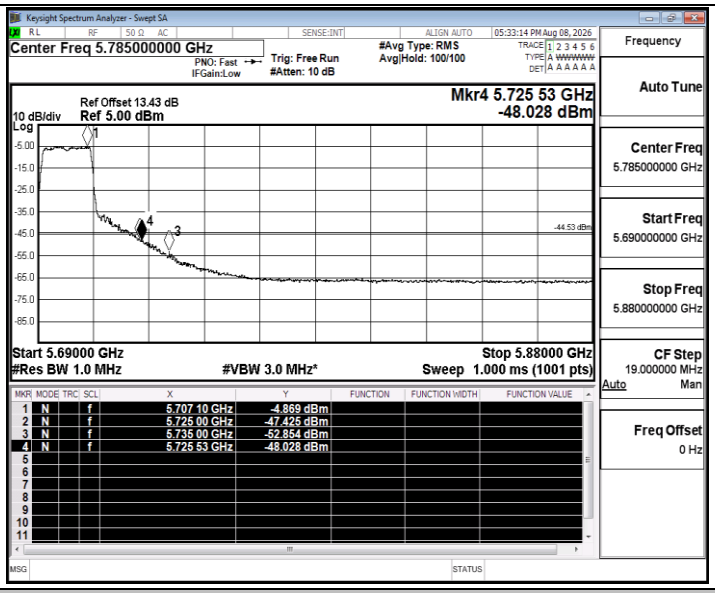

11A_Ant1_High_5700_Peak

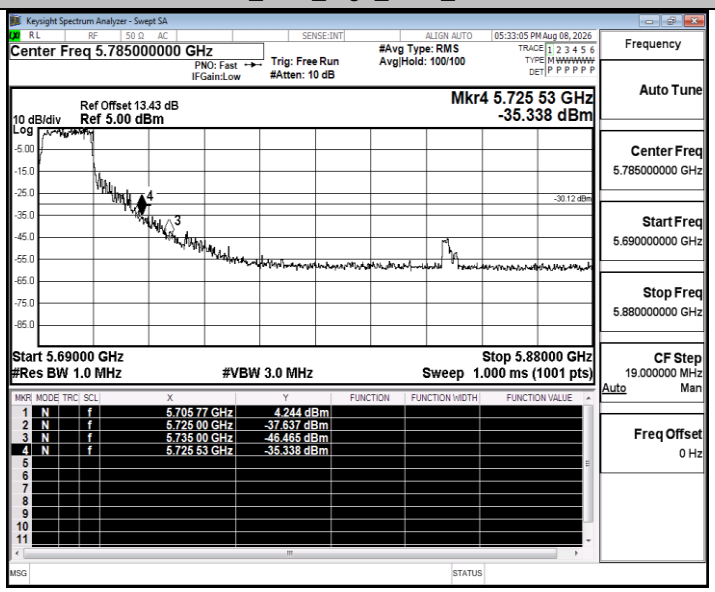

11N20SISO_Ant1_Low_5500_AV

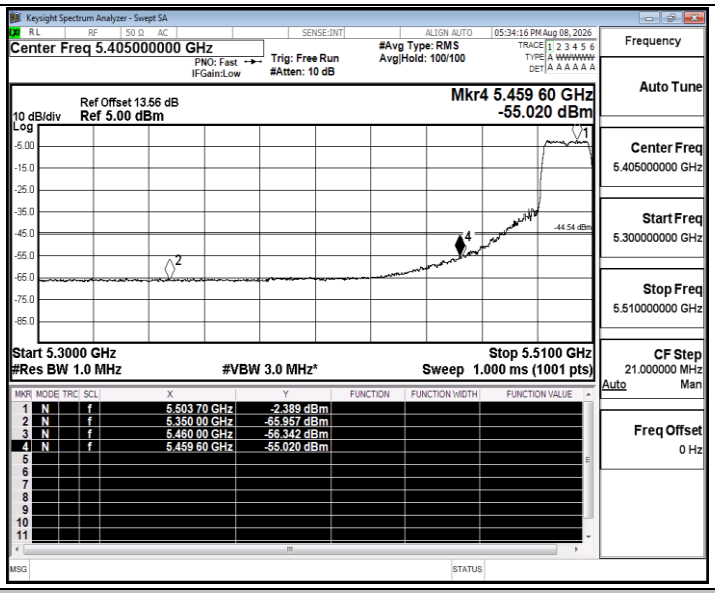

11N20SISO_Ant1_Low_5500_Peak

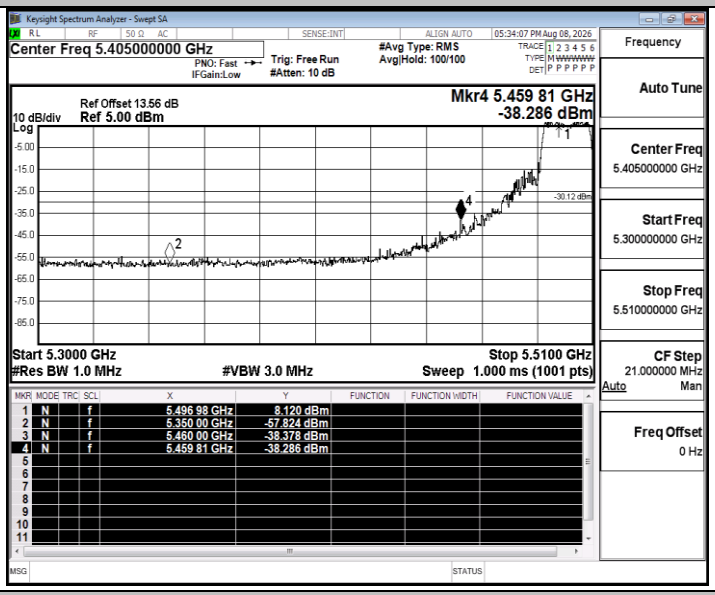

11N20SISO_Ant1_High_5700_AV

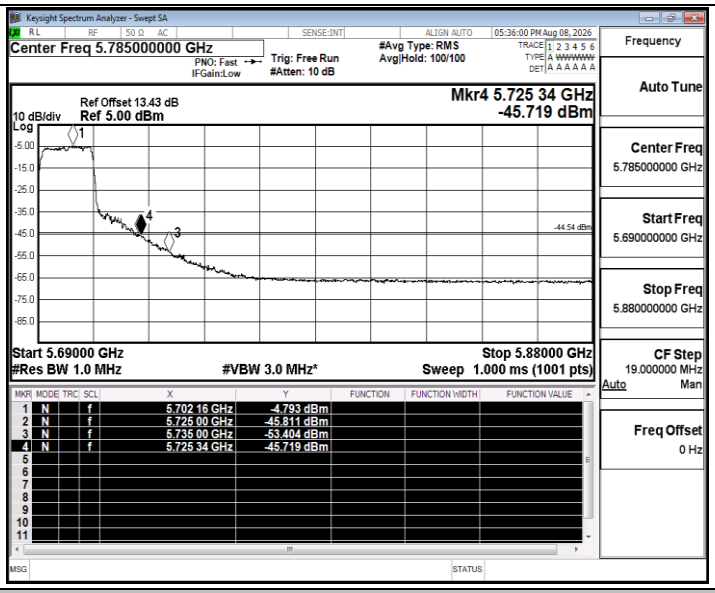

11N20SISO_Ant1_High_5700_Peak

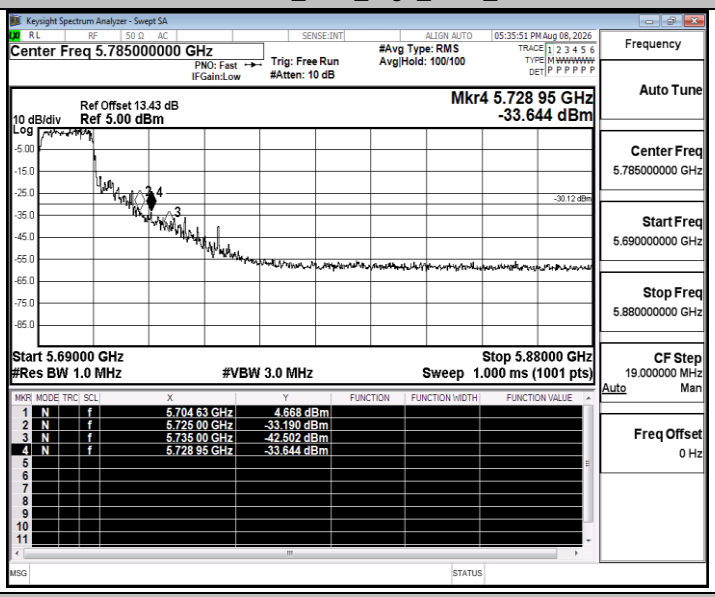

11N40SISO_Ant1_Low_5510_AV

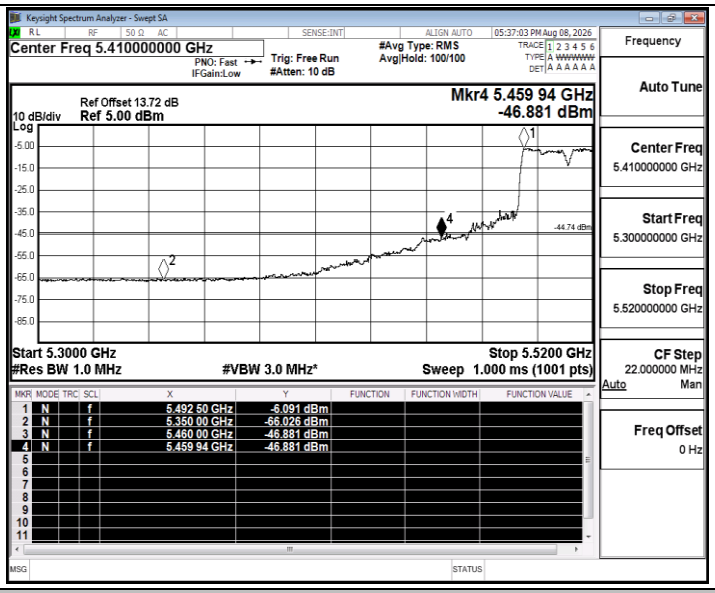

11N40SISO_Ant1_Low_5510_Peak

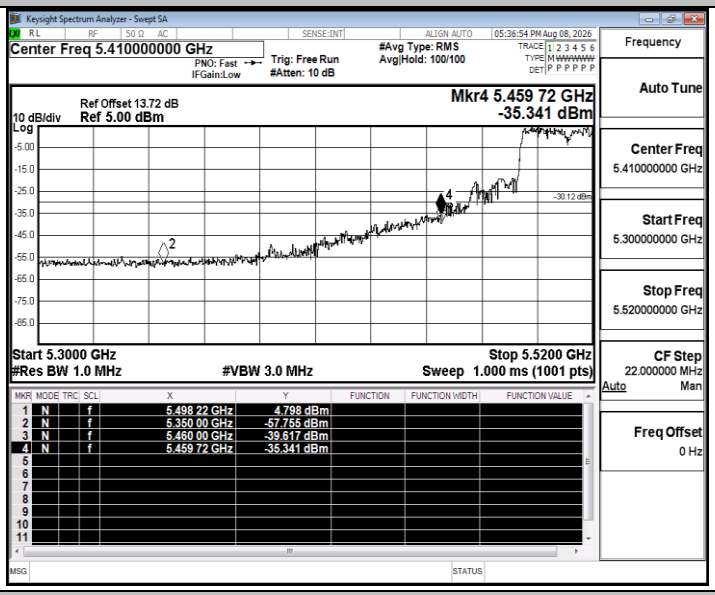

11N40SISO_Ant1_High_5670_AV

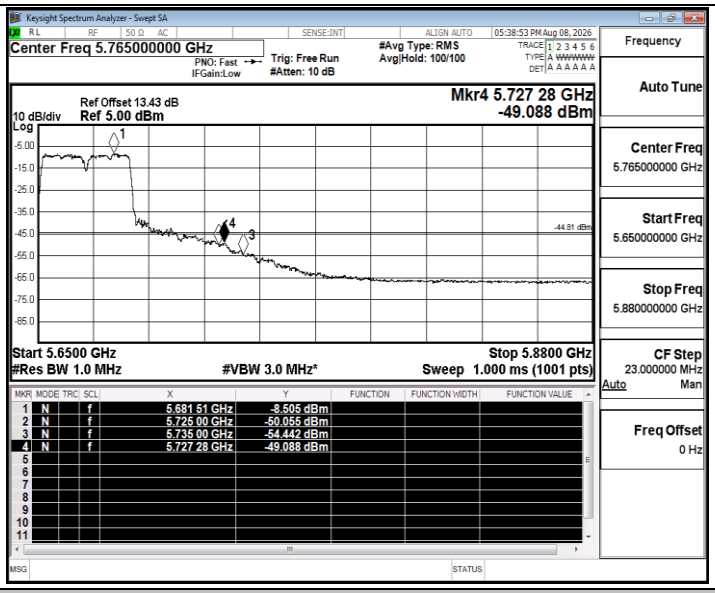

11N40SISO_Ant1_High_5670_Peak

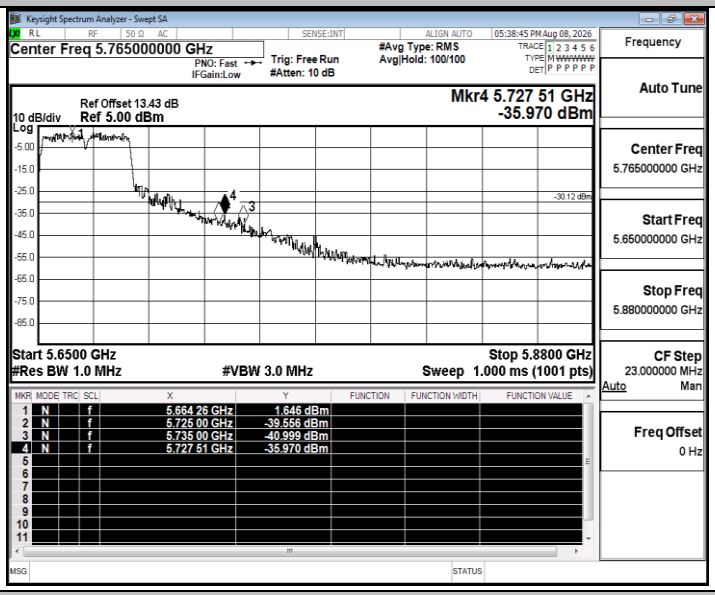

11AC20SISO_Ant1_Low_5500_AV