Appendix G

RF Test Data for 5.8GWIFI (Conducted Measurement)

Tablet

Test Model: i101AC

Environmental Conditions

Temperature:	24.6° C
Relative Humidity:	53.2%
ATM Pressure:	100.0 kPa
Test Engineer:	Zhang hai
Supervised by:	Fengliu Tang

G.1 Min emission bandwidth

Test Result B4

TestMode	Antenna	Freq (MHz)	6db EBW [MHz]	FL[MHz]	FH[MHz]	Limit [MHz]	Verdict
11A	Ant1	5745	14.400	5738.080	5752.480	0.5	PASS
		5785	15.080	5777.440	5792.520	0.5	PASS
		5825	16.000	5817.120	5833.120	0.5	PASS
11N20SISO	Ant1	5745	15.800	5737.320	5753.120	0.5	PASS
		5785	17.320	5776.440	5793.760	0.5	PASS
		5825	17.240	5816.520	5833.760	0.5	PASS
11N40SISO	Ant1	5755	34.960	5737.480	5772.440	0.5	PASS
		5795	30.640	5781.880	5812.520	0.5	PASS
11AC20SISO	Ant1	5745	17.560	5736.200	5753.760	0.5	PASS
		5785	17.320	5776.440	5793.760	0.5	PASS
		5825	17.320	5816.480	5833.800	0.5	PASS
11AC40SISO	Ant1	5755	32.640	5738.680	5771.320	0.5	PASS
		5795	28.880	5782.440	5811.320	0.5	PASS
11AX20SISO	Ant1	5745	16.880	5736.480	5753.360	0.5	PASS
		5785	17.320	5776.200	5793.520	0.5	PASS
		5825	15.640	5817.240	5832.880	0.5	PASS
11AX40SISO	Ant1	5755	35.040	5737.480	5772.520	0.5	PASS
		5795	26.320	5783.720	5810.040	0.5	PASS

Test Graphs B4

11A_Ant1_5745

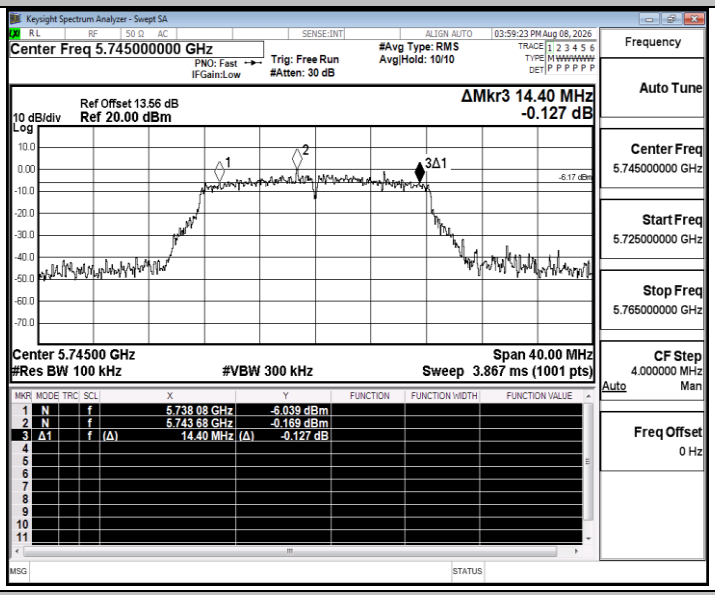

11A_Ant1_5785

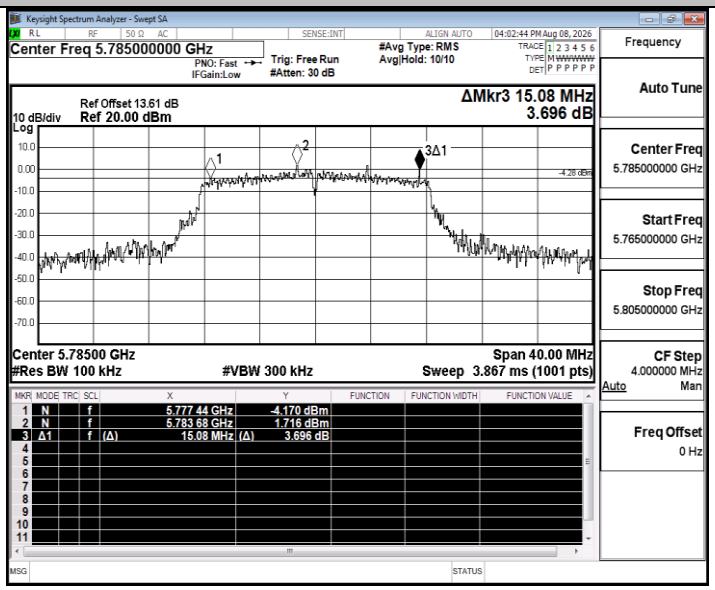

11A_Ant1_5825

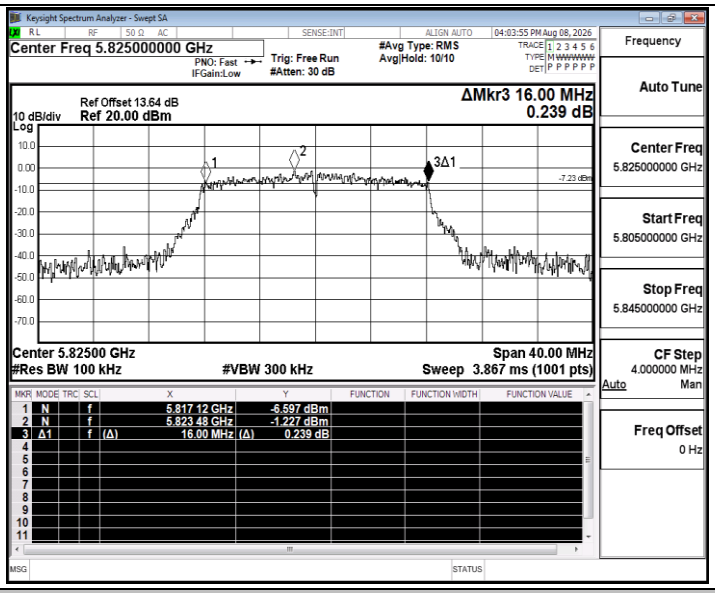

11N20SISO_Ant1_5745

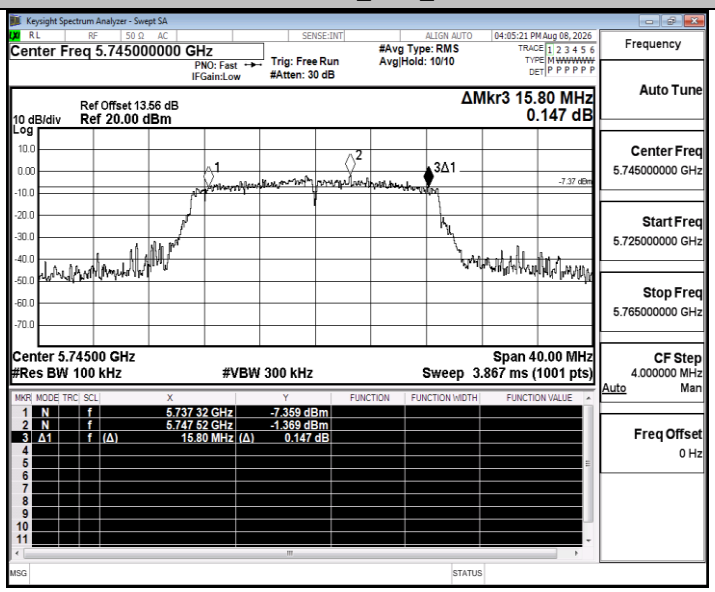

11N20SISO_Ant1_5785

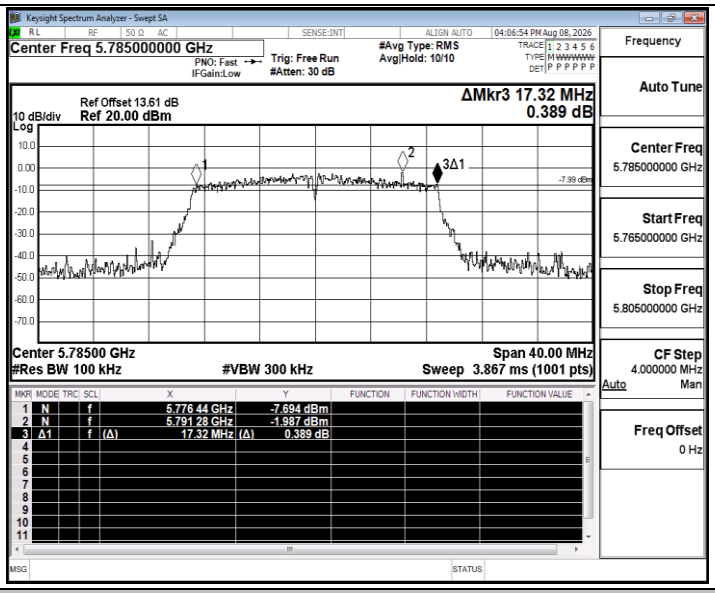

11N20SISO_Ant1_5825

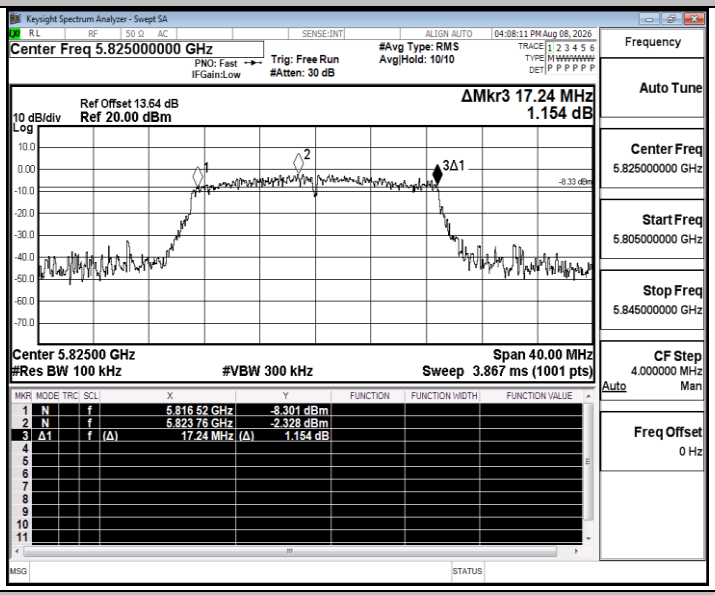

11N40SISO_Ant1_5755

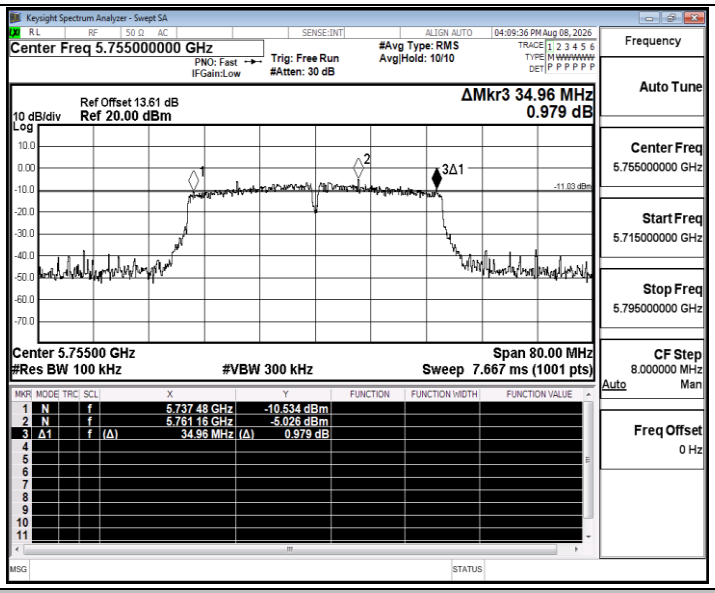

11N40SISO_Ant1_5795

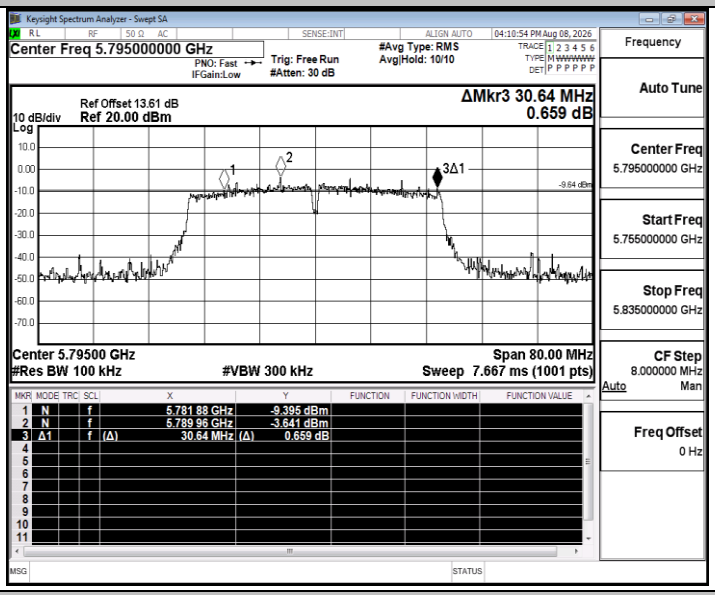

11AC20SISO_Ant1_5745

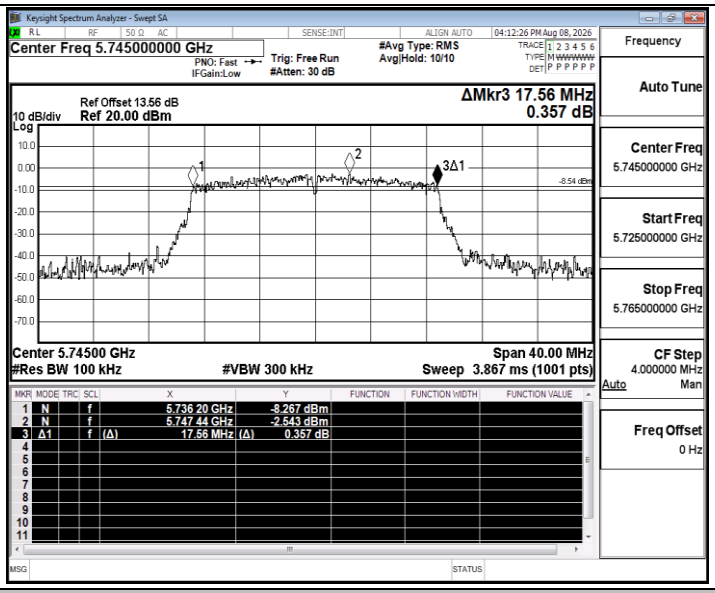

11AC20SISO_Ant1_5785

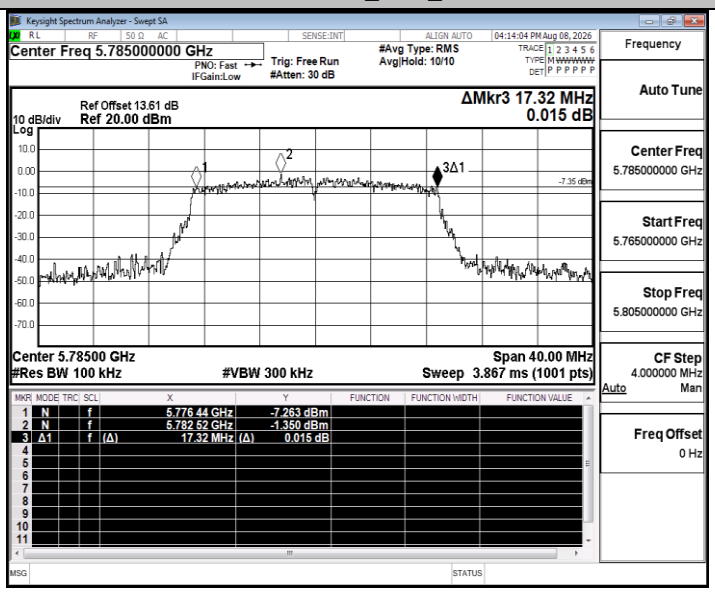

11AC20SISO_Ant1_5825

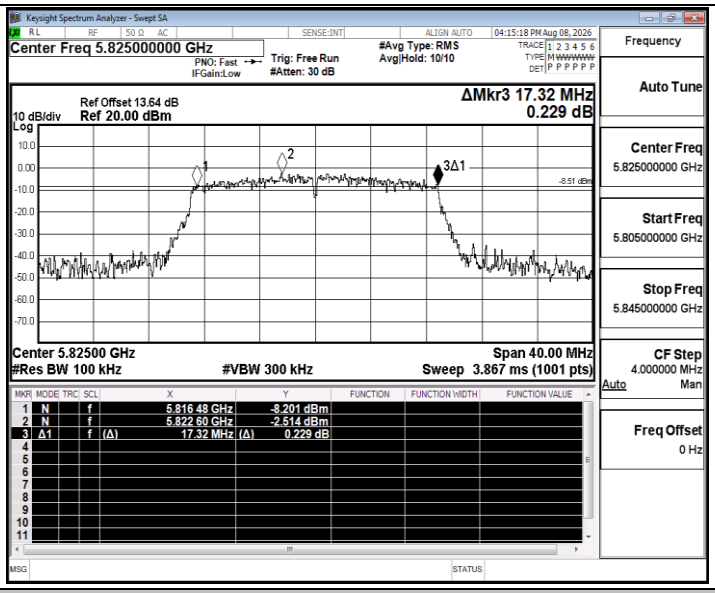

11AC40SISO_Ant1_5755

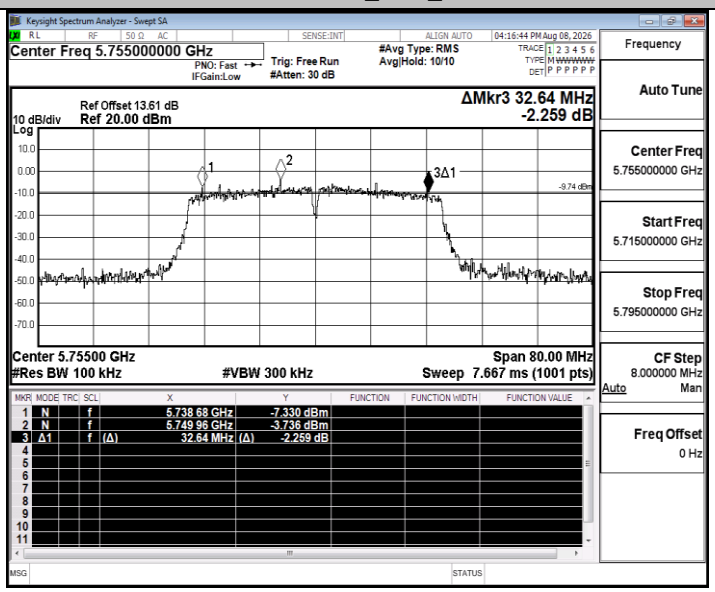

11AC40SISO_Ant1_5795

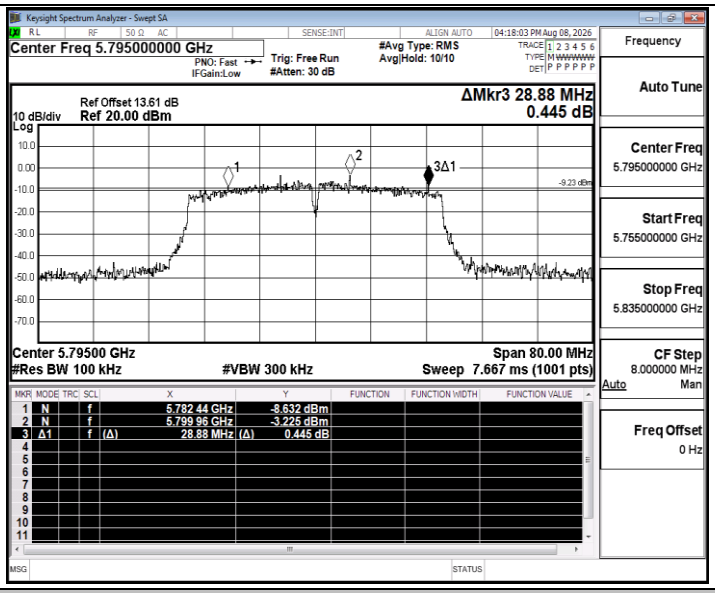

11AX20SISO_Ant1_5745

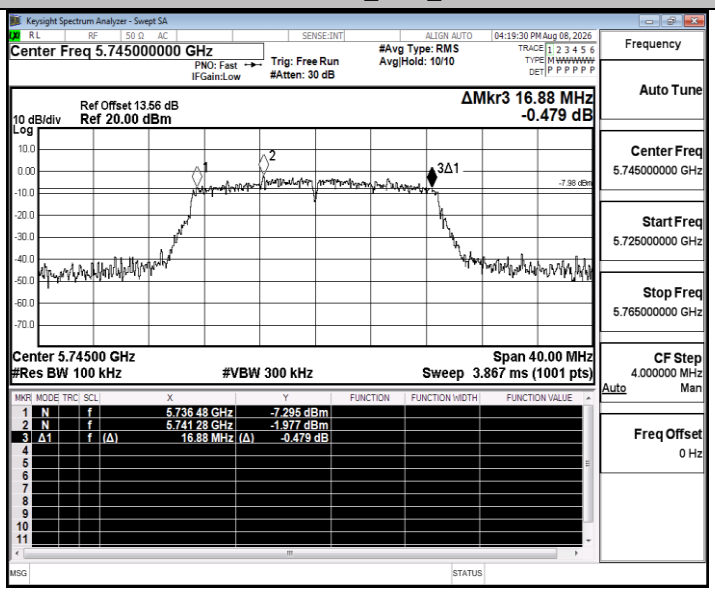

11AX20SISO_Ant1_5785

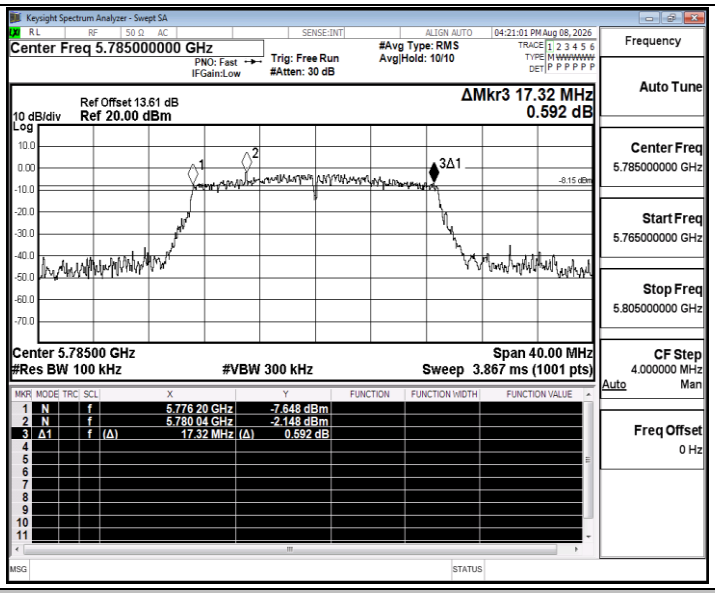

11AX20SISO_Ant1_5825

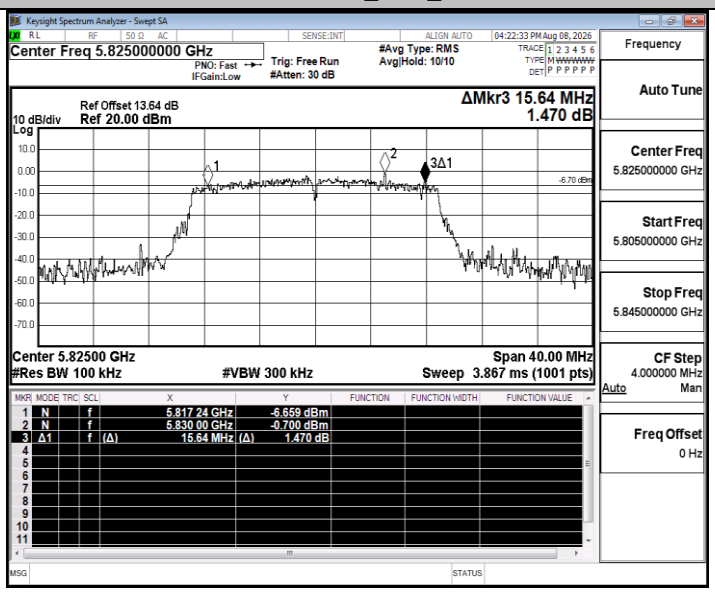

11AX40SISO_Ant1_5755

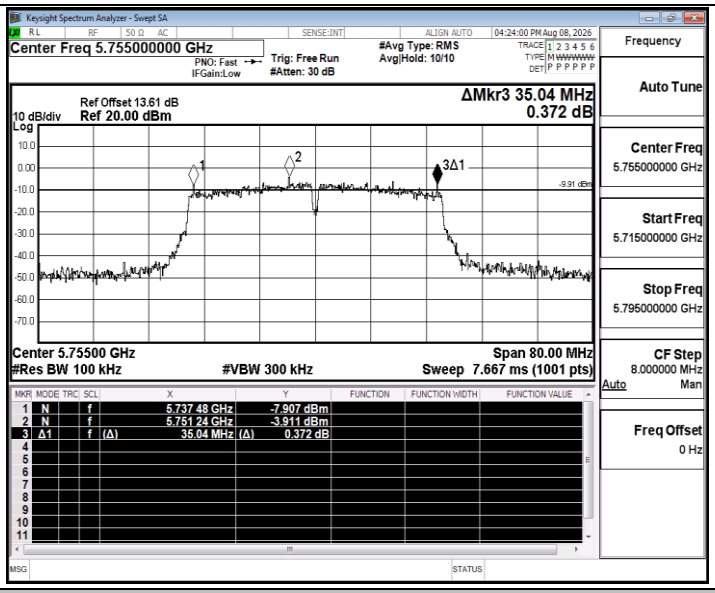

11AX40SISO_Ant1_5795

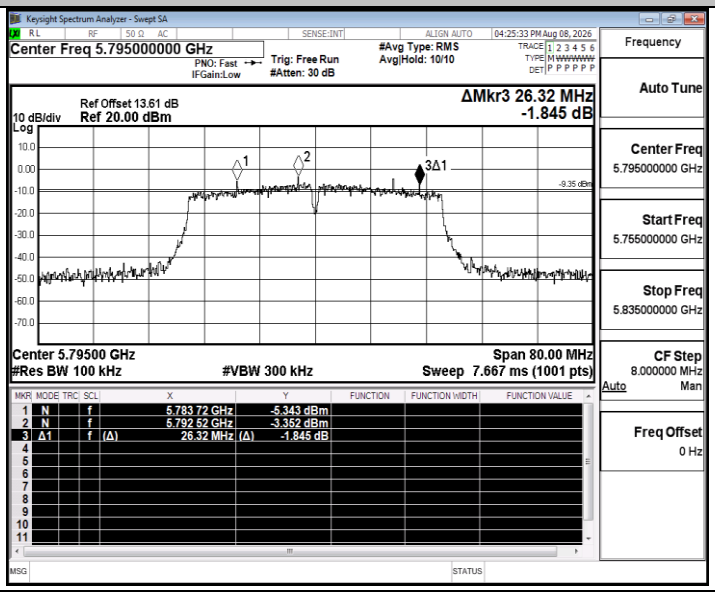

G.2 Maximum conducted output power

Test Result Channel Power

TestMode	Antenna	Freq (MHz)	TPC Mode	Measured Power [dBm]	DC Factor [dB]	Result [dBm]	Limit [dBm]	Verdict
11A	Ant1	5745	NA	13.40	0.12	13.52	≤30.00	PASS
		5785	NA	14.93	0.12	15.05	≤30.00	PASS
		5825	NA	13.46	0.12	13.58	≤30.00	PASS
11N20SISO	Ant1	5745	NA	13.04	0.13	13.17	≤30.00	PASS
		5785	NA	13.17	0.16	13.33	≤30.00	PASS
		5825	NA	13.43	0.16	13.59	≤30.00	PASS
11N40SISO	Ant1	5755	NA	12.02	0.33	12.35	≤30.00	PASS
		5795	NA	12.07	0.32	12.39	≤30.00	PASS
11AC20SISO	Ant1	5745	NA	13.34	0.13	13.47	≤30.00	PASS
		5785	NA	13.23	0.16	13.39	≤30.00	PASS
		5825	NA	13.39	0.13	13.52	≤30.00	PASS
11AC40SISO	Ant1	5755	NA	12.01	0.26	12.27	≤30.00	PASS
		5795	NA	12.13	0.26	12.39	≤30.00	PASS
11AX20SISO	Ant1	5745	NA	13.25	0.13	13.38	≤30.00	PASS
		5785	NA	13.44	0.16	13.60	≤30.00	PASS
		5825	NA	13.53	0.16	13.69	≤30.00	PASS
11AX40SISO	Ant1	5755	NA	12.08	0.32	12.40	≤30.00	PASS
		5795	NA	12.14	0.32	12.46	≤30.00	PASS

G.3 Maximum power spectral density

Test Result

TestMode	Antenna	Freq (MHz)	Raw Data [dBm/MHz]	DC Factor	RBW Factor	Result [dBm/MHz]	Limit [dBm/MHz]	Verdict
11A	Ant1	5745	-3.85	0.12	2.22	-1.51	≤30.00	PASS
		5785	-2.3	0.12	2.22	0.04	≤30.00	PASS
		5825	-3.57	0.12	2.22	-1.23	≤30.00	PASS
11N20SISO	Ant1	5745	-4.31	0.13	2.22	-1.96	≤30.00	PASS
		5785	-4.34	0.16	2.22	-1.96	≤30.00	PASS
		5825	-4	0.16	2.22	-1.62	≤30.00	PASS
11N40SISO	Ant1	5755	-8.38	0.33	2.22	-5.83	≤30.00	PASS
		5795	-8.26	0.32	2.22	-5.72	≤30.00	PASS
11AC20SISO	Ant1	5745	-4.46	0.13	2.22	-2.11	≤30.00	PASS
		5785	-4.19	0.16	2.22	-1.81	≤30.00	PASS
		5825	-4	0.13	2.22	-1.65	≤30.00	PASS
11AC40SISO	Ant1	5755	-8.53	0.26	2.22	-6.05	≤30.00	PASS
		5795	-8.41	0.26	2.22	-5.93	≤30.00	PASS
11AX20SISO	Ant1	5745	-4.32	0.13	2.22	-1.97	≤30.00	PASS
		5785	-4.13	0.16	2.22	-1.75	≤30.00	PASS
		5825	-3.81	0.16	2.22	-1.43	≤30.00	PASS
11AX40SISO	Ant1	5755	-8.36	0.32	2.22	-5.82	≤30.00	PASS
		5795	-8.38	0.32	2.22	-5.84	≤30.00	PASS

Note: 1.The Result and Limit Unit is dBm/500 kHz in the band 5.725–5.85 GHz.

Test Graphs

11A_Ant1_5745

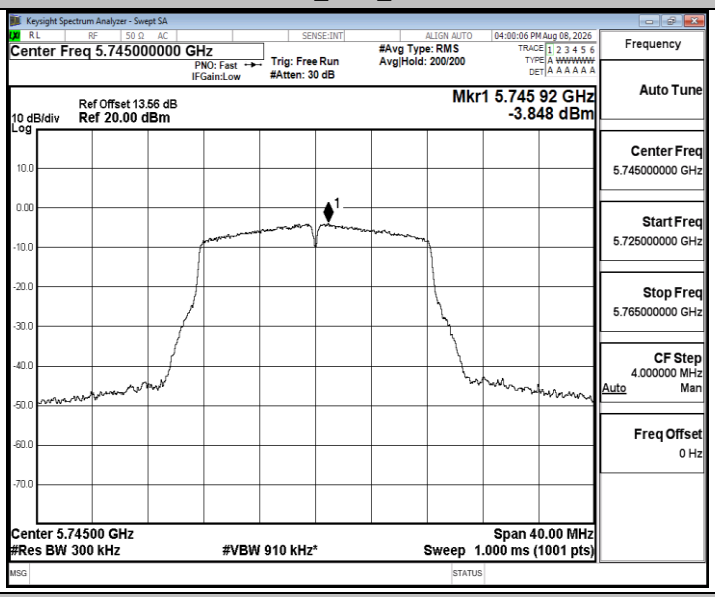

11A_Ant1_5785

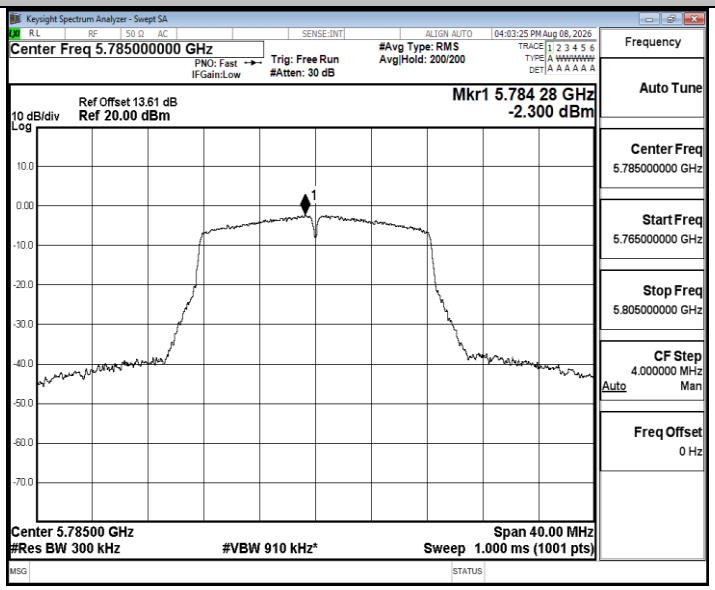

11A_Ant1_5825

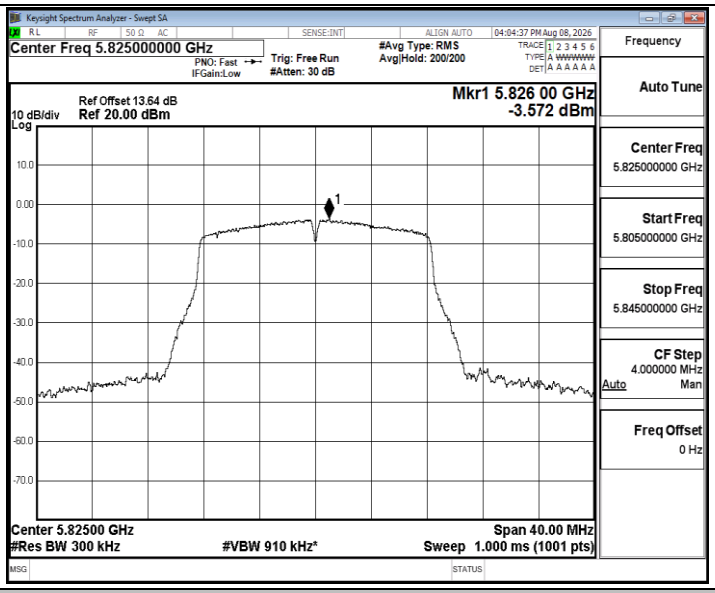

11N20SISO_Ant1_5745

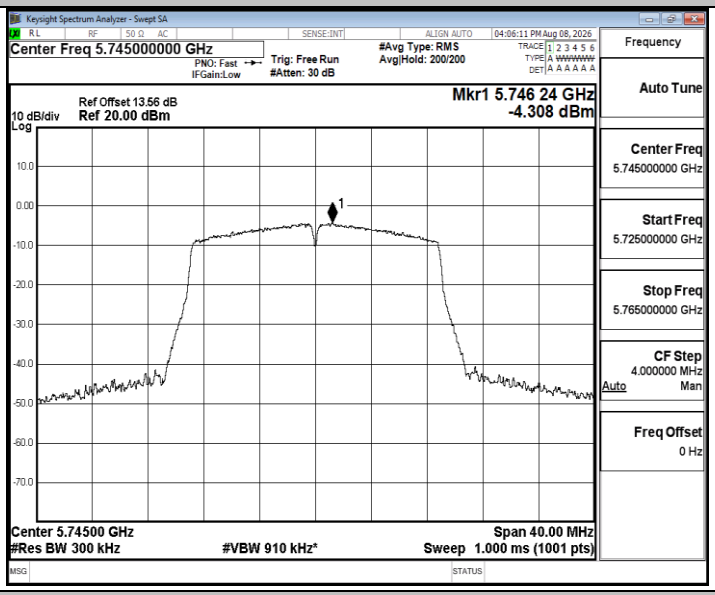

11N20SISO_Ant1_5785

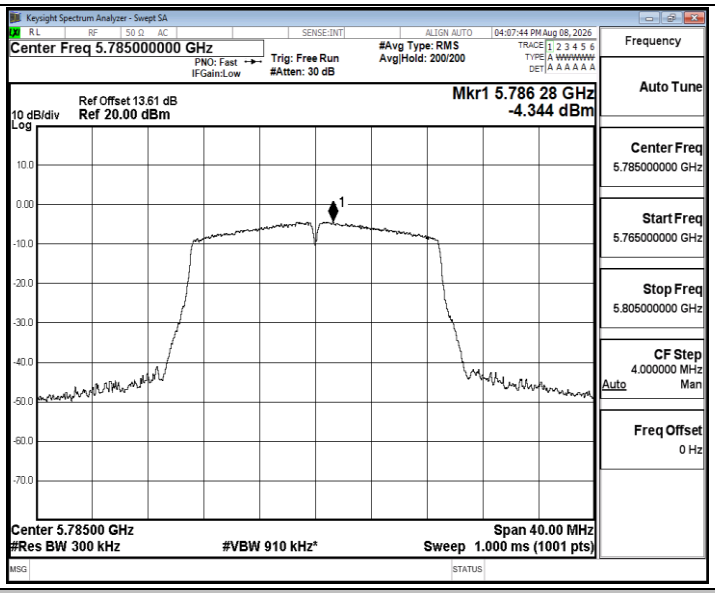

11N20SISO_Ant1_5825

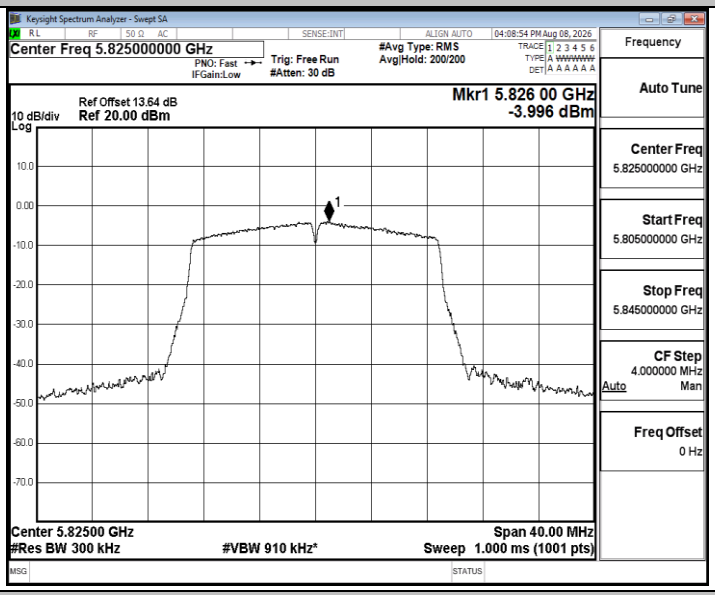

11N40SISO_Ant1_5755

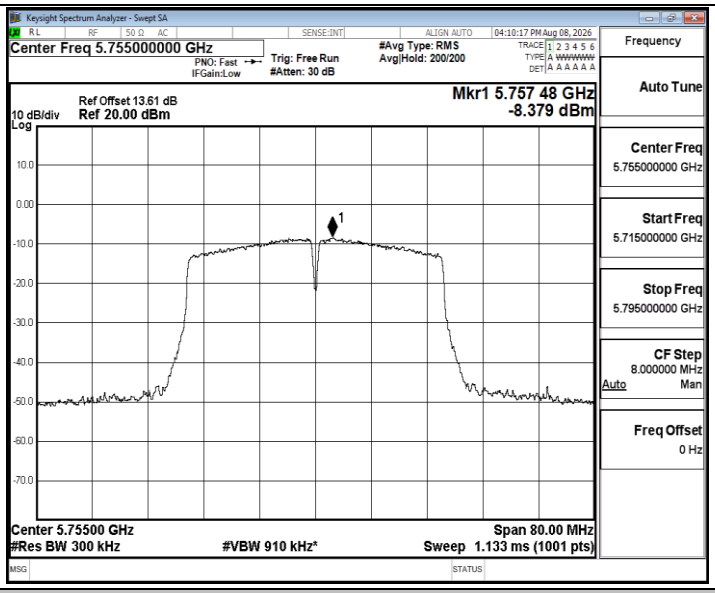

11N40SISO_Ant1_5795

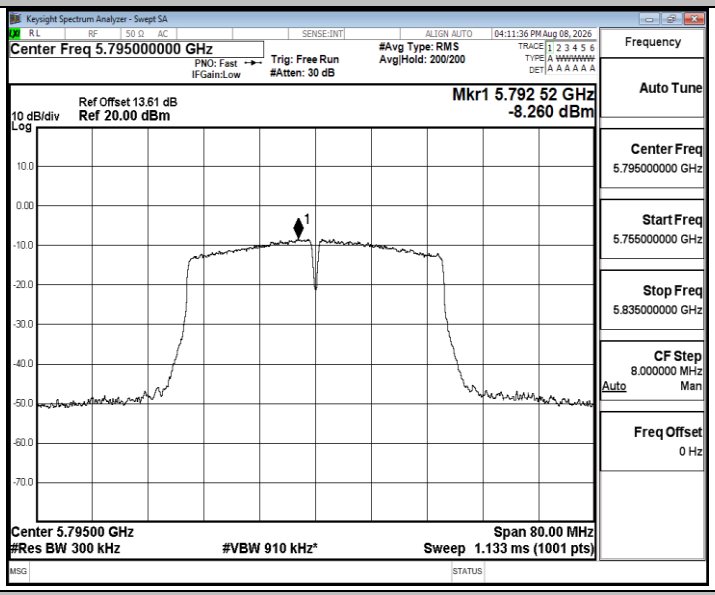

11AC20SISO_Ant1_5745

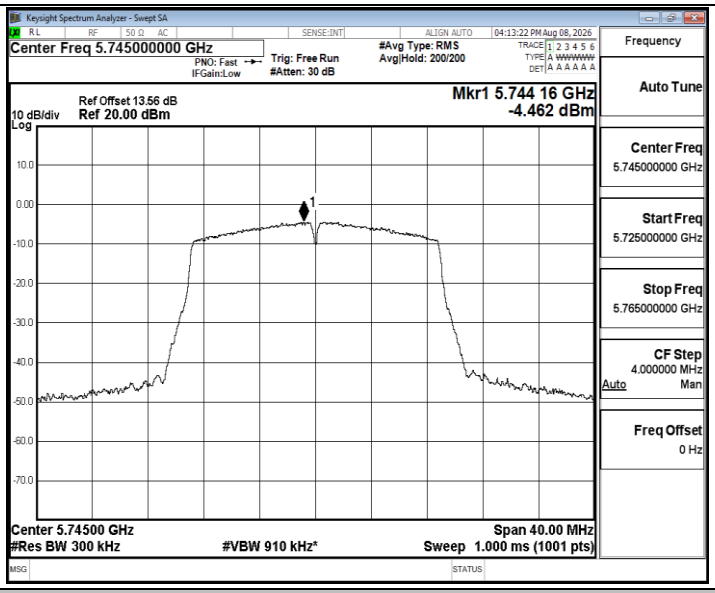

11AC20SISO_Ant1_5785

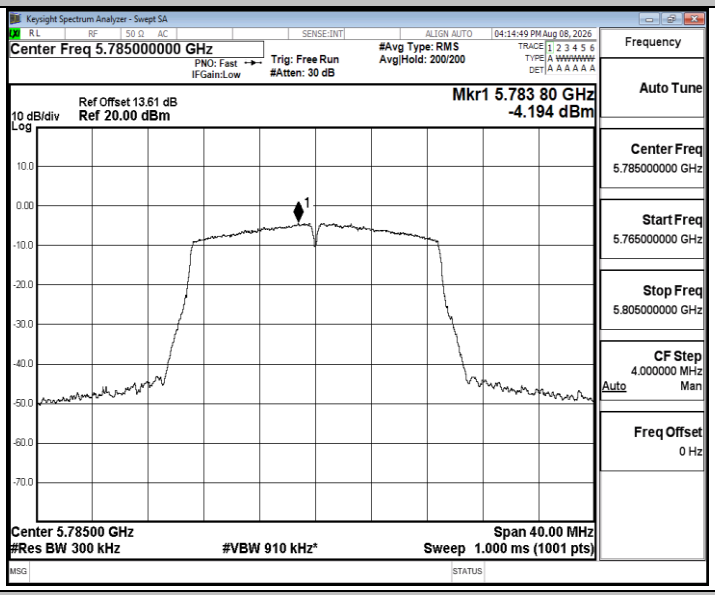

11AC20SISO_Ant1_5825

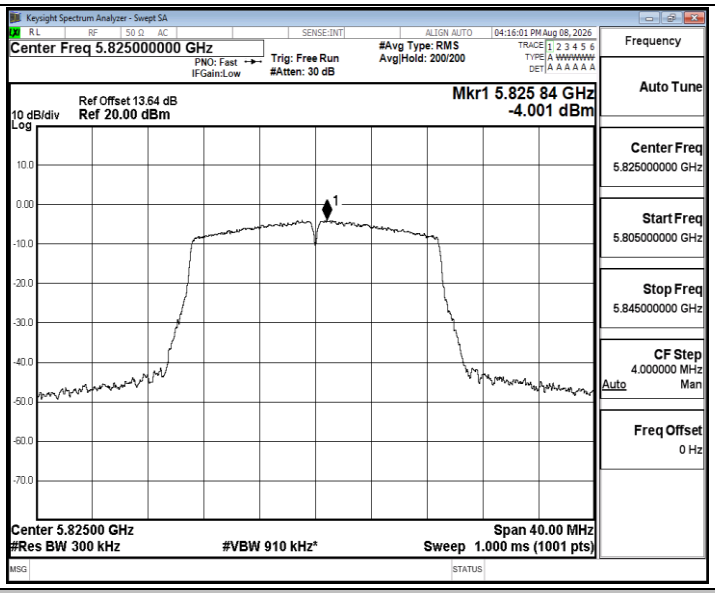

11AC40SISO_Ant1_5755

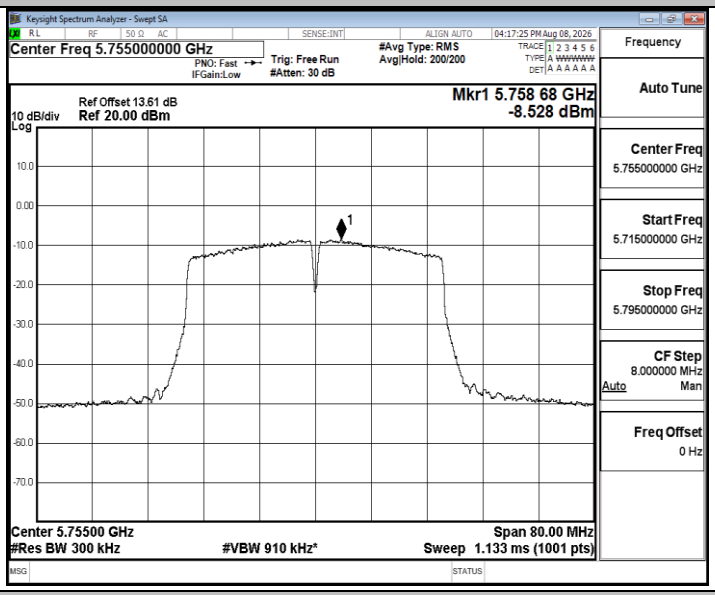

11AC40SISO_Ant1_5795

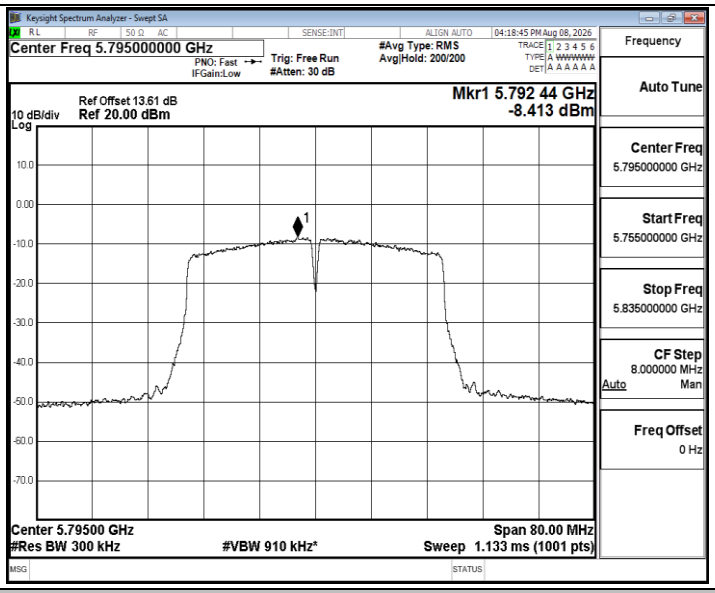

11AX20SISO_Ant1_5745

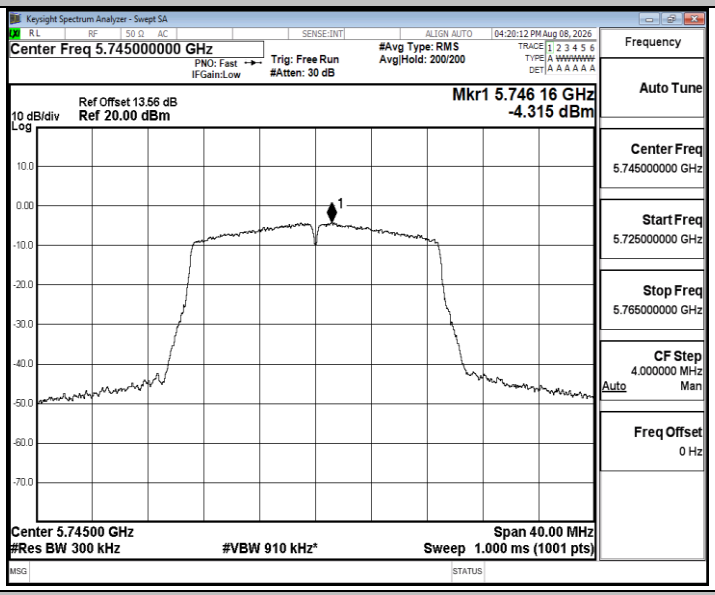

11AX20SISO_Ant1_5785

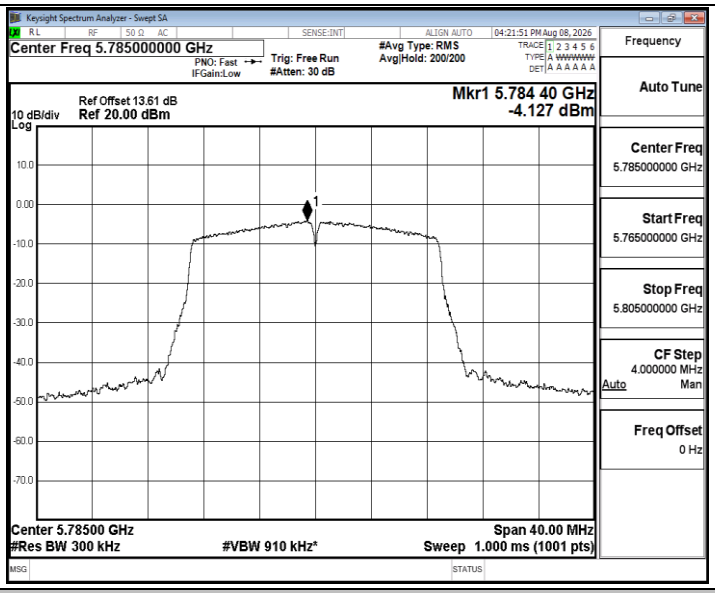

11AX20SISO_Ant1_5825

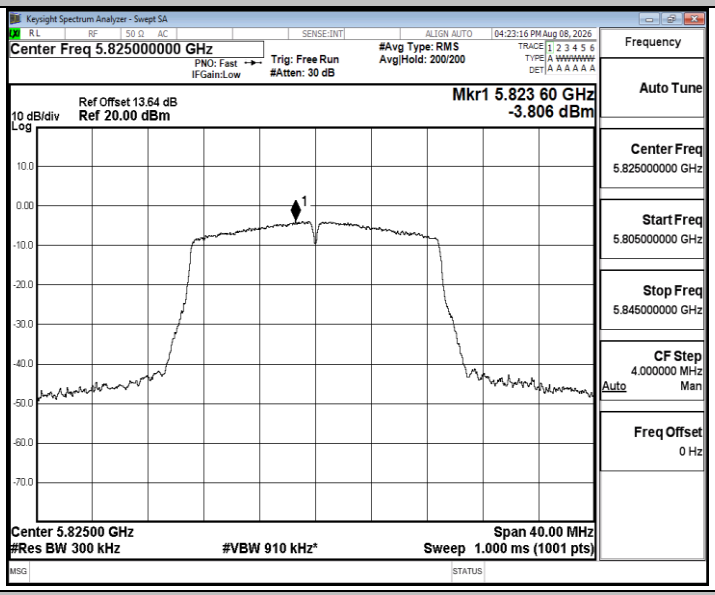

11AX40SISO_Ant1_5755

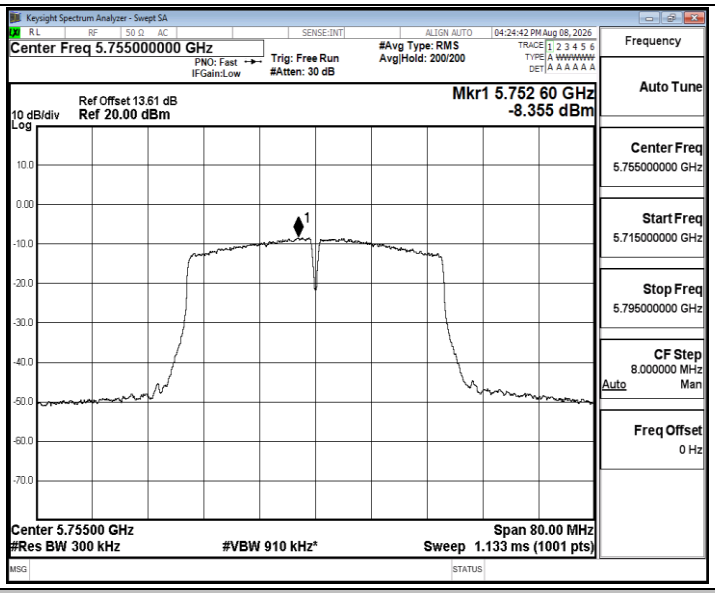

11AX40SISO_Ant1_5795

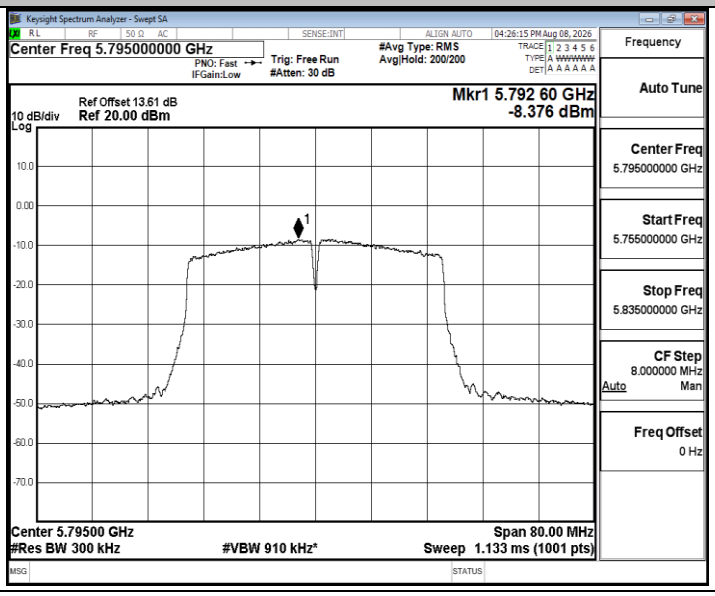

G.4 Emissions in Restricted Bands

Test Result

TestMode	Antenna	ChName	Freq (MHz)	Detector	Freq [MHz]	Result [dBm]	Limit [dBm]	Gain [dBi]	Verdict
11A	Ant1	Low	5745	Peak	5650.000	-46.432	≤-30.12	3.12	PASS
				Peak	5700.000	-45.68	≤6.88	3.12	PASS
				Peak	5720.000	-34.13	≤12.48	3.12	PASS
				Peak	5725.000	-24.38	≤23.88	3.12	PASS
		High	5825	Peak	5850.000	-33.514	≤23.88	3.12	PASS
				Peak	5855.000	-39.3	≤12.48	3.12	PASS
				Peak	5875.000	-46.1	≤6.88	3.12	PASS
				Peak	5925.000	-47.11	≤-27.00	3.12	PASS
11N20SISO	Ant1	Low	5745	Peak	5650.000	-49.224	≤-30.12	3.12	PASS
				Peak	5700.000	-46.17	≤6.88	3.12	PASS
				Peak	5720.000	-31.87	≤12.48	3.12	PASS
				Peak	5725.000	-28.32	≤23.88	3.12	PASS
		High	5825	Peak	5850.000	-32.294	≤23.88	3.12	PASS
				Peak	5855.000	-35.38	≤12.48	3.12	PASS
				Peak	5875.000	-44.08	≤6.88	3.12	PASS
				Peak	5925.000	-50.19	≤-27.00	3.12	PASS
11N40SISO	Ant1	Low	5755	Peak	5650.000	-49.527	≤-30.12	3.12	PASS
				Peak	5700.000	-47.44	≤6.88	3.12	PASS
				Peak	5720.000	-41.86	≤12.48	3.12	PASS
				Peak	5725.000	-38.5	≤23.88	3.12	PASS
		High	5795	Peak	5850.000	-38.757	≤23.88	3.12	PASS
				Peak	5855.000	-43.37	≤12.48	3.12	PASS
				Peak	5875.000	-47.79	≤6.88	3.12	PASS
				Peak	5925.000	-48.99	≤-27.00	3.12	PASS
11AC20SISO	Ant1	Low	5745	Peak	5650.000	-49.116	≤-30.12	3.12	PASS
				Peak	5700.000	-44.86	≤6.88	3.12	PASS
				Peak	5720.000	-34.57	≤12.48	3.12	PASS
				Peak	5725.000	-27.33	≤23.88	3.12	PASS
		High	5825	Peak	5850.000	-33.036	≤23.88	3.12	PASS
				Peak	5855.000	-32.67	≤12.48	3.12	PASS
				Peak	5875.000	-44.33	≤6.88	3.12	PASS
				Peak	5925.000	-47.89	≤-27.00	3.12	PASS
11AC40SISO	Ant1	Low	5755	Peak	5650.000	-49.493	≤-30.12	3.12	PASS
				Peak	5700.000	-43	≤6.88	3.12	PASS
				Peak	5720.000	-35.32	≤12.48	3.12	PASS

				Peak	5725.000	-37.11	≤23.88	3.12	PASS
		High	5795	Peak	5850.000	-41.265	≤23.88	3.12	PASS
				Peak	5855.000	-41.68	≤12.48	3.12	PASS
				Peak	5875.000	-46.14	≤6.88	3.12	PASS
				Peak	5925.000	-49.31	≤-27.00	3.12	PASS
11AX20SISO	Ant1	Low	5745	Peak	5650.000	-48.132	≤-30.12	3.12	PASS
				Peak	5700.000	-43.79	≤6.88	3.12	PASS
				Peak	5720.000	-36.77	≤12.48	3.12	PASS
				Peak	5725.000	-34.3	≤23.88	3.12	PASS
		High	5825	Peak	5850.000	-32.73	≤23.88	3.12	PASS
				Peak	5855.000	-36.62	≤12.48	3.12	PASS
				Peak	5875.000	-45.98	≤6.88	3.12	PASS
				Peak	5925.000	-48.28	≤-27.00	3.12	PASS
11AX40SISO	Ant1	Low	5755	Peak	5650.000	-48.716	≤-30.12	3.12	PASS
				Peak	5700.000	-44.58	≤6.88	3.12	PASS
				Peak	5720.000	-31.97	≤12.48	3.12	PASS
				Peak	5725.000	-39.4	≤23.88	3.12	PASS
		High	5795	Peak	5850.000	-40.531	≤23.88	3.12	PASS
				Peak	5855.000	-44.46	≤12.48	3.12	PASS
				Peak	5875.000	-47.54	≤6.88	3.12	PASS
				Peak	5925.000	-47.1	≤-27.00	3.12	PASS

Note:

1. The Antenna Gain is compensated in the graph.

Test Graphs

11A_Ant1_Low_5745_Peak

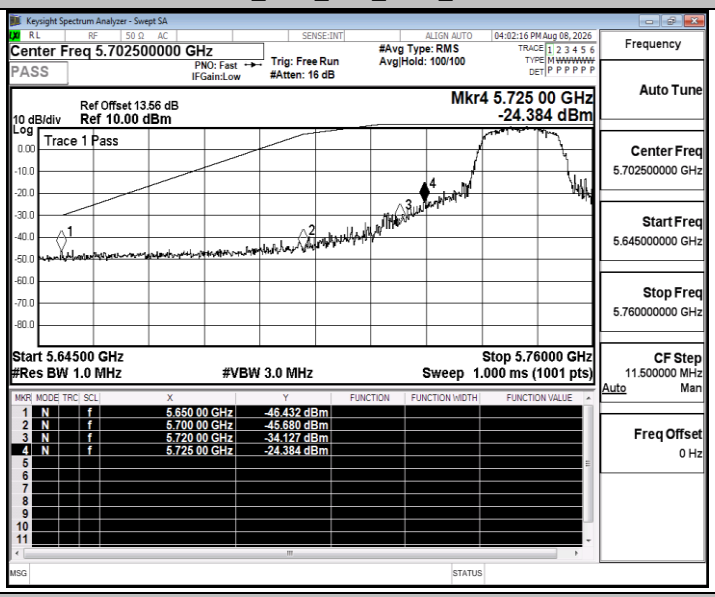

11A_Ant1_High_5825_Peak

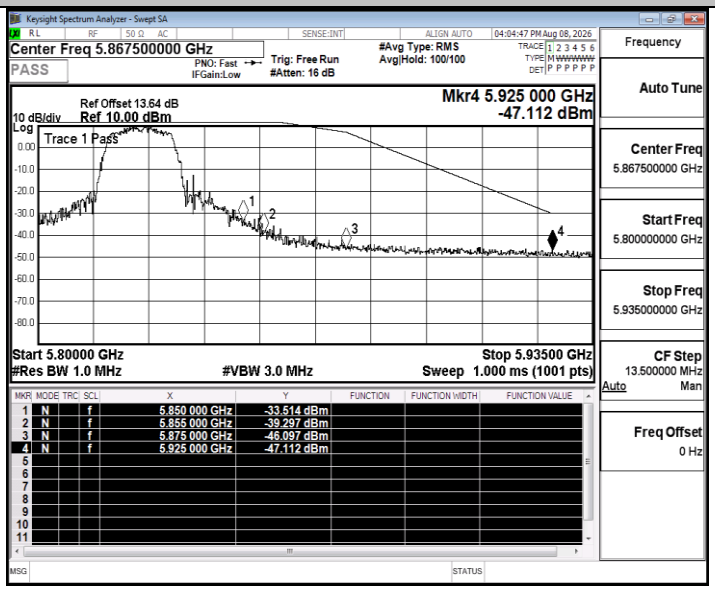

11N20SISO_Ant1_Low_5745_Peak