Smart [Home]
by SK telecom

My Hero Instruction manual

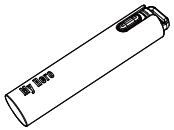

My Hero
'My Hero' to Protect You in an Emergency

Product Characteristics

1. Siren
   - When in emergency, pull out the body case of My Hero, The device will blow a 90dB siren.
2. 112-message report
   - If you set up the 112-message report function on the Smart[Home] App., it will send a message to the police 20 seconds after you separate the cover of the device.
3. Send an urgent message to an acquaintance
   - If you set up the receiver as another person, an emergency message will be sent to that person automatically when you separate the cover of the device.
4. Send location to police and acquaintances
   - If you set up the location tracing function on the Smart[Home] App., your location will be sent to the police and that person automatically when you separate the cover of the device.
5. Automatic Recording
   - When you separate the cover of the device, it will automatically start to record for 3 minutes. You can check the recorded file using the Smart[Home] App.
6. loss prevention function
   - You can set up the loss prevention function of your My Hero using the Smart[Home] App.
7. Completion
   - You can power down the instrument by pressing the button for more than 5 seconds.

Product components

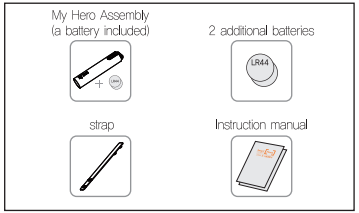

Component Names

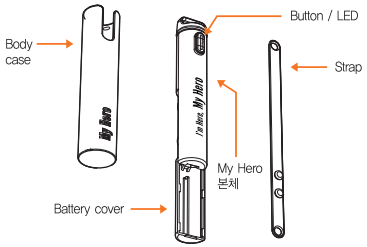

Product Specifications

Rated voltage	DC3V
Battery	LR44
Communication mode	Bluetooth 4.1
Size	W*D*H 16.8 X 16.8 X 82.5(mm)
Certification details	KC certification

Connecting the strap

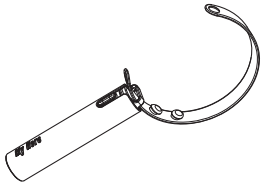

1. Insert a short side of a strap into a main cap at the top of a main body of the product as shown in the picture.
2. Connect the short side of the strap which is inserted in the main cap to a groove. Connect with the groove on the other side as well.

Battery Replacement Method

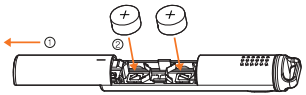

1. Pull out the inner case of the product and separate the battery cover on the back by pushing it in the direction of the arrow to separate a used battery.
2. Insert the battery to a battery holder in the front rear as shown in the picture. Then, assemble the unit.

※Caution : To prevent mistake reporting to 112, turn off the device or disable My Hero from the Smart Home App.

112 report will be sent in 20 seconds after removing the cover, so if the cover is removed accidentally, put the cover back on within 20 seconds.

Service Center

Hompage www.sktsmarthome.com

Cautions

- My Hero only works via Bluetooth communication with the Smart [Home] App. Mobile phone must be connected to GPS and Internet for use of 112 SMS reporting and emergency message service.
- My Hero is affected by communication and Internet conditions. SMS may not be sent 100%, depending on your environment.
- Due to the nature of Bluetooth, which is sensitive to a frequency band, a disconnection with a mobile phone may arise depending on the user's environment.
- This product does not have a waterproof function, which can cause a malfunction if water is permeated inside.
- When using a variety of Bluetooth products at the same time, the usage may be restricted depending on the type of smartphone.
  (The quality assurance does not apply to products that have been intentionally disassembled)
- Please be sure to use a proper battery (LR44).
- Depending on the number of SOS use, environment and individual's habits, the battery consumption rate may vary.

Product Warranty

- This product has been manufactured through strict quality control and technical verification.
- The manufacture warranty period is for 6 months from the date of purchase.
- Repair costs will be charged regarding mechanic failure caused by user's negligence.
- The company will not be responsible for the damages done to the product caused by the user's negligence.
- Since this product is a short-distance wireless communication product for preventing lost, it does not guarantee distant situation.

Model Name	EHSTY01
Product name	My Hero
KC authentication number	R-CRM-EHI-SOS01
Rating	3V
Identification code	R-CRM-EHI-SOS01
Date of purchase	year month day
Place of purchase	
Guarantee period	Six months from the date of purchase
Manufacturer/Country	EHI Co.,Ltd. / Korea
Agent	SK Telecom

CAUTION: Keep the battery out of the reach of children, seek immediate medical attention when it is swallowed, because it can lead to serious injury or death. (serious burns may occur within 2 hours)

IMPORTANT SAFETY INFORMATION

This device complies with Industry Canada's licence-exempt RSSs. Operation is subject to the following two conditions:
(1) This device may not cause interference; and
(2) This device must accept any interference, including interference that may cause undesired operation of the device.
Le présent appareil est conforme aux CNR d'Industrie Canada applicables aux appareils radio exempts de licence. L'exploitation est autorisée aux deux conditions suivantes :
(1) l'appareil ne doit pas produire de brouillage, et
(2)l'utilisateur de l'appareil doit accepter tout brouillage radioélectrique subi, même si le brouillage est susceptible d'en compromettre le fonctionnement.

FCC Compliance Statement

This device complies with part 15 of the FCC rules. Operation is subject to the following two conditions: (1) This device may not cause harmful interference, and (2) this device must accept any interference received, including interference that may cause undesired operation.

FCC Interference Statement

This equipment has been tested and found to comply with the limits for a Class B digital device, pursuant to part 15 of the FCC Rules. These limits are designed to provide reasonable protection against harmful interference in a residential installation. This equipment generates, uses and can radiate radio frequency energy and, if not installed and used in accordance with the instructions, may cause harmful interference to radio communications. However, there is no guarantee that interference will not occur in a particular installation. If this equipment does cause harmful interference to radio or television reception, which can be determined by turning the equipment off and on, the user is encouraged to correct the interference by one of the following measures:
• Reorient or relocate the receiving antenna.
• Increase the separation between the equipment and receiver.
• Connect the equipment into an outlet on a circuit different from which the receiver is connected. • Consult the dealer or an experienced radio/TV technician for help.

FCC Caution
Any changes or modifications not expressly approved by the party responsible for compliance could void the user's authority to operate this equipment.
RF Exposure Statement :
The equipment complies with FCC/IC RF radiation exposure limits set forth for an uncontrolled environment.
This device and its antenna must not be co-located or operation in conjunction with any other antenna or transmitter.

Déclaration d'exposition aux radiations
Cet équipement est conforme aux limites d'exposition aux rayonnements FCC/IC établies pour un environnement non con trôlé.
Cet émetteur ne doit pas être co-localisé ou fonctionner en conjonction avec une autre antenne ou un autre émetteur.