3DH5_Ant1_2402

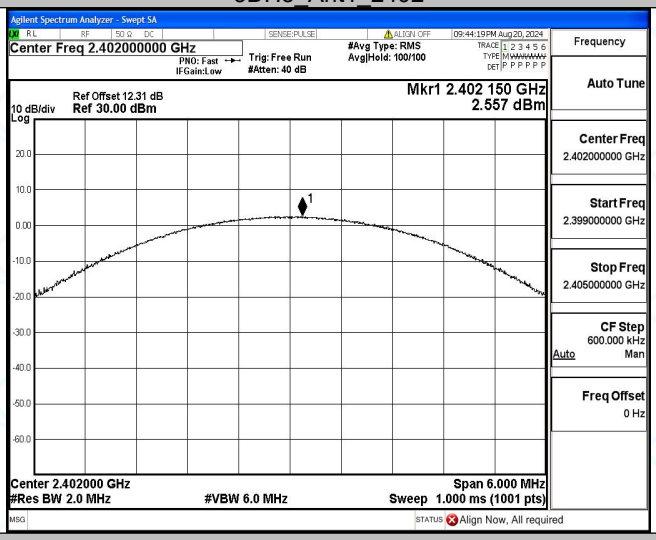

3DH5_Ant1_2441

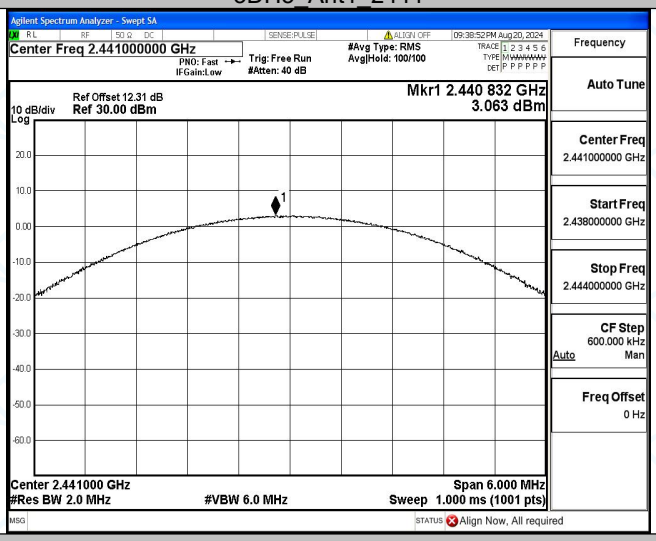

3DH5_Ant1_2480

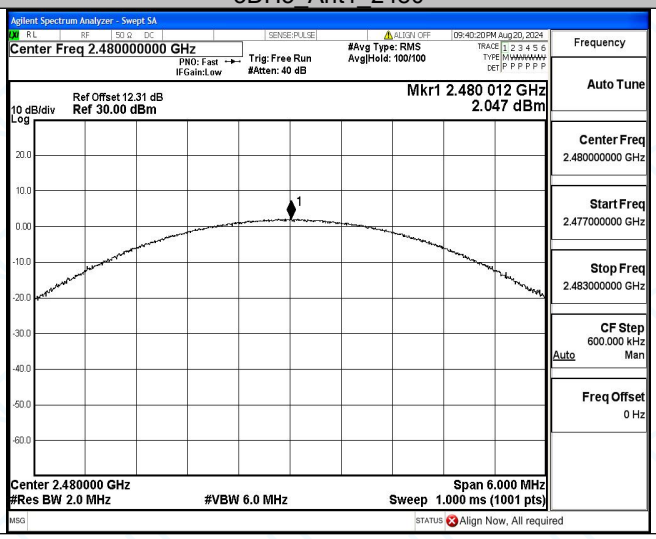

Appendix C: Carrier frequency separation

Test Result

Test Mode	Antenna	Freq(MHz)	Result[MHz]	Limit[MHz]	Verdict
DH5	Ant1	Hop	0.97	≥0.680	PASS
2DH5	Ant1	Hop	1.034	≥0.878	PASS
3DH5	Ant1	Hop	0.992	≥0.874	PASS

Test Graphs

DH5_Ant1_Hop

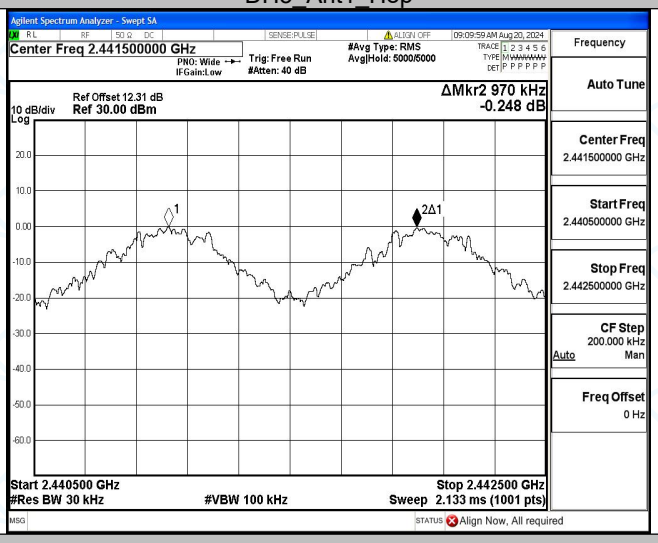

2DH5_Ant1_Hop

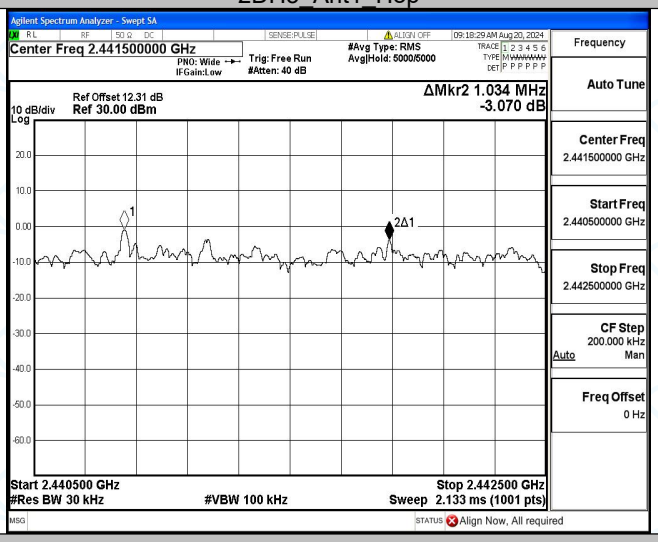

3DH5_Ant1_Hop

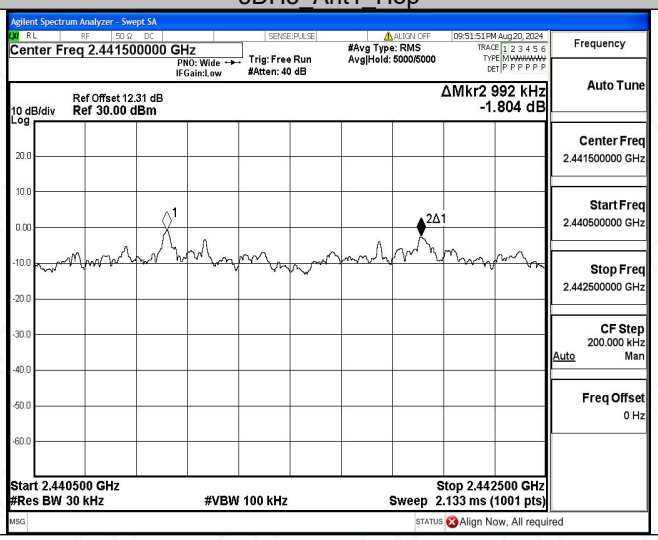

Appendix D: Dwell Time

Test Result

Test Mode	Antenna	Freq(MHz)	BurstWidth [ms]	TotalHops [Num]	Result[s]	Limit[s]	Verdict
DH1	Ant1	Hop	0.381	320	0.122	≤0.4	PASS
DH3	Ant1	Hop	1.638	160	0.262	≤0.4	PASS
DH5	Ant1	Hop	2.885	106.67	0.308	≤0.4	PASS
2DH1	Ant1	Hop	0.390	320	0.125	≤0.4	PASS
2DH3	Ant1	Hop	1.643	160	0.263	≤0.4	PASS
2DH5	Ant1	Hop	2.891	106.67	0.308	≤0.4	PASS
3DH1	Ant1	Hop	0.390	320	0.125	≤0.4	PASS
3DH3	Ant1	Hop	1.642	160	0.263	≤0.4	PASS
3DH5	Ant1	Hop	2.893	106.67	0.309	≤0.4	PASS

Test Graphs

DH1_Ant1_Hop

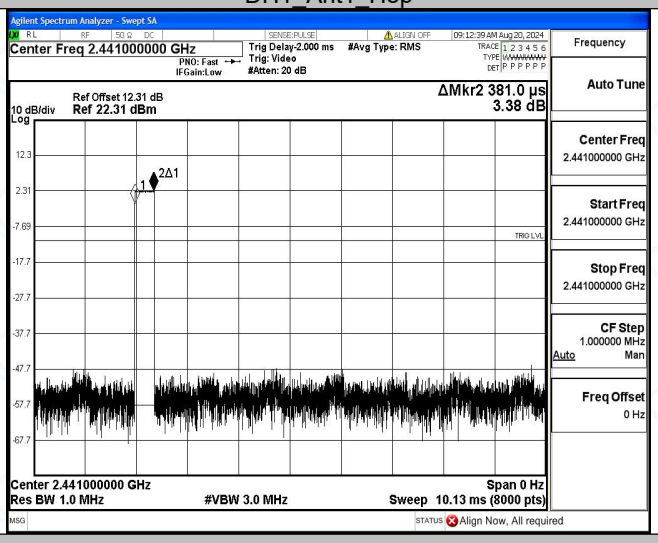

DH3_Ant1_Hop

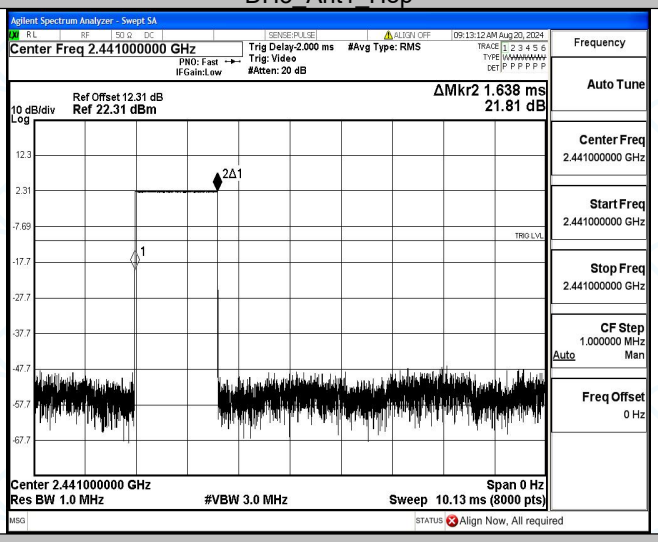

DH5_Ant1_Hop

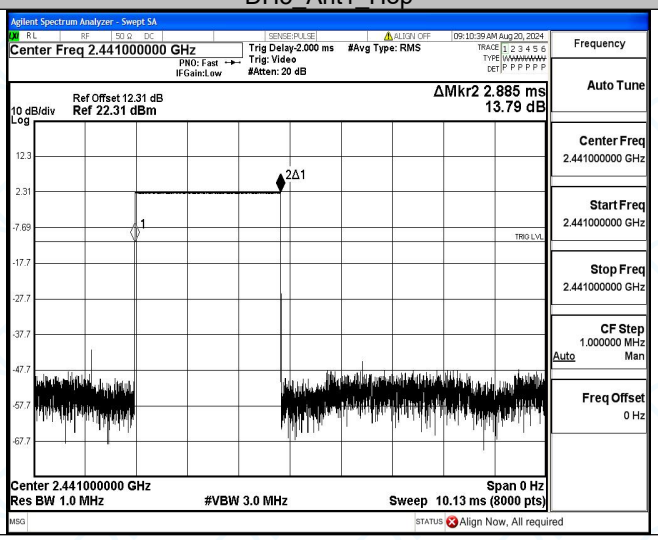

2DH1_Ant1_Hop

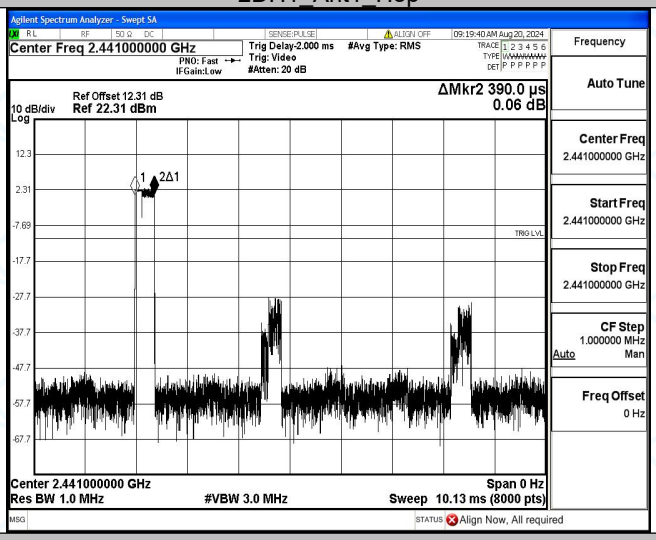

2DH3_Ant1_Hop

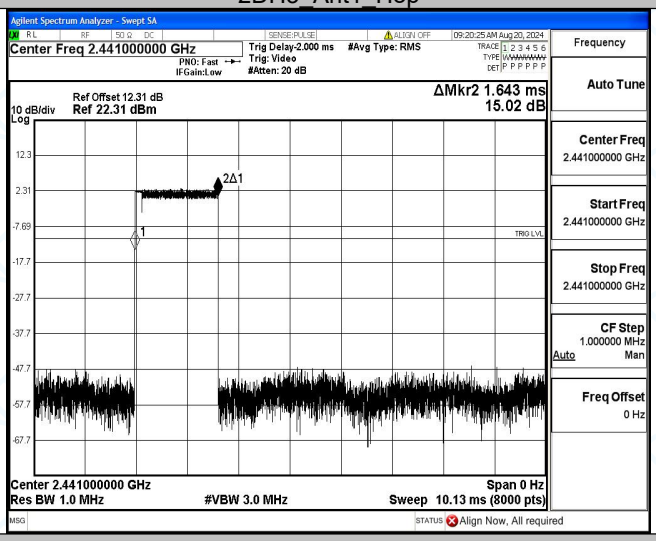

2DH5_Ant1_Hop

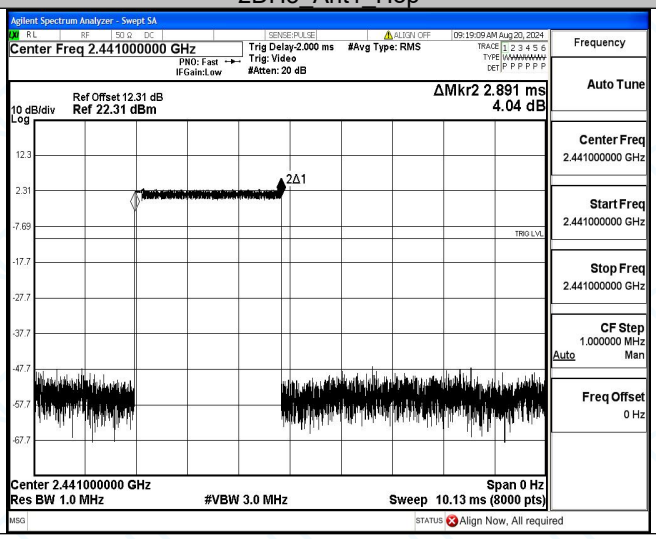

3DH1_Ant1_Hop

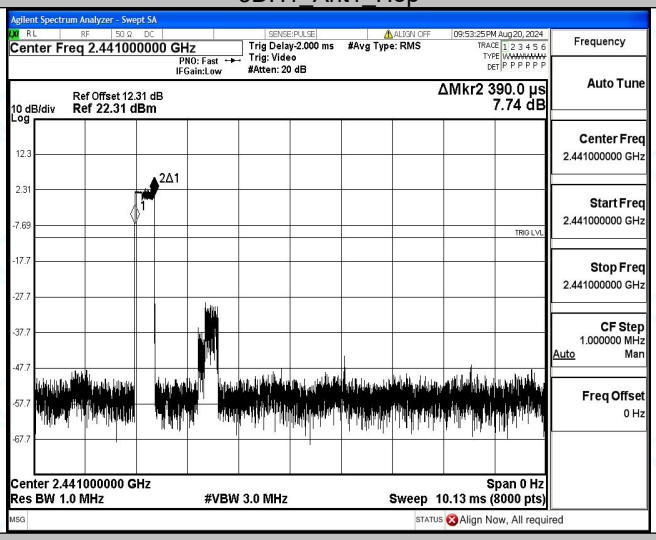

3DH3_Ant1_Hop

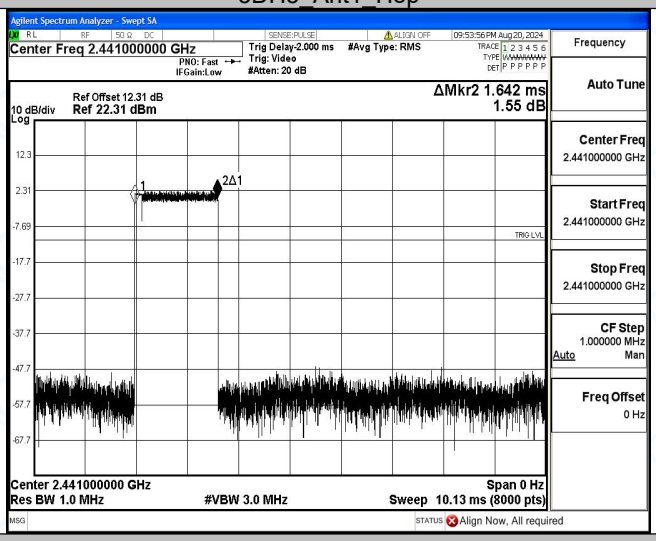

3DH5_Ant1_Hop

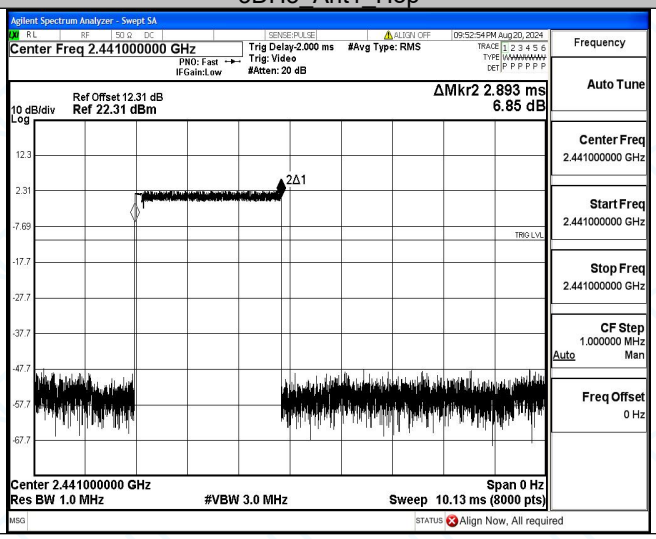

Appendix F: Number of hopping channels

Test Result

TestMode	Antenna	Freq(MHz)	Result[Num]	Limit[Num]	Verdict
DH5	Ant1	Hop	79	≥15	PASS
2DH5	Ant1	Hop	79	≥15	PASS
3DH5	Ant1	Hop	79	≥15	PASS

Test Graphs

DH5_Ant1_Hop

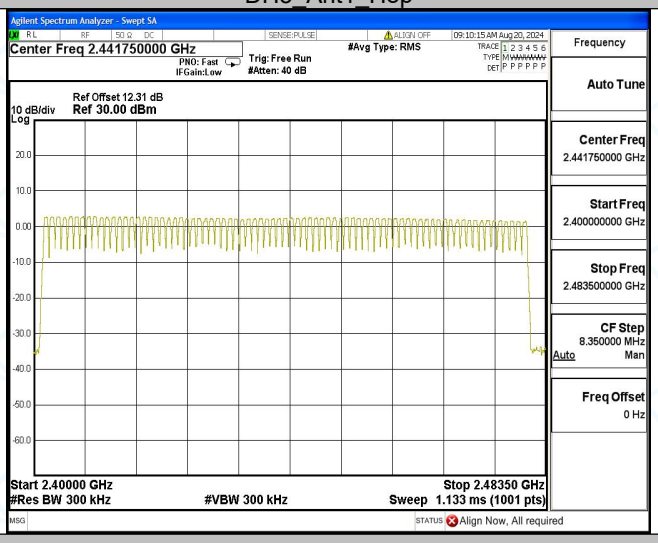

2DH5_Ant1_Hop

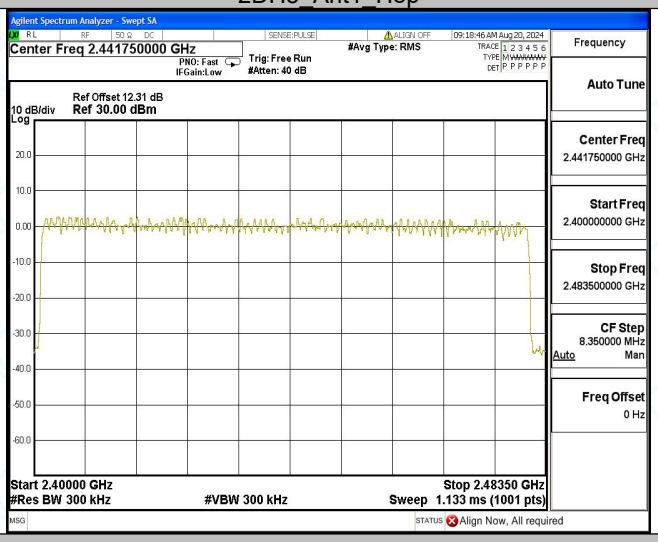

3DH5_Ant1_Hop

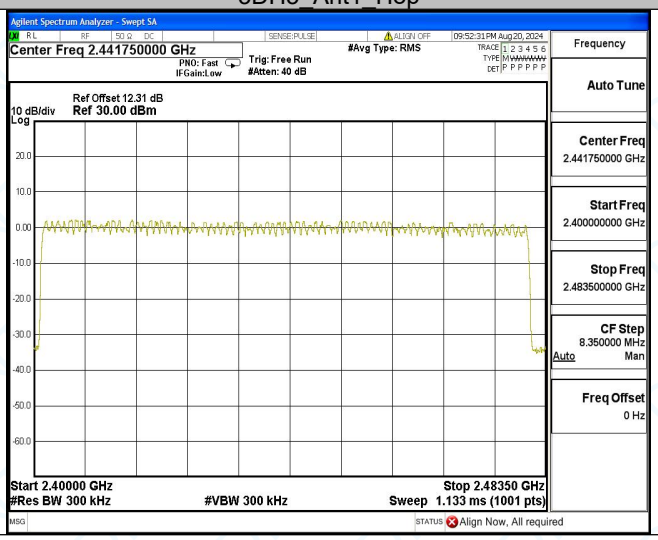

Appendix F: Band edge measurements

Test Result

Test Mode	Antenna	Ch Name	Freq(MHz)	Ref Level [dBm]	Result [dBm]	Limit [dBm]	Verdict
DH5	Ant1	Low	2402	-0.56	-51.89	≤-20.56	PASS
		High	2480	-2.21	-51.82	≤-22.21	PASS
		Low	Hop_2402	-0.44	-51.33	≤-20.44	PASS
		High	Hop_2480	-0.42	-51.21	≤-20.42	PASS
2DH5	Ant1	Low	2402	-0.53	-51.86	≤-20.53	PASS
		High	2480	-1.96	-51.67	≤-21.96	PASS
		Low	Hop_2402	-6.23	-51.58	≤-26.23	PASS
		High	Hop_2480	-1.05	-51.49	≤-21.05	PASS
3DH5	Ant1	Low	2402	-0.71	-51.65	≤-20.71	PASS
		High	2480	-3.29	-46.51	≤-23.29	PASS
		Low	Hop_2402	-2.53	-51.14	≤-22.53	PASS
		High	Hop_2480	-1.43	-52.03	≤-21.43	PASS

.

Test Graphs

DH5_Ant1_Low_2402

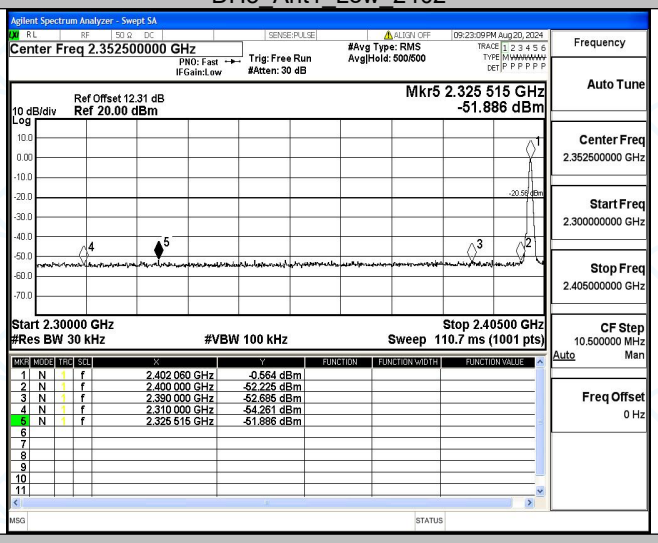

DH5_Ant1_High_2480

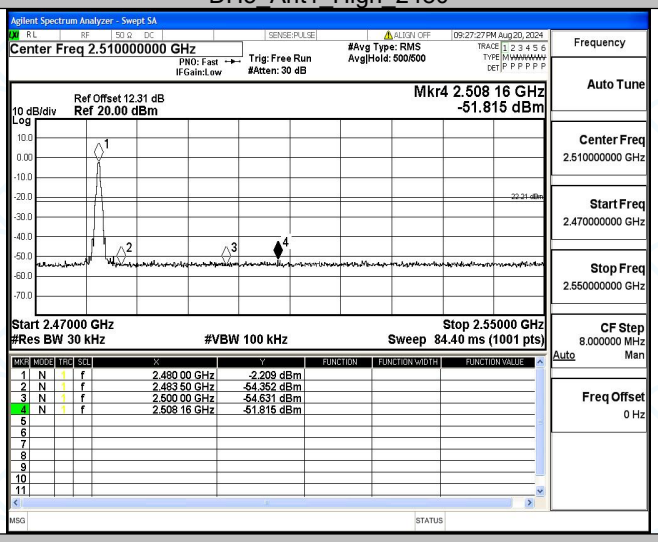

DH5_Ant1_Low_Hop_2402

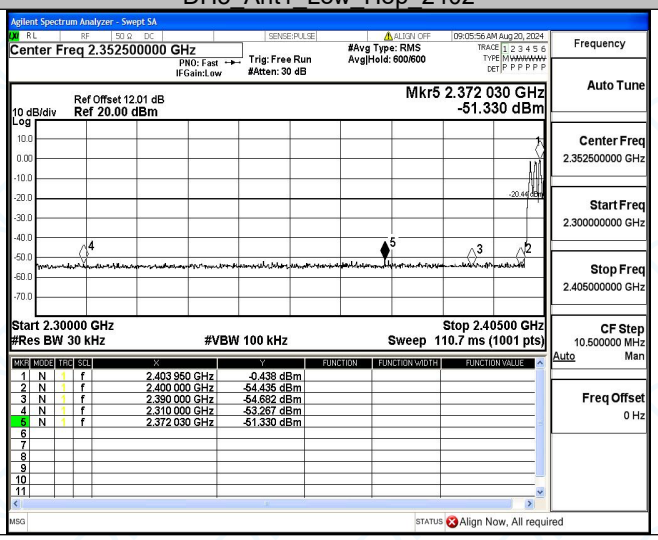

DH5_Ant1_High_Hop_2480

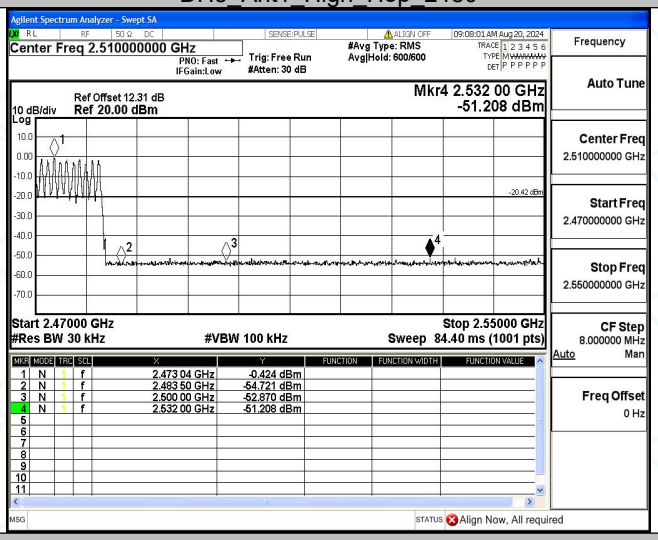

2DH5_Ant1_Low_2402

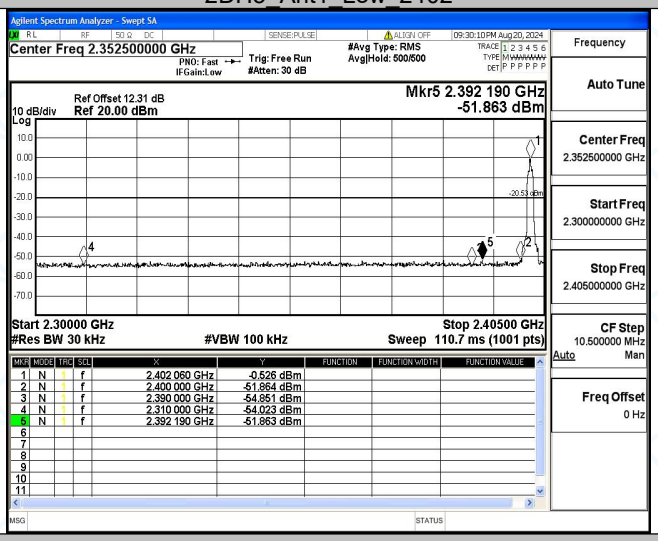

2DH5_Ant1_High_2480

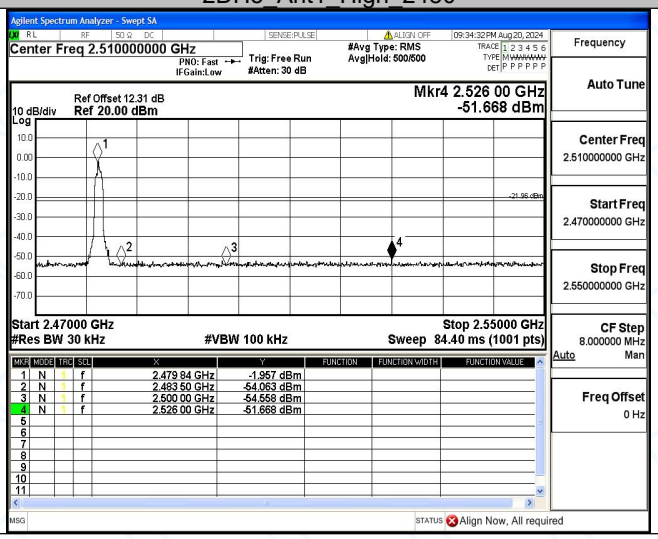

2DH5_Ant1_Low_Hop_2402

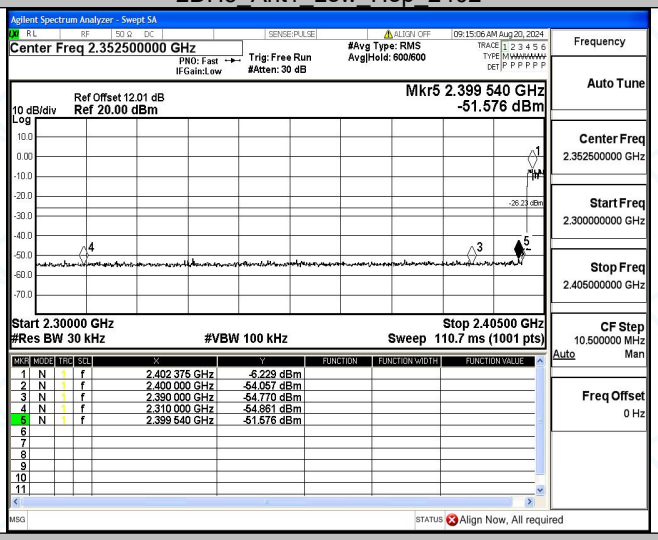

2DH5_Ant1_High_Hop_2480

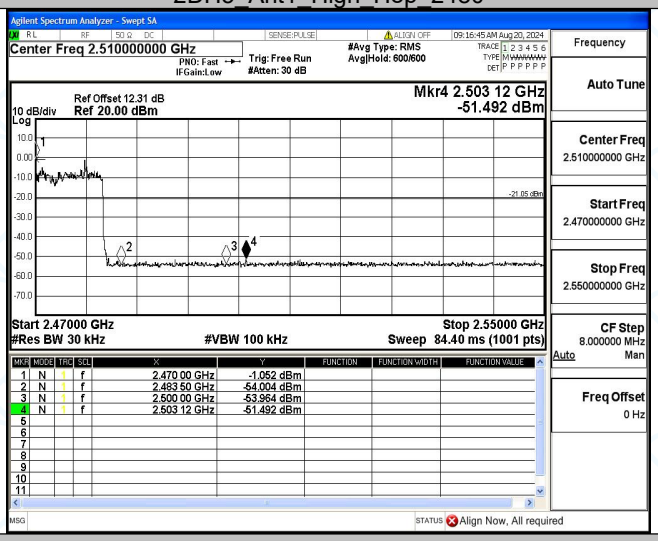

3DH5_Ant1_Low_2402

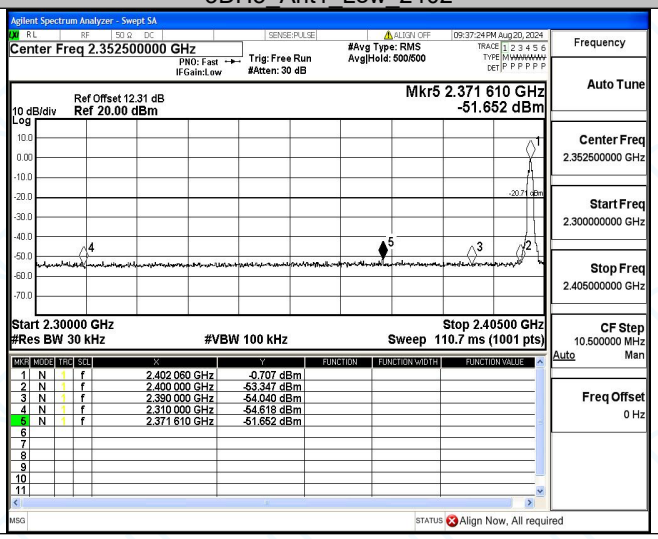

3DH5_Ant1_High_2480

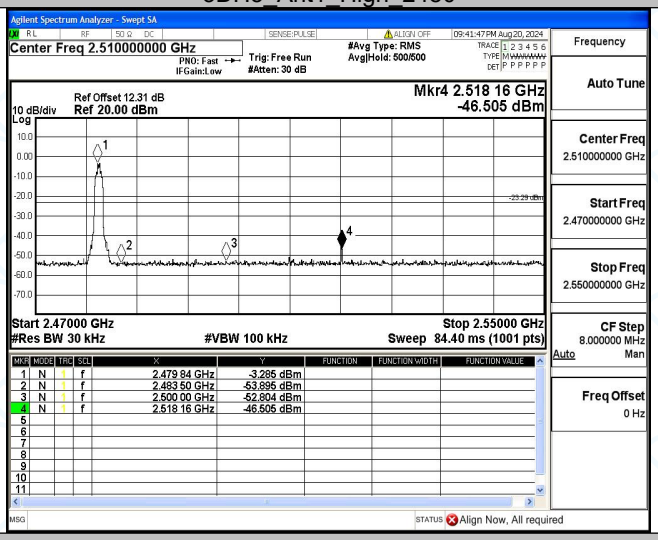

3DH5_Ant1_Low_Hop_2402

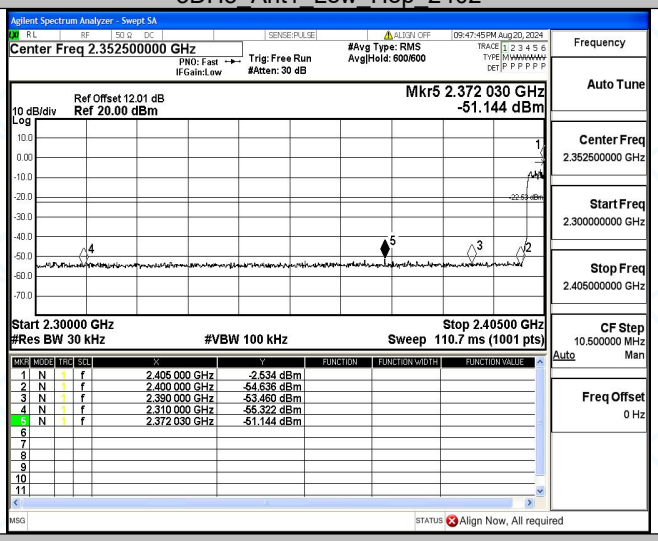

3DH5_Ant1_High_Hop_2480

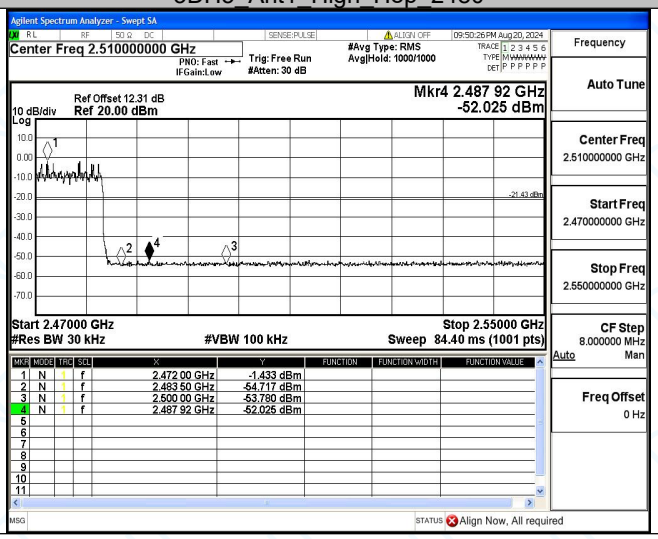

Appendix F: Conducted Spurious Emission

Test Result

Test Mode	Antenna	Freq(MHz)	Freq Range [MHz]	Ref Level [dBm]	Result [dBm]	Limit [dBm]	Verdict
DH5	Ant1	2402	Reference	0.96	0.96	---	PASS
			30~1000	0.96	-59.07	≤-19.04	PASS
			1000~26500	0.96	-43.86	≤-19.04	PASS
		2441	Reference	1.14	1.14	---	PASS
			30~1000	1.14	-59.57	≤-18.86	PASS
			1000~26500	1.14	-41.96	≤-18.86	PASS
		2480	Reference	0.21	0.21	---	PASS
			30~1000	0.21	-59.12	≤-19.79	PASS
			1000~26500	0.21	-44.15	≤-19.79	PASS
2DH5	Ant1	2402	Reference	1.49	1.49	---	PASS
			30~1000	1.49	-58.84	≤-18.51	PASS
			1000~26500	1.49	-43.22	≤-18.51	PASS
		2441	Reference	1.28	1.28	---	PASS
			30~1000	1.28	-59.37	≤-18.72	PASS
			1000~26500	1.28	-42.25	≤-18.72	PASS
		2480	Reference	0.20	0.20	---	PASS
			30~1000	0.20	-59.87	≤-19.8	PASS
			1000~26500	0.20	-42.93	≤-19.8	PASS
3DH5	Ant1	2402	Reference	1.71	1.71	---	PASS
			30~1000	1.71	-58.68	≤-18.29	PASS
			1000~26500	1.71	-43.24	≤-18.29	PASS
		2441	Reference	1.54	1.54	---	PASS
			30~1000	1.54	-58.68	≤-18.46	PASS
			1000~26500	1.54	-41.65	≤-18.46	PASS
		2480	Reference	0.52	0.52	---	PASS
			30~1000	0.52	-59.32	≤-19.48	PASS
			1000~26500	0.52	-42.8	≤-19.48	PASS