Appendix Test Data

Report No.:	18220WC20020101	Test Sample No.:	1-2-2
Start Test Date:	2022.2.16	Finish Test Date:	2022.2.22
Test Engineer:	Tony.He	Auditor:	Edward.Pan
Temperature:	24.3℃	Relative Humidity:	55 %
Pressure:	1012 hPa		

Appendix A: DTS Bandwidth

Test Result

TestMode	Antenna	Channel	DTS BW [MHz]	FL[MHz]	FH[MHz]	Limit[MHz]	Verdict
11B	Ant1	2412	9.160	2407.440	2416.600	≥0.5	PASS
		2437	9.200	2432.400	2441.600	≥0.5	PASS
		2462	9.080	2457.480	2466.560	≥0.5	PASS
11G	Ant1	2412	15.160	2404.440	2419.600	≥0.5	PASS
		2437	16.440	2428.800	2445.240	≥0.5	PASS
		2462	16.480	2453.800	2470.280	≥0.5	PASS
11N20	Ant1	2412	17.680	2403.160	2420.840	≥0.5	PASS
		2437	17.640	2428.200	2445.840	≥0.5	PASS
		2462	17.680	2453.160	2470.840	≥0.5	PASS

Test Graphs

11B_Ant1_2412

11B_Ant1_2437

11B_Ant1_2462

11G_Ant1_2412

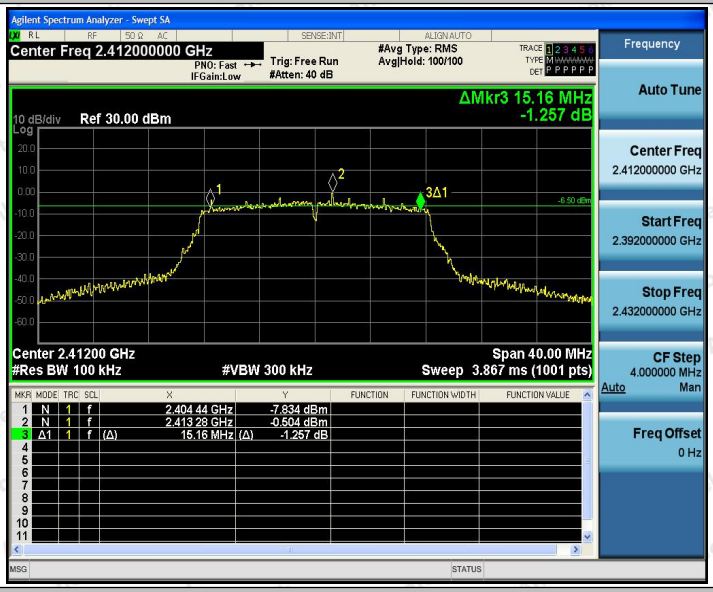

11G_Ant1_2437

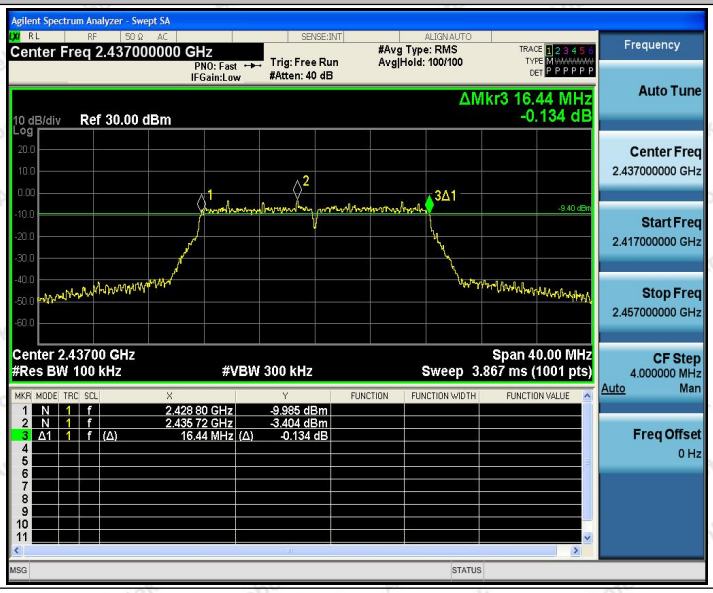

11G_Ant1_2462

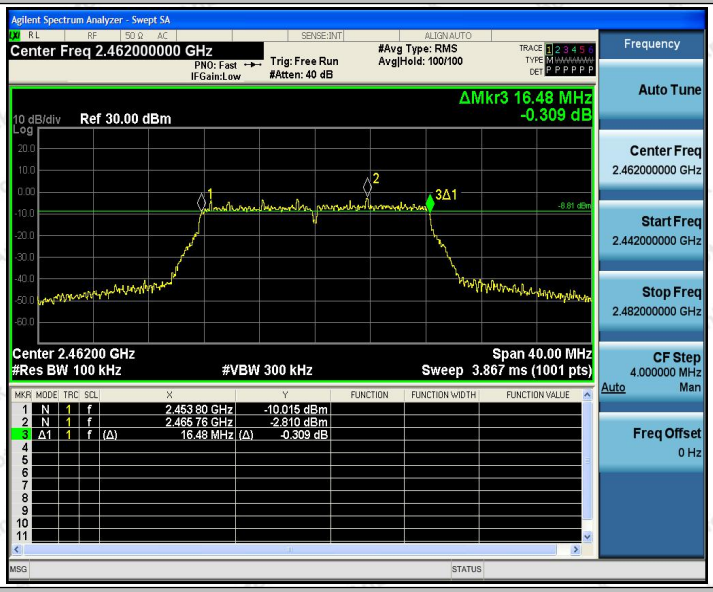

11N20_Ant1_2412

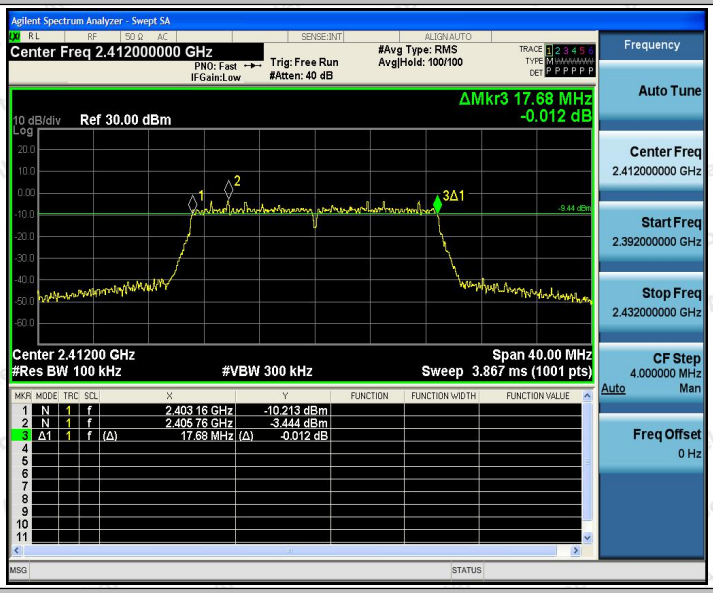

11N20_Ant1_2437

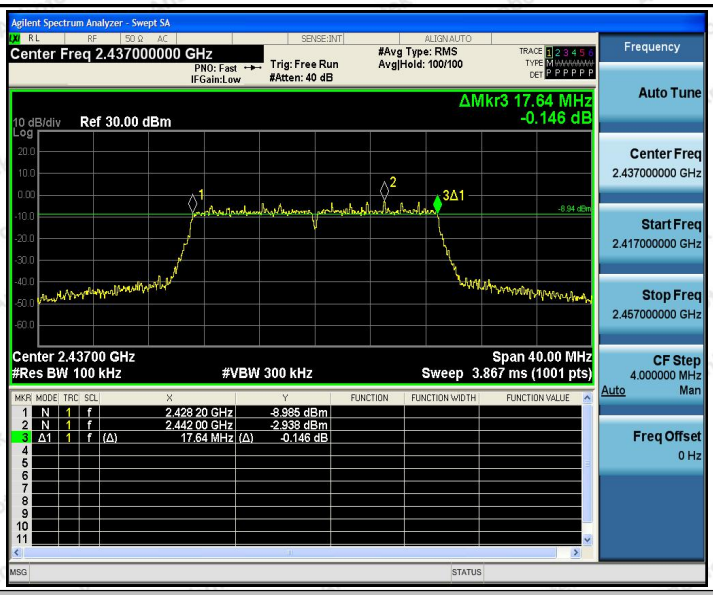

11N20_Ant1_2462

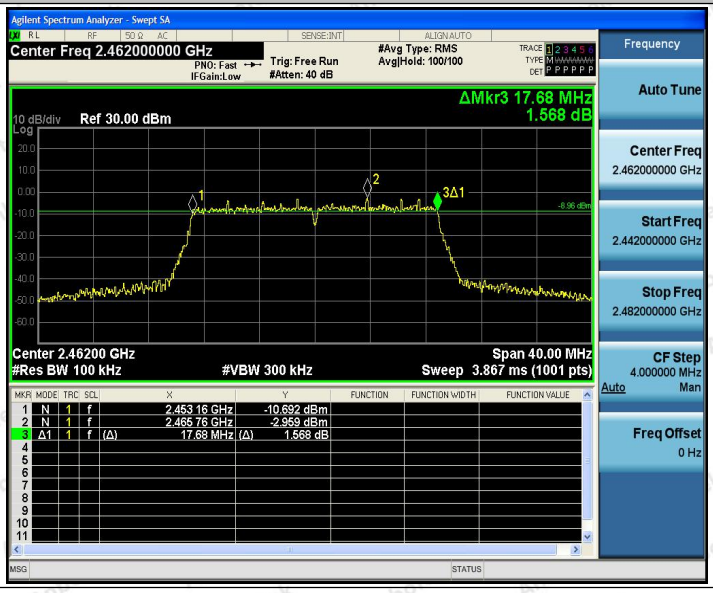

Appendix B: Occupied Channel Bandwidth

Test Result

TestMode	Antenna	Channel	OCB [MHz]	FL[MHz]	FH[MHz]	Limit[MHz]	Verdict
11B	Ant1	2412	12.417	2405.823	2418.240	---	PASS
		2437	12.442	2430.827	2443.269	---	PASS
		2462	12.406	2455.876	2468.282	---	PASS
11G	Ant1	2412	16.919	2403.515	2420.434	---	PASS
		2437	17.103	2428.465	2445.568	---	PASS
		2462	17.100	2453.530	2470.630	---	PASS
11N20	Ant1	2412	17.960	2403.035	2420.995	---	PASS
		2437	17.992	2428.043	2446.035	---	PASS
		2462	17.976	2453.089	2471.065	---	PASS

Test Graphs

11B_Ant1_2412

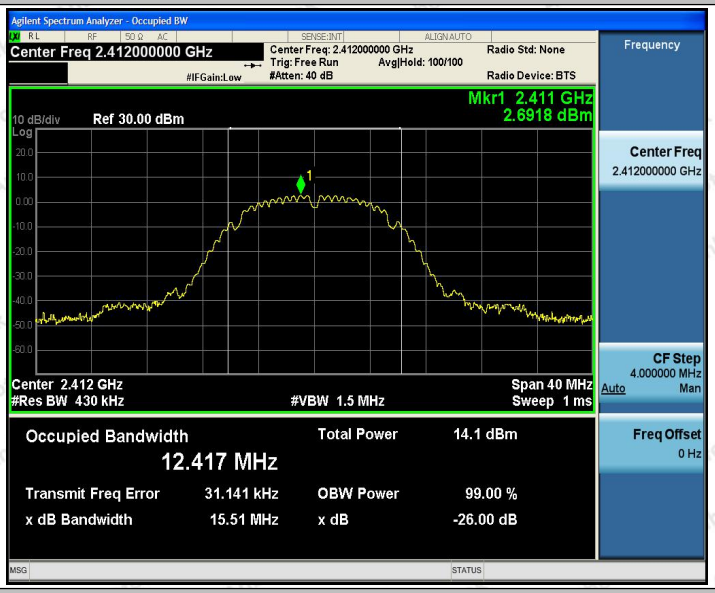

11B_Ant1_2437

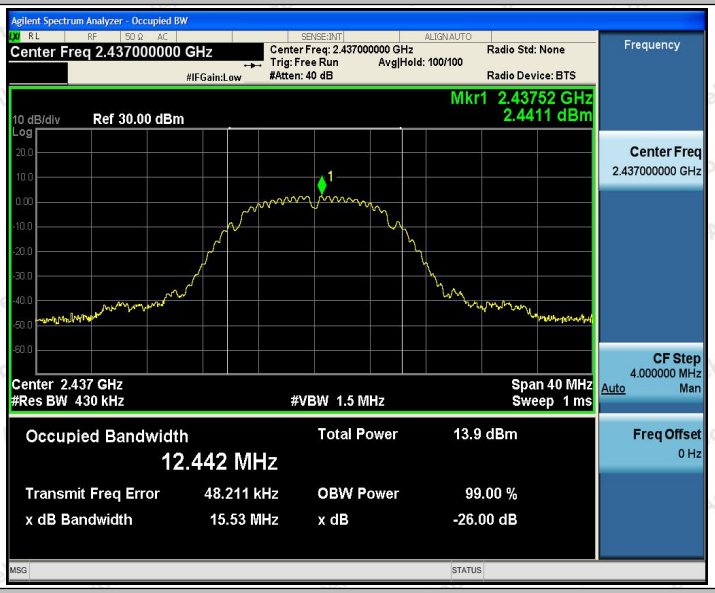

11B_Ant1_2462

11G_Ant1_2412

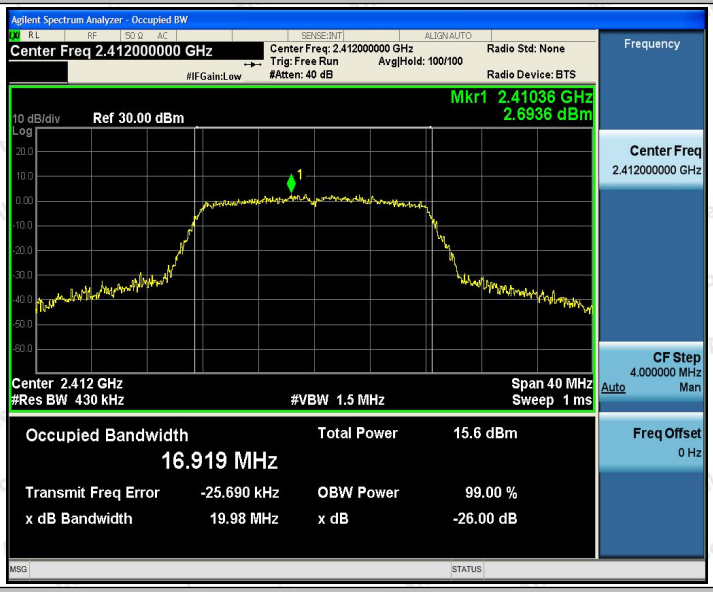

11G_Ant1_2437

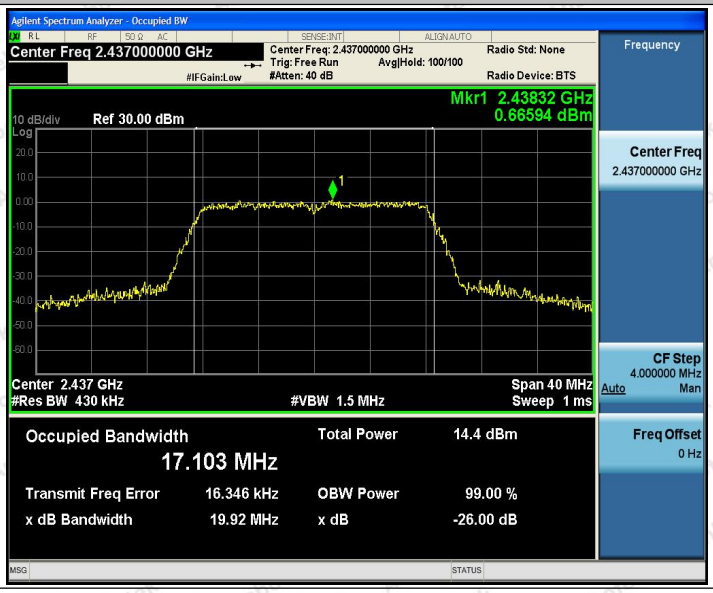

11G_Ant1_2462

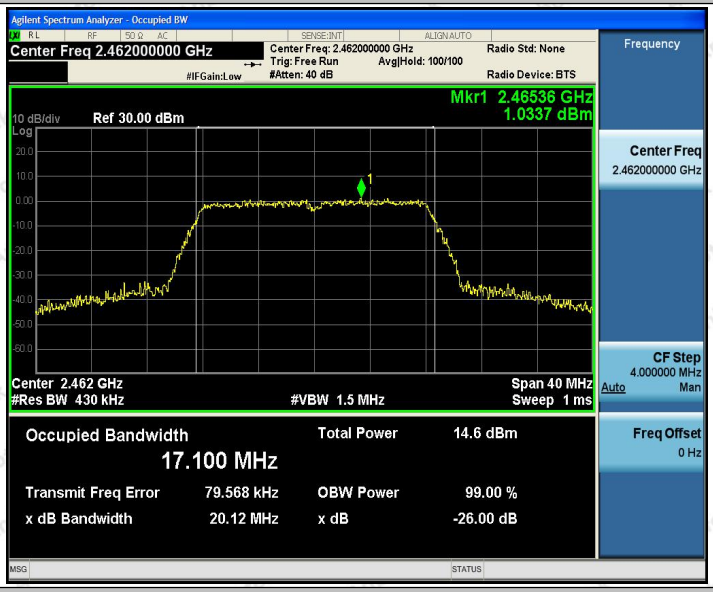

11N20_Ant1_2412

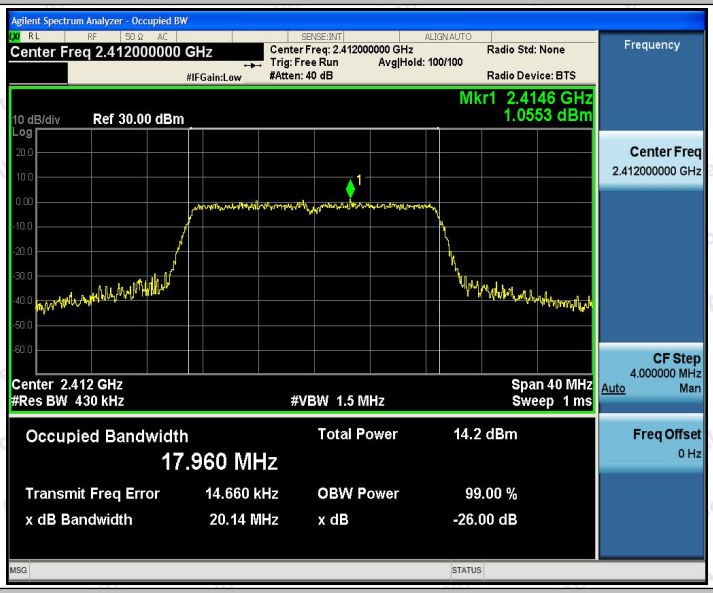

11N20_Ant1_2437

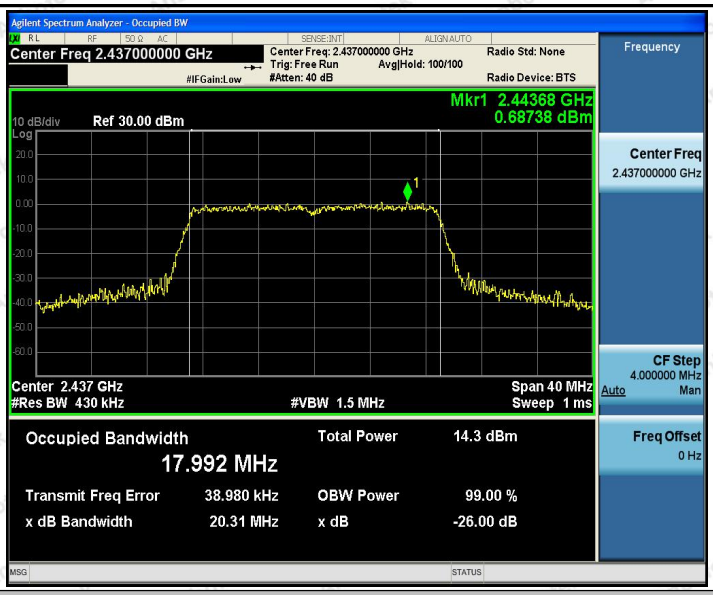

11N20_Ant1_2462

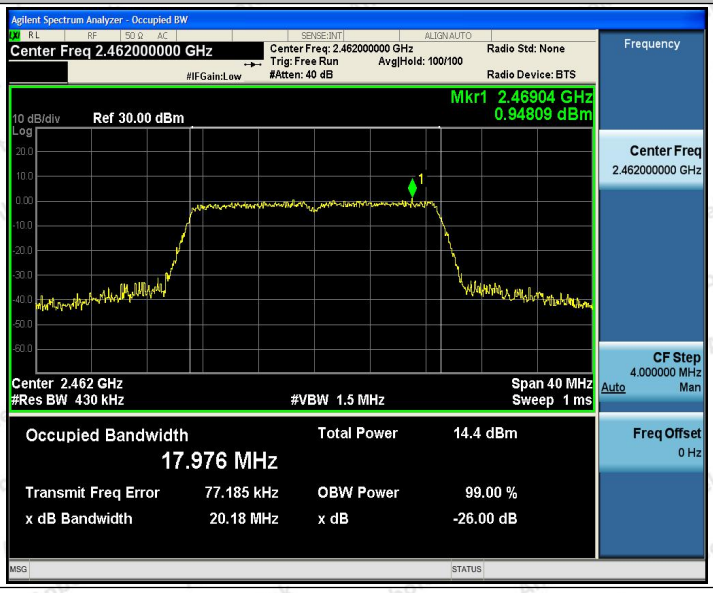

Appendix C: Maximum conducted output power

Test Result

TestMode	Antenna	Channel	Result[dBm]	Limit[dBm]	Verdict
11B	Ant1	2412	14.15	≤30	PASS
		2437	13.89	≤30	PASS
		2462	14.36	≤30	PASS
11G	Ant1	2412	15.27	≤30	PASS
		2437	15.39	≤30	PASS
		2462	15.67	≤30	PASS
11N20	Ant1	2412	15.29	≤30	PASS
		2437	15.43	≤30	PASS
		2462	15.52	≤30	PASS
11N40	Ant1	2422	14.40	≤30	PASS
		2437	14.08	≤30	PASS
		2452	14.50	≤30	PASS

Appendix D: Maximum power spectral density

Test Result

TestMode	Antenna	Channel	Result[dBm/3kHz]	Limit[dBm/3kHz]	Verdict
11B	Ant1	2412	-9.69	≤8	PASS
		2437	-10.05	≤8	PASS
		2462	-6.63	≤8	PASS
11G	Ant1	2412	-16.77	≤8	PASS
		2437	-16.81	≤8	PASS
		2462	-16.93	≤8	PASS
11N20	Ant1	2412	-16.54	≤8	PASS
		2437	-16.8	≤8	PASS
		2462	-17.03	≤8	PASS

Test Graphs

11B_Ant1_2412

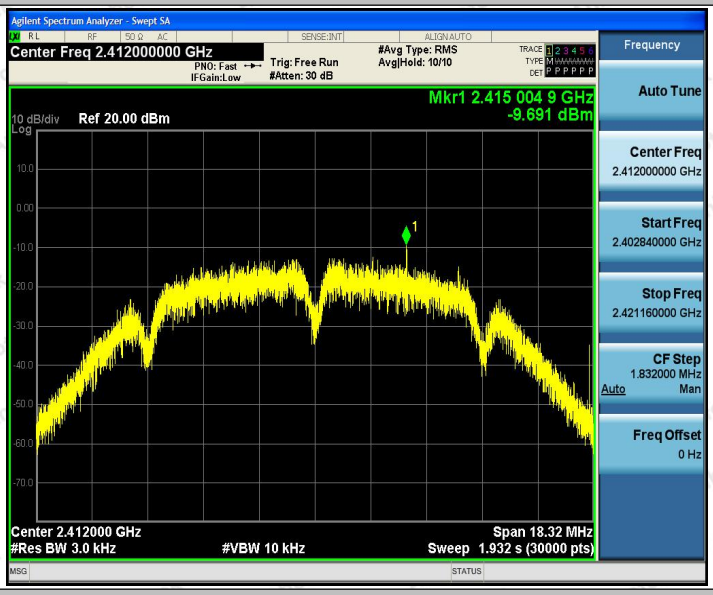

11B_Ant1_2437

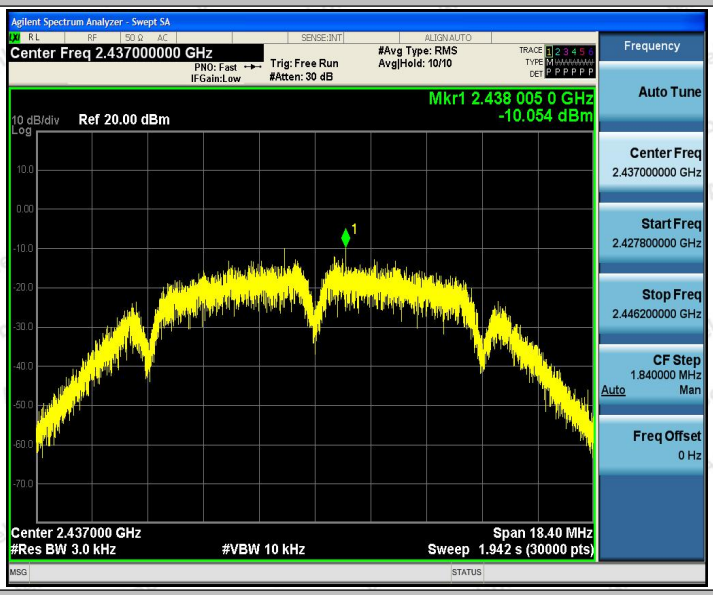

11B_Ant1_2462

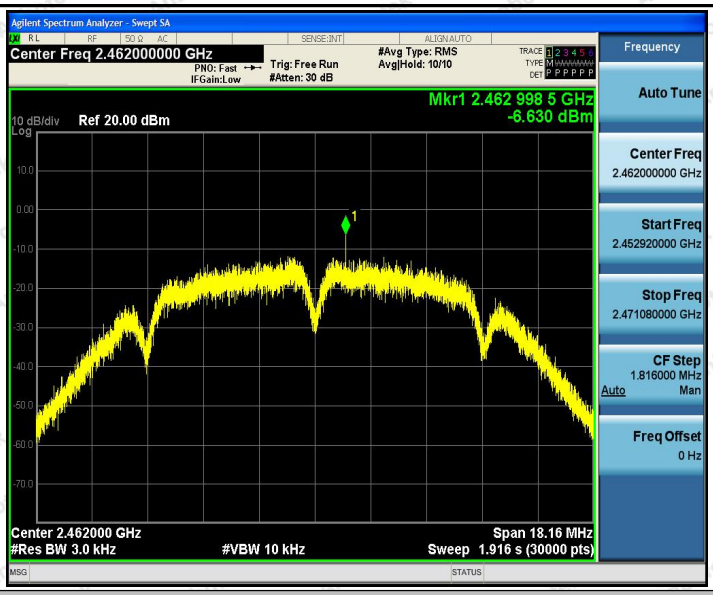

11G_Ant1_2412

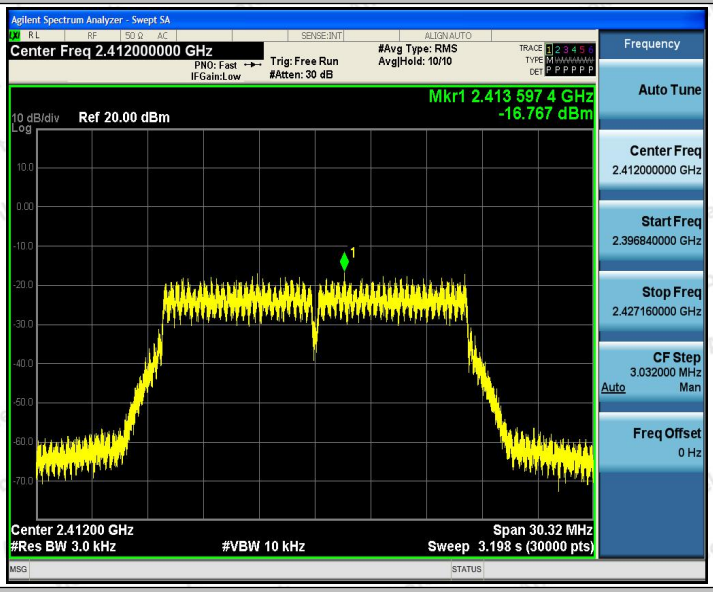

11G_Ant1_2437

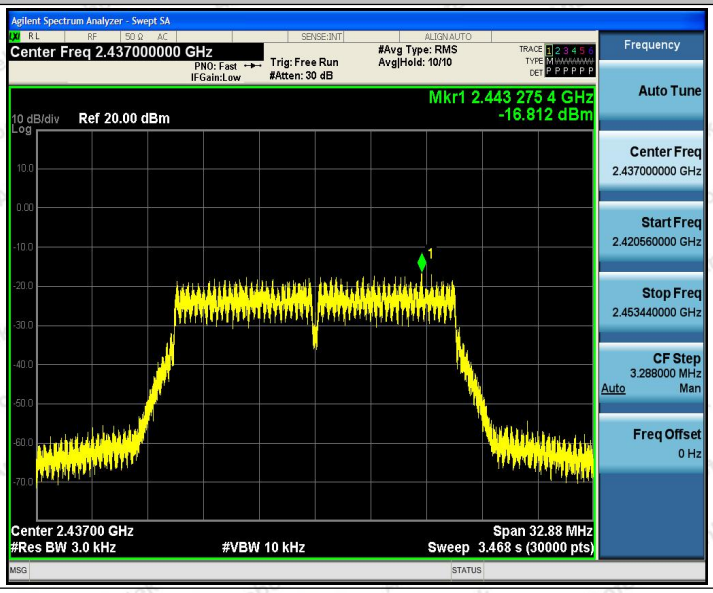

11G_Ant1_2462

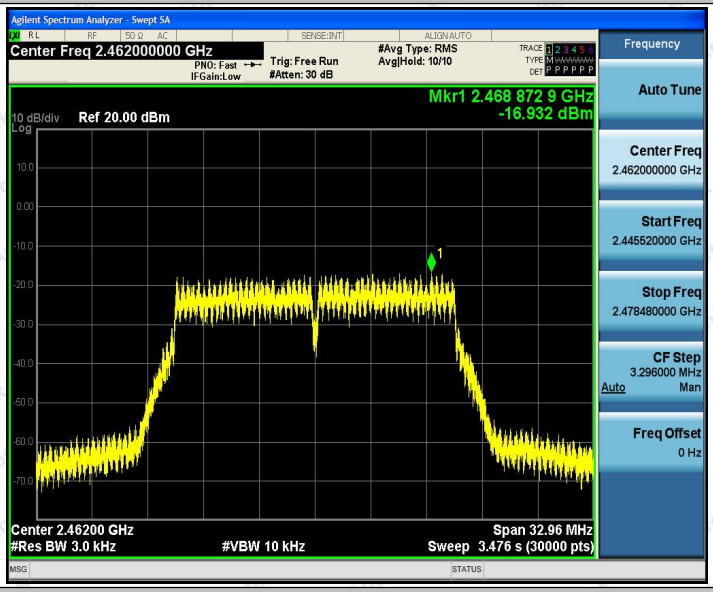

11N20_Ant1_2412

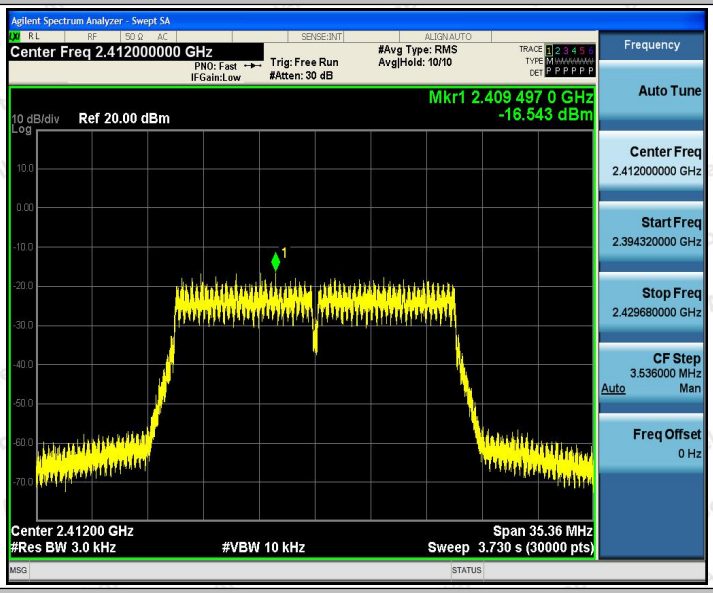

11N20_Ant1_2437

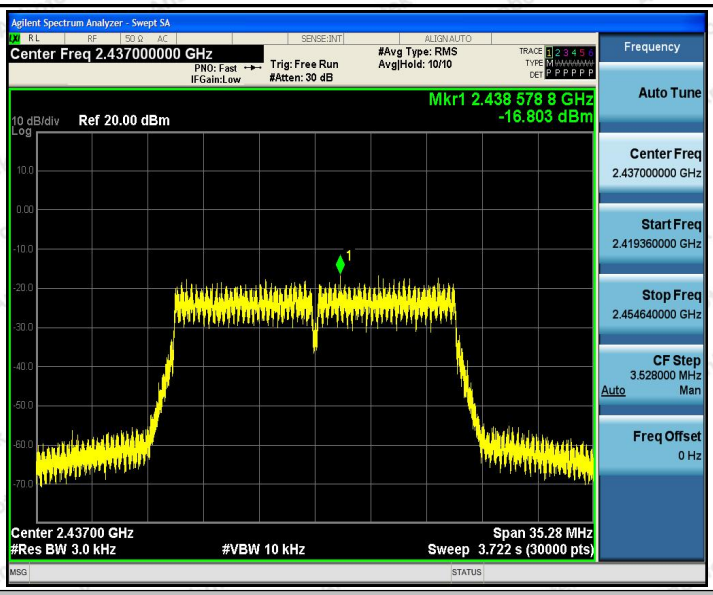

11N20_Ant1_2462

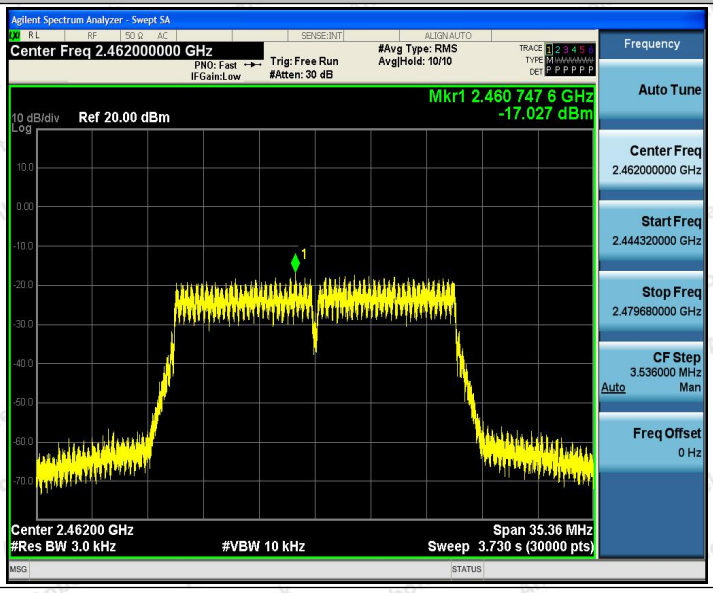

Appendix E: Band edge measurements

Test Result

TestMode	Antenna	ChName	Channel	RefLevel[dBm]	Result[dBm]	Limit[dBm]	Verdict
11B	Ant1	Low	2412	2.52	-44.54	≤-17.48	PASS
		High	2462	2.78	-57.35	≤-17.22	PASS
11G	Ant1	Low	2412	-3.33	-41.17	≤-23.33	PASS
		High	2462	-2.25	-51.98	≤-22.25	PASS
11N20	Ant1	Low	2412	-2.91	-40.67	≤-22.91	PASS
		High	2462	-2.38	-50.74	≤-22.38	PASS

Test Graphs

11B_Ant1_Low_2412

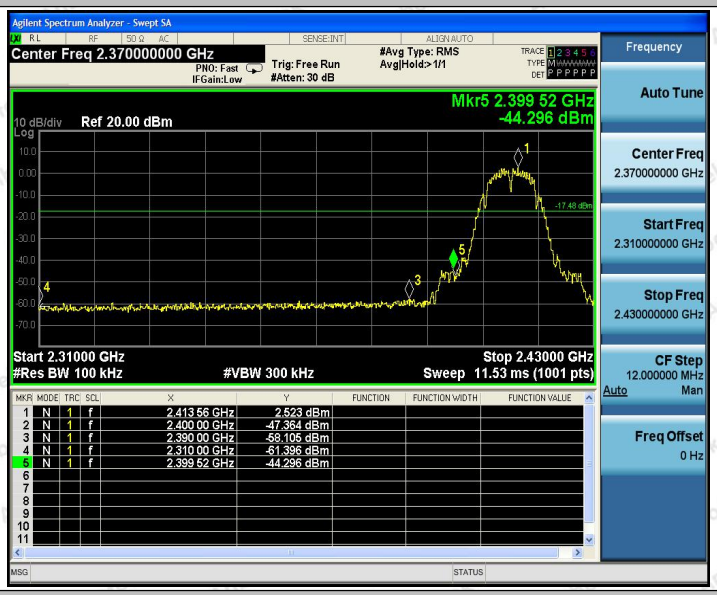

11B_Ant1_High_2462

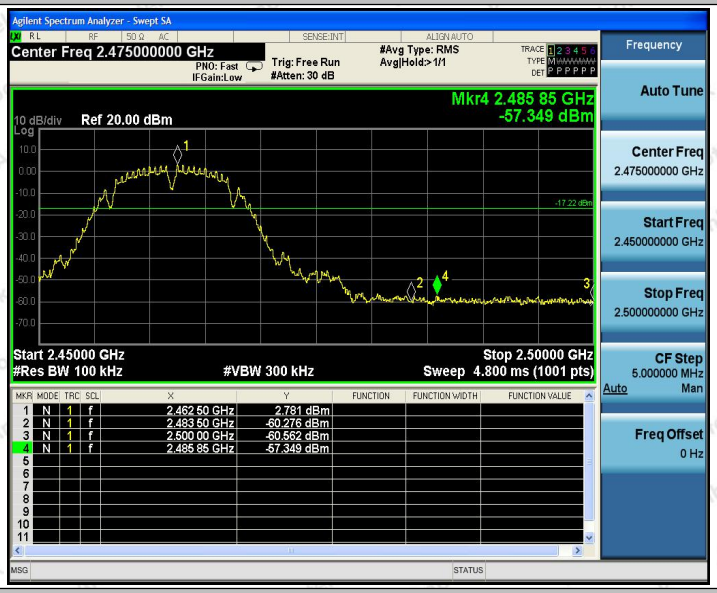

11G_Ant1_Low_2412

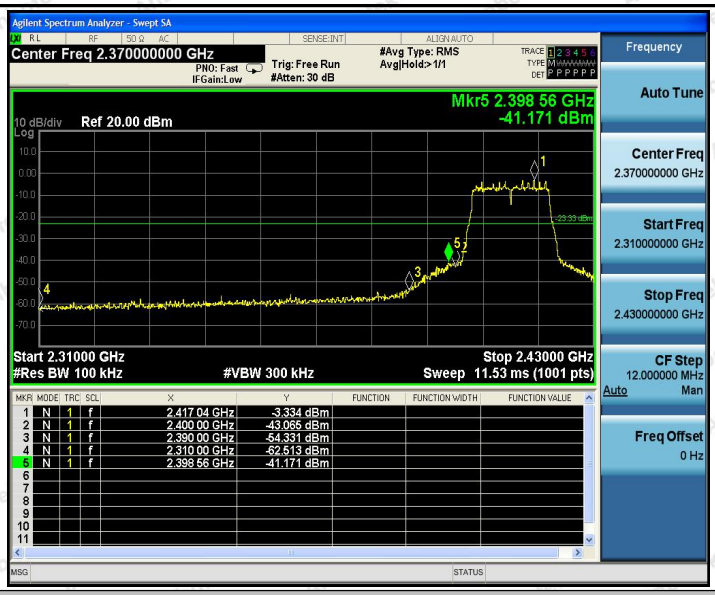

11G_Ant1_High_2462

11N20_Ant1_Low_2412