Case No. : CTA24053000404	
Ambient Condition: 23 ℃, 49 %RH	
According Standard: ■Part15E	
Test Date: 2024.5.28	**Test Engineer:** Evan ouyang

Appendix E.1: Min emission bandwidth

Test Result B4

TestMode	Antenna	Freq(MHz)	6db EBW [MHz]	FL[MHz]	FH[MHz]	Limit[MHz]	Verdict
11A	Ant1	5745	15.080	5737.480	5752.560	0.5	PASS
		5785	15.120	5777.440	5792.560	0.5	PASS
		5825	15.080	5817.440	5832.520	0.5	PASS
11N20SISO	Ant1	5745	15.120	5737.440	5752.560	0.5	PASS
		5785	15.120	5777.440	5792.560	0.5	PASS
		5825	15.120	5817.440	5832.560	0.5	PASS
11N40SISO	Ant1	5755	35.120	5737.480	5772.600	0.5	PASS
		5795	35.040	5777.480	5812.520	0.5	PASS
11AC20SISO	Ant1	5745	15.120	5737.440	5752.560	0.5	PASS
		5785	15.080	5777.440	5792.520	0.5	PASS
		5825	15.120	5817.440	5832.560	0.5	PASS
11AC40SISO	Ant1	5755	35.120	5737.480	5772.600	0.5	PASS
		5795	35.120	5777.480	5812.600	0.5	PASS
11AC80SISO	Ant1	5775	75.200	5737.400	5812.600	0.5	PASS

Test Graphs B4

11A_Ant1_5745

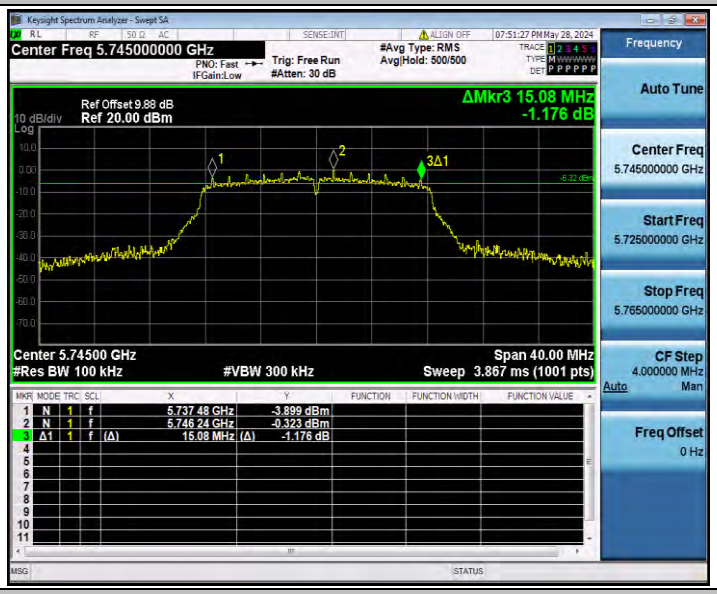

11A_Ant1_5785

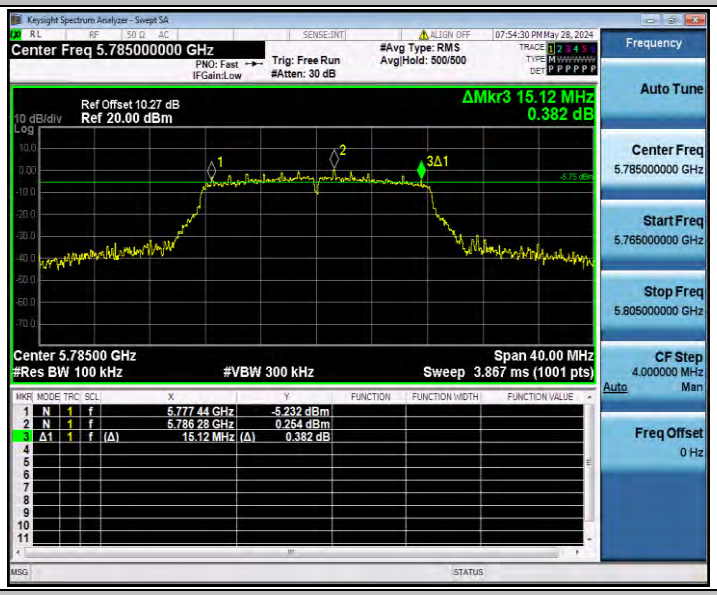

11A_Ant1_5825

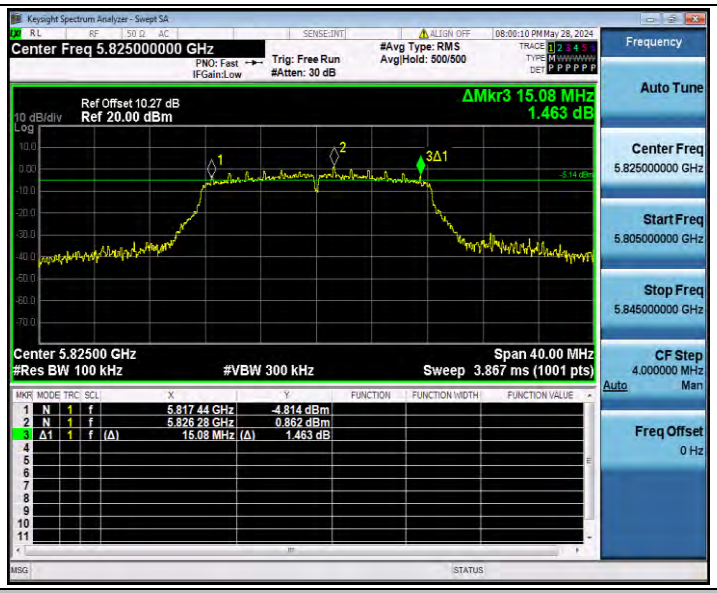

11N20SISO_Ant1_5745

11N20SISO_Ant1_5785

11N20SISO_Ant1_5825

11N40SISO_Ant1_5755
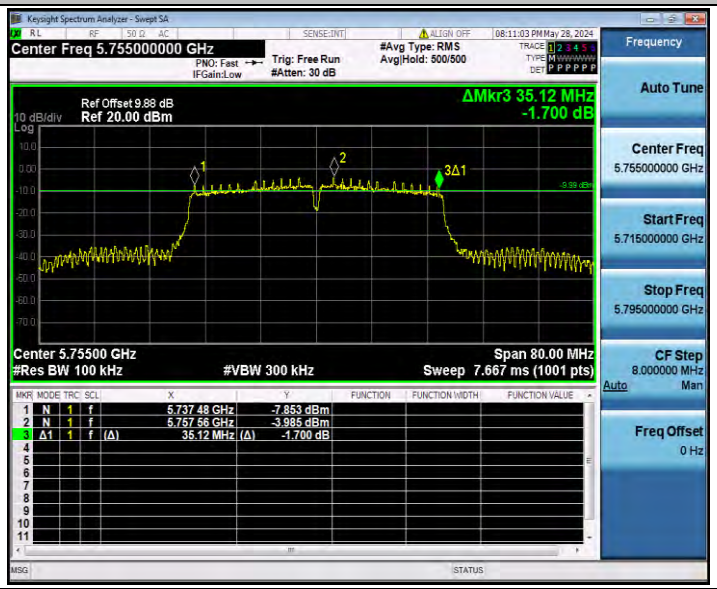

11N40SISO_Ant1_5795

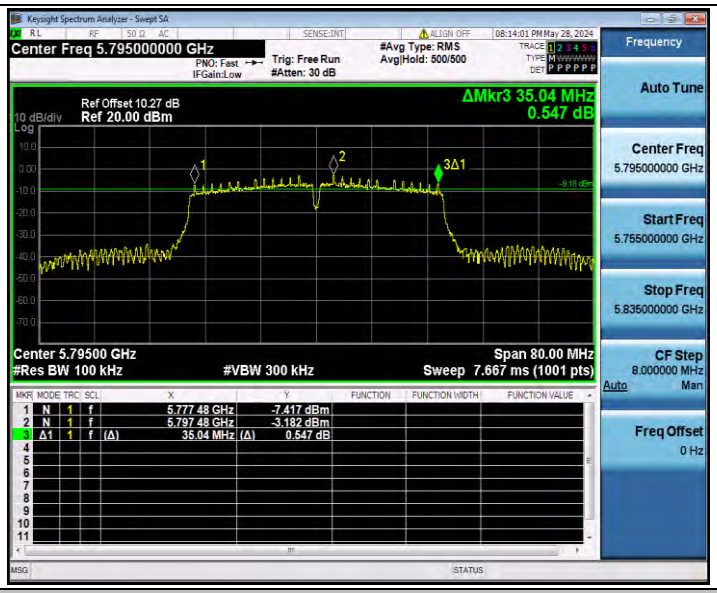

11AC20SISO_Ant1_5745

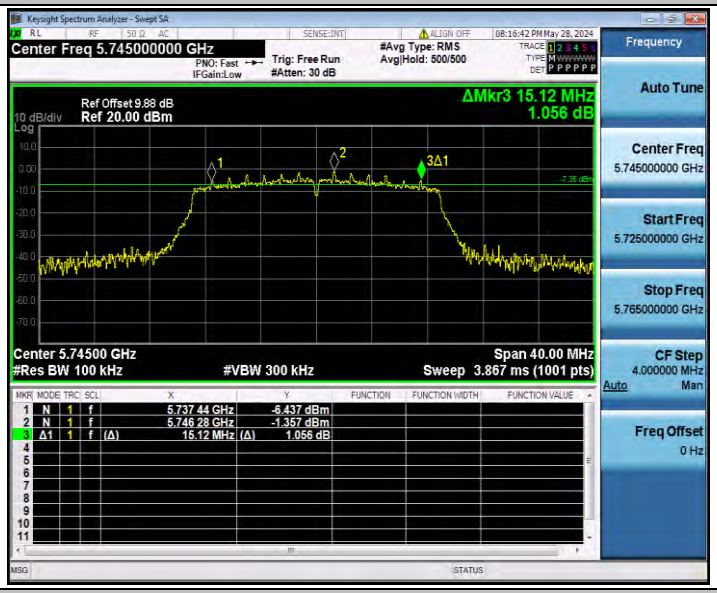

11AC20SISO_Ant1_5785

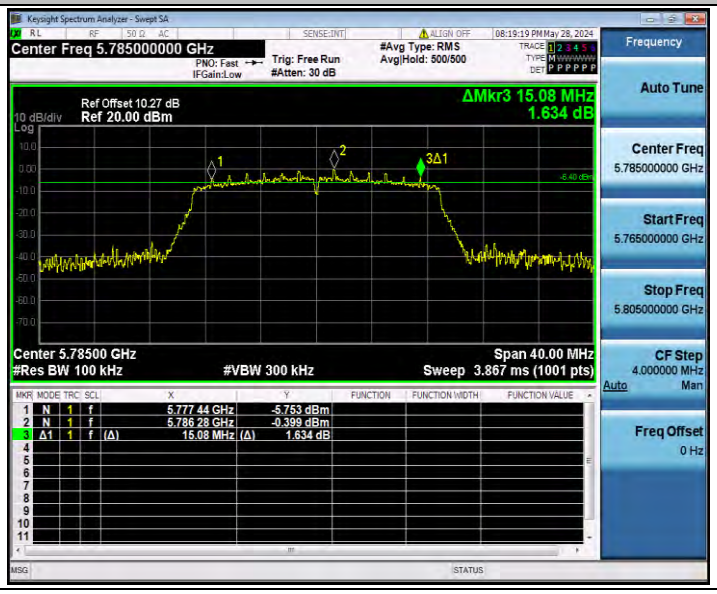

11AC20SISO_Ant1_5825

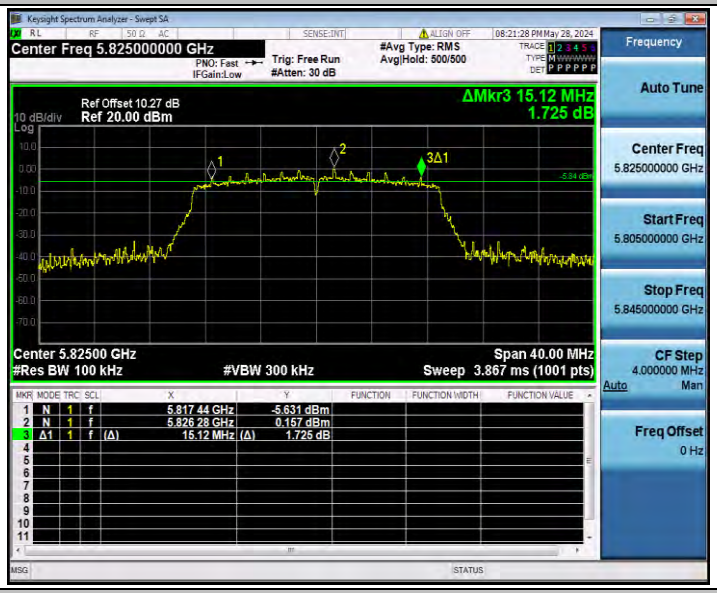

11AC40SISO_Ant1_5755

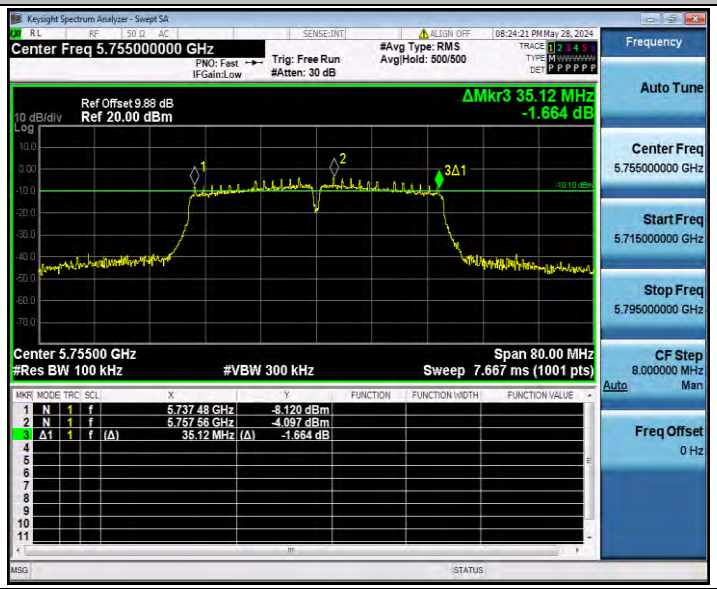

11AC40SISO_Ant1_5795

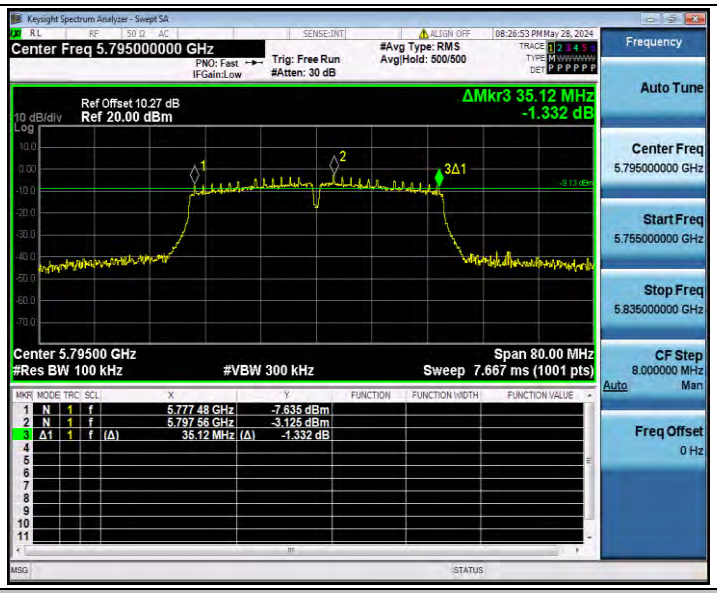

11AC80SISO_Ant1_5775

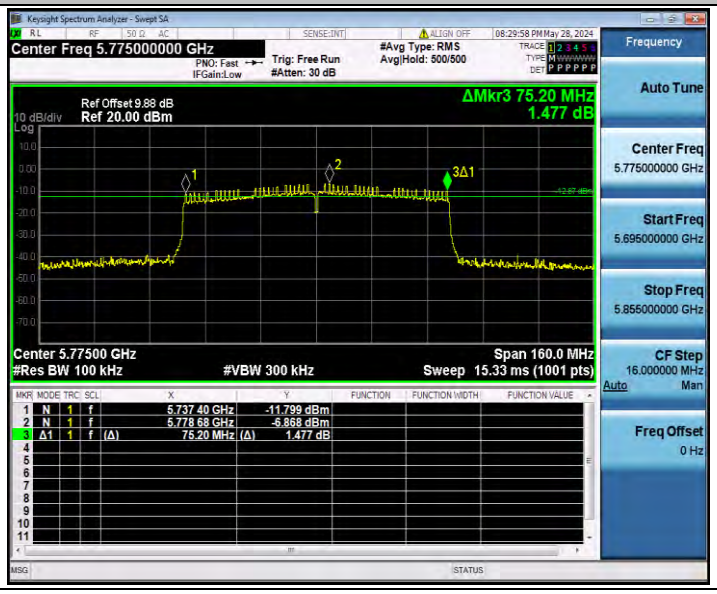

Appendix E.2: Occupied channel bandwidth

Test Result

TestMode	Antenna	Freq(MHz)	OCB [MHz]	FL[MHz]	FH[MHz]
11A	Ant1	5745	16.950	5736.5334	5753.4834
		5785	16.968	5776.5708	5793.5388
		5825	16.984	5816.5520	5833.5360
11N20SISO	Ant1	5745	18.024	5735.9862	5754.0102
		5785	17.968	5776.0577	5794.0257
		5825	17.966	5816.0748	5834.0408
11N40SISO	Ant1	5755	36.613	5736.7456	5773.3586
		5795	36.669	5776.7619	5813.4309
11AC20SISO	Ant1	5745	17.850	5736.0869	5753.9369
		5785	17.914	5776.0550	5793.9690
		5825	17.904	5816.1005	5834.0045
11AC40SISO	Ant1	5755	36.307	5736.9065	5773.2135
		5795	36.323	5776.9137	5813.2367
11AC80SISO	Ant1	5775	75.444	5737.3871	5812.8311

Test Graphs

11A_Ant1_5745
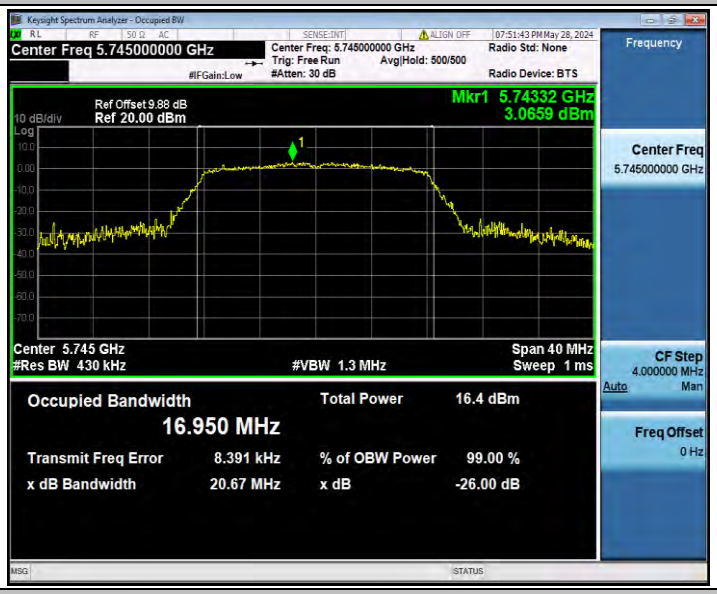

11A_Ant1_5785

11A_Ant1_5825

11N20SISO_Ant1_5745

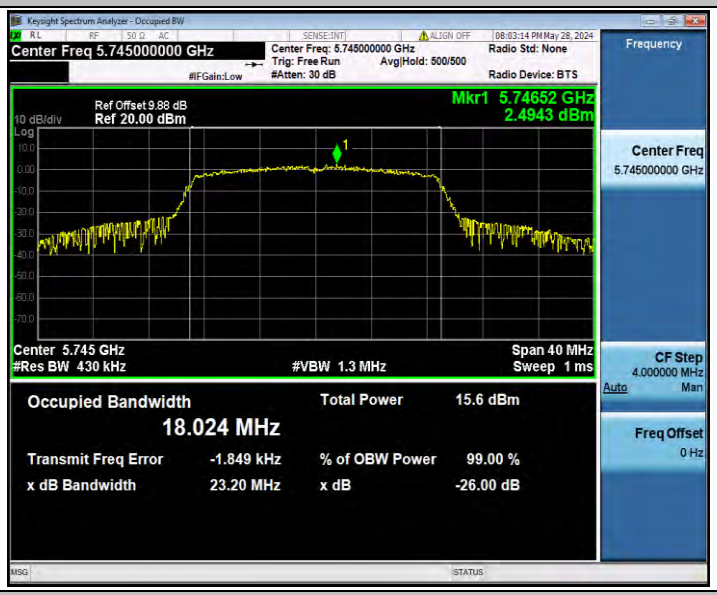

11N20SISO_Ant1_5785

11N20SISO_Ant1_5825

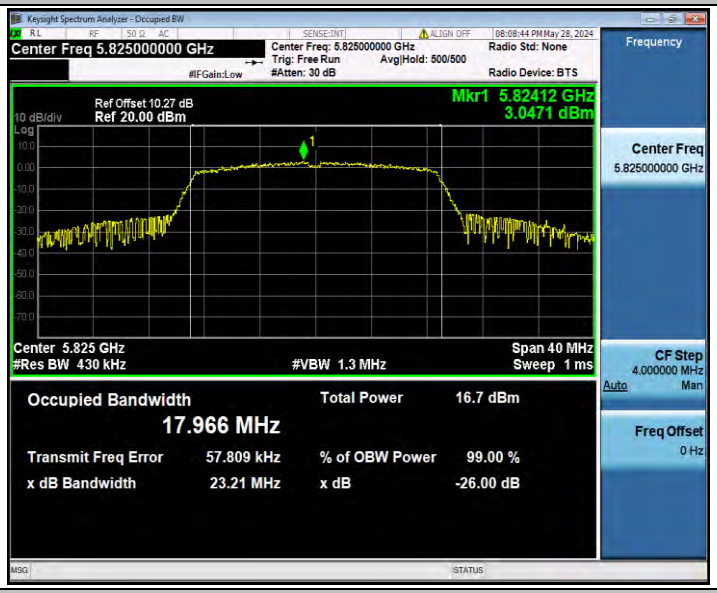

11N40SISO_Ant1_5755

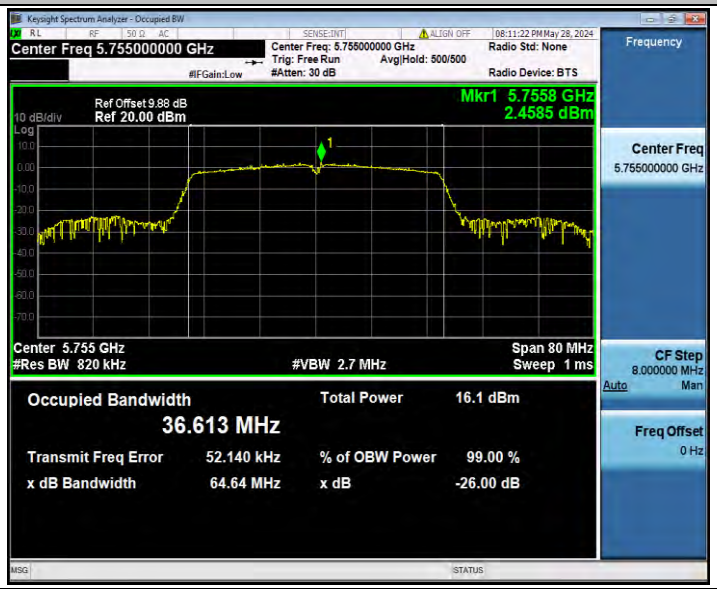

11N40SISO_Ant1_5795

11AC20SISO_Ant1_5745

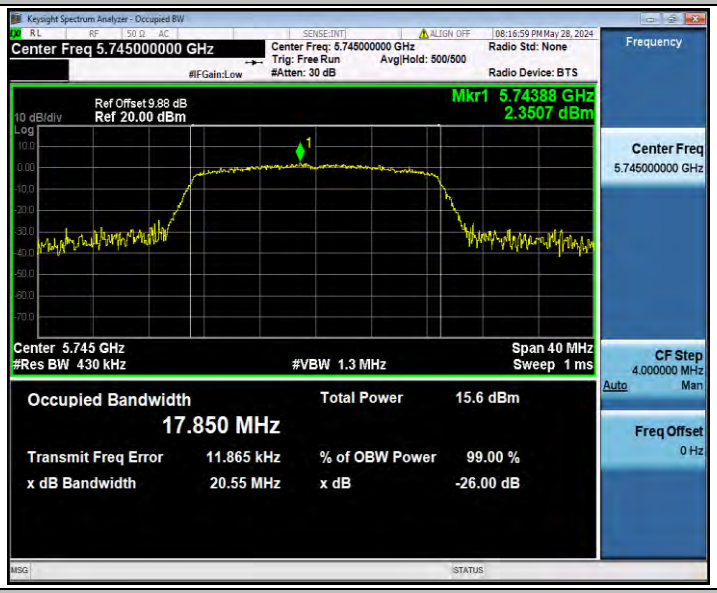

11AC20SISO_Ant1_5785

11AC20SISO_Ant1_5825
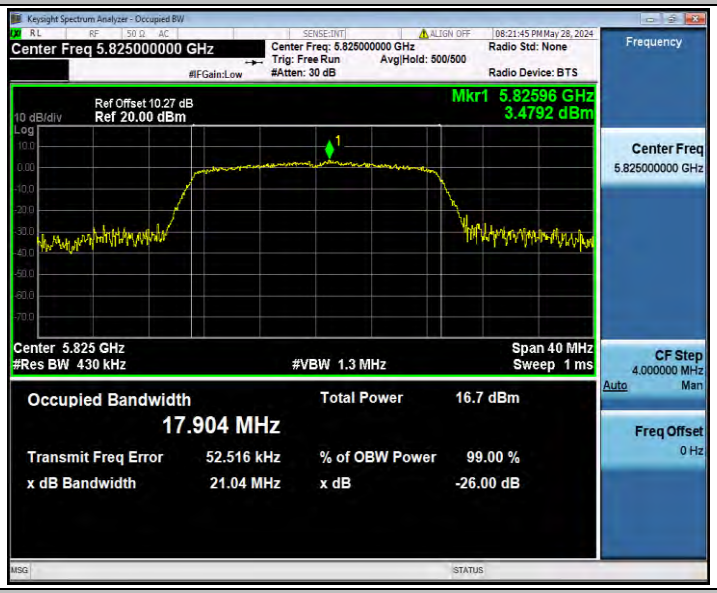

11AC40SISO_Ant1_5755

11AC40SISO_Ant1_5795
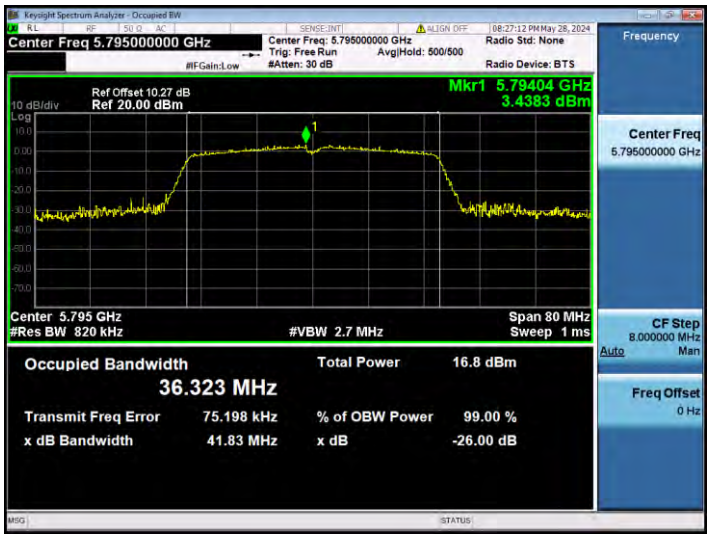

11AC80SISO_Ant1_5775

Appendix E.3: Duty Cycle

Test Result

TestMode	Antenna	Freq(MHz)	Transmission Duration [ms]	Transmission Period [ms]	Duty Cycle [%]	Duty Cycle Factor[dB]	1/T Factor[KHz]
11A	Ant1	5745	1.39	1.42	97.89	0.09	0.72
		5785	1.39	1.42	97.89	0.09	0.72
		5825	1.39	1.43	97.20	0.12	0.72
11N20SISO	Ant1	5745	1.30	1.34	97.01	0.13	0.77
		5785	1.30	1.34	97.01	0.13	0.77
		5825	1.30	1.33	97.74	0.10	0.77
11N40SISO	Ant1	5755	0.65	0.68	95.59	0.20	1.54
		5795	0.65	0.68	95.59	0.20	1.54
11AC20SISO	Ant1	5745	1.31	1.35	97.04	0.13	0.76
		5785	1.31	1.35	97.04	0.13	0.76
		5825	1.31	1.35	97.04	0.13	0.76
11AC40SISO	Ant1	5755	0.65	0.68	95.59	0.20	1.54
		5795	0.65	0.68	95.59	0.20	1.54
11AC80SISO	Ant1	5775	0.33	0.36	91.67	0.38	3.03

Test Graphs

11A_Ant1_5745

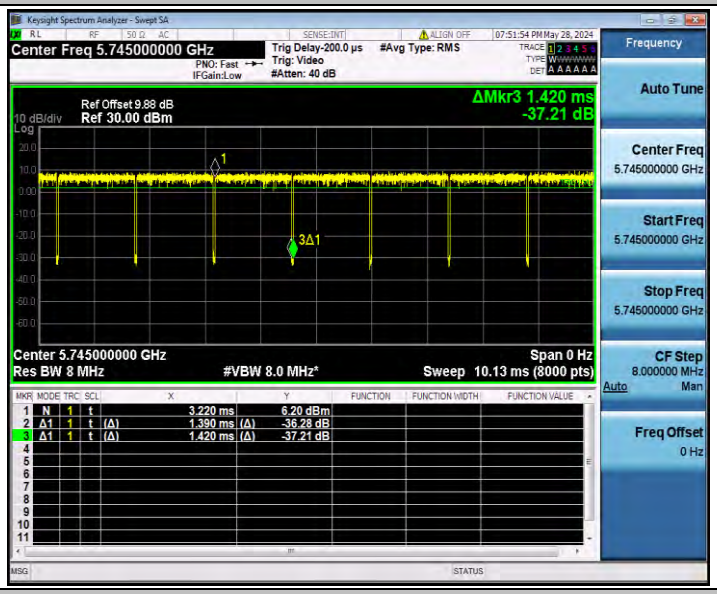

11A_Ant1_5785

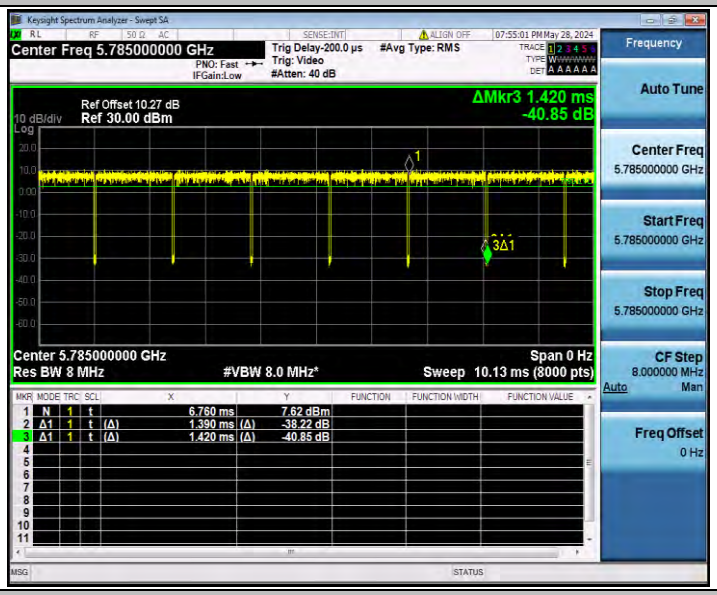

11A_Ant1_5825

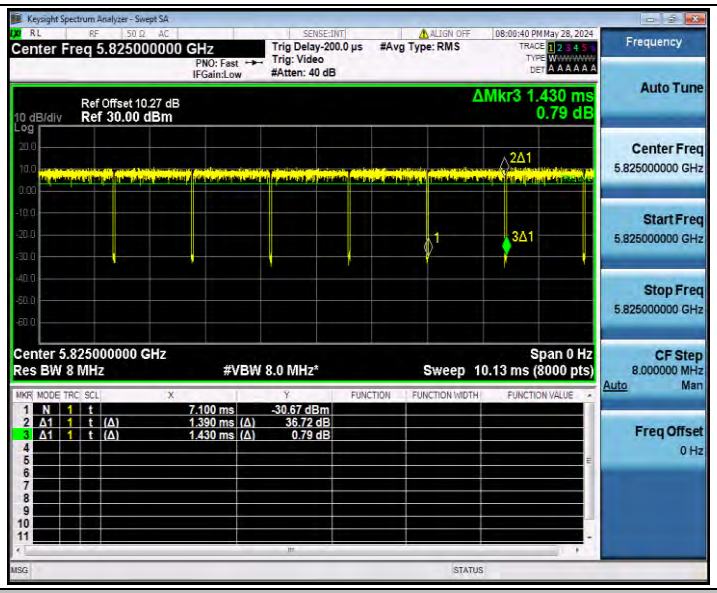

11N20SISO_Ant1_5745

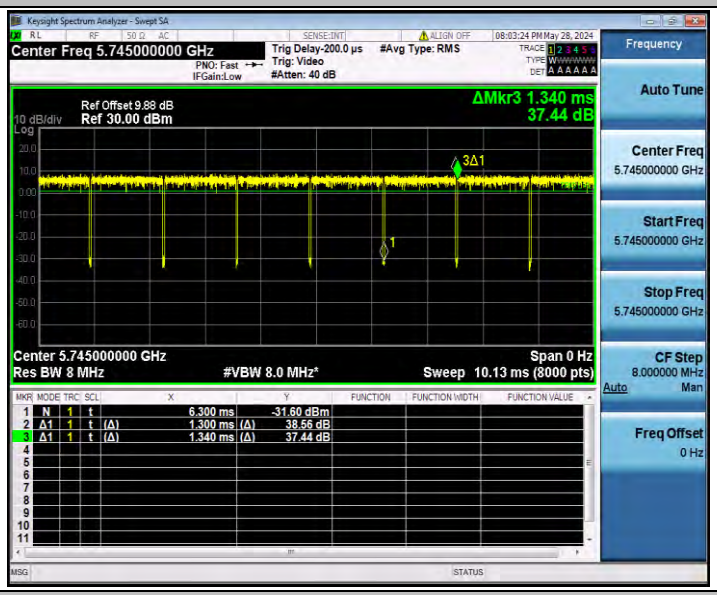

11N20SISO_Ant1_5785

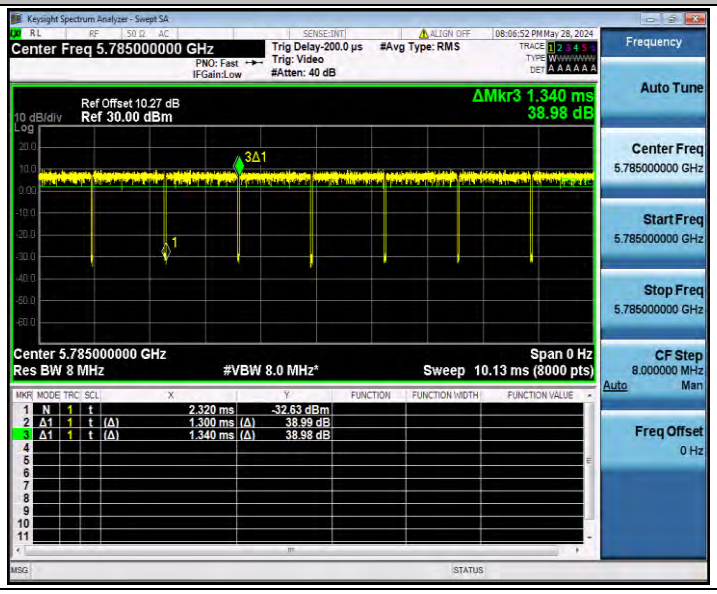

11N20SISO_Ant1_5825
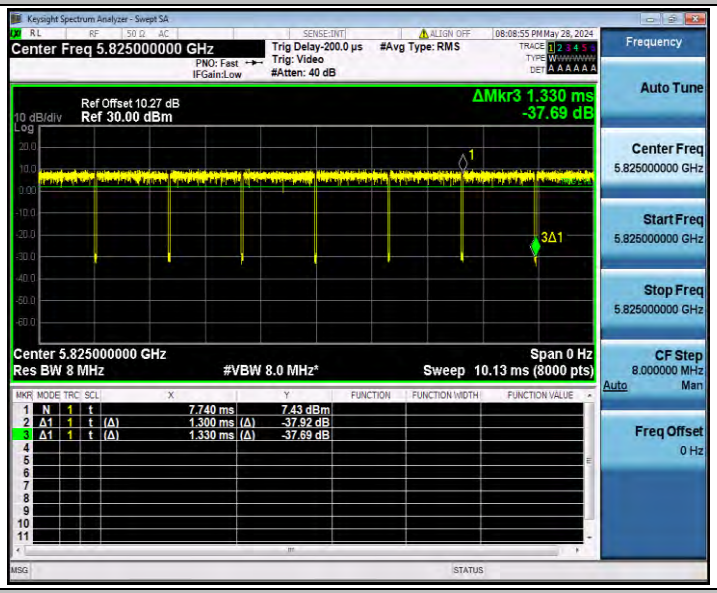
11N40SISO_Ant1_5755
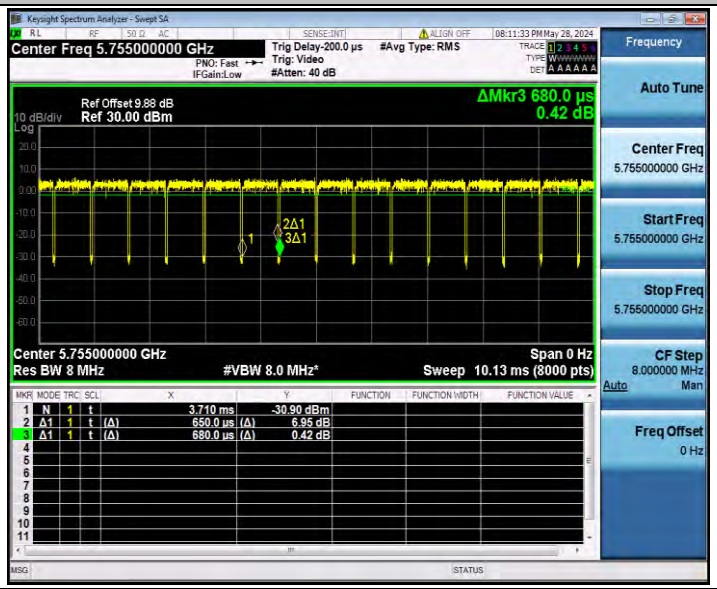
11N40SISO_Ant1_5795

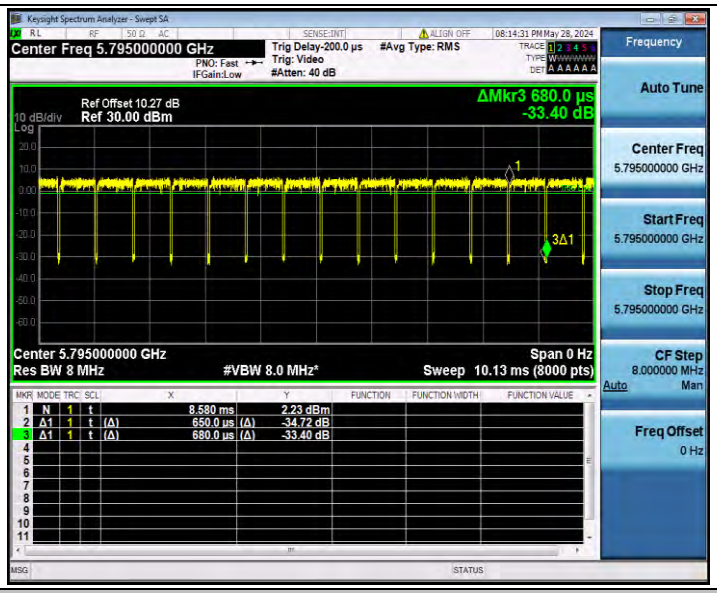

11AC20SISO_Ant1_5745

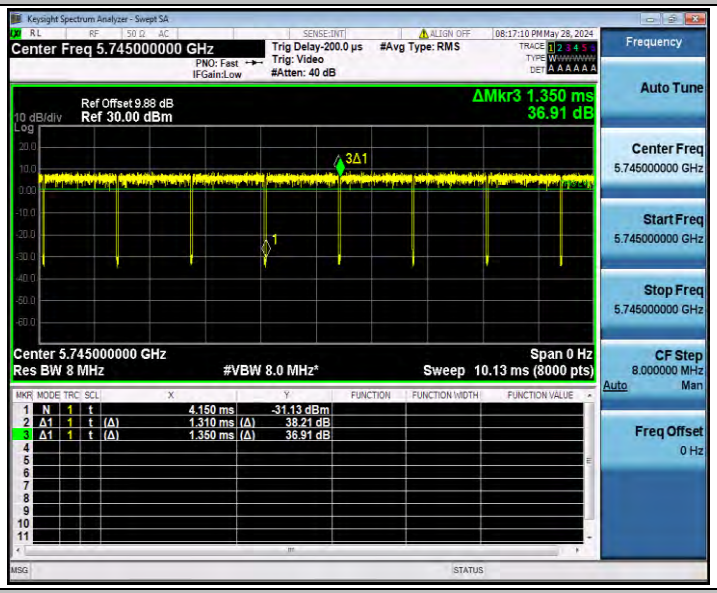

11AC20SISO_Ant1_5785

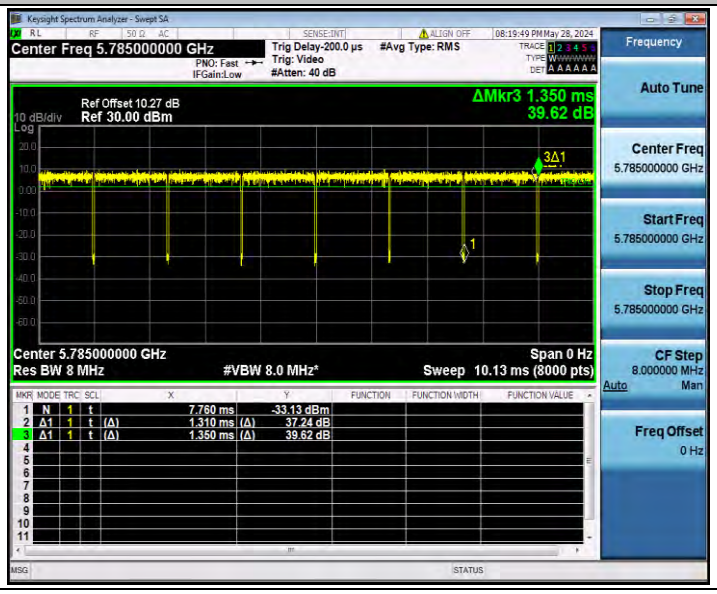

11AC20SISO_Ant1_5825
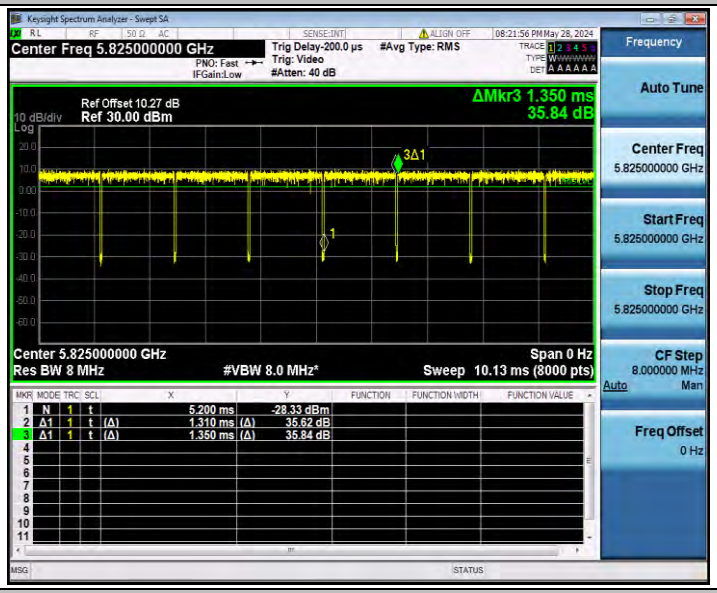

11AC40SISO_Ant1_5755
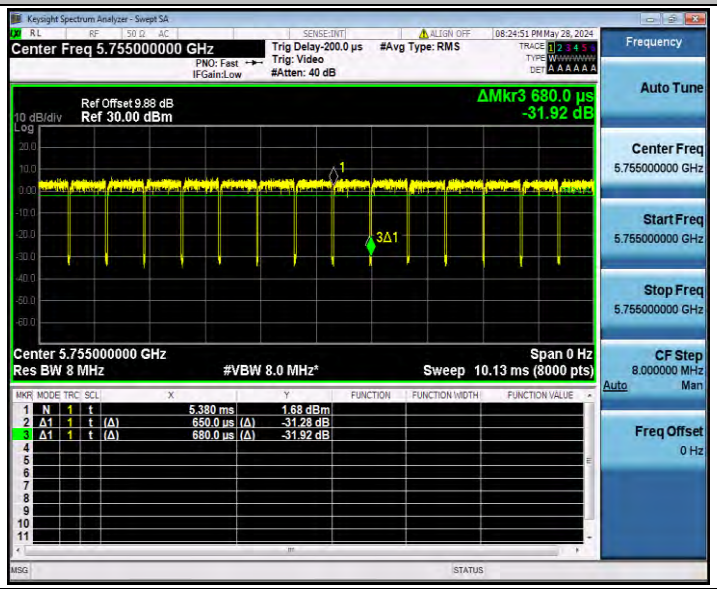

11AC40SISO_Ant1_5795
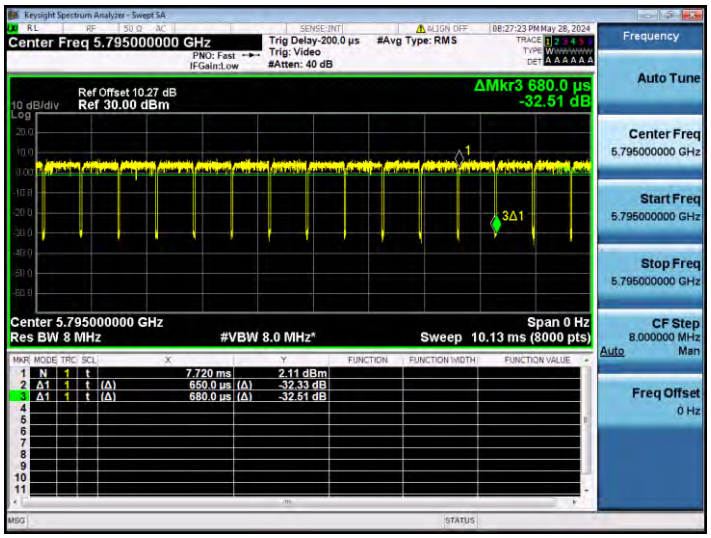

11AC80SISO_Ant1_5775
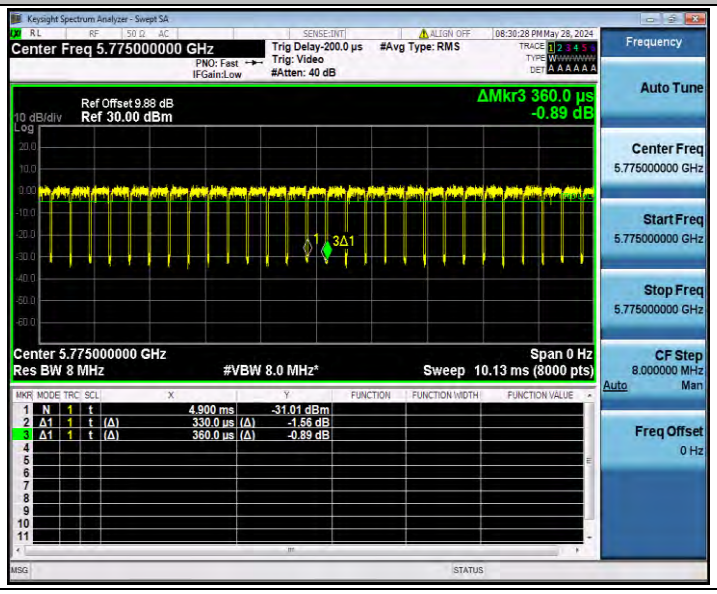

Appendix E.4: Maximum conducted output power

Test Result Channel Power

Test Mode	Antenna	Freq(MHz)	Channel Powert [dBm]	Duty Cycle [%]	DC Factor [dBm]	Result [dBm]	Limit [dBm]	Verdict
11A	Ant1	5745	9.49	97.89	0.09	9.58	≤30.00	PASS
		5785	10.09	97.89	0.09	10.18	≤30.00	PASS
		5825	10.53	97.20	0.12	10.65	≤30.00	PASS
11N20SISO	Ant1	5745	8.71	97.01	0.13	8.84	≤30.00	PASS
		5785	9.47	97.01	0.13	9.60	≤30.00	PASS
		5825	9.83	97.74	0.10	9.93	≤30.00	PASS
11N40SISO	Ant1	5755	8.57	95.59	0.20	8.77	≤30.00	PASS
		5795	9.20	95.59	0.20	9.40	≤30.00	PASS
11AC20SISO	Ant1	5745	8.72	97.04	0.13	8.85	≤30.00	PASS
		5785	9.46	97.04	0.13	9.59	≤30.00	PASS
		5825	9.86	97.04	0.13	9.99	≤30.00	PASS
11AC40SISO	Ant1	5755	8.58	95.59	0.20	8.78	≤30.00	PASS
		5795	9.27	95.59	0.20	9.47	≤30.00	PASS
11AC80SISO	Ant1	5775	8.57	91.67	0.38	8.95	≤30.00	PASS

Note：

1. The Duty Cycle Factor is compensated in the graph.
2. The Duty Cycle Factor and RBW Factor is compensated in the datE.

Appendix E.5: Maximum power spectral density

Test Result

TestMode	Antenna	Freq(MHz)	Result [dBm/MHz]	Limit[dBm/MHz]	Verdict
11A	Ant1	5745	-4.01	≤30.00	PASS
		5785	-3.20	≤30.00	PASS
		5825	-2.75	≤30.00	PASS
11N20SISO	Ant1	5745	-4.76	≤30.00	PASS
		5785	-4.08	≤30.00	PASS
		5825	-3.56	≤30.00	PASS
11N40SISO	Ant1	5755	-7.73	≤30.00	PASS
		5795	-7.06	≤30.00	PASS
11AC20SISO	Ant1	5745	-4.73	≤30.00	PASS
		5785	-4.22	≤30.00	PASS
		5825	-3.71	≤30.00	PASS
11AC40SISO	Ant1	5755	-7.61	≤30.00	PASS
		5795	-6.89	≤30.00	PASS
11AC80SISO	Ant1	5775	-10.61	≤30.00	PASS

Note：1.The Result and Limit Unit is dBm/500 kHz in the band 5.725–5.85 GHz.
2.The Duty Cycle Factor and RBW Factor is compensated in the graph.

Test Graphs

11A_Ant1_5745

11A_Ant1_5785

11A_Ant1_5825

11N20SISO_Ant1_5745

11N20SISO_Ant1_5785

11N20SISO_Ant1_5825

11N40SISO_Ant1_5755

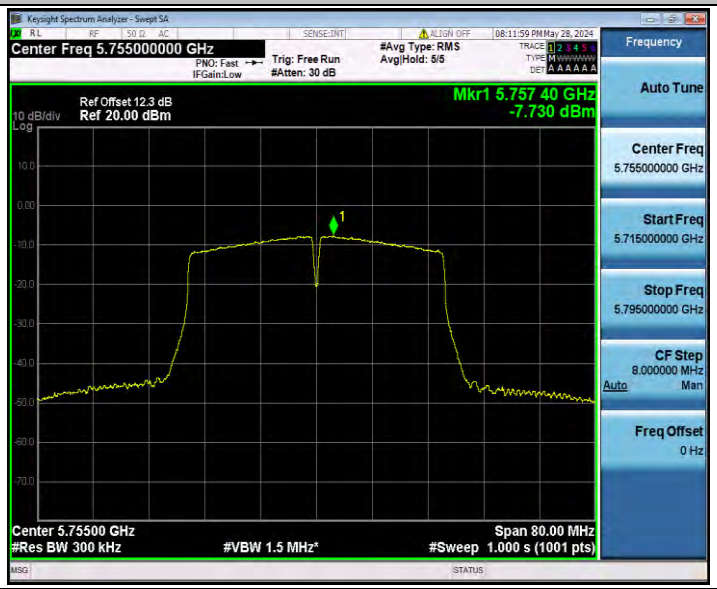

11N40SISO_Ant1_5795

11AC20SISO_Ant1_5745

11AC20SISO_Ant1_5785

11AC20SISO_Ant1_5825

11AC40SISO_Ant1_5755

11AC40SISO_Ant1_5795
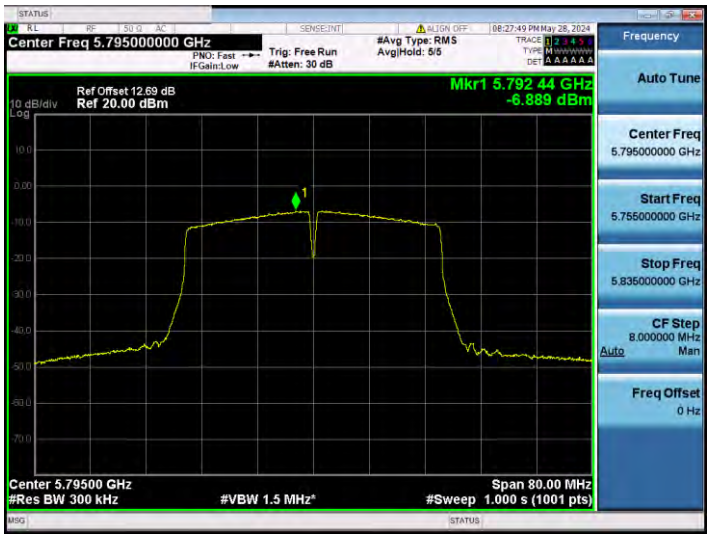

11AC80SISO_Ant1_5775

Appendix E.6: Band edge measurements

Test Result B4

TestMode	Antenna	ChName	Freq(MHz)	FreqRange [MHz]	Result [dBm]	Limit [dBm]	Verdict
11A	Ant1	Low	5745	5650~5700	-41.15	≤-26.79	PASS
				5700~5720	-35.19	≤13.82	PASS
				5720~5725	-29.01	≤22.90	PASS
				5760~5650	-39.53	≤-27	PASS
		High	5825	5850~5855	-31.1	≤16.96	PASS
				5855~5875	-35.29	≤11.65	PASS
				5875~5925	-39.65	≤-26.91	PASS
				5925~5935	-38.2	≤-27	PASS
11N20SISO	Ant1	Low	5745	5650~5700	-39.54	≤-26.10	PASS
				5700~5720	-33.2	≤14.31	PASS
				5720~5725	-28.03	≤20.54	PASS
				5760~5650	-39.89	≤-27	PASS
		High	5825	5850~5855	-29.39	≤18.50	PASS
				5855~5875	-36.43	≤11.34	PASS
				5875~5925	-38.61	≤-25.91	PASS
				5925~5935	-37.68	≤-27	PASS
11N40SISO	Ant1	Low	5755	5650~5700	-39.03	≤-26.40	PASS
				5700~5720	-23.37	≤15.47	PASS
				5720~5725	-23.56	≤15.74	PASS
				5780~5650	-39.97	≤-27	PASS
		High	5795	5850~5855	-38.06	≤16.79	PASS
				5855~5875	-34.2	≤12.00	PASS
				5875~5925	-37.76	≤-25.98	PASS
				5925~5935	-37.69	≤-27	PASS
11AC20SISO	Ant1	Low	5745	5650~5700	-37.55	≤-24.49	PASS
				5700~5720	-33.55	≤15.47	PASS
				5720~5725	-33.45	≤17.65	PASS
				5760~5650	-40	≤-27	PASS
		High	5825	5850~5855	-31.6	≤19.42	PASS
				5855~5875	-37.95	≤10.13	PASS
				5875~5925	-38.47	≤-26.51	PASS
				5925~5935	-38.56	≤-27	PASS
11AC40SISO	Ant1	Low	5755	5650~5700	-40.21	≤-26.80	PASS
				5700~5720	-33.05	≤12.71	PASS
				5720~5725	-31.43	≤15.74	PASS
				5780~5650	-39.46	≤-27	PASS

		High	5795	5850~5855	-37.71	≤15.66	PASS
				5855~5875	-37.44	≤10.02	PASS
				5875~5925	-38.53	≤-26.46	PASS
				5925~5935	-37.72	≤-27	PASS
11AC80S ISO	Ant1	Low	5775	5650~5700	-37.3	≤-25.54	PASS
				5700~5720	-29.39	≤11.92	PASS
				5720~5725	-28.42	≤16.00	PASS
				5800~5650	-36.31	≤-27	PASS
		High	5775	5850~5855	-31.66	≤16.26	PASS
				5855~5875	-31.8	≤11.69	PASS
				5875~5925	-38.85	≤-26.46	PASS
				5925~5935	-38.37	≤-27	PASS

Test Graphs B4

11A_Ant1_Low_5745

11A_Ant1_High_5825

11N20SISO_Ant1_Low_5745

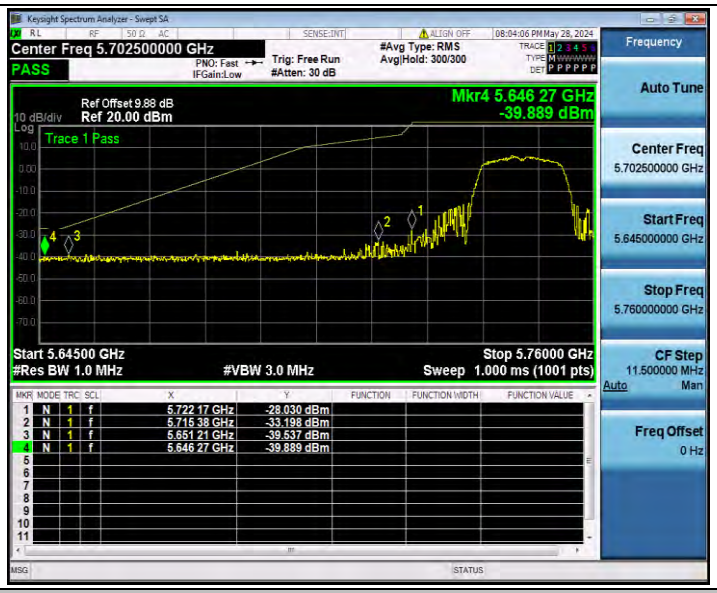

11N20SISO_Ant1_High_5825

11N40SISO_Ant1_Low_5755

11N40SISO_Ant1_High_5795

11AC20SISO_Ant1_Low_5745

11AC20SISO_Ant1_High_5825

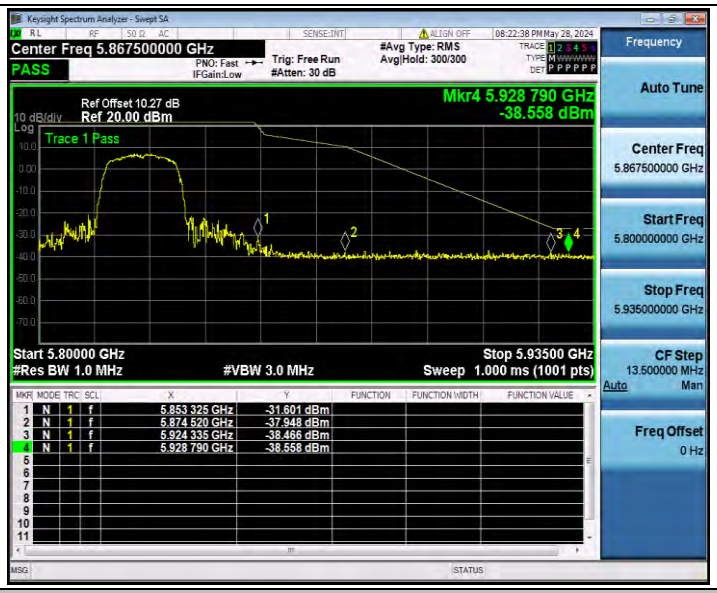

11AC40SISO_Ant1_Low_5755

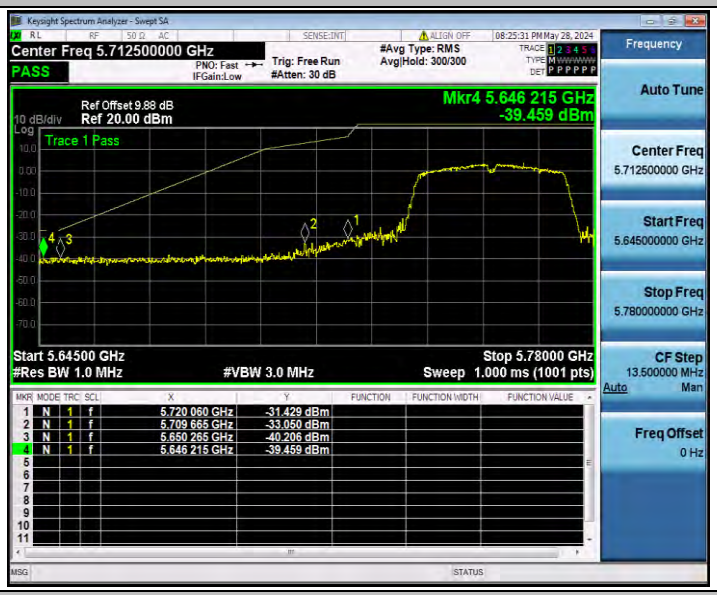

11AC40SISO_Ant1_High_5795

11AC80SISO_Ant1_Low_5775

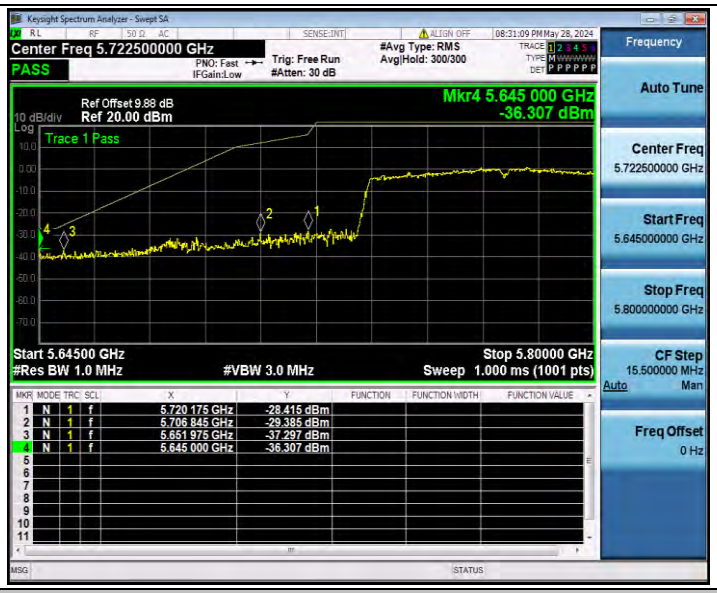

11AC80SISO_Ant1_High_5775

Appendix E.7: Conducted Spurious Emission

Test Result

TestMode	Antenna	Freq(MHz)	FreqRange [MHz]	Max. Fre [MHz]	Max. Level [dBm]	Limit [dBm]	Verdict
11A	Ant1	5745	30~5650	4975.97	-40.44	≤-27	PASS
			5925~40000	24761.13	-32.14	≤-27	PASS
		5785	30~5650	3310.39	-39.93	≤-27	PASS
			5925~40000	26509.66	-31.57	≤-27	PASS
		5825	30~5650	5394.29	-38.91	≤-27	PASS
			5925~40000	26693.01	-32.13	≤-27	PASS
11N20SISO	Ant1	5745	30~5650	5461.36	-39.6	≤-27	PASS
			5925~40000	24364.92	-32.46	≤-27	PASS
		5785	30~5650	5449.37	-40.14	≤-27	PASS
			5925~40000	24905.85	-31.78	≤-27	PASS
		5825	30~5650	5494.14	-39.94	≤-27	PASS
			5925~40000	25599.92	-31.77	≤-27	PASS
11N40SISO	Ant1	5755	30~5650	5404.97	-38.62	≤-27	PASS
			5925~40000	24896.01	-31.7	≤-27	PASS
		5795	30~5650	5601.67	-39.61	≤-27	PASS
			5925~40000	24795.56	-31.83	≤-27	PASS
11AC20SISO	Ant1	5745	30~5650	5612.16	-40.29	≤-27	PASS
			5925~40000	23528.95	-31.61	≤-27	PASS
		5785	30~5650	5462.29	-38.97	≤-27	PASS
			5925~40000	24277.11	-30.22	≤-27	PASS
		5825	30~5650	5449.18	-39.5	≤-27	PASS
			5925~40000	24193.51	-31.41	≤-27	PASS
11AC40SISO	Ant1	5755	30~5650	5404.41	-40.04	≤-27	PASS
			5925~40000	24271.49	-31.95	≤-27	PASS
		5795	30~5650	5451.05	-39.7	≤-27	PASS
			5925~40000	25271.15	-31.58	≤-27	PASS
11AC80SISO	Ant1	5775	30~5650	2700.06	-40.49	≤-27	PASS
			5925~40000	25032.3	-31.46	≤-27	PASS

Test Graphs

11A_Ant1_5745_30~5650

11A_Ant1_5745_5925~40000

11A_Ant1_5785_30~5650

11A_Ant1_5785_5925~40000

11A_Ant1_5825_30~5650

11A_Ant1_5825_5925~40000

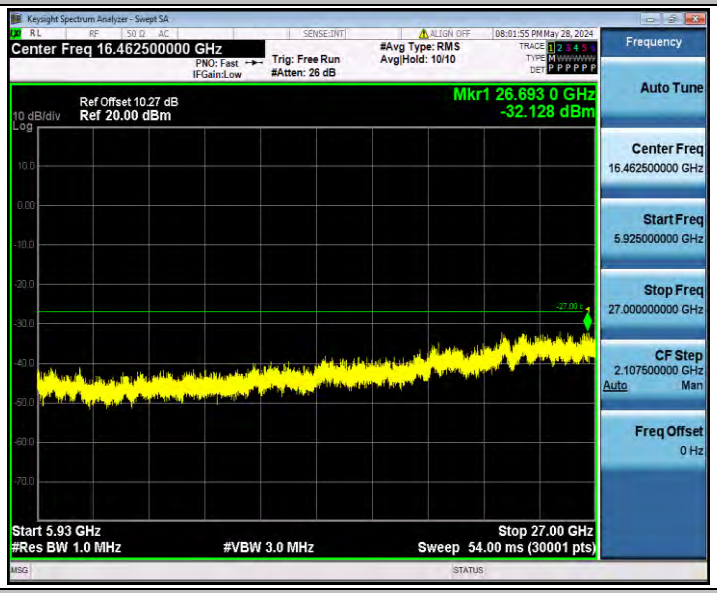

11N20SISO_Ant1_5745_30~5650

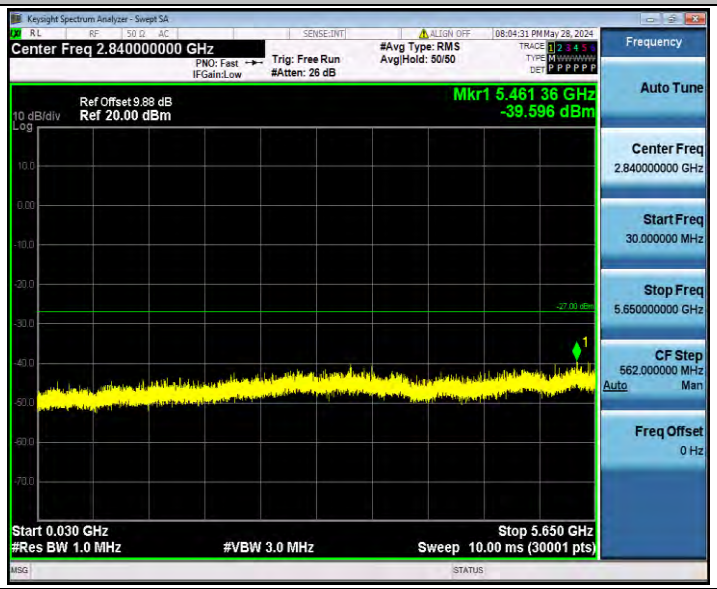

11N20SISO_Ant1_5745_5925~40000

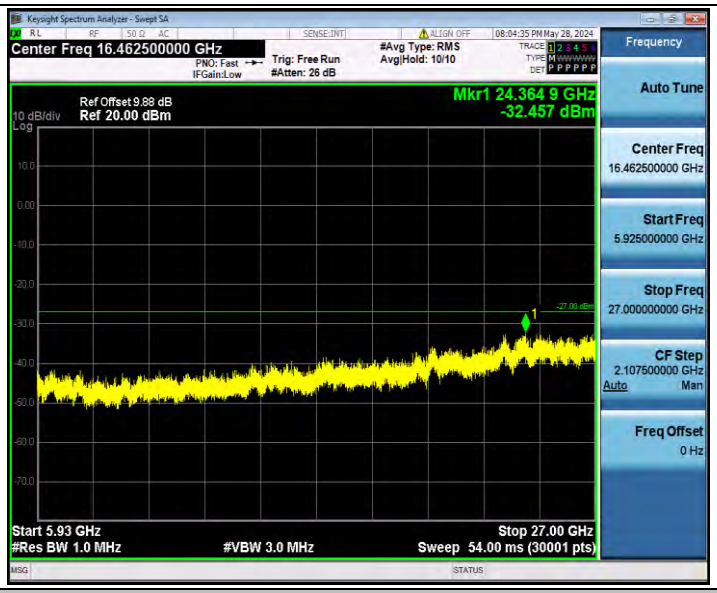

11N20SISO_Ant1_5785_30~5650

11N20SISO_Ant1_5785_5925~40000

11N20SISO_Ant1_5825_30~5650
11N20SISO_Ant1_5825_5925~40000
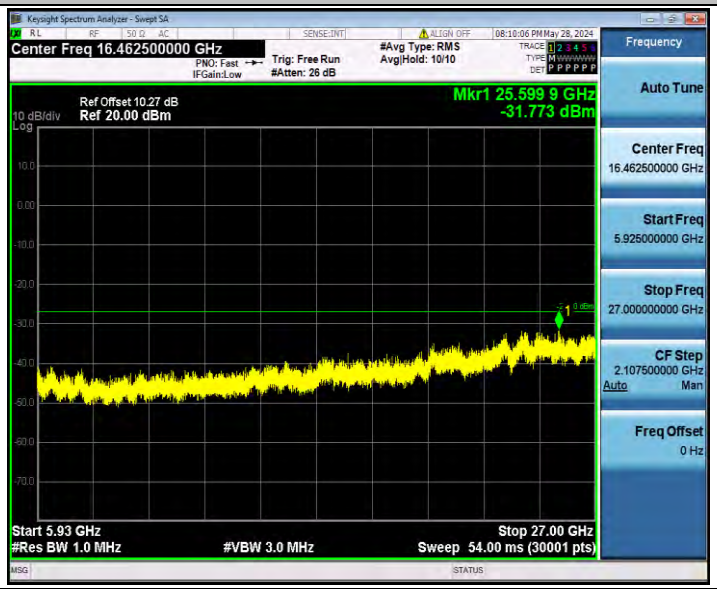
11N40SISO_Ant1_5755_30~5650

11N40SISO_Ant1_5755_5925~40000

11N40SISO_Ant1_5795_30~5650

11N40SISO_Ant1_5795_5925~40000

11AC20SISO_Ant1_5745_30~5650

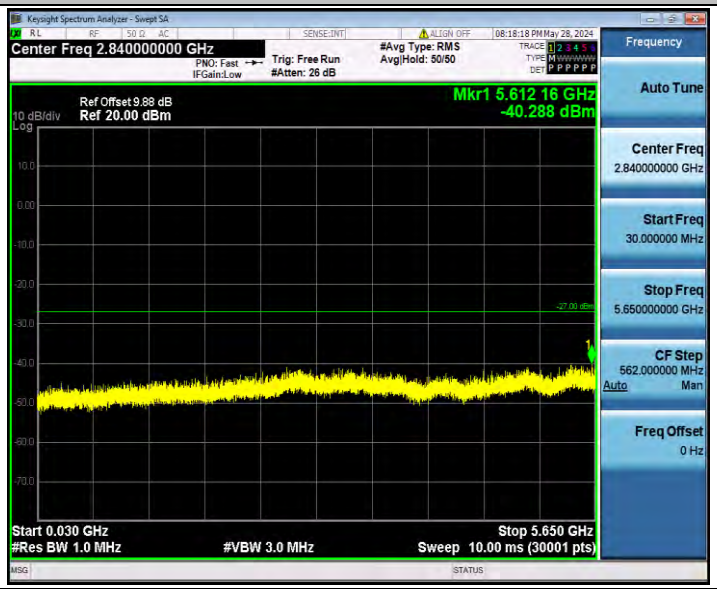

11AC20SISO_Ant1_5745_5925~40000

11AC20SISO_Ant1_5785_30~5650

11AC20SISO_Ant1_5785_5925~40000

11AC20SISO_Ant1_5825_30~5650

11AC20SISO_Ant1_5825_5925~40000

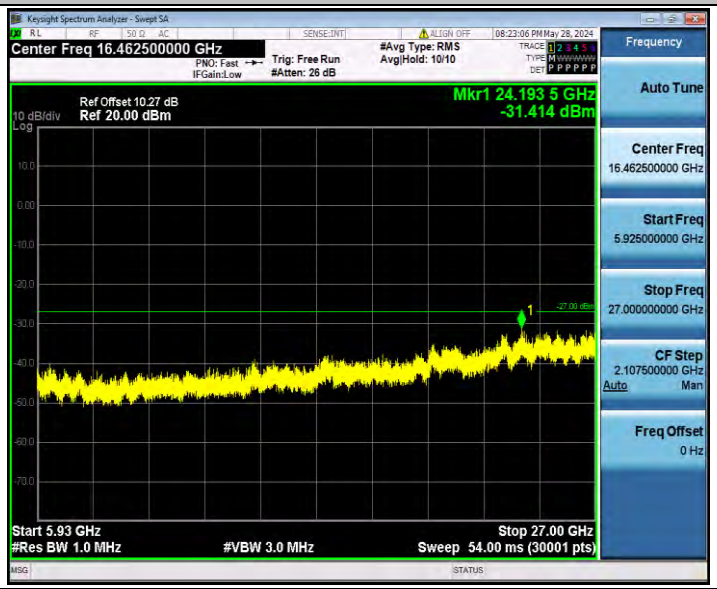

11AC40SISO_Ant1_5755_30~5650

11AC40SISO_Ant1_5755_5925~40000

11AC40SISO_Ant1_5795_30~5650

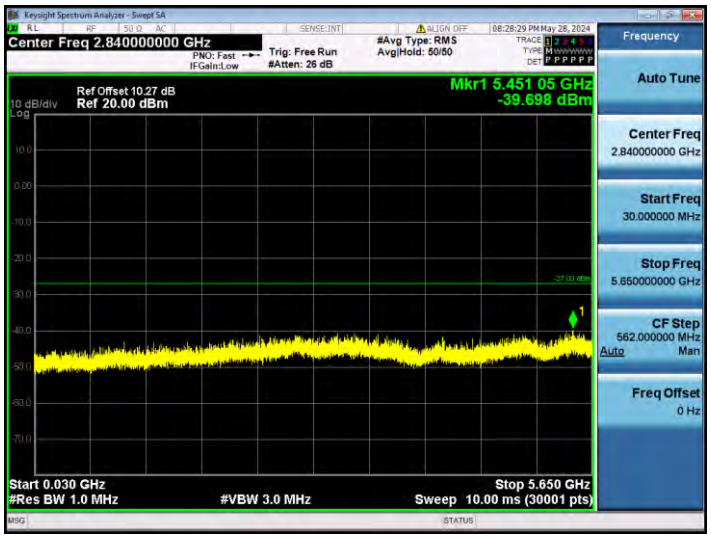

11AC40SISO_Ant1_5795_5925~40000

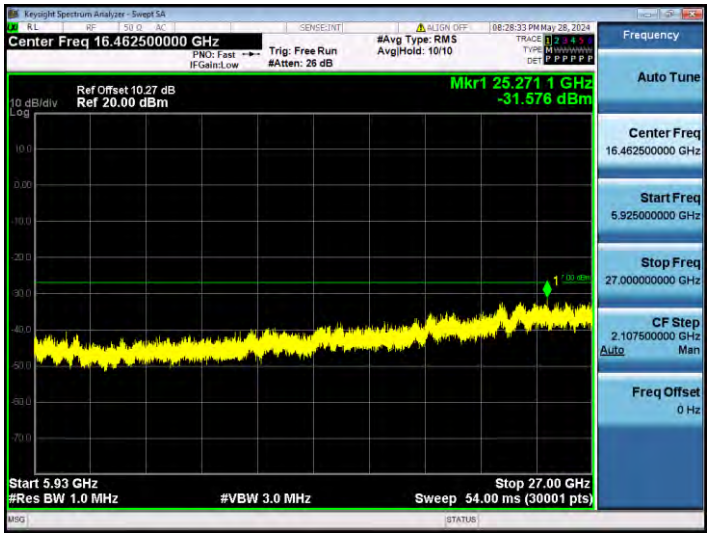

11AC80SISO_Ant1_5775_30~5650

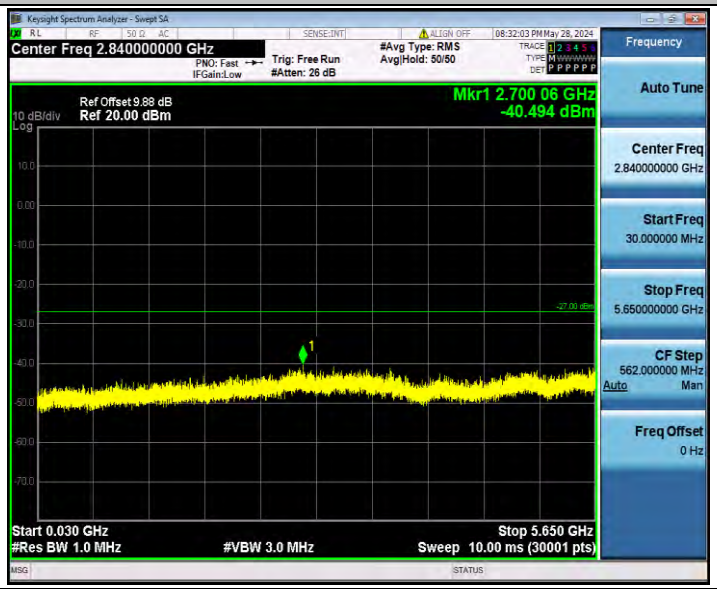

11AC80SISO_Ant1_5775_5925~40000

Appendix E.8: Emissions in Restricted Bands

Test Result

TestMode	Antenna	ChName	Freq(MHz)	Detector	Freq [MHz]	Result [dBm]	Limit [dBm]	Verdict
11A	Ant1	Low	5745	Peak	5650.000	-38.924	≤-27.00	PASS
				Peak	5700.000	-40.75	≤10.00	PASS
				Peak	5720.000	-32.86	≤15.60	PASS
				Peak	5725.000	-33.95	≤27.00	PASS
		High	5825	Peak	5850.000	-31.066	≤27.00	PASS
				Peak	5855.000	-33.42	≤15.60	PASS
				Peak	5875.000	-38.14	≤10.00	PASS
				Peak	5925.000	-38.27	≤-27.00	PASS
11N20SISO	Ant1	Low	5745	Peak	5650.000	-39.177	≤-27.00	PASS
				Peak	5700.000	-39.27	≤10.00	PASS
				Peak	5720.000	-37.4	≤15.60	PASS
				Peak	5725.000	-35.11	≤27.00	PASS
		High	5825	Peak	5850.000	-33.082	≤27.00	PASS
				Peak	5855.000	-38.45	≤15.60	PASS
				Peak	5875.000	-38.66	≤10.00	PASS
				Peak	5925.000	-38.79	≤-27.00	PASS
11N40SISO	Ant1	Low	5755	Peak	5650.000	-39.162	≤-27.00	PASS
				Peak	5700.000	-38.1	≤10.00	PASS
				Peak	5720.000	-26.72	≤15.60	PASS
				Peak	5725.000	-30.01	≤27.00	PASS
		High	5795	Peak	5850.000	-38.489	≤27.00	PASS
				Peak	5855.000	-38.95	≤15.60	PASS
				Peak	5875.000	-39.26	≤10.00	PASS
				Peak	5925.000	-38.32	≤-27.00	PASS
11AC20SISO	Ant1	Low	5745	Peak	5650.000	-41.09	≤-27.00	PASS
				Peak	5700.000	-39.44	≤10.00	PASS
				Peak	5720.000	-36.25	≤15.60	PASS
				Peak	5725.000	-34.88	≤27.00	PASS
		High	5825	Peak	5850.000	-31.662	≤27.00	PASS
				Peak	5855.000	-34.83	≤15.60	PASS
				Peak	5875.000	-37.84	≤10.00	PASS
				Peak	5925.000	-38.52	≤-27.00	PASS
11AC40SISO	Ant1	Low	5755	Peak	5650.000	-39.803	≤-27.00	PASS
				Peak	5700.000	-38.42	≤10.00	PASS
				Peak	5720.000	-33.9	≤15.60	PASS
				Peak	5725.000	-30.31	≤27.00	PASS

		High	5795	Peak	5850.000	-35.046	≤27.00	PASS
				Peak	5855.000	-37.64	≤15.60	PASS
				Peak	5875.000	-39.53	≤10.00	PASS
				Peak	5925.000	-39.95	≤-27.00	PASS
11AC80SISO	Ant1	Low	5775	Peak	5650.000	-37.774	≤-27.00	PASS
				Peak	5700.000	-31.82	≤10.00	PASS
				Peak	5720.000	-32.28	≤15.60	PASS
				Peak	5725.000	-33.04	≤27.00	PASS
		High	5775	Peak	5850.000	-32.727	≤27.00	PASS
				Peak	5855.000	-35.83	≤15.60	PASS
				Peak	5875.000	-36.25	≤10.00	PASS
				Peak	5925.000	-39.74	≤-27.00	PASS

Note：

1. The Antenna Gain is compensated in the graph.
2. The Duty Cycle Factor and RBW Factor is compensated in the graph.
3. For transmitters operating in 5150-5350 GHz band and 5470-5725 GHz band: The limit in dBm for average detector is conversion from 54dBuV/m, according to 15.209(a). The limit in dBm for peak detector is 20dB above the limit of average detector in dBm.

Test Graphs

11A_Ant1_Low_5745_Peak

11A_Ant1_High_5825_Peak

11N20SISO_Ant1_Low_5745_Peak

11N20SISO_Ant1_High_5825_Peak

11N40SISO_Ant1_Low_5755_Peak

11N40SISO_Ant1_High_5795_Peak

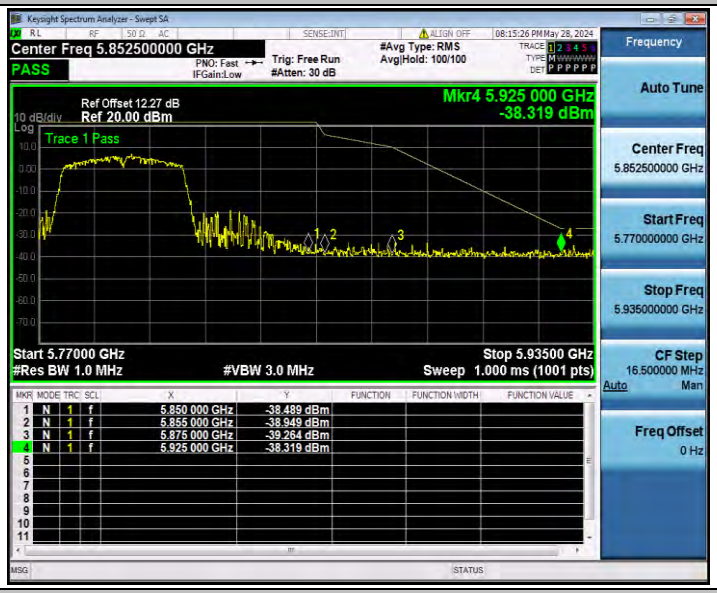

11AC20SISO_Ant1_Low_5745_Peak

11AC20SISO_Ant1_High_5825_Peak

11AC40SISO_Ant1_Low_5755_Peak

11AC40SISO_Ant1_High_5795_Peak

11AC80SISO_Ant1_Low_5775_Peak

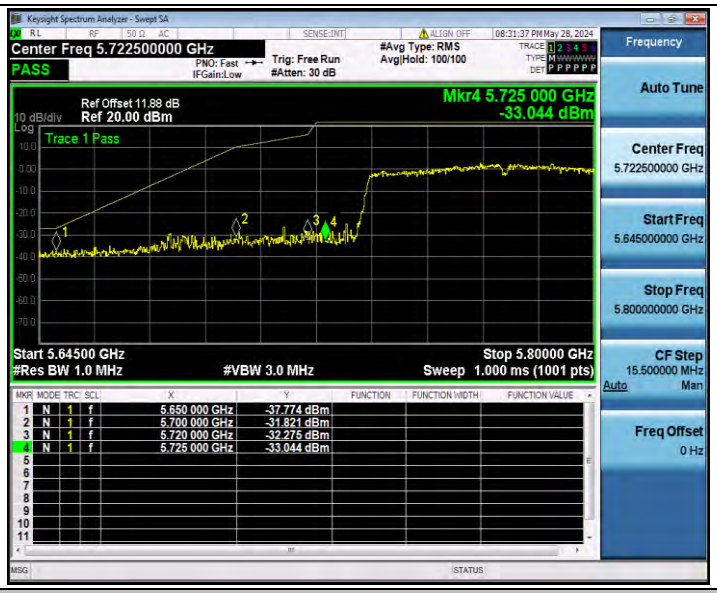

11AC80SISO_Ant1_High_5775_Peak