Table of Contents

1. Duty Cycle 2
2. -20dB Bandwidth 7
3. 99% Occupied Bandwidth 12
4. Peak Output Power 17
5. Spurious Emissions 22
6. Bandedge 31
7. Carrier Frequencies Separation (Hopping) 44
8. Number of Hopping Channel (Hopping) 49
9. Dwell Time (Hopping) 51

FCC ID:2AQAORC-B780S
FCC_BT (Part15.247) Test Data

1. Duty Cycle

Condition	Antenna	Rate	Frequency (MHz)	Dutycycle(%)	Duty_factor
NVNT	ANT1	1-DH1	2402.00	30.16	5.21
NVNT	ANT1	1-DH1	2441.00	30.65	5.14
NVNT	ANT1	1-DH1	2480.00	30.65	5.14
NVNT	ANT1	2-DH1	2402.00	31.75	4.98
NVNT	ANT1	2-DH1	2441.00	32.26	4.91
NVNT	ANT1	2-DH1	2480.00	30.16	5.21
NVNT	ANT1	3-DH1	2402.00	30.16	5.21
NVNT	ANT1	3-DH1	2441.00	30.65	5.14
NVNT	ANT1	3-DH1	2480.00	30.65	5.14

Duty_Cycle_NVNT_ANT1_1-DH1_2402

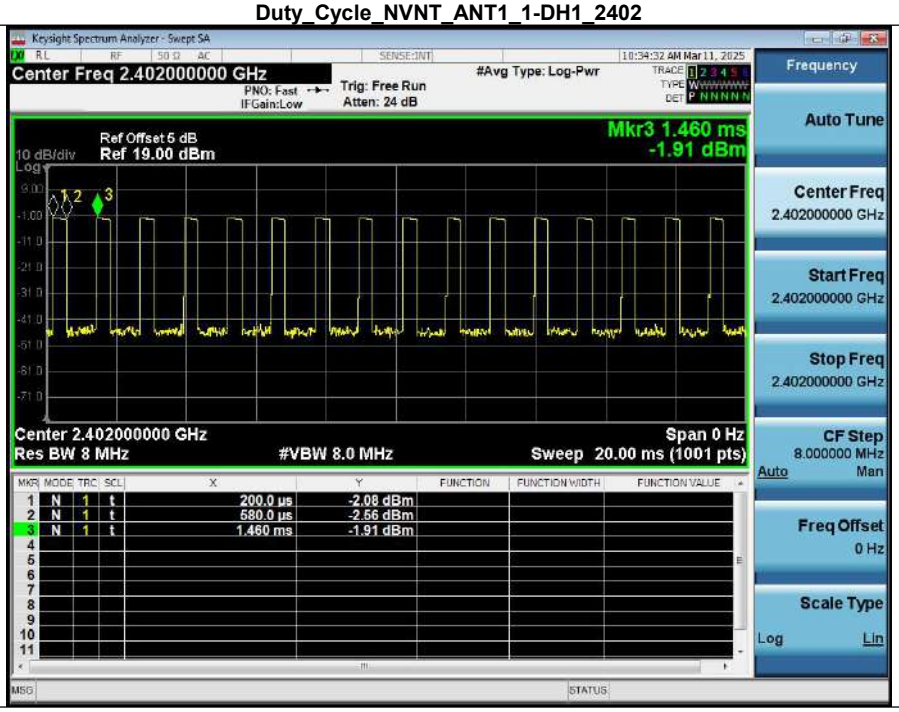

Duty_Cycle_NVNT_ANT1_1-DH1_2441

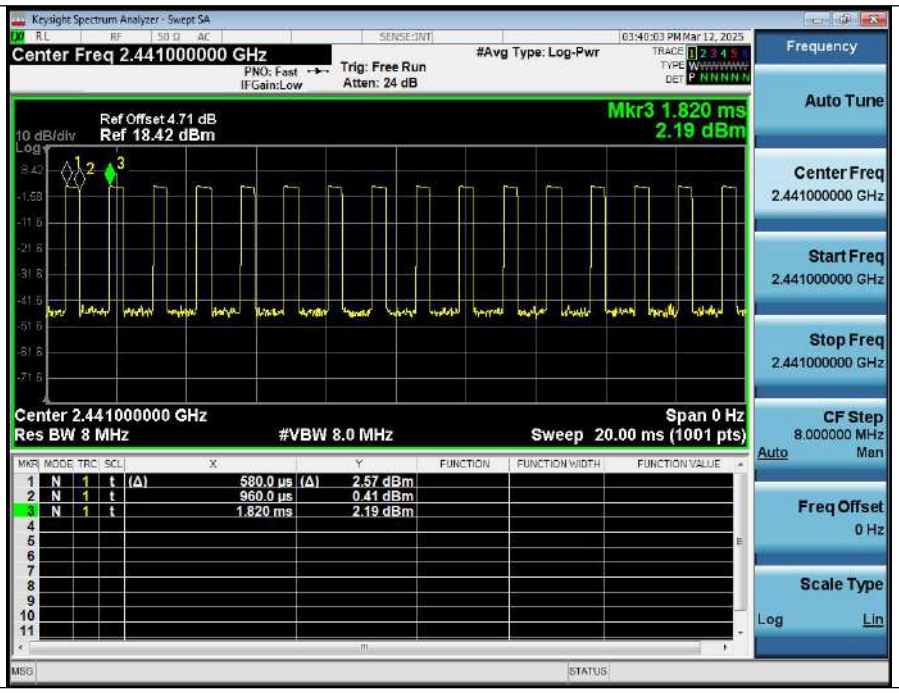

Duty_Cycle_NVNT_ANT1_1-DH1_2480

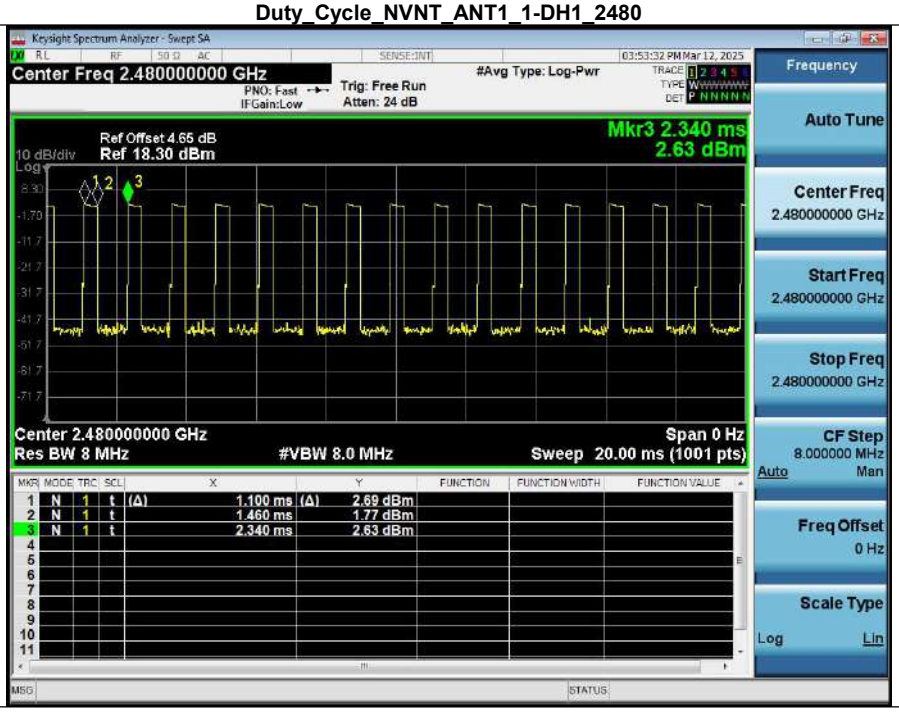

Duty_Cycle_NVNT_ANT1_2-DH1_2402

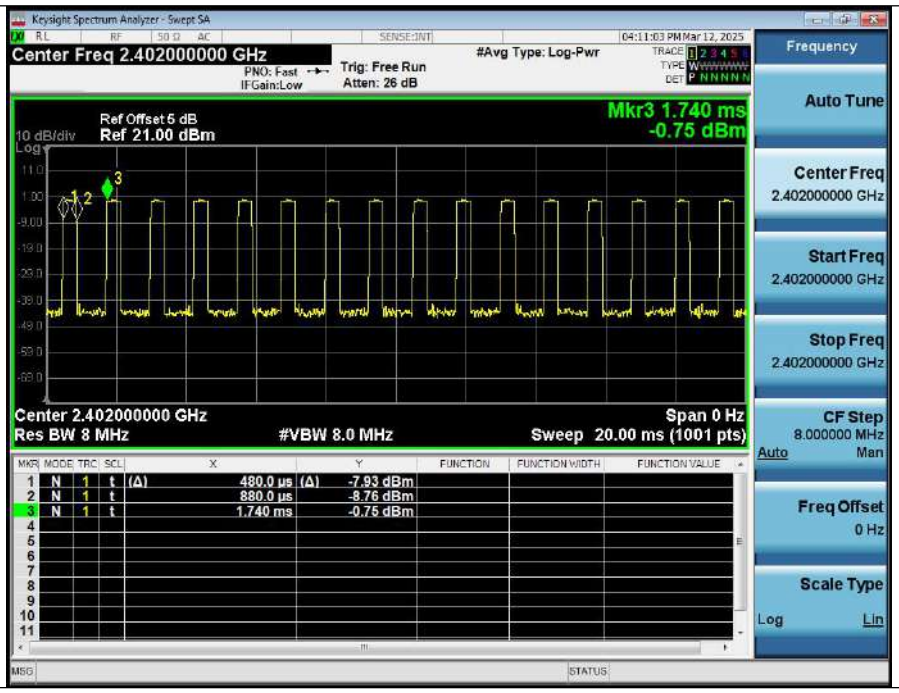

Duty_Cycle_NVNT_ANT1_2-DH1_2441

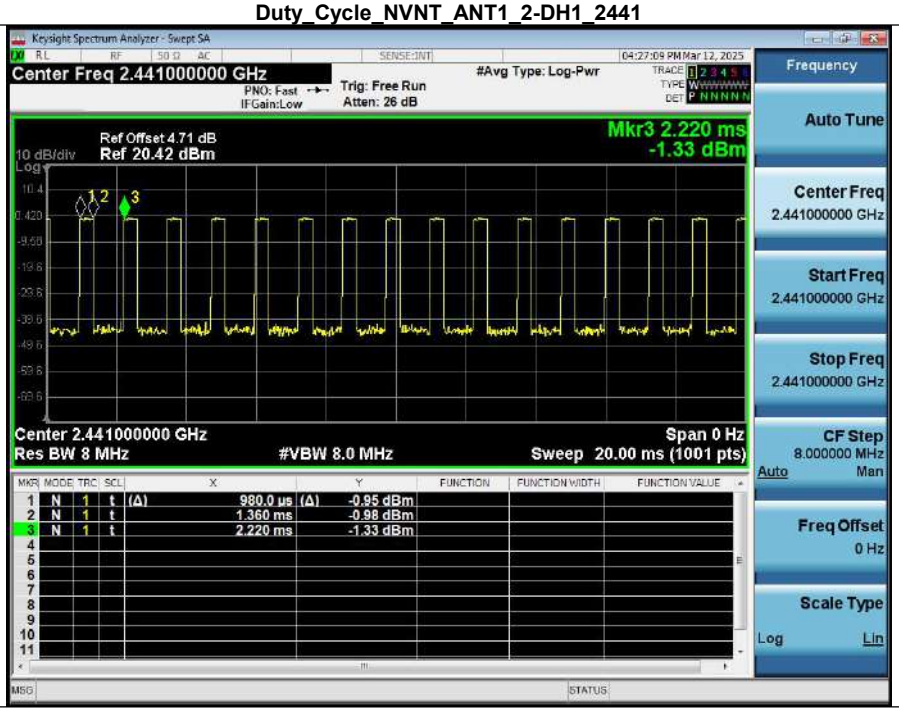

Duty_Cycle_NVNT_ANT1_2-DH1_2480

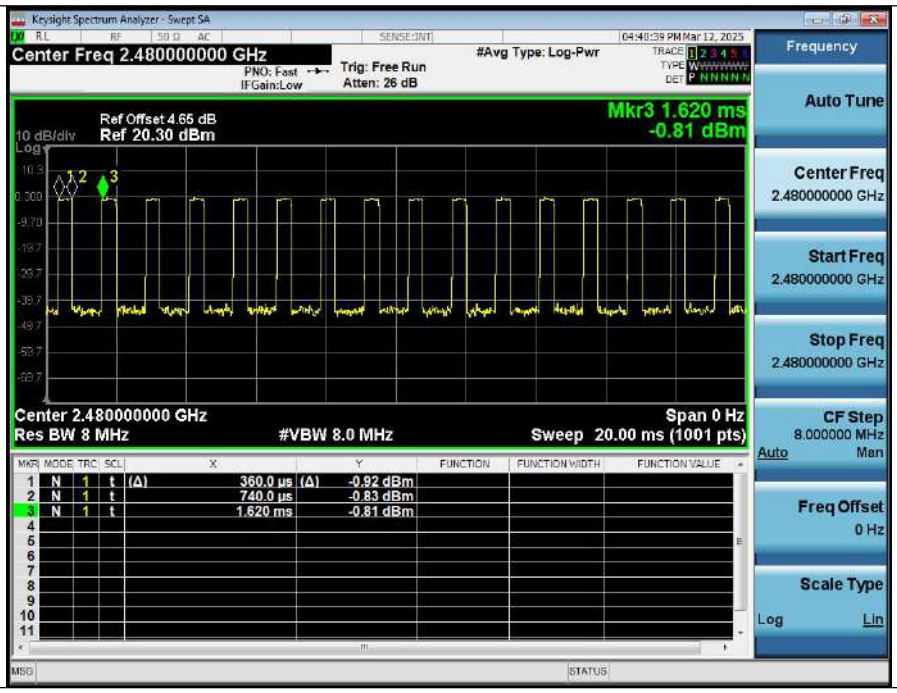

Duty_Cycle_NVNT_ANT1_3-DH1_2402

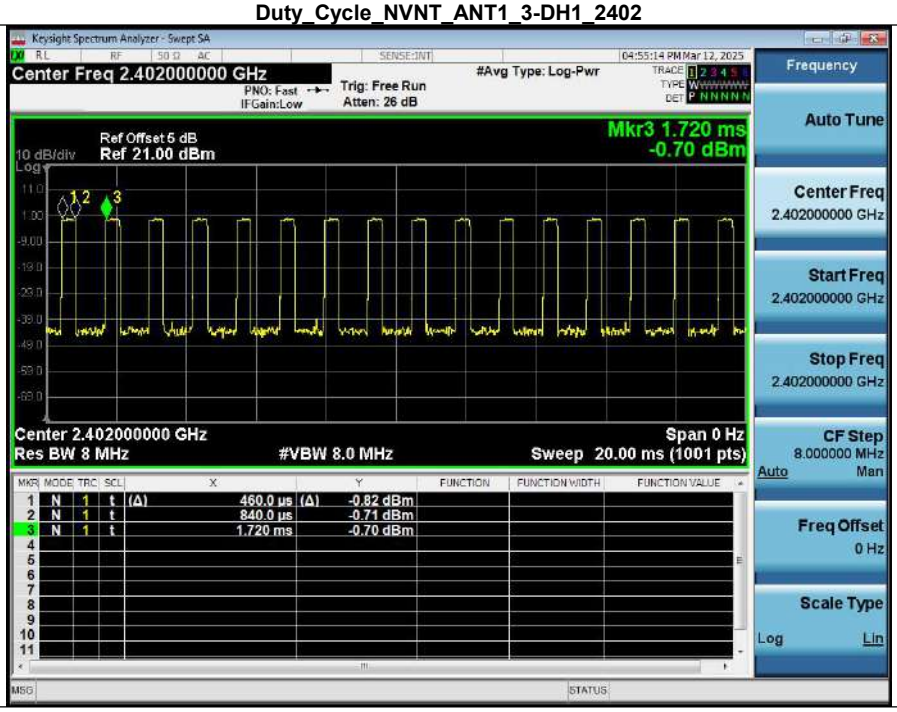

Duty_Cycle_NVNT_ANT1_3-DH1_2441

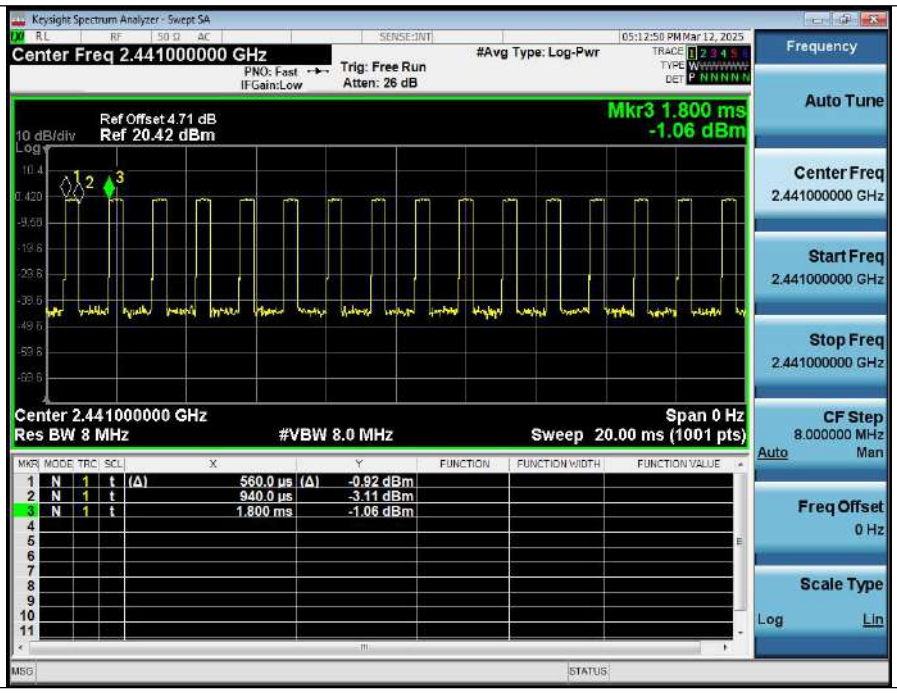

Duty_Cycle_NVNT_ANT1_3-DH1_2480

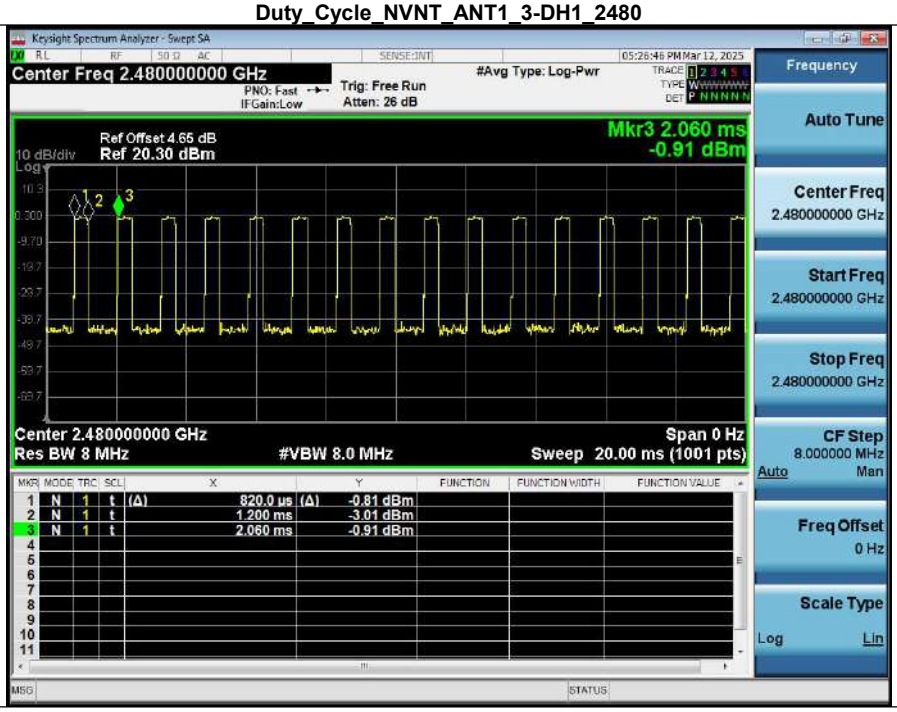

2. -20dB Bandwidth

Condition	Antenna	Modulation	Frequency (MHz)	-20dB BW(MHz)	if larger than CFS
NVNT	ANT1	1-DH1	2402.00	0.879	No
NVNT	ANT1	1-DH1	2441.00	0.880	No
NVNT	ANT1	1-DH1	2480.00	0.881	No
NVNT	ANT1	2-DH1	2402.00	1.241	Yes
NVNT	ANT1	2-DH1	2441.00	1.221	Yes
NVNT	ANT1	2-DH1	2480.00	1.246	Yes
NVNT	ANT1	3-DH1	2402.00	1.224	Yes
NVNT	ANT1	3-DH1	2441.00	1.223	Yes
NVNT	ANT1	3-DH1	2480.00	1.226	Yes

-20dB_Bandwidth_NVNT_ANT1_1-DH1_2402_00

-20dB_Bandwidth_NVNT_ANT1_1-DH1_2441_00

-20dB_Bandwidth_NVNT_ANT1_1-DH1_2480_00

-20dB_Bandwidth_NVNT_ANT1_2-DH1_2402_00

-20dB_Bandwidth_NVNT_ANT1_2-DH1_2441_00

-20dB_Bandwidth_NVNT_ANT1_2-DH1_2480_00

-20dB_Bandwidth_NVNT_ANT1_3-DH1_2402_00

-20dB_Bandwidth_NVNT_ANT1_3-DH1_2441_00

-20dB_Bandwidth_NVNT_ANT1_3-DH1_2480_00

Keysight Spectrum Analyzer - Occupied BW
Center Freq 2.480000000 GHz
Center Freq: 2.480000000 GHz
Trig: Free Run
Avg|Hold: 10/10
#Atten: 30 dB
Radio Std: None
Radio Device: BTS
05:27:05 PM Mar 12, 2025
Frequency
Ref Offset 4.65 dB
10 dB/div
Ref 16.30 dBm
Center Freq
2.480000000 GHz
Center 2.48 GHz
#Res BW 30 kHz
#VBW 100 kHz
Span 3 MHz
Sweep 3.2 ms
CF Step
300.000 kHz
Auto
Man
Occupied Bandwidth
1.1407 MHz
Total Power 5.70 dBm
Transmit Freq Error 89.278 kHz
% of OBW Power 99.00 %
x dB Bandwidth 1.226 MHz
x dB -20.00 dB
Freq Offset
0 Hz
MSG
STATUS

3. 99% Occupied Bandwidth

Condition	Antenna	Modulation	Frequency (MHz)	99%%BW(MHz)
NVNT	ANT1	1-DH1	2402.00	0.861
NVNT	ANT1	1-DH1	2441.00	0.870
NVNT	ANT1	1-DH1	2480.00	0.870
NVNT	ANT1	2-DH1	2402.00	1.147
NVNT	ANT1	2-DH1	2441.00	1.148
NVNT	ANT1	2-DH1	2480.00	1.149
NVNT	ANT1	3-DH1	2402.00	1.135
NVNT	ANT1	3-DH1	2441.00	1.138
NVNT	ANT1	3-DH1	2480.00	1.141

99%_Occupied_Bandwidth_NVNT_ANT1_1-DH1_2402_00

99%_Occupied_Bandwidth_NVNT_ANT1_1-DH1_2441_00

99%_Occupied_Bandwidth_NVNT_ANT1_1-DH1_2480_00

99%_Occupied_Bandwidth_NVNT_ANT1_2-DH1_2402_00

99%_Occupied_Bandwidth_NVNT_ANT1_2-DH1_2441_00

99%_Occupied_Bandwidth_NVNT_ANT1_2-DH1_2480_00

99%_Occupied_Bandwidth_NVNT_ANT1_3-DH1_2402_00

99%_Occupied_Bandwidth_NVNT_ANT1_3-DH1_2441_00

99%_Occupied_Bandwidth_NVNT_ANT1_3-DH1_2480_00

Keysight Spectrum Analyzer - Occupied BW
05:27:24 PM Mar 12, 2025
Center Freq 2.480000000 GHz
Center Freq: 2.480000000 GHz
Trig: Free Run
Avg|Hold:>10/10
#Atten: 30 dB
#IF Gain:Low
Radio Std: None
Radio Device: BTS
Frequency
Ref Offset 4.65 dB
10 dB/div
Ref 16.30 dBm
Log
Center Freq
2.480000000 GHz
Center 2.48 GHz
#Res BW 30 kHz
#VBW 100 kHz
Span 3 MHz
Sweep 3.2 ms
CF Step
300.000 kHz
Auto
Man
Occupied Bandwidth
1.1405 MHz
Total Power
5.69 dBm
Transmit Freq Error
89.038 kHz
% of OBW Power
99.00 %
x dB Bandwidth
1.347 MHz
x dB
-26.00 dB
Freq Offset
0 Hz
MSG
STATUS

4. Peak Output Power

Condition	Antenna	Modulation	Frequency (MHz)	Max. Conducted Power(dBm)	Max. Conducted Power(mW)	Limit(mW)	Result
NVNT	ANT1	1-DH1	2402.00	-1.97	0.64	1000	Pass
NVNT	ANT1	1-DH1	2441.00	2.48	1.77	1000	Pass
NVNT	ANT1	1-DH1	2480.00	2.63	1.83	1000	Pass
NVNT	ANT1	2-DH1	2402.00	-0.32	0.93	125	Pass
NVNT	ANT1	2-DH1	2441.00	-0.56	0.88	125	Pass
NVNT	ANT1	2-DH1	2480.00	-0.47	0.90	125	Pass
NVNT	ANT1	3-DH1	2402.00	-0.03	0.99	125	Pass
NVNT	ANT1	3-DH1	2441.00	-0.28	0.94	125	Pass
NVNT	ANT1	3-DH1	2480.00	-0.22	0.95	125	Pass

Peak_Output_Power_NVNT_ANT1_1-DH1_2402_00

Peak_Output_Power_NVNT_ANT1_1-DH1_2441_00

Peak_Output_Power_NVNT_ANT1_1-DH1_2480_00

Peak_Output_Power_NVNT_ANT1_2-DH1_2402_00

Peak_Output_Power_NVNT_ANT1_2-DH1_2441_00

Peak_Output_Power_NVNT_ANT1_2-DH1_2480_00

Peak_Output_Power_NVNT_ANT1_3-DH1_2402_00

Peak_Output_Power_NVNT_ANT1_3-DH1_2441_00

Peak_Output_Power_NVNT_ANT1_3-DH1_2480_00

Keysight Spectrum Analyzer - Swept SA
Center Freq 2.480000000 GHz
PNO: Fast
IFGain:Low
Trig: Free Run
Atten: 20 dB
#Avg Type: Log-Pwr
Avg|Hold: 10/10
05:27:43 PM Mar 12, 2025
Ref Offset 4.65 dB
10 dB/div
Ref 14.30 dB
Log
Mkr1 2.480 014 GHz
-0.218 dBm
Center 2.480000 GHz
#Res BW 3.0 MHz
#VBW 8.0 MHz
Span 7.000 MHz
Sweep 1.000 ms (1001 pts)
Frequency
Auto Tune
Center Freq
2.480000000 GHz
Start Freq
2.476500000 GHz
Stop Freq
2.483500000 GHz
CF Step
700.000 kHz
Auto
Man
Freq Offset
0 Hz
Scale Type
Log
Lin

5. Spurious Emissions

Condition	Antenna	Modulation	TX Mode	Ref_level(dBm)	Spurious MAX.Value(dBm)	Limit	Result
NVNT	ANT1	1-DH1	2402.00	-2.406	-42.207	-22.406	Pass
NVNT	ANT1	1-DH1	2441.00	1.852	-35.852	-18.148	Pass
NVNT	ANT1	1-DH1	2480.00	2.016	-41.012	-17.984	Pass
NVNT	ANT1	2-DH1	2402.00	-1.195	-41.615	-21.195	Pass
NVNT	ANT1	2-DH1	2441.00	-1.486	-40.887	-21.486	Pass
NVNT	ANT1	2-DH1	2480.00	-1.403	-43.307	-21.403	Pass
NVNT	ANT1	3-DH1	2402.00	-1.144	-38.720	-21.144	Pass
NVNT	ANT1	3-DH1	2441.00	-1.385	-42.644	-21.385	Pass
NVNT	ANT1	3-DH1	2480.00	-1.380	-49.030	-21.380	Pass

1_Reference_Level_NVNT_ANT1_1-DH1_2402_00

2_Spurious_Emissions_NVNT_ANT1_1-DH1_2402_00

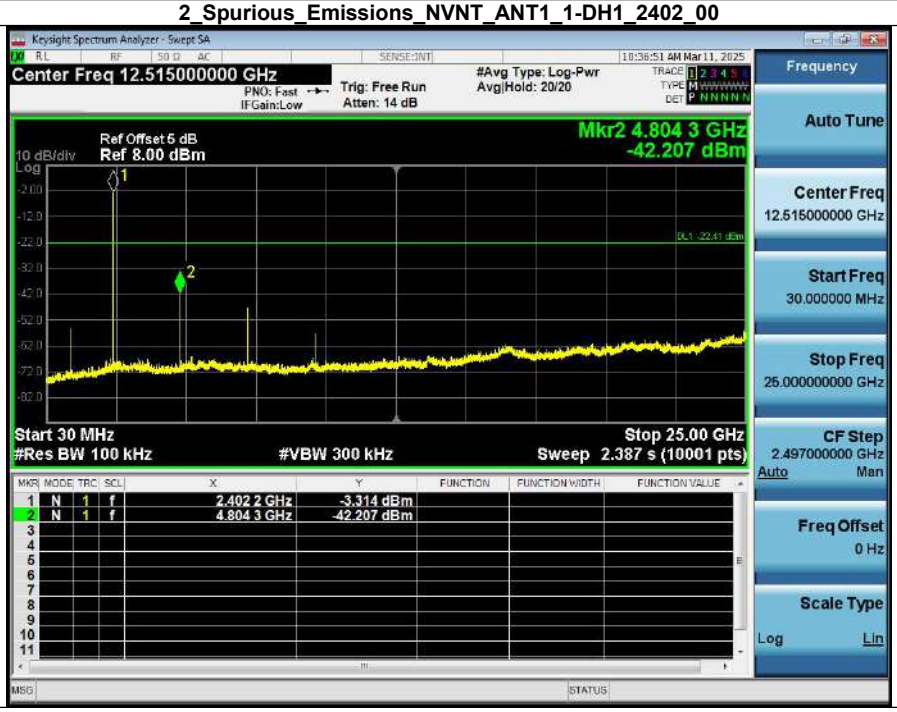

1_Reference_Level_NVNT_ANT1_1-DH1_2441_00

2_Spurious_Emissions_NVNT_ANT1_1-DH1_2441_00

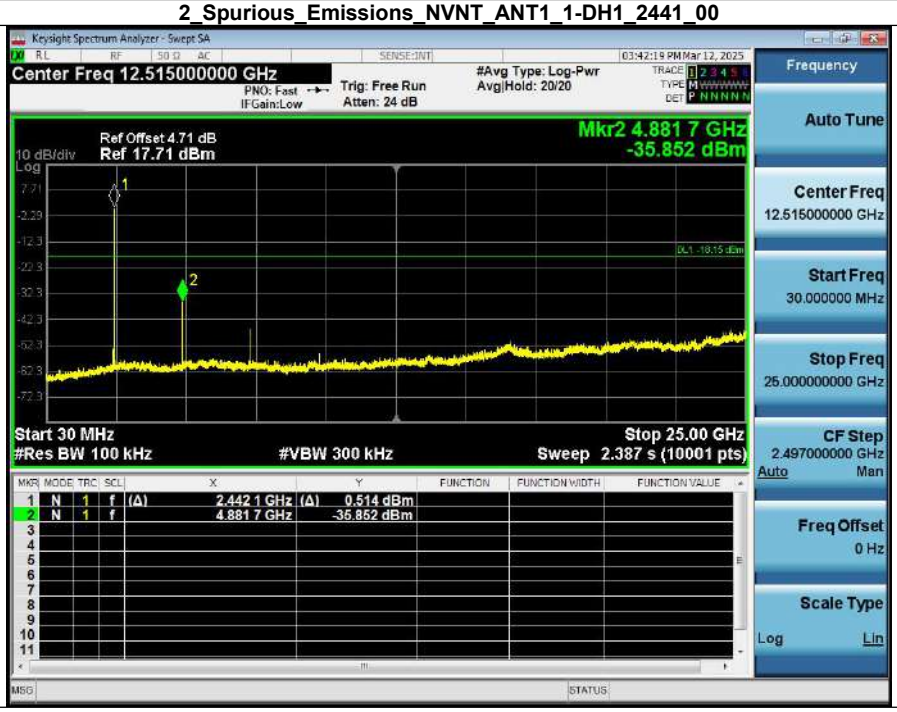

1_Reference_Level_NVNT_ANT1_1-DH1_2480_00

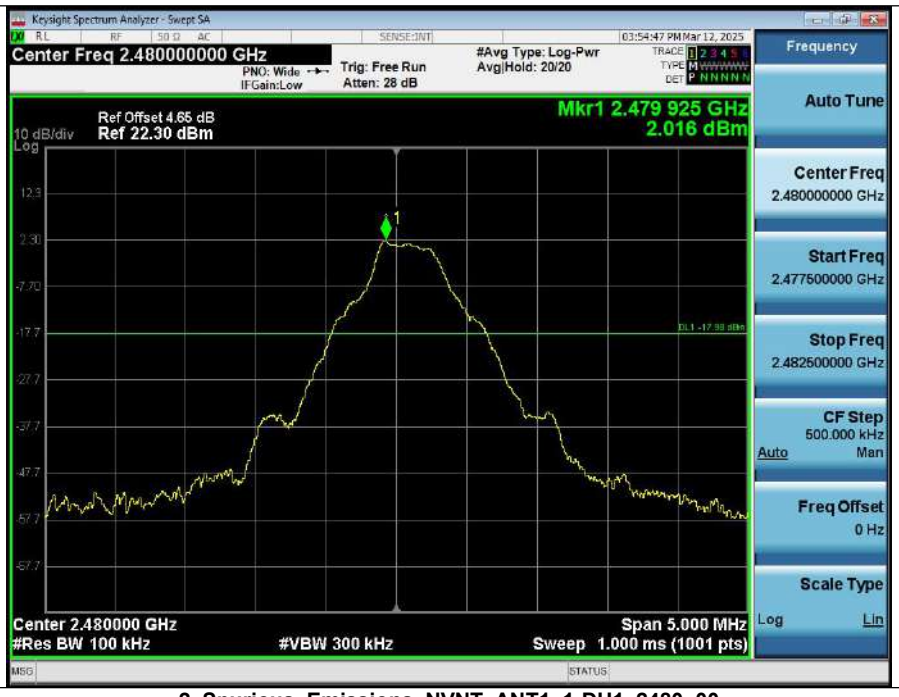

2_Spurious_Emissions_NVNT_ANT1_1-DH1_2480_00

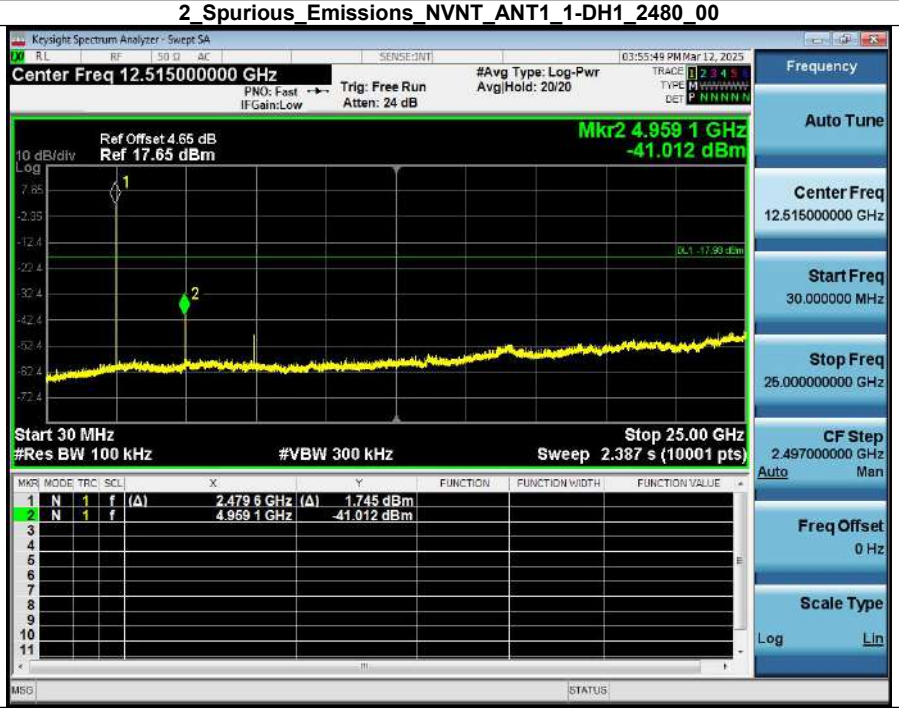

1_Reference_Level_NVNT_ANT1_2-DH1_2402_00

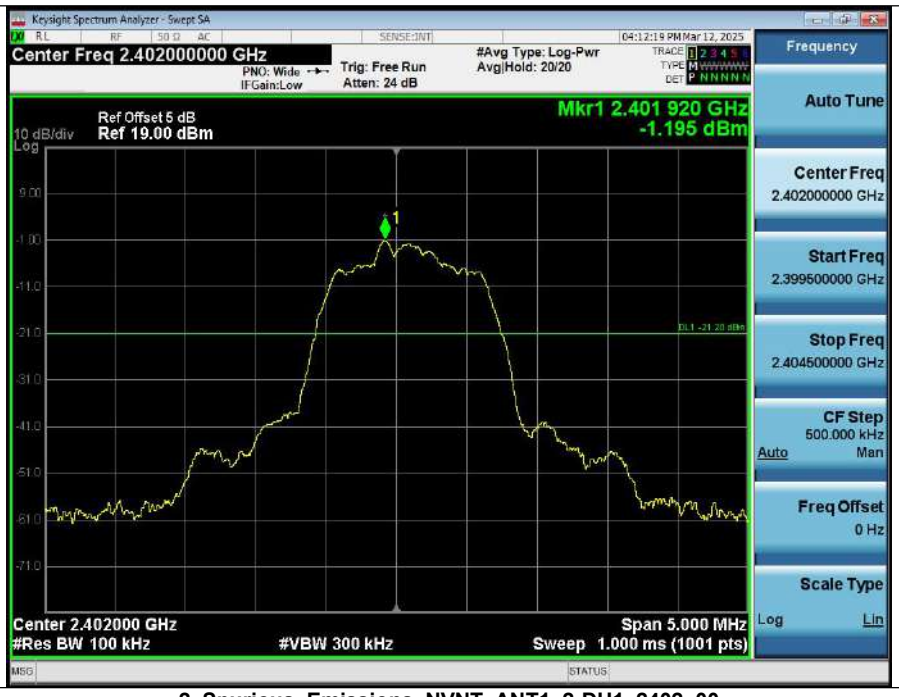

2_Spurious_Emissions_NVNT_ANT1_2-DH1_2402_00

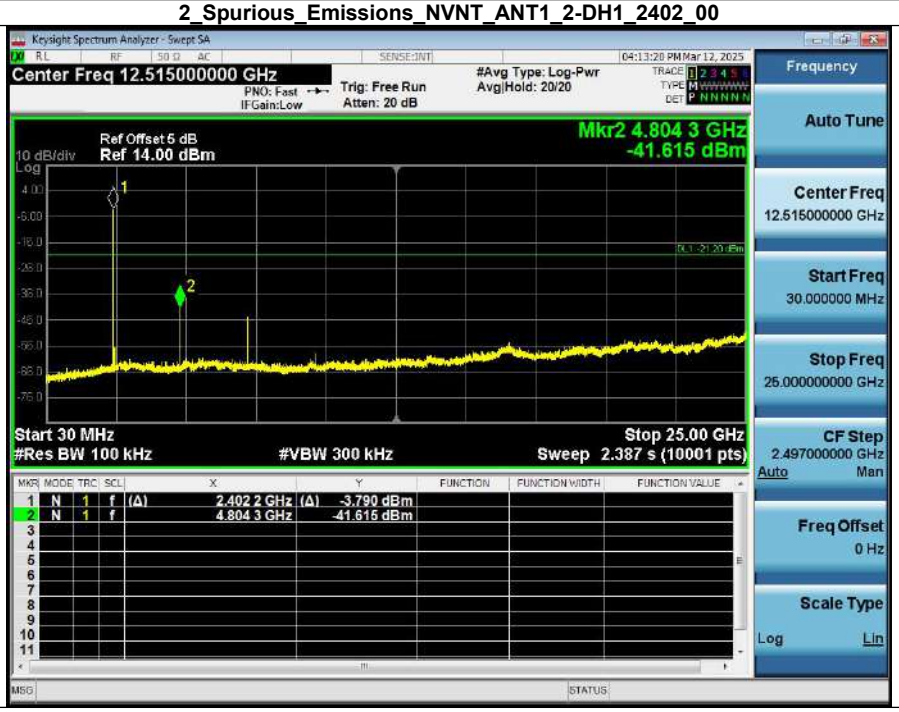

1_Reference_Level_NVNT_ANT1_2-DH1_2441_00

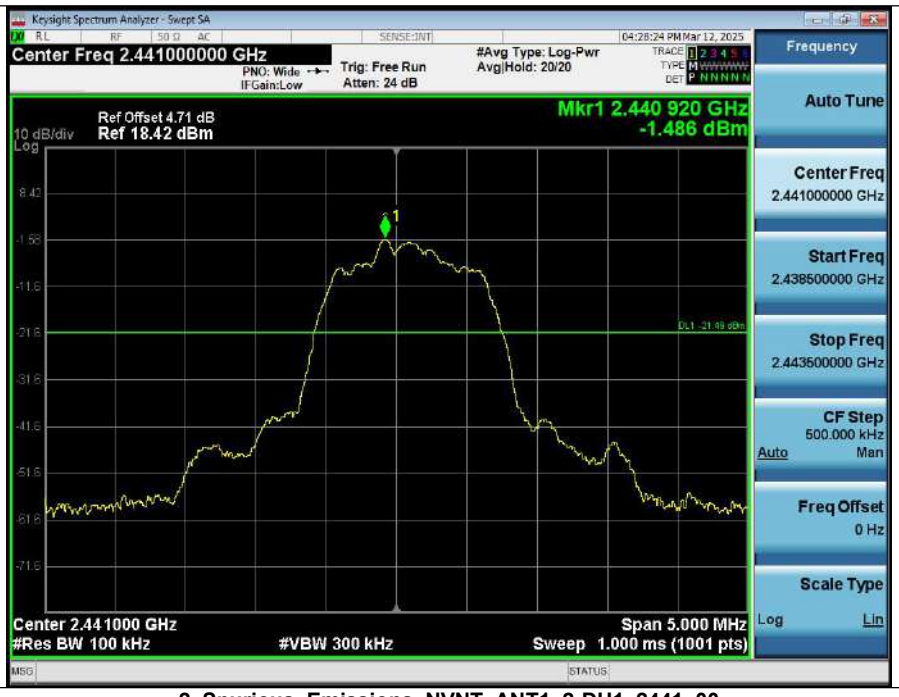

2_Spurious_Emissions_NVNT_ANT1_2-DH1_2441_00

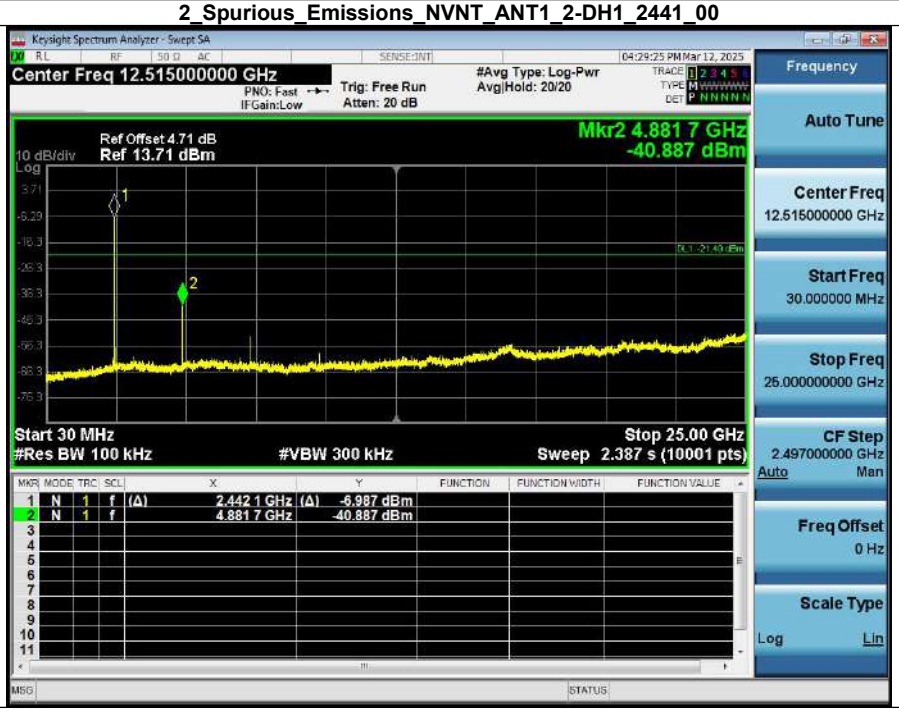

1_Reference_Level_NVNT_ANT1_2-DH1_2480_00

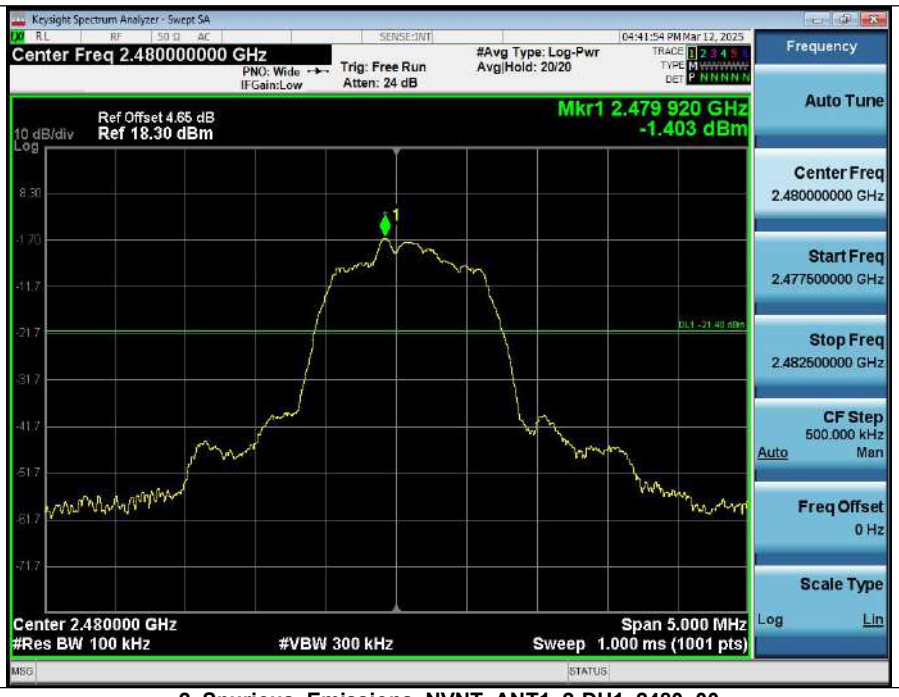

2_Spurious_Emissions_NVNT_ANT1_2-DH1_2480_00

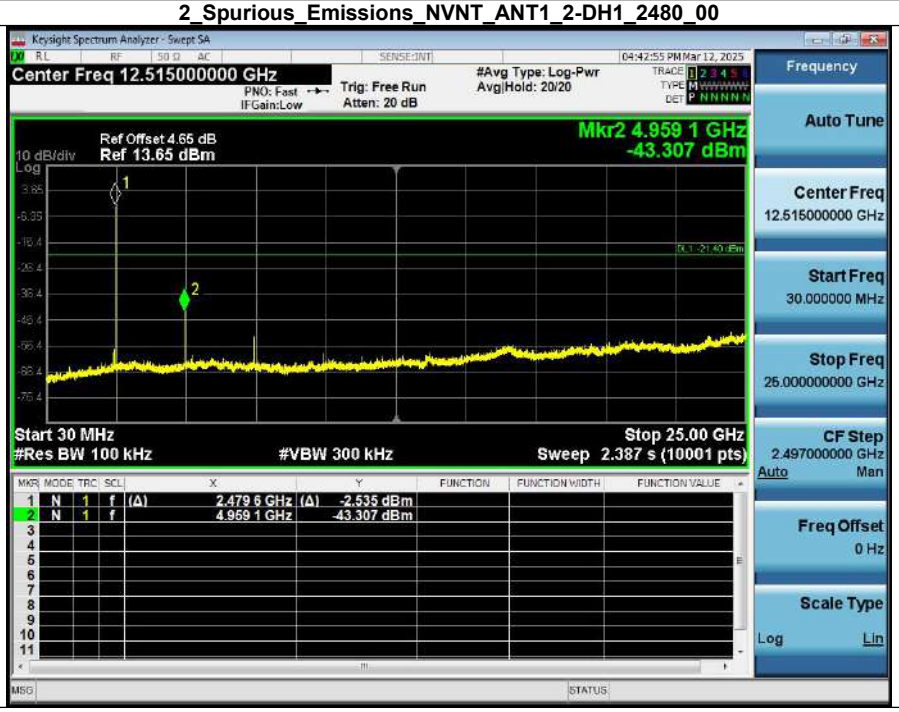

1_Reference_Level_NVNT_ANT1_3-DH1_2402_00

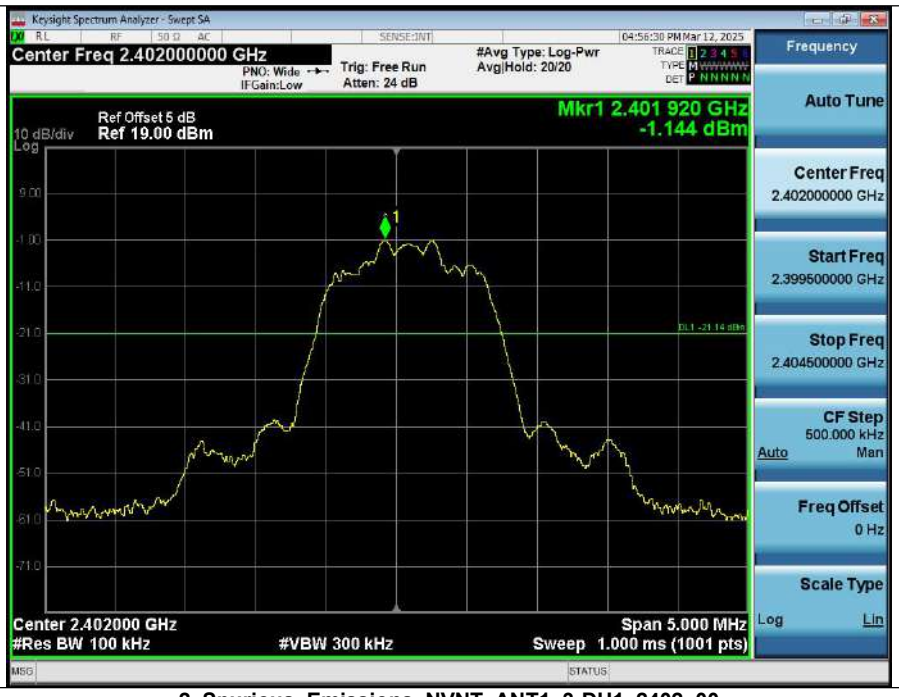

2_Spurious_Emissions_NVNT_ANT1_3-DH1_2402_00

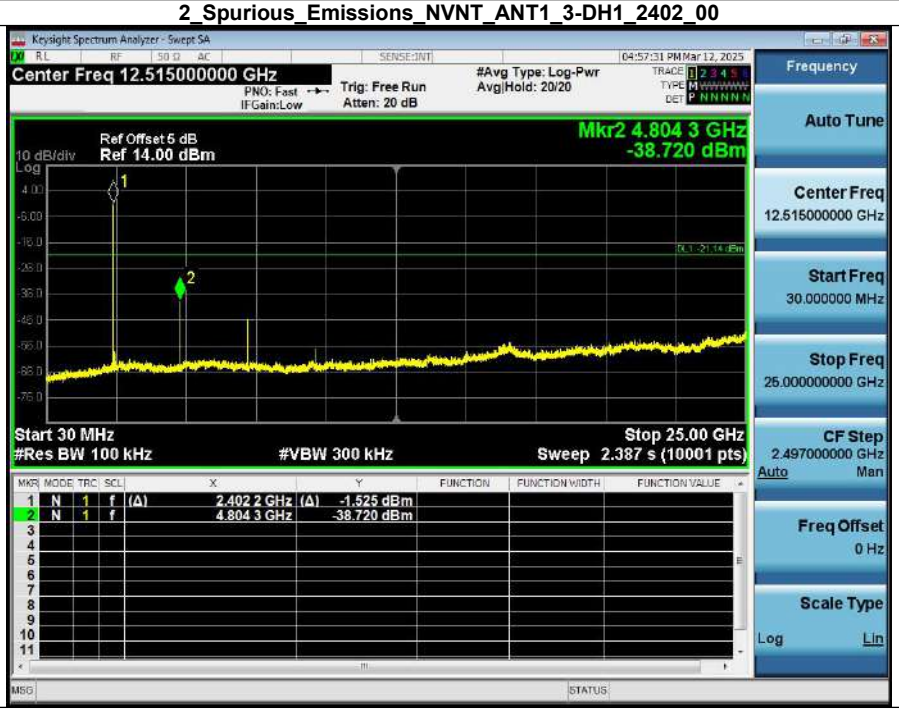

1_Reference_Level_NVNT_ANT1_3-DH1_2441_00

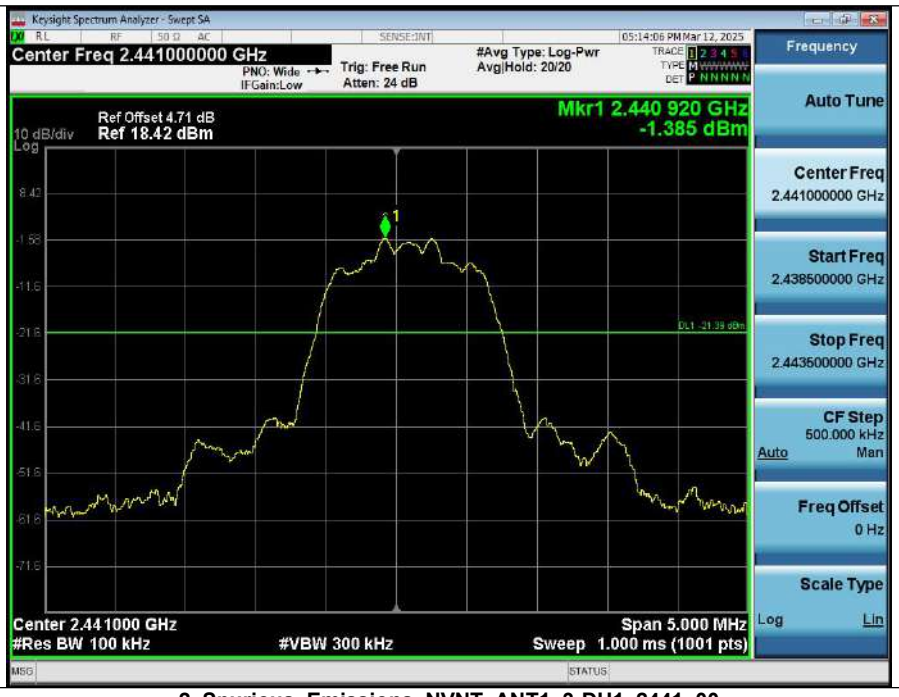

2_Spurious_Emissions_NVNT_ANT1_3-DH1_2441_00

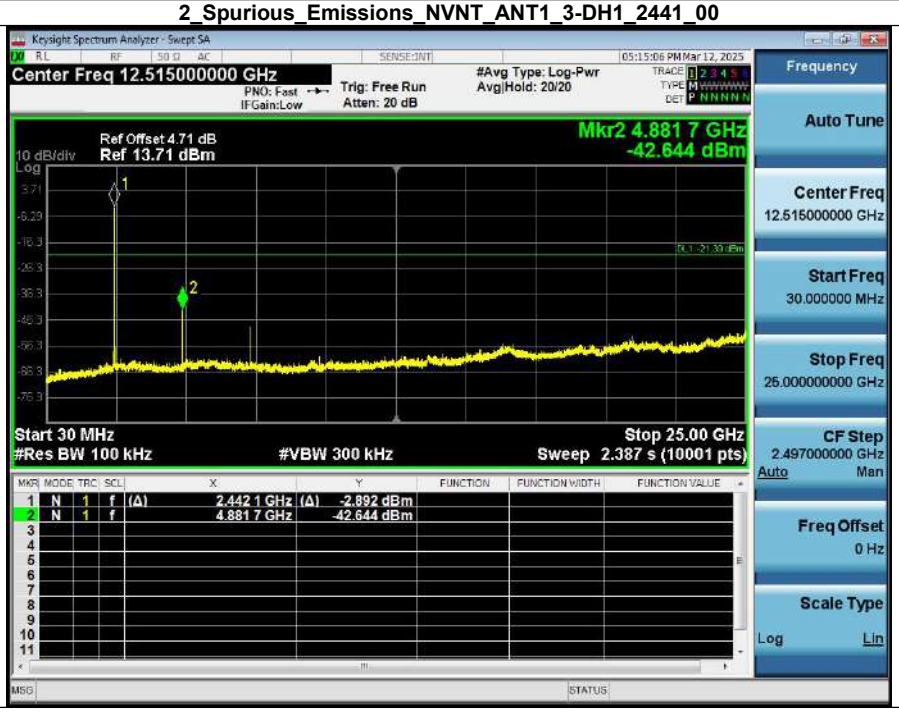

1_Reference_Level_NVNT_ANT1_3-DH1_2480_00

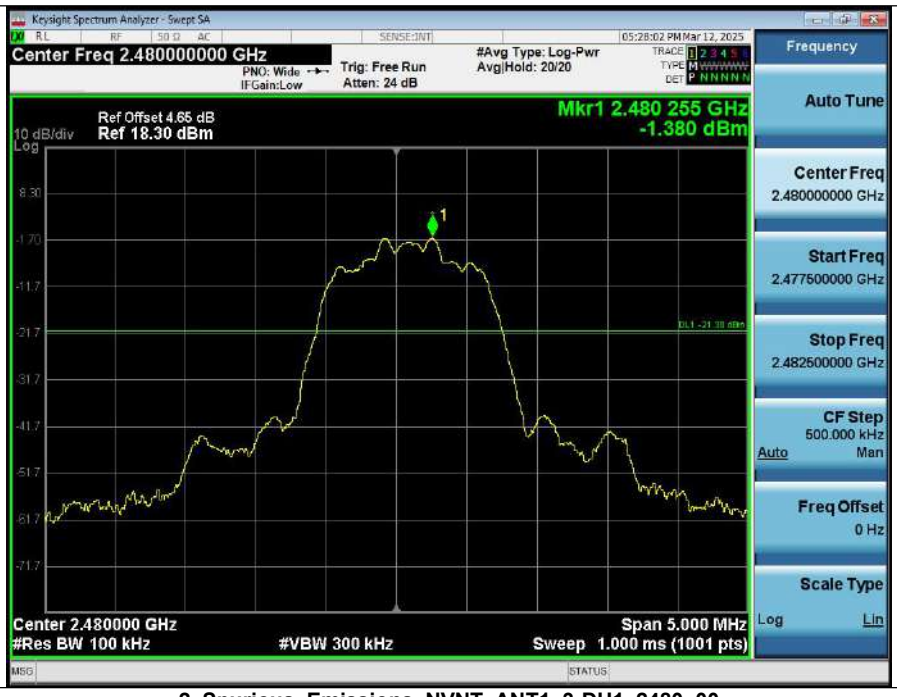

2_Spurious_Emissions_NVNT_ANT1_3-DH1_2480_00

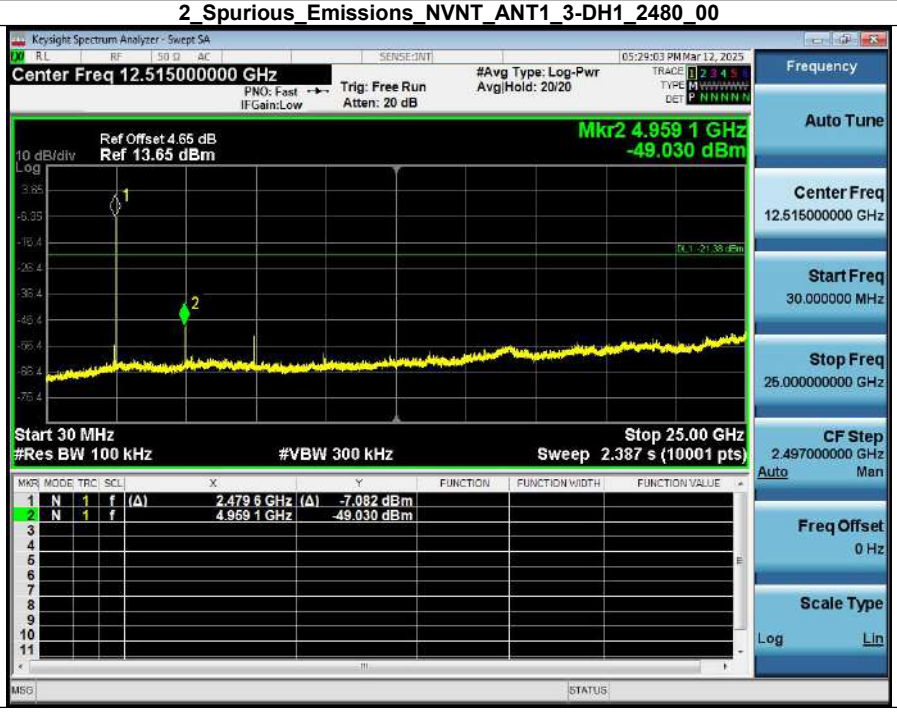

6. Bandedge

Condition	Antenna	Modulation	TX Mode	Ref_level(dBm)	Bandedge MAX.Value	Limit	Result
NVNT	ANT1	1-DH1	2402.00	-2.406	-60.337	-22.406	Pass
NVNT	ANT1	1-DH1	Hopping_LCH	-2.002	-60.074	-22.002	Pass
NVNT	ANT1	1-DH1	2480.00	2.016	-53.445	-17.984	Pass
NVNT	ANT1	1-DH1	Hopping_HCH	2.208	-53.307	-17.792	Pass
NVNT	ANT1	2-DH1	2402.00	-1.195	-57.996	-21.195	Pass
NVNT	ANT1	2-DH1	Hopping_LCH	-0.913	-58.085	-20.913	Pass
NVNT	ANT1	2-DH1	2480.00	-1.403	-57.041	-21.403	Pass
NVNT	ANT1	2-DH1	Hopping_HCH	-1.259	-57.201	-21.259	Pass
NVNT	ANT1	3-DH1	2402.00	-1.144	-58.821	-21.144	Pass
NVNT	ANT1	3-DH1	Hopping_LCH	-0.836	-57.649	-20.836	Pass
NVNT	ANT1	3-DH1	2480.00	-1.380	-56.820	-21.380	Pass
NVNT	ANT1	3-DH1	Hopping_HCH	-1.174	-56.568	-21.174	Pass

1_Reference_Level_NVNT_ANT1_1-DH1_2402_00

2_Bandedge_NVNT_ANT1_1-DH1_2402_00

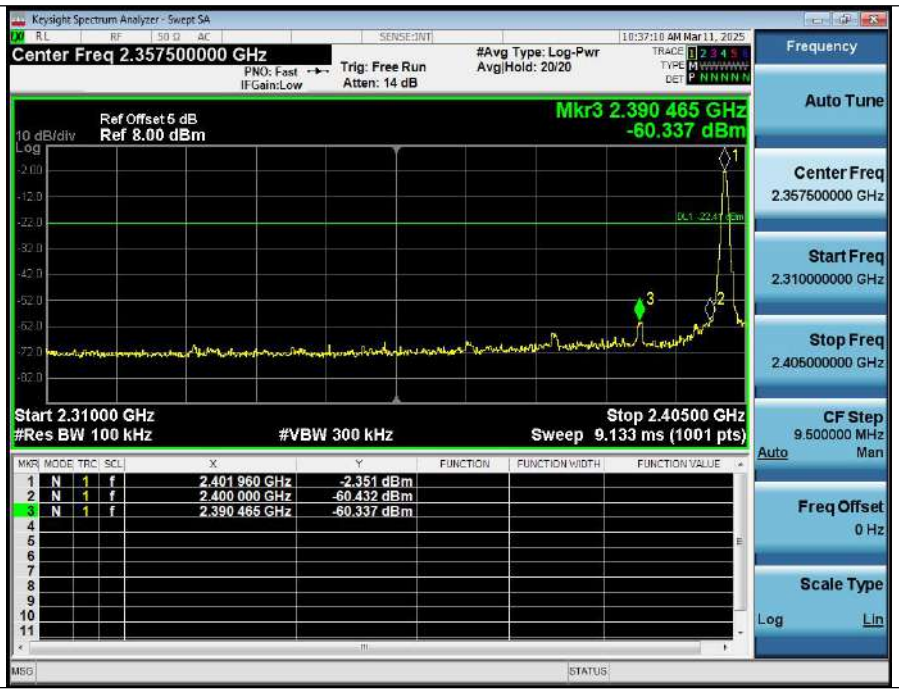

1_Reference_Level_Hopping_NVNT_ANT1_1-DH1_Hopping

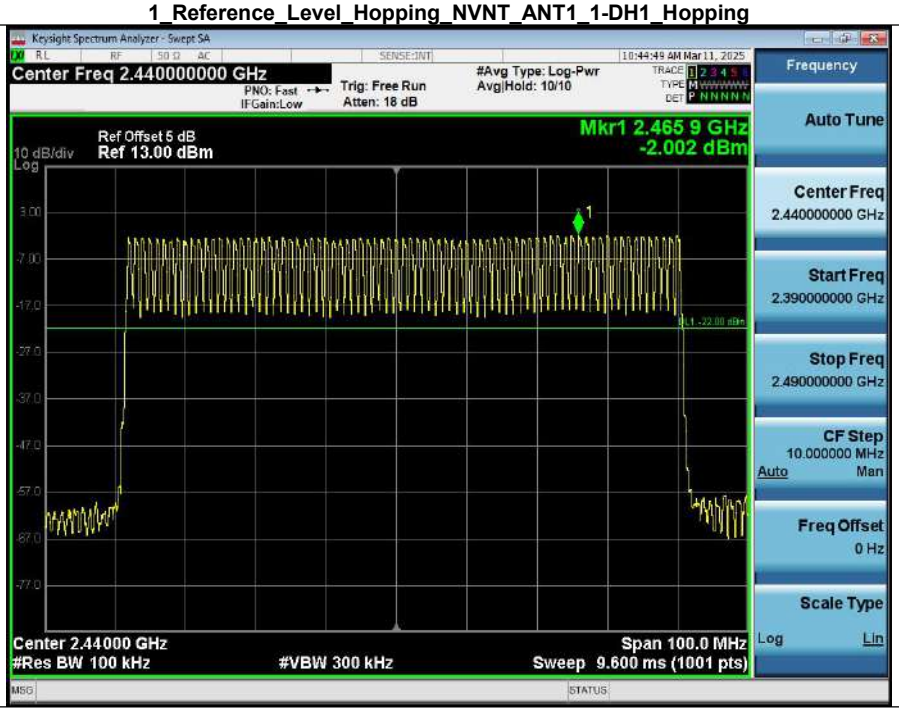

2_Band_Edge_(Hopping)_NVNT_ANT1_1-DH1_Hopping

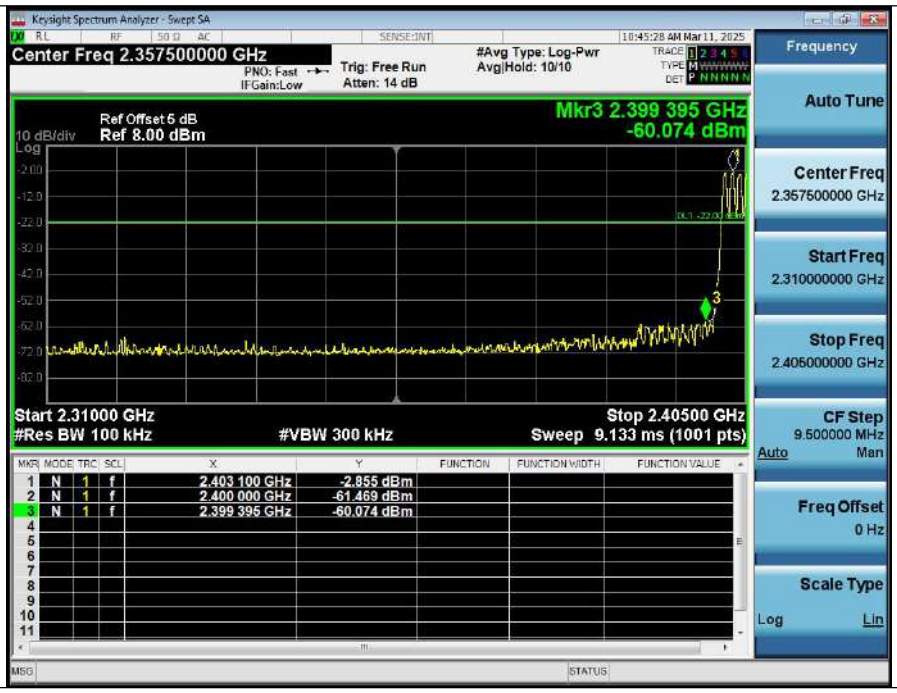

1_Reference_Level_NVNT_ANT1_1-DH1_2480_00

2_Bandedge_NVNT_ANT1_1-DH1_2480_00

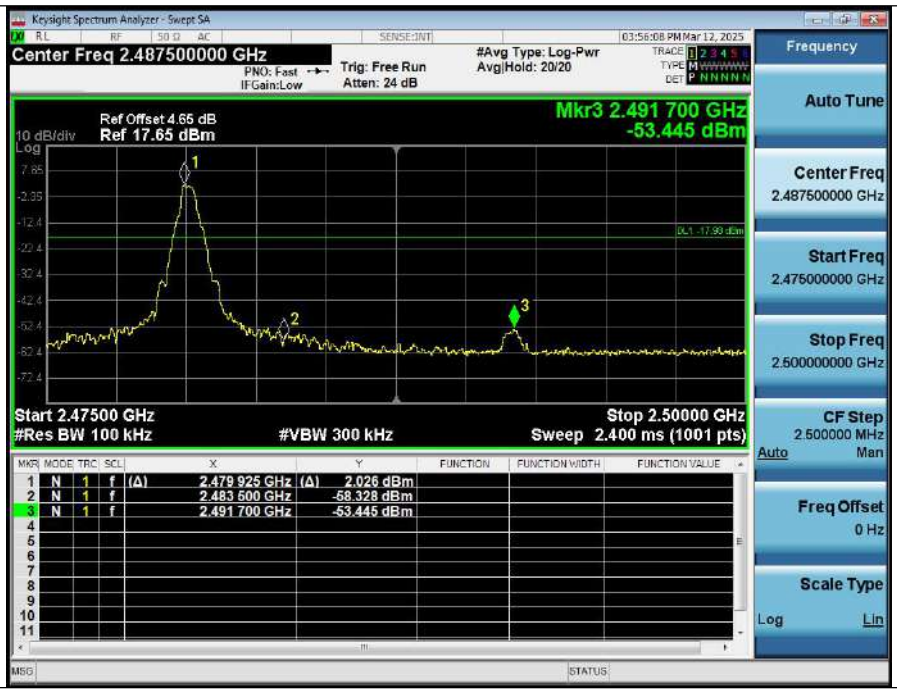

1_Reference_Level_Hopping_NVNT_ANT1_1-DH1_Hopping

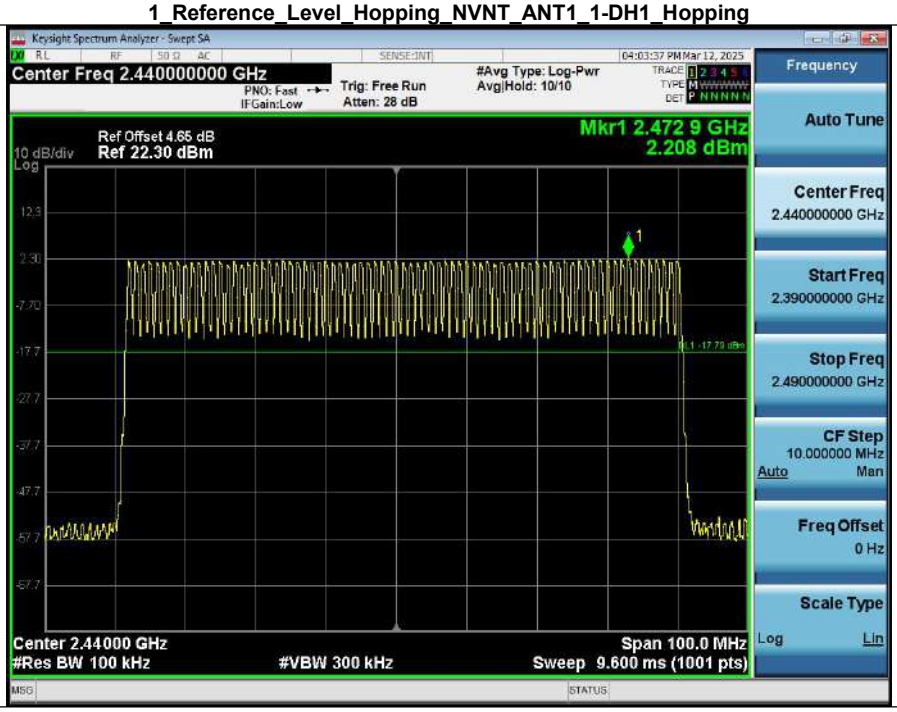

2_Band_Edge_(Hopping)_NVNT_ANT1_1-DH1_Hopping

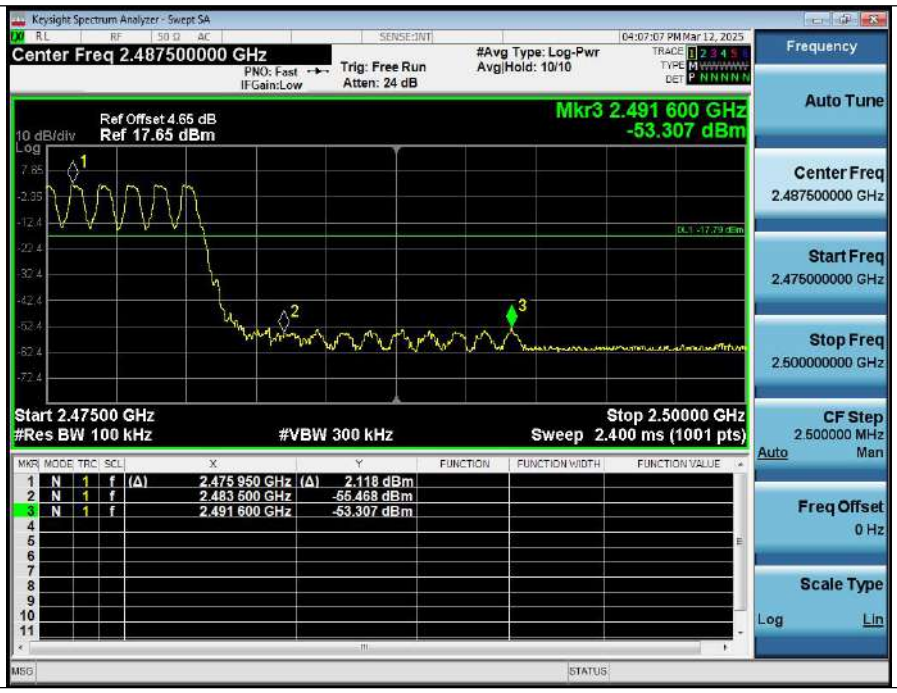

1_Reference_Level_NVNT_ANT1_2-DH1_2402_00

2_Bandedge_NVNT_ANT1_2-DH1_2402_00

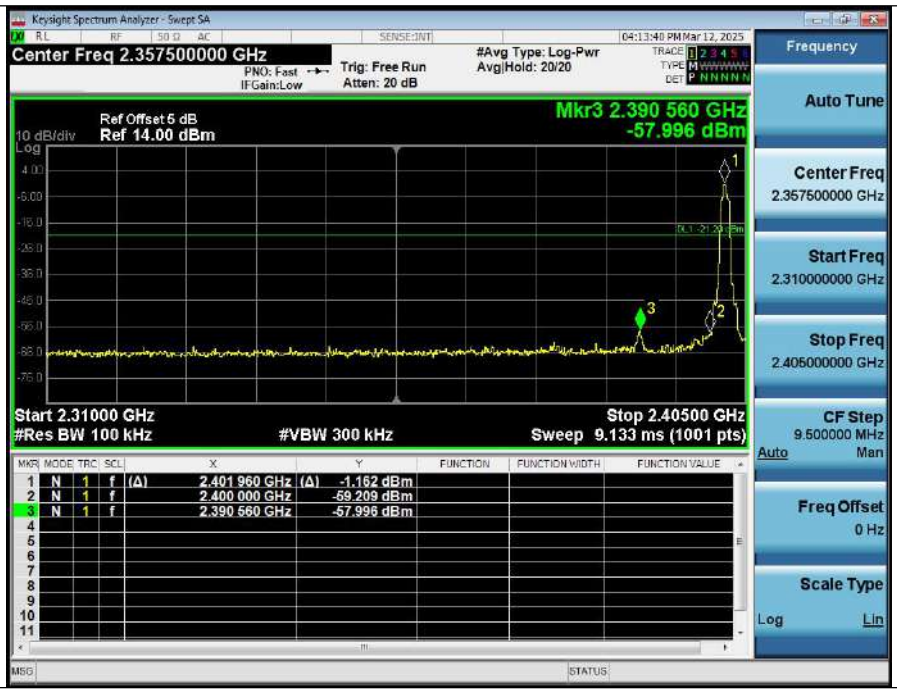

1_Reference_Level_Hopping_NVNT_ANT1_2-DH1_Hopping

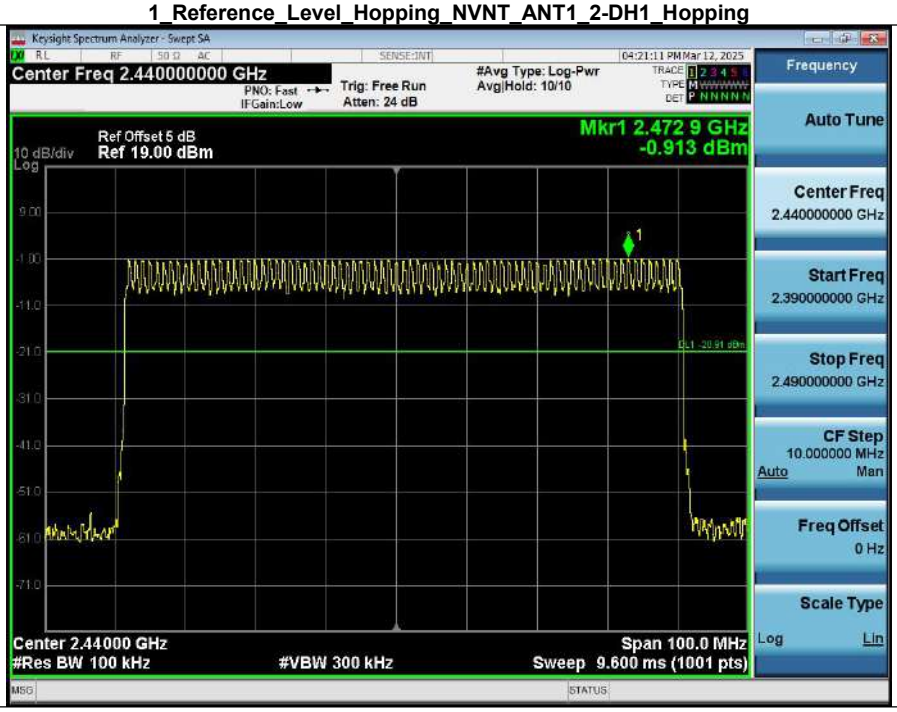

2_Band_Edge_(Hopping)_NVNT_ANT1_2-DH1_Hopping

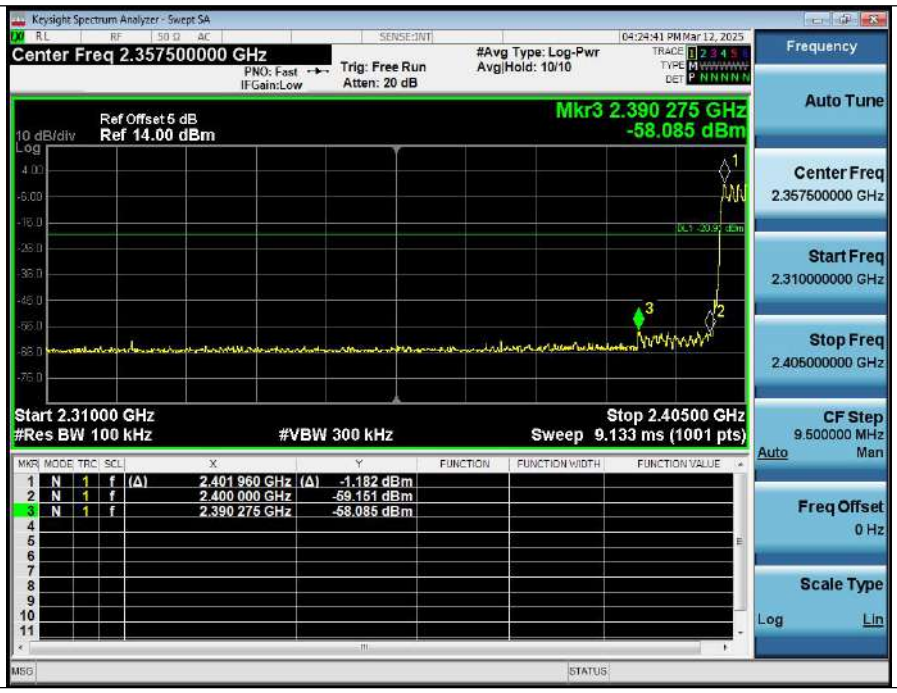

1_Reference_Level_NVNT_ANT1_2-DH1_2480_00

2_Bandedge_NVNT_ANT1_2-DH1_2480_00

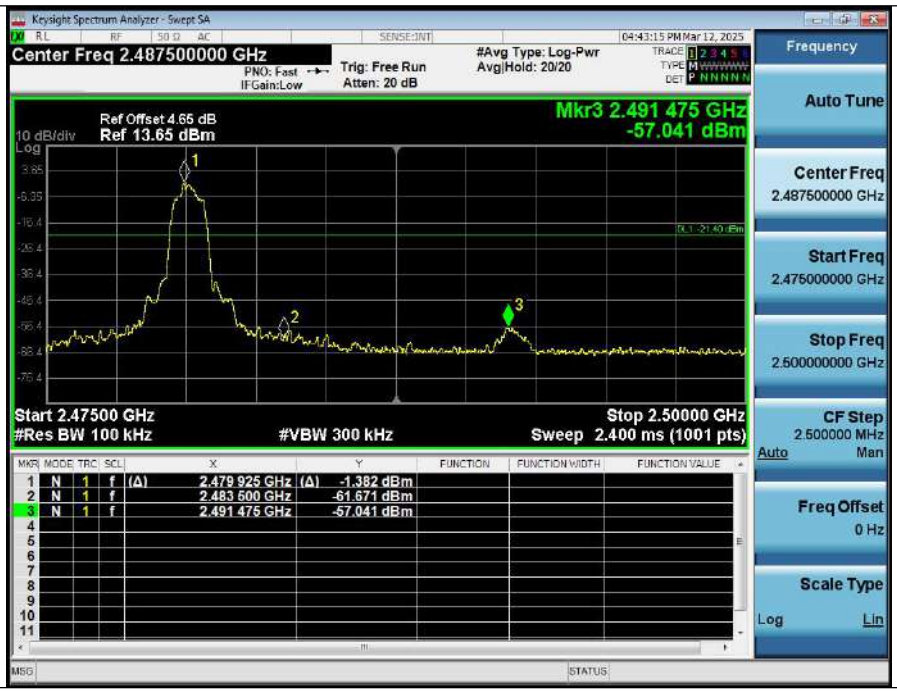

1_Reference_Level_Hopping_NVNT_ANT1_2-DH1_Hopping

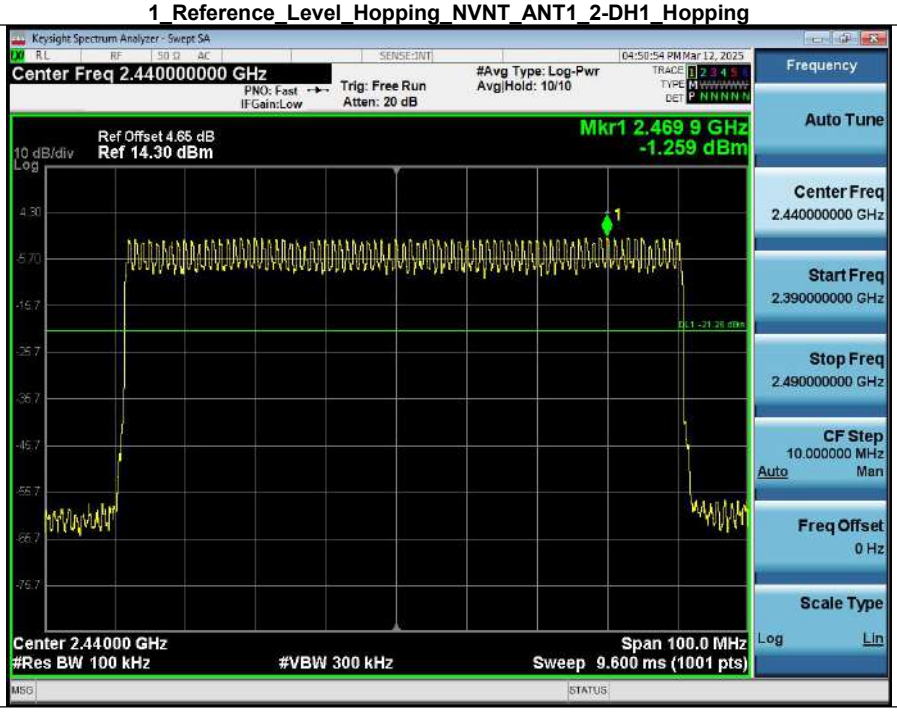

2_Band_Edge_(Hopping)_NVNT_ANT1_2-DH1_Hopping

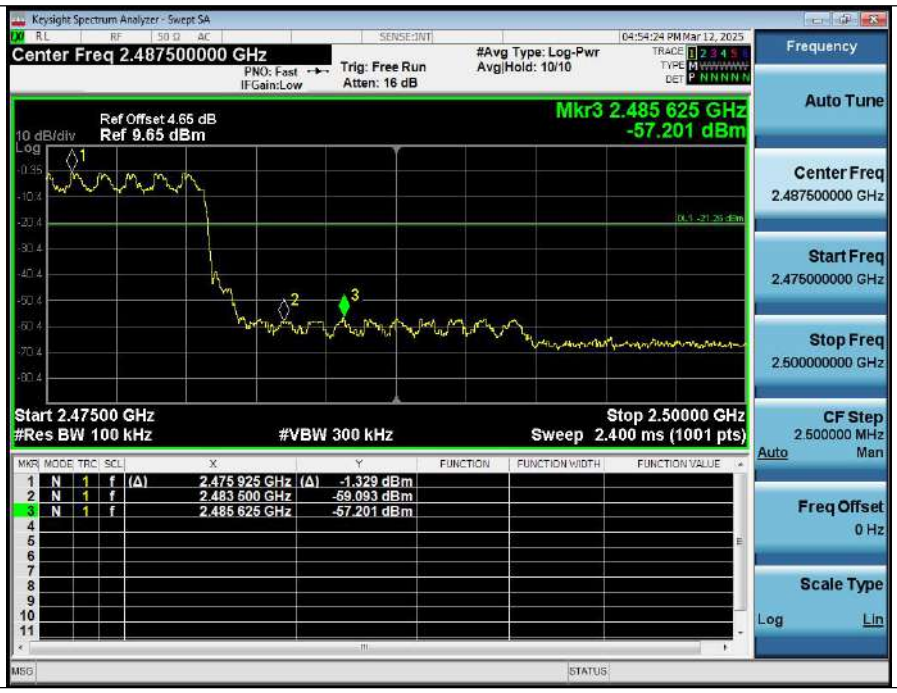

1_Reference_Level_NVNT_ANT1_3-DH1_2402_00

2_Bandedge_NVNT_ANT1_3-DH1_2402_00

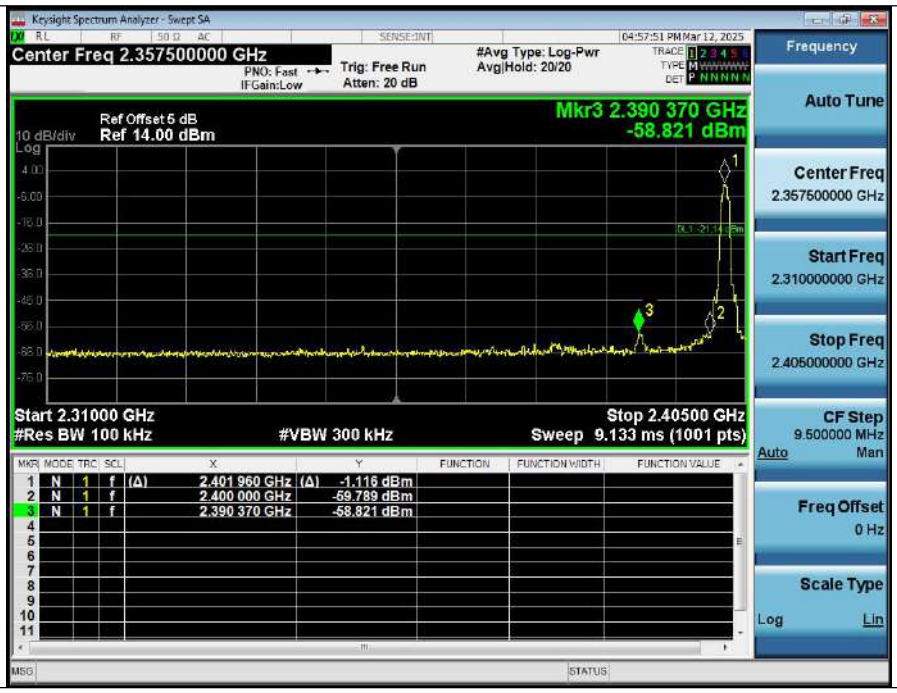

1_Reference_Level_Hopping_NVNT_ANT1_3-DH1_Hopping

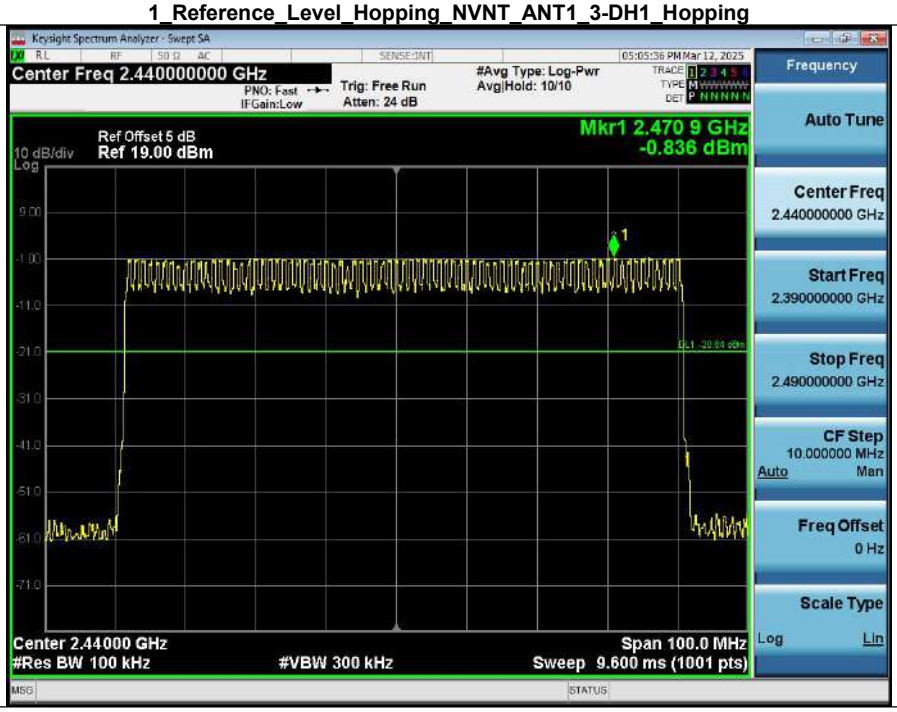

2_Band_Edge_(Hopping)_NVNT_ANT1_3-DH1_Hopping

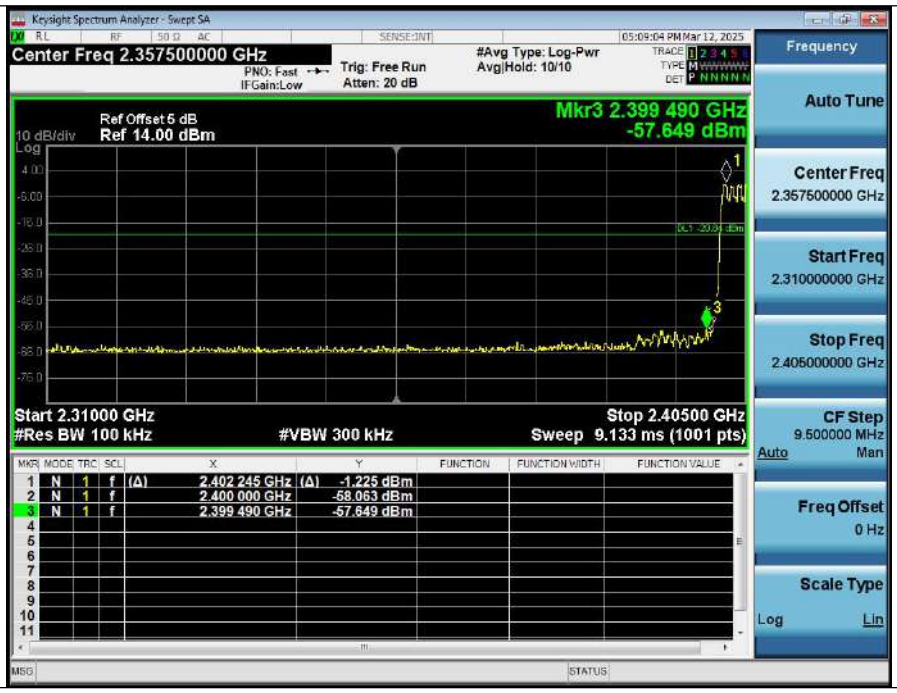

1_Reference_Level_NVNT_ANT1_3-DH1_2480_00

2_Bandedge_NVNT_ANT1_3-DH1_2480_00

1_Reference_Level_Hopping_NVNT_ANT1_3-DH1_Hopping

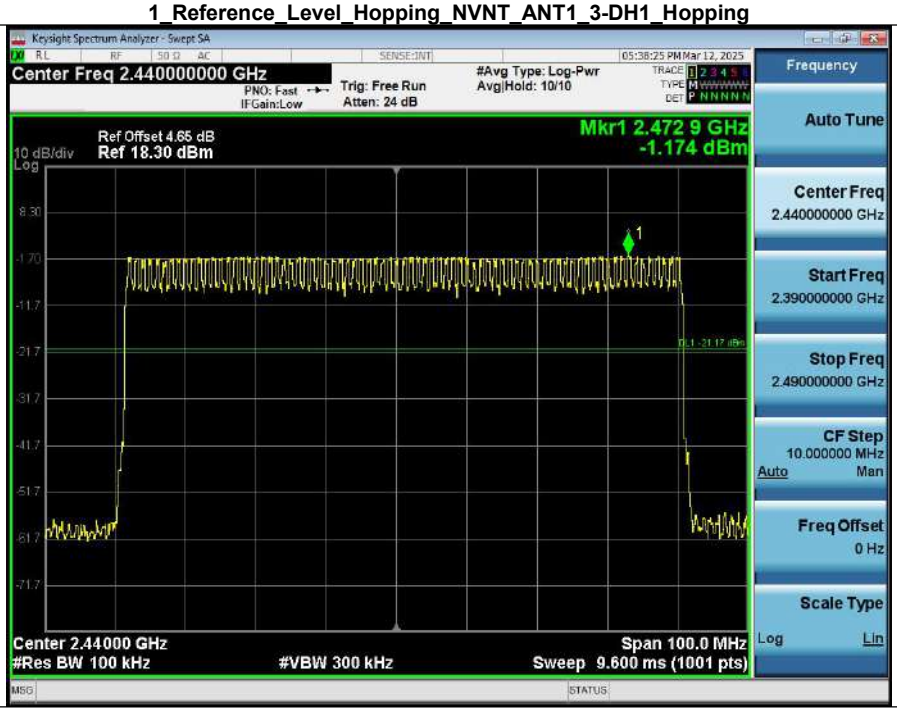

2_Band_Edge_(Hopping)_NVNT_ANT1_3-DH1_Hopping

Keysight Spectrum Analyzer - Swept SA
05:41:55 PM Mar 12, 2025
Center Freq 2.487500000 GHz
PNO: Fast
IFGain:Low
Trig: Free Run
Atten: 20 dB
#Avg Type: Log-Pwr
Avg|Hold: 10/10
Frequency
Auto Tune
Ref Offset 4.65 dB
10 dB/div
Ref 13.65 dBm
Mkr3 2.491 650 GHz
-56.568 dBm
Center Freq
2.487500000 GHz
Start Freq
2.475000000 GHz
Stop Freq
2.500000000 GHz
Start 2.47500 GHz
#Res BW 100 kHz
#VBW 300 kHz
Stop 2.50000 GHz
Sweep 2.400 ms (1001 pts)
CF Step
2.500000 MHz
Auto
Man
Freq Offset
0 Hz
Scale Type
Log
Lin
MKR MODE TRC SCL X Y FUNCTION FUNCTION WIDTH FUNCTION VALUE
1 N 1 f (Δ) 2.476 925 GHz (Δ) -1.250 dBm
2 N 1 f 2.483 500 GHz -58.864 dBm
3 N 1 f 2.491 650 GHz -56.568 dBm
MSG
STATUS

7. Carrier Frequencies Separation (Hopping)

Condition	Antenna	Modulation	Frequency(MHz)	Hopping NO.0 (MHz)	Hopping NO.1 (MHz)	Carrier Frequencies Separation(MHz)	Limit(MHz)	Result
NVNT	ANT1	1-DH1	2402.00	2401.909	2402.914	1.00	0.879	Pass
NVNT	ANT1	1-DH1	2441.00	2440.915	2441.920	1.00	0.880	Pass
NVNT	ANT1	1-DH1	2480.00	2479.074	2480.070	1.00	0.881	Pass
NVNT	ANT1	2-DH1	2402.00	2401.915	2402.914	1.00	0.827	Pass
NVNT	ANT1	2-DH1	2441.00	2440.909	2441.917	1.01	0.814	Pass
NVNT	ANT1	2-DH1	2480.00	2479.092	2480.076	0.98	0.831	Pass
NVNT	ANT1	3-DH1	2402.00	2401.912	2402.911	1.00	0.816	Pass
NVNT	ANT1	3-DH1	2441.00	2440.906	2441.923	1.02	0.815	Pass
NVNT	ANT1	3-DH1	2480.00	2479.086	2480.067	0.98	0.817	Pass

Carrier_Frequencies_Separation_(Hopping)_NVNT_ANT1_1-DH1_Hopping

Carrier_Frequencies_Separation_(Hopping)_NVNT_ANT1_1-DH1_Hopping

Carrier_Frequencies_Separation_(Hopping)_NVNT_ANT1_1-DH1_Hopping

Carrier_Frequencies_Separation_(Hopping)_NVNT_ANT1_2-DH1_Hopping

Carrier_Frequencies_Separation_(Hopping)_NVNT_ANT1_2-DH1_Hopping

Carrier_Frequencies_Separation_(Hopping)_NVNT_ANT1_2-DH1_Hopping

Carrier_Frequencies_Separation_(Hopping)_NVNT_ANT1_3-DH1_Hopping

Carrier_Frequencies_Separation_(Hopping)_NVNT_ANT1_3-DH1_Hopping

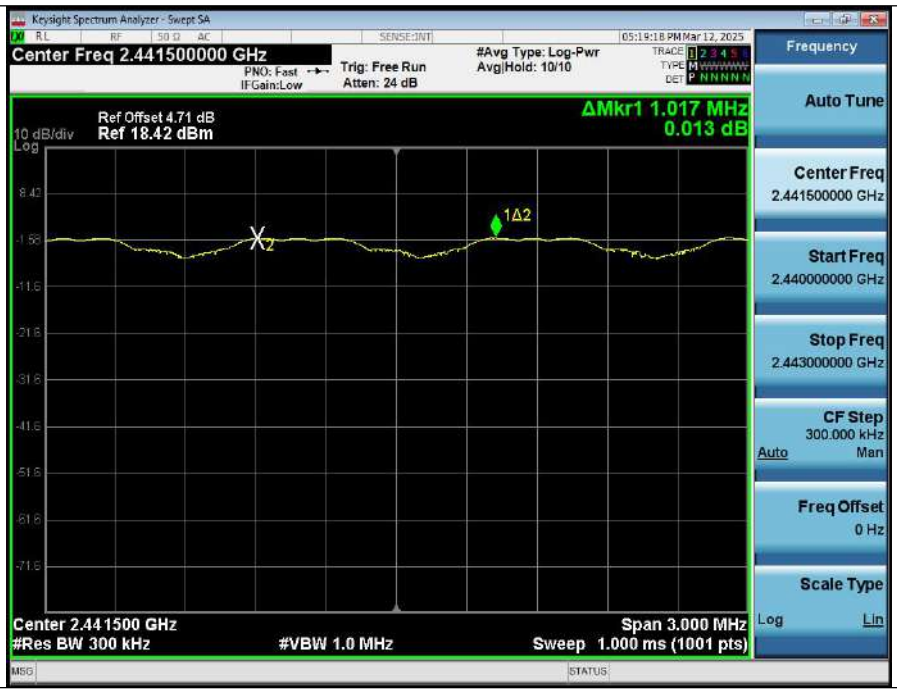

Carrier_Frequencies_Separation_(Hopping)_NVNT_ANT1_3-DH1_Hopping

8. Number of Hopping Channel (Hopping)

Condition	Antenna	Modulation	Hopping Num	Limit	Result
NVNT	ANT1	1-DH1	79	15	Pass
NVNT	ANT1	2-DH1	79	15	Pass
NVNT	ANT1	3-DH1	79	15	Pass

Number_of_Hopping_Channel_(Hopping)_NVNT_ANT1_1-DH1_Hopping

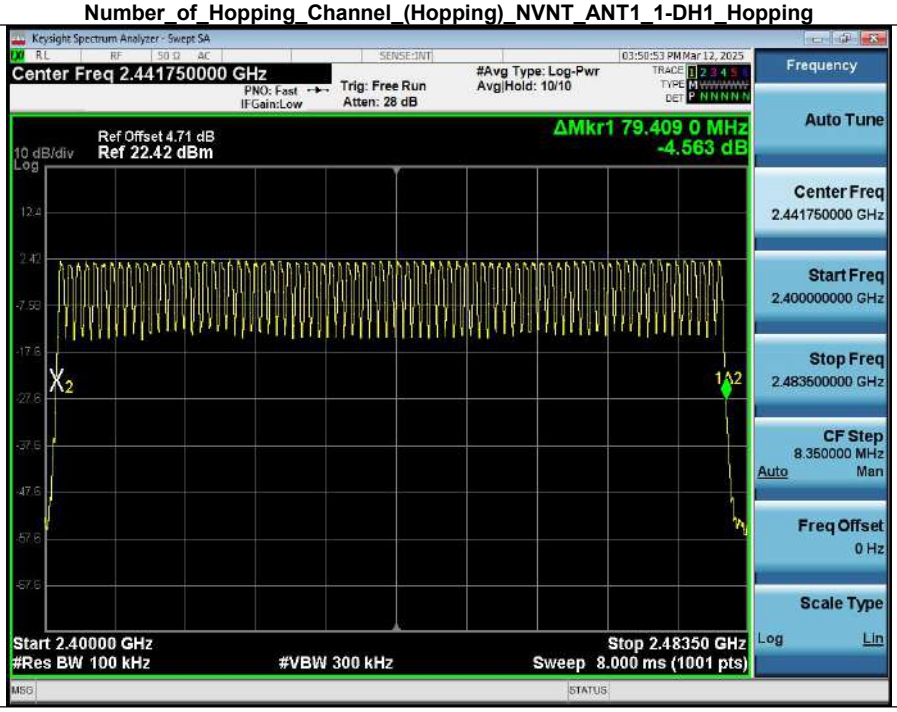

Number_of_Hopping_Channel_(Hopping)_NVNT_ANT1_2-DH1_Hopping

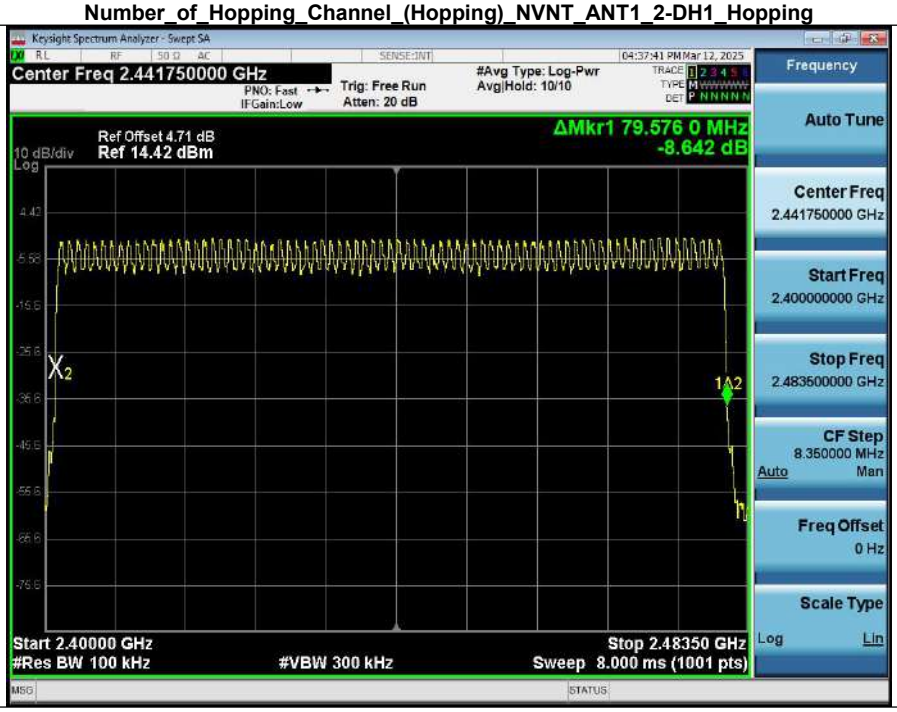

Number_of_Hopping_Channel_(Hopping)_NVNT_ANT1_3-DH1_Hopping

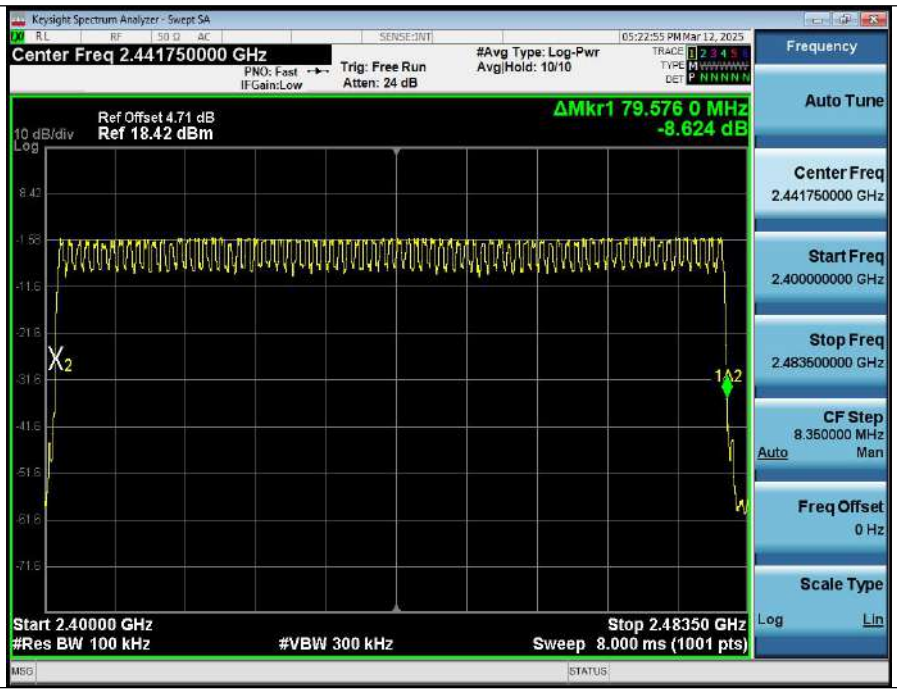
Keysight Spectrum Analyzer - Swept SA
05:22:55 PM Mar 12, 2025
Center Freq 2.441750000 GHz
PNO: Fast
IFGain:Low
Trig: Free Run
Atten: 24 dB
#Avg Type: Log-Pwr
Avg|Hold: 10/10
Ref Offset 4.71 dB
10 dB/div
Ref 18.42 dBm
ΔMkr1 79.576 0 MHz
-8.624 dB
Start 2.40000 GHz
#Res BW 100 kHz
#VBW 300 kHz
Stop 2.48350 GHz
Sweep 8.000 ms (1001 pts)
Frequency
Auto Tune
Center Freq
2.441750000 GHz
Start Freq
2.400000000 GHz
Stop Freq
2.483500000 GHz
CF Step
8.350000 MHz
Auto
Man
Freq Offset
0 Hz
Scale Type
Log
Lin

9. Dwell Time (Hopping)

Condition	Antenna	Packet Type	Pulse Time(ms)	Hops	Dwell Time(ms)	Limit(s)	Result
NVNT	ANT1	1-DH1	0.390	320.00	124.800	0.40	Pass
NVNT	ANT1	2-DH1	0.390	320.00	124.800	0.40	Pass
NVNT	ANT1	3-DH1	0.390	320.00	124.800	0.40	Pass
NVNT	ANT1	1-DH3	1.640	160.00	262.400	0.40	Pass
NVNT	ANT1	1-DH5	2.880	107.00	308.160	0.40	Pass
NVNT	ANT1	2-DH3	1.640	160.00	262.400	0.40	Pass
NVNT	ANT1	2-DH5	2.890	107.00	309.230	0.40	Pass
NVNT	ANT1	3-DH3	1.640	160.00	262.400	0.40	Pass
NVNT	ANT1	3-DH5	2.890	107.00	309.230	0.40	Pass

Dwell_Time_(Hopping)_NVNT_ANT1_1-DH1_2441_00_One_Burst_Time

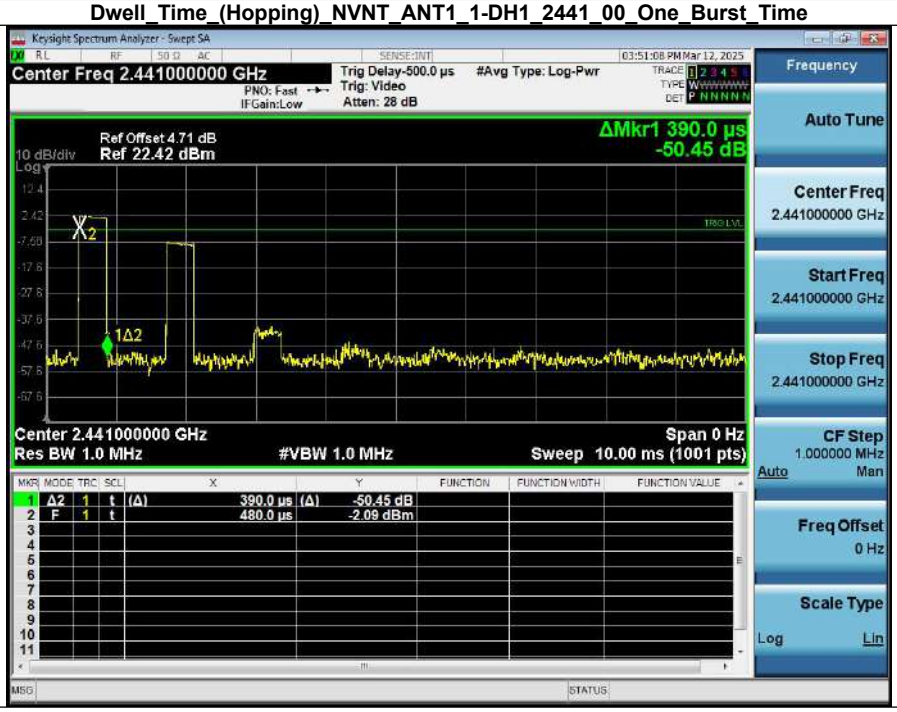

Dwell_Time_(Hopping)_NVNT_ANT1_1-DH1_2441_00_Accumulated

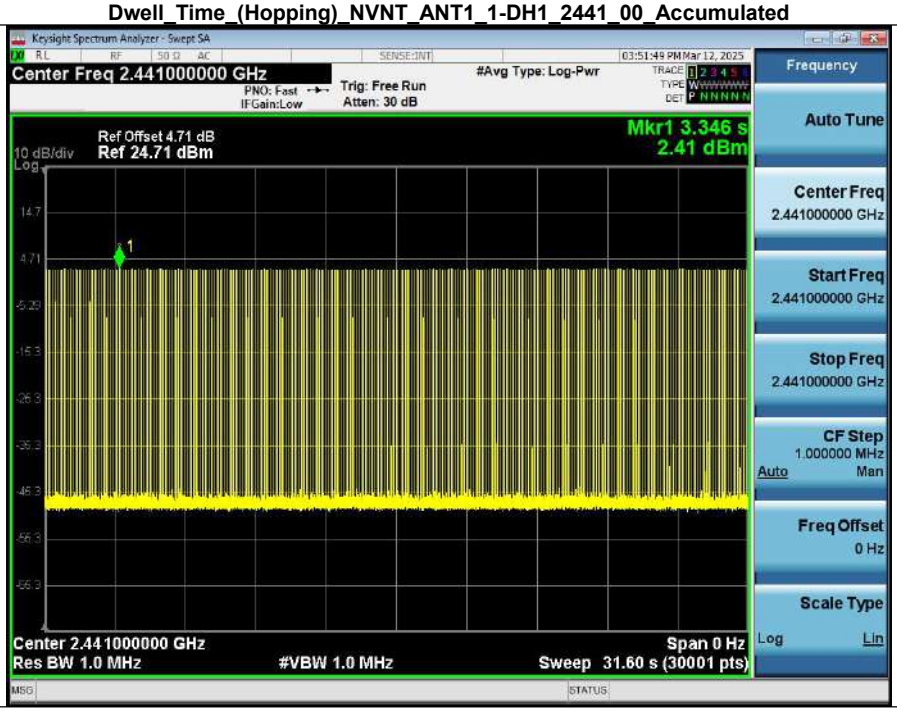

Dwell_Time_(Hopping)_NVNT_ANT1_2-DH1_2441_00_One_Burst_Time

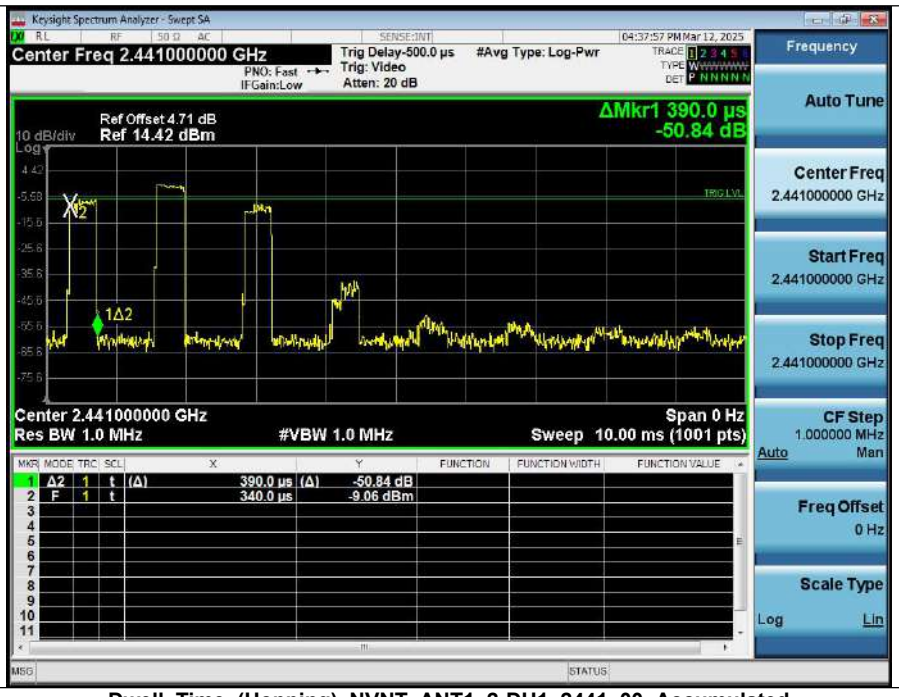

Dwell_Time_(Hopping)_NVNT_ANT1_2-DH1_2441_00_Accumulated

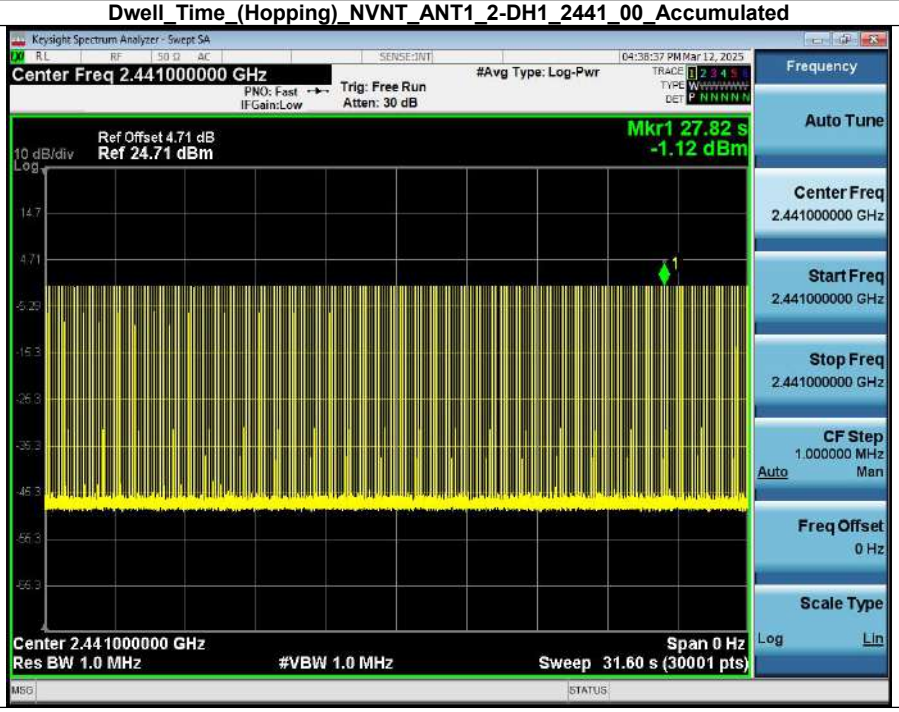

Dwell_Time_(Hopping)_NVNT_ANT1_3-DH1_2441_00_One_Burst_Time

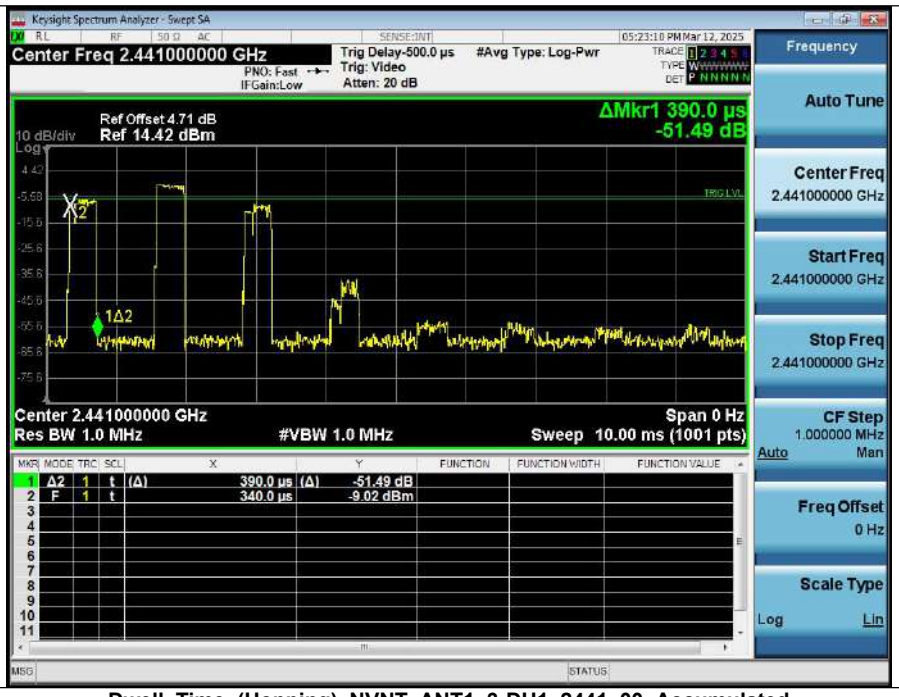

Dwell_Time_(Hopping)_NVNT_ANT1_3-DH1_2441_00_Accumulated

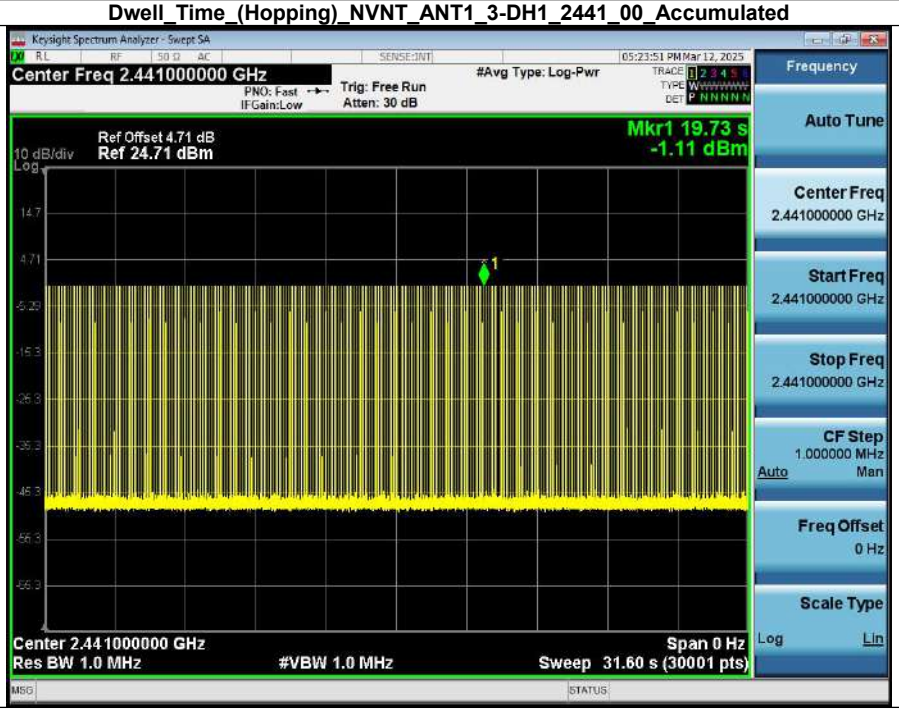

Dwell_Time_(Hopping)_NVNT_ANT1_1-DH3_2441_00_One_Burst_Time

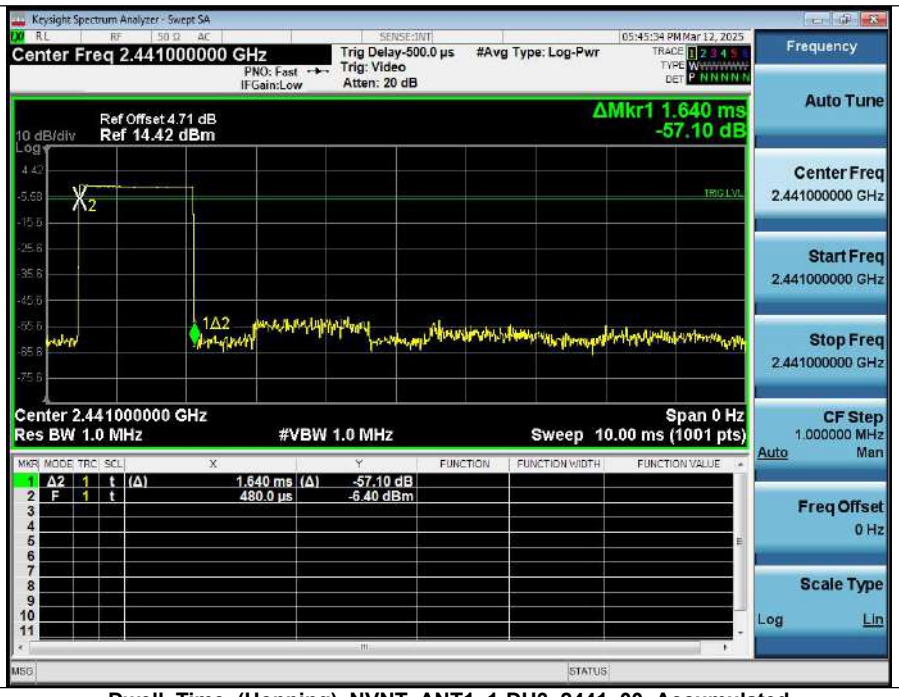

Dwell_Time_(Hopping)_NVNT_ANT1_1-DH3_2441_00_Accumulated

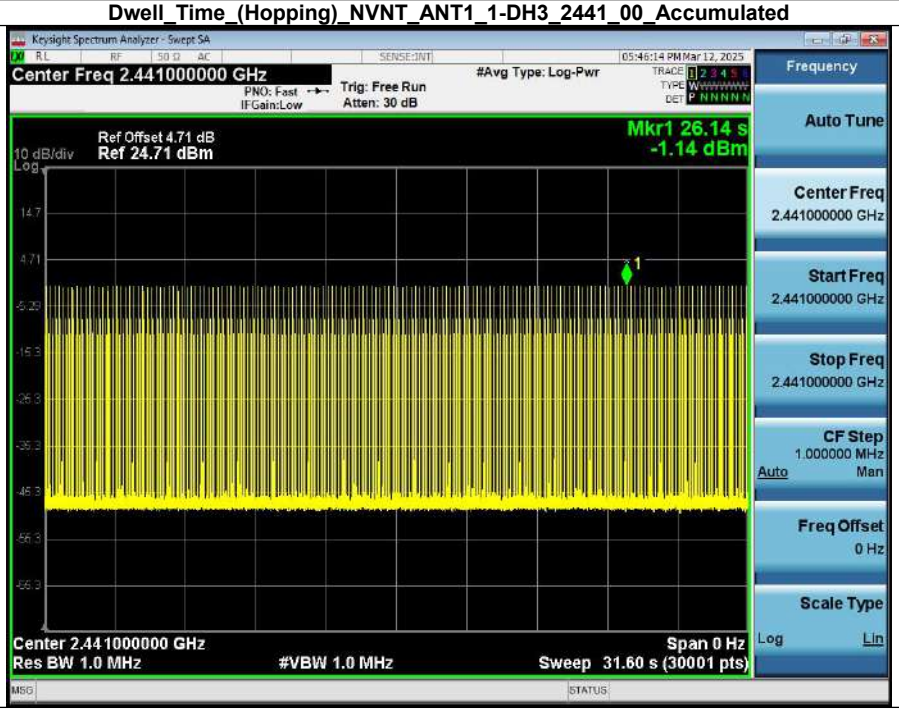

Dwell_Time_(Hopping)_NVNT_ANT1_1-DH5_2441_00_One_Burst_Time

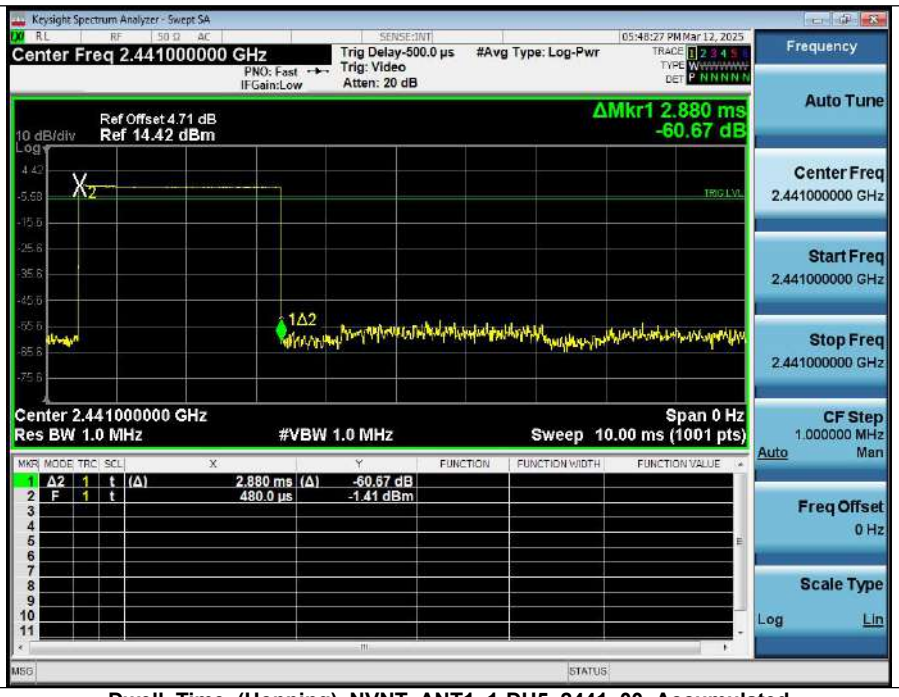

Dwell_Time_(Hopping)_NVNT_ANT1_1-DH5_2441_00_Accumulated

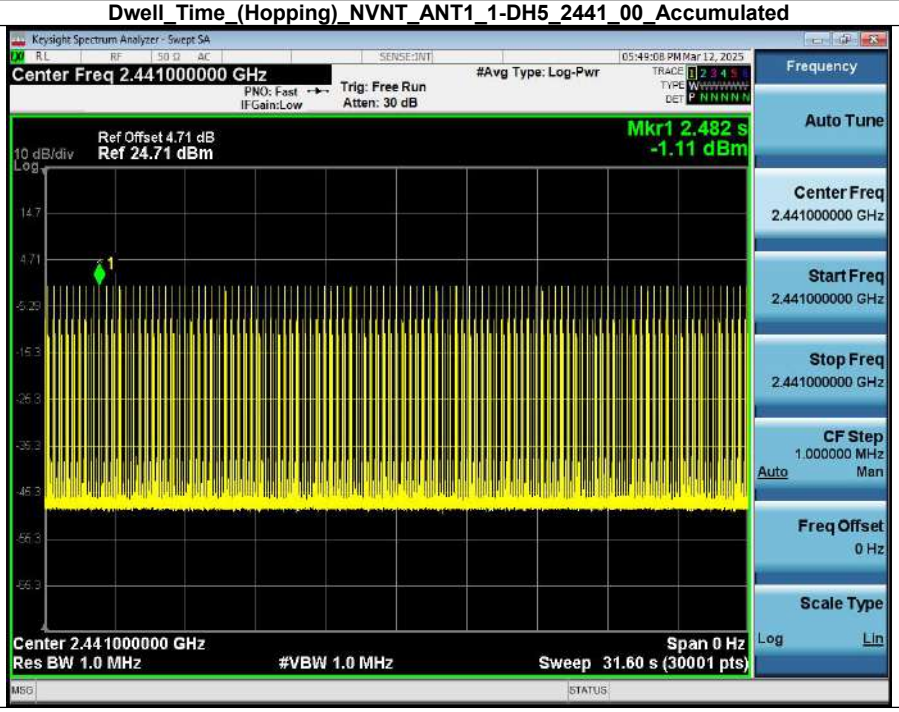

Dwell_Time_(Hopping)_NVNT_ANT1_2-DH3_2441_00_One_Burst_Time

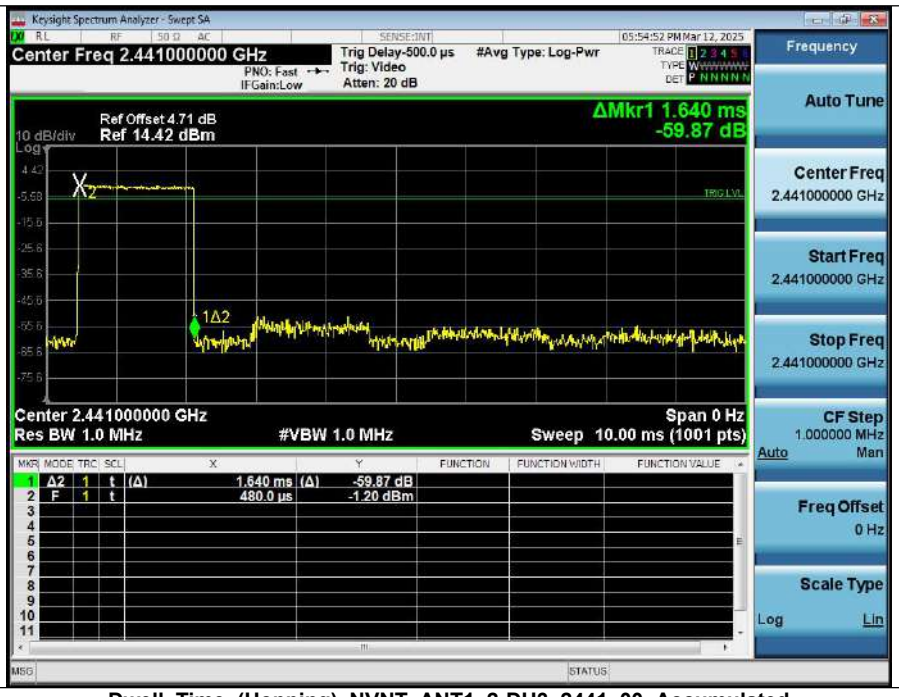

Dwell_Time_(Hopping)_NVNT_ANT1_2-DH3_2441_00_Accumulated

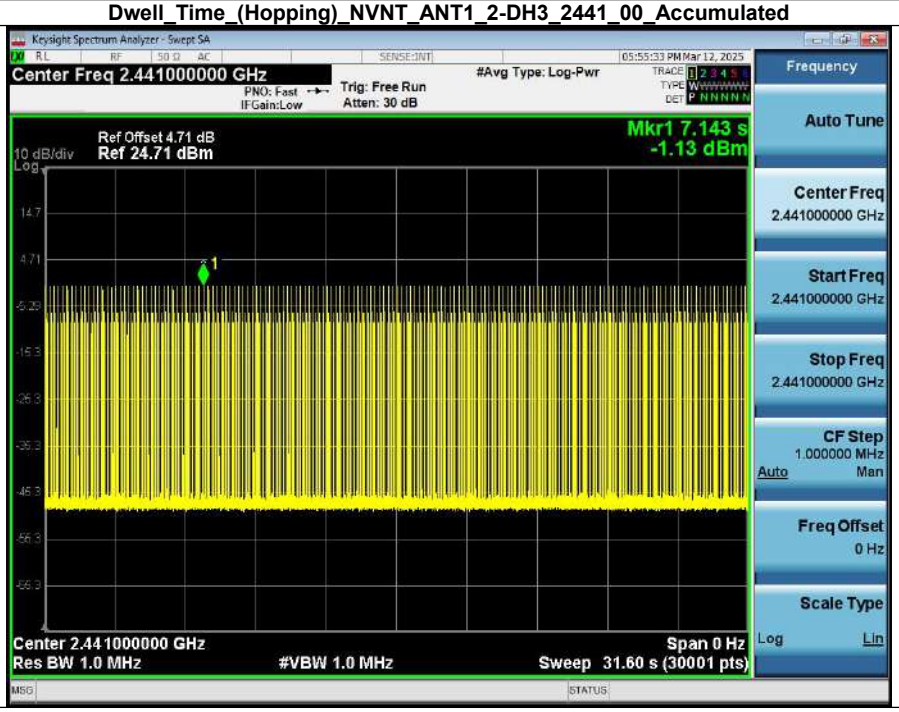

Dwell_Time_(Hopping)_NVNT_ANT1_2-DH5_2441_00_One_Burst_Time

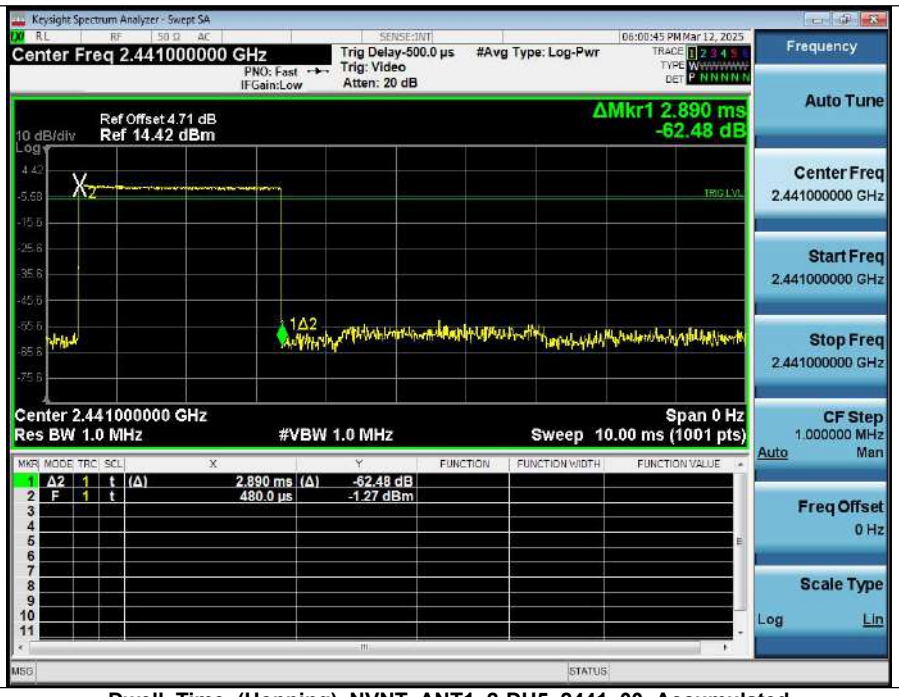

Dwell_Time_(Hopping)_NVNT_ANT1_2-DH5_2441_00_Accumulated

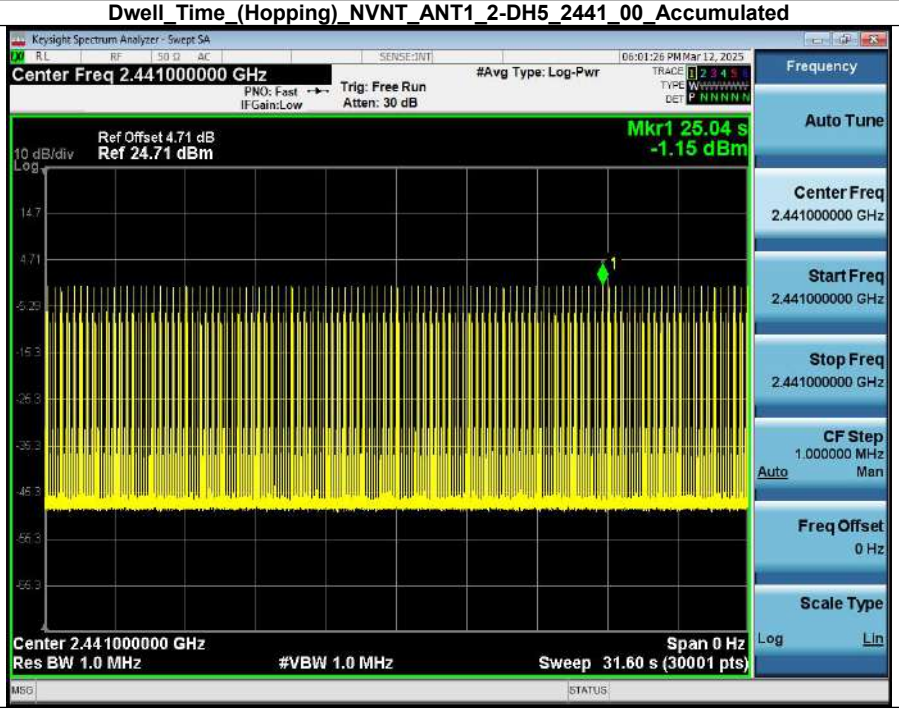

Dwell_Time_(Hopping)_NVNT_ANT1_3-DH3_2441_00_One_Burst_Time

Dwell_Time_(Hopping)_NVNT_ANT1_3-DH3_2441_00_Accumulated

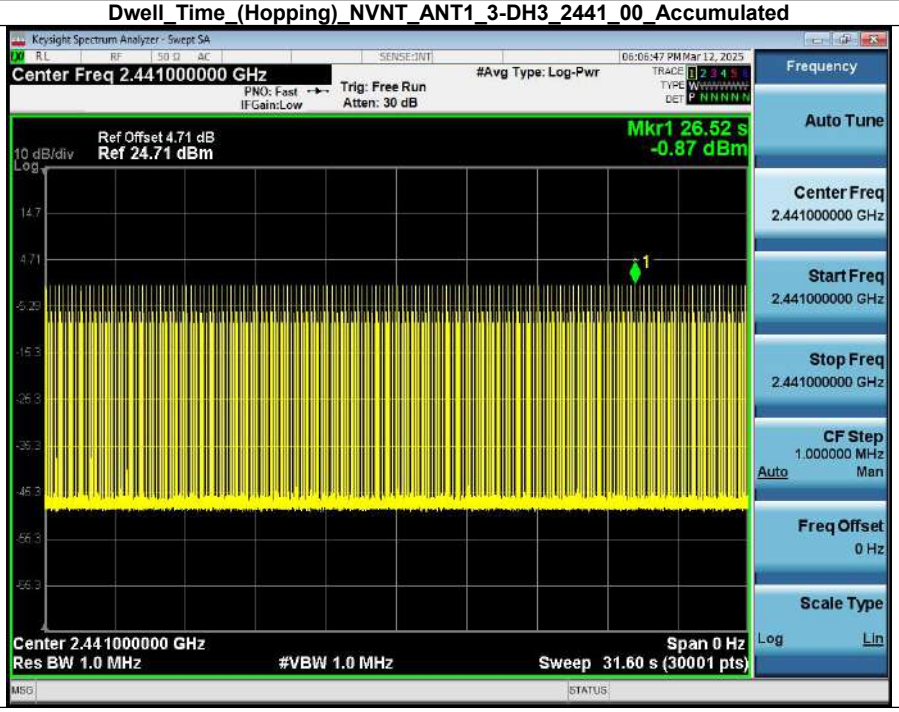

Dwell_Time_(Hopping)_NVNT_ANT1_3-DH5_2441_00_One_Burst_Time
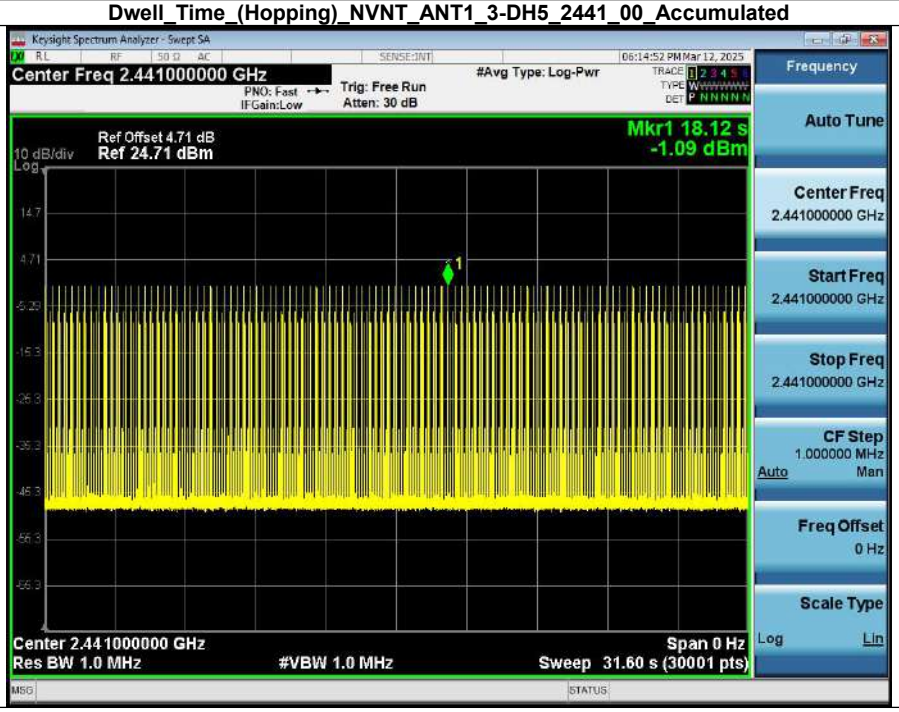
Dwell_Time_(Hopping)_NVNT_ANT1_3-DH5_2441_00_Accumulated