TEST REPORT

Application No.:	SZCR2603000889AT
Applicant:	Ugreen Group Limited
Address of Applicant:	UGREEN Building, Longcheng Industrial Park Longguanxi Road, Longhua, ShenZhen, 518000, China
Manufacturer:	Ugreen Group Limited
Address of Manufacturer:	Ugreen Building, Longcheng Industrial Park, Longguanxi Road, Longhua, ShenZhen, China
Equipment Under Test (EUT):	
EUT Name:	UGREEN Indoor Cam
Model No.:	ID500 Pro 64GB, ID500 Pro ♣
♣	Please refer to section 2 of this report which indicates which model was actually tested and which were electrically identical.
Trade Mark:	UGREEN
FCC ID:	2AQI5-ID500PRO
Standard(s) :	47 CFR Part 15, Subpart E 15.407
Date of Receipt:	2026-03-10
Date of Test:	2026-03-12 to 2026-05-01
Date of Issue:	2026-05-01
Test Result:	**Pass***

* In the configuration tested, the EUT complied with the standards specified above.

Keny Xu
EMC Laboratory Manager

Unless otherwise agreed in writing, this document is issued by the Company subject to its General Conditions of Service printed overleaf, available on request or accessible at https://www.sgs.com/en/Terms-and-Conditions. Attention is drawn to the limitation of liability, indemnification and jurisdiction issues defined therein. Any holder of this document is advised that information contained hereon reflects the Company's findings at the time of its intervention only and within the limits of Client's instructions, if any. The Company's sole responsibility is to its Client and this document does not exonerate parties to a transaction from exercising all their rights and obligations under the transaction documents. This document cannot be reproduced except in full, without prior written approval of the Company. Any unauthorized alteration, forgery or falsification of the content or appearance of this document is unlawful and offenders may be prosecuted to the fullest extent of the law. Unless otherwise stated the results shown in this test report refer only to the sample(s) tested and such sample(s) are retained for 30 days only.
Attention: To check the authenticity of testing /inspection report & certificate, please contact us at telephone: (86-755) 8307 1443, or email: CN.Doccheck@sgs.com
No.1 Workshop, M-10, Middle Section, Science & Technology Park, Nanshan District, Shenzhen, Guangdong, China 518057 t (86-755) 26012053 f (86-755) 26710594 www.sgsgroup.com.cn
中国·广东·深圳市南山区科技园中区M-10栋1号厂房 邮编:518057 t (86-755) 26012053 f (86-755) 26710594 sgs.china@sgs.com

Revision Record				
Version	**Chapter**	**Date**	**Modifier**	**Remark**
01		2026-05-01		Original

Authorized for issue by:				
		Bill Chen **Bill Chen/Project Engineer**		
		Eric Fu **Eric Fu/Reviewer**		

Unless otherwise agreed in writing, this document is issued by the Company subject to its General Conditions of Service printed overleaf, available on request or accessible at https://www.sgs.com/en/Terms-and-Conditions. Attention is drawn to the limitation of liability, indemnification and jurisdiction issues defined therein. Any holder of this document is advised that information contained hereon reflects the Company's findings at the time of its intervention only and within the limits of Client's instructions, if any. The Company's sole responsibility is to its Client and this document does not exonerate parties to a transaction from exercising all their rights and obligations under the transaction documents. This document cannot be reproduced except in full, without prior written approval of the Company. Any unauthorized alteration, forgery or falsification of the content or appearance of this document is unlawful and offenders may be prosecuted to the fullest extent of the law. Unless otherwise stated the results shown in this test report refer only to the sample(s) tested and such sample(s) are retained for 30 days only.
Attention: To check the authenticity of testing /inspection report & certificate, please contact us at telephone: (86-755) 8307 1443, or email: CN.Doccheck@sgs.com
SGS-CSTC Standards Technical Services Co., Ltd. Shenzhen Branch Electromagnetic Compatibility Laboratory
No.1 Workshop, M-10, Middle Section, Science & Technology Park, Nanshan District, Shenzhen, Guangdong, China 518057 t (86-755) 26012053 f (86-755) 26710594 www.sgsgroup.com.cn
中国·广东·深圳市南山区科技园中区M-10栋1号厂房 邮编: 518057 t (86-755) 26012053 f (86-755) 26710594 sgs.china@sgs.com
Member of the SGS Group (SGS SA)

2 Test Summary

Radio Spectrum Technical Requirement				
Item	**Standard**	**Method**	**Requirement**	**Result**
Antenna Requirement	47 CFR Part 15, Subpart E 15.407	N/A	47 CFR Part 15, Subpart C 15.203	Pass
Transmission in the Absence of Data		N/A	47 CFR Part 15, Subpart E 15.407 (c)	Pass

Radio Spectrum Matter Part				
Item	**Standard**	**Method**	**Requirement**	**Result**
Conducted Emissions at AC Power Line (150kHz-30MHz)	47 CFR Part 15, Subpart E 15.407	ANSI C63.10 (2020) Section 6.2	47 CFR Part 15, Subpart C 15.207 & Subpart E 15.407 b(9)	Pass
Radiated Emissions (Below 1GHz)		ANSI C63.10 (2020) Section 6.4,6.5	47 CFR Part 15, Subpart C 15.209 & Subpart E 15.407(b)	Pass
Radiated Emissions (Above 1GHz)		ANSI C63.10 (2020) Section 6.6 & 12.7	47 CFR Part 15, Subpart C 15.209 & Subpart E 15.407(b)	Pass
Radiated Emissions which fall in the restricted bands		ANSI C63.10 (2020) Section 6.10.5 & 12.7.2	47 CFR Part 15, Subpart C 15.209 & Subpart E 15.407(b)	Pass
Duty Cycle		ANSI C63.10 (2020) Section 12.2	ANSI C63.10 (2020) Section 12.2	Pass
99% Bandwidth		ANSI C63.10 (2020) Section 12.5.3	ANSI C63.10 (2020) Section 12.5.3	Pass
26dB Emission Bandwidth		ANSI C63.10 (2020) Section 12.5.2	47 CFR Part 15, Subpart E 15.407 (a)	Pass
Minimum 6 dB Bandwidth (5.725-5.85 GHz band)		ANSI C63.10 (2020) Section 12.5.1	47 CFR Part 15, Subpart E 15.407 (e)	Pass
Maximum Conducted Output Power		ANSI C63.10 (2020) Section 12.4	47 CFR Part 15, Subpart E 15.407 (a)	Pass
Power Spectral Density		ANSI C63.10 (2020) Section 12.6	47 CFR Part 15, Subpart E 15.407 (a)	Pass
Frequency Stability		ANSI C63.10 (2020) Section 6.8	47 CFR Part 15, Subpart E 15.407 (g)	Pass
Channel Move Time		KDB 905462 D02 Section 7.8.3	KDB 905462 D02 Section 5.1	Pass
Channel Closing Transmission Time		KDB 905462 D02 Section 7.8.3	KDB 905462 D02 Section 5.1	Pass
Transmitter Power Control		ANSI C63.10 (2020) Section 12.4	47 CFR Part 15, Subpart E 15.407 (h)(1)	Pass

Unless otherwise agreed in writing, this document is issued by the Company subject to its General Conditions of Service printed overleaf, available on request or accessible at https://www.sgs.com/en/Terms-and-Conditions. Attention is drawn to the limitation of liability, indemnification and jurisdiction issues defined therein. Any holder of this document is advised that information contained hereon reflects the Company's findings at the time of its intervention only and within the limits of Client's instructions, if any. The Company's sole responsibility is to its Client and this document does not exonerate parties to a transaction from exercising all their rights and obligations under the transaction documents. This document cannot be reproduced except in full, without prior written approval of the Company. Any unauthorized alteration, forgery or falsification of the content or appearance of this document is unlawful and offenders may be prosecuted to the fullest extent of the law. Unless otherwise stated the results shown in this test report refer only to the sample(s) tested and such sample(s) are retained for 30 days only.
Attention: To check the authenticity of testing /inspection report & certificate, please contact us at telephone: (86-755) 8307 1443, or email: CN.Doccheck@sgs.com
SGS-CSTC Standards Technical Services Co., Ltd. Shenzhen Branch Electromagnetic Compatibility Laboratory
No.1 Workshop, M-10, Middle Section, Science & Technology Park, Nanshan District, Shenzhen, Guangdong, China 518057 t (86-755) 26012053 f (86-755) 26710594 www.sgsgroup.com.cn
中国·广东·深圳市南山区科技园中区M-10栋1号厂房 邮编: 518057 t (86-755) 26012053 f (86-755) 26710594 sgs.china@sgs.com
Member of the SGS Group (SGS SA)

Declaration of EUT Family Grouping:

Model No.: ID500 Pro 64GB, ID500 Pro

Only the model ID500 Pro 64GB was tested, since according to the declaration from the applicant, the electrical circuit design, PCB layout, components used, internal wiring and functions were identical for all the above models, with only difference on Nand flash and partial capacitors adjustment.

Remark: Product Number (P/N) code in the below table, for marketing purpose, will be marked on the marking plate.

PN: 85374, 85374P, 85374X, 85374A, 85374B, 85374U, 85374JP, 16380, 16380P, 16380X, 16380A, 16380B, 16380U, 16380JP, 16381, 16381P, 16381X, 16381A, 16381B, 16381U, 16381JP, 16382, 16382P, 16382X, 16382A, 16382B, 16382U, 16382JP, 26159, 26159P, 26159X, 26159A, 26159B, 26159U, 26159JP, 16870, 16870P, 16870X, 16870A, 16870B, 16870U, 16870JP, 16871, 16871P, 16871X, 16871A, 16871B, 16871U, 16871JP, 16872, 16872P, 16872X, 16872A, 16872B, 16872U, 16872JP, 16873, 16873P, 16873X, 16873A, 16873B, 16873U, 16873JP, 26194, 26194P, 26194X, 26194A, 26194B, 26194U, 26194JP

Unless otherwise agreed in writing, this document is issued by the Company subject to its General Conditions of Service printed overleaf, available on request or accessible at https://www.sgs.com/en/Terms-and-Conditions. Attention is drawn to the limitation of liability, indemnification and jurisdiction issues defined therein. Any holder of this document is advised that information contained hereon reflects the Company's findings at the time of its intervention only and within the limits of Client's instructions, if any. The Company's sole responsibility is to its Client and this document does not exonerate parties to a transaction from exercising all their rights and obligations under the transaction documents. This document cannot be reproduced except in full, without prior written approval of the Company. Any unauthorized alteration, forgery or falsification of the content or appearance of this document is unlawful and offenders may be prosecuted to the fullest extent of the law. Unless otherwise stated the results shown in this test report refer only to the sample(s) tested and such sample(s) are retained for 30 days only.
Attention: To check the authenticity of testing /inspection report & certificate, please contact us at telephone: (86-755) 8307 1443, or email: CN.Doccheck@sgs.com
SGS-CSTC Standards Technical Services Co., Ltd. Shenzhen Branch Electromagnetic Compatibility Laboratory
No.1 Workshop, M-10, Middle Section, Science & Technology Park, Nanshan District, Shenzhen, Guangdong, China 518057 t (86-755) 26012053 f (86-755) 26710594 www.sgsgroup.com.cn
中国・广东・深圳市南山区科技园中区M-10栋1号厂房 邮编: 518057 t (86-755) 26012053 f (86-755) 26710594 sgs.china@sgs.com
Member of the SGS Group (SGS SA)

3 Contents

Page

1 Cover Page 1

2 Test Summary 3

3 Contents 5

4 General Information 8

4.1 Details of E.U.T. 8
4.2 Description of Support Units 8
4.3 Measurement Uncertainty 9
4.4 Test Location 10
4.5 Test Facility 10
4.6 Deviation from Standards 10
4.7 Abnormalities from Standard Conditions 10

5 Equipment List 11

6 Radio Spectrum Technical Requirement 14

6.1 Antenna Requirement 14
6.1.1 Test Requirement: 14
6.1.1 Conclusion 14
6.2 Transmission in the Absence of Data 15
6.2.1 Test Requirement: 15
6.2.2 Conclusion 15

7 Radio Spectrum Matter Test Results 16

7.1 Conducted Emissions at AC Power Line (150kHz-30MHz) 16
7.1.1 E.U.T. Operation 16
7.1.2 Test Mode Description 16
7.1.3 Test Setup Diagram 17
7.1.4 Measurement Procedure and Data 17
7.2 Radiated Emissions (Below 1GHz) 20
7.2.1 E.U.T. Operation 20
7.2.2 Test Mode Description 21
7.2.3 Test Setup Diagram 21
7.2.4 Measurement Procedure and Data 22
7.3 Radiated Emissions (Above 1GHz) 29
7.3.1 E.U.T. Operation 30
7.3.2 Test Mode Description 30
7.3.3 Test Setup Diagram 30
7.3.4 Measurement Procedure and Data 31
7.4 Radiated Emissions which fall in the restricted bands 57
7.4.1 E.U.T. Operation 58
7.4.2 Test Mode Description 58
7.4.3 Test Setup Diagram 58

Unless otherwise agreed in writing, this document is issued by the Company subject to its General Conditions of Service printed overleaf, available on request or accessible at https://www.sgs.com/en/Terms-and-Conditions. Attention is drawn to the limitation of liability, indemnification and jurisdiction issues defined therein. Any holder of this document is advised that information contained hereon reflects the Company's findings at the time of its intervention only and within the limits of Client's instructions, if any. The Company's sole responsibility is to its Client and this document does not exonerate parties to a transaction from exercising all their rights and obligations under the transaction documents. This document cannot be reproduced except in full, without prior written approval of the Company. Any unauthorized alteration, forgery or falsification of the content or appearance of this document is unlawful and offenders may be prosecuted to the fullest extent of the law. Unless otherwise stated the results shown in this test report refer only to the sample(s) tested and such sample(s) are retained for 30 days only.
Attention: To check the authenticity of testing /inspection report & certificate, please contact us at telephone: (86-755) 8307 1443, or email: CN.Doccheck@sgs.com
SGS-CSTC Standards Technical Services Co., Ltd. Shenzhen Branch Electromagnetic Compatibility Laboratory
No.1 Workshop, M-10, Middle Section, Science & Technology Park, Nanshan District, Shenzhen, Guangdong, China 518057 t (86-755) 26012053 f (86-755) 26710594 www.sgsgroup.com.cn
中国·广东·深圳市南山区科技园中区M-10栋1号厂房 邮编: 518057 t (86-755) 26012053 f (86-755) 26710594 sgs.china@sgs.com
Member of the SGS Group (SGS SA)

7.4.4 Measurement Procedure and Data 59
7.5 Duty Cycle 74
7.5.1 E.U.T. Operation 74
7.5.2 Test Mode Description 74
7.5.3 Test Setup Diagram 75
7.5.4 Measurement Procedure and Data 75
7.6 99% Bandwidth 76
7.6.1 E.U.T. Operation 76
7.6.2 Test Mode Description 76
7.6.3 Test Setup Diagram 77
7.6.4 Measurement Procedure and Data 77
7.7 26dB Emission Bandwidth 78
7.7.1 E.U.T. Operation 78
7.7.2 Test Mode Description 78
7.7.3 Test Setup Diagram 79
7.7.4 Measurement Procedure and Data 79
7.8 Minimum 6 dB Bandwidth (5.725-5.85 GHz band) 80
7.8.1 E.U.T. Operation 80
7.8.2 Test Mode Description 80
7.8.3 Test Setup Diagram 80
7.8.4 Measurement Procedure and Data 80
7.9 Maximum Conducted Output Power 81
7.9.1 E.U.T. Operation 81
7.9.2 Test Mode Description 81
7.9.3 Test Setup Diagram 82
7.9.4 Measurement Procedure and Data 82
7.10 Power Spectral Density 83
7.10.1 E.U.T. Operation 83
7.10.2 Test Mode Description 83
7.10.3 Test Setup Diagram 84
7.10.4 Measurement Procedure and Data 84
7.11 Frequency Stability 85
7.11.1 E.U.T. Operation 85
7.11.2 Test Mode Description 85
7.11.3 Test Setup Diagram 86
7.11.4 Measurement Procedure and Data 86
7.12 Channel Move Time 87
7.12.1 E.U.T. Operation 88
7.12.2 Test Mode Description 88
7.12.3 Test Setup Diagram 88
7.12.4 Measurement Procedure and Data 89
7.13 Channel Closing Transmission Time 90
7.13.1 E.U.T. Operation 91
7.13.2 Test Mode Description 91
7.13.3 Test Setup Diagram 91
7.13.4 Measurement Procedure and Data 92
7.14 Transmitter Power Control 93
7.14.1 E.U.T. Operation 93
7.14.2 Test Mode Description 93
7.14.3 Test Setup Diagram 93

Unless otherwise agreed in writing, this document is issued by the Company subject to its General Conditions of Service printed overleaf, available on request or accessible at https://www.sgs.com/en/Terms-and-Conditions. Attention is drawn to the limitation of liability, indemnification and jurisdiction issues defined therein. Any holder of this document is advised that information contained hereon reflects the Company's findings at the time of its intervention only and within the limits of Client's instructions, if any. The Company's sole responsibility is to its Client and this document does not exonerate parties to a transaction from exercising all their rights and obligations under the transaction documents. This document cannot be reproduced except in full, without prior written approval of the Company. Any unauthorized alteration, forgery or falsification of the content or appearance of this document is unlawful and offenders may be prosecuted to the fullest extent of the law. Unless otherwise stated the results shown in this test report refer only to the sample(s) tested and such sample(s) are retained for 30 days only.
Attention: To check the authenticity of testing /inspection report & certificate, please contact us at telephone: (86-755) 8307 1443, or email: CN.Doccheck@sgs.com
SGS-CSTC Standards Technical Services Co., Ltd. Shenzhen Branch Electromagnetic Compatibility Laboratory
No.1 Workshop, M-10, Middle Section, Science & Technology Park, Nanshan District, Shenzhen, Guangdong, China 518057 t (86-755) 26012053 f (86-755) 26710594 www.sgsgroup.com.cn
中国·广东·深圳市南山区科技园中区M-10栋1号厂房 邮编: 518057 t (86-755) 26012053 f (86-755) 26710594 sgs.china@sgs.com
Member of the SGS Group (SGS SA)

7.14.4 Measurement Procedure and Data 94

8 Test Setup Photo 95

9 EUT Constructional Details (EUT Photos) 95

10 Appendix.....96

Unless otherwise agreed in writing, this document is issued by the Company subject to its General Conditions of Service printed overleaf, available on request or accessible at https://www.sgs.com/en/Terms-and-Conditions. Attention is drawn to the limitation of liability, indemnification and jurisdiction issues defined therein. Any holder of this document is advised that information contained hereon reflects the Company's findings at the time of its intervention only and within the limits of Client's instructions, if any. The Company's sole responsibility is to its Client and this document does not exonerate parties to a transaction from exercising all their rights and obligations under the transaction documents. This document cannot be reproduced except in full, without prior written approval of the Company. Any unauthorized alteration, forgery or falsification of the content or appearance of this document is unlawful and offenders may be prosecuted to the fullest extent of the law. Unless otherwise stated the results shown in this test report refer only to the sample(s) tested and such sample(s) are retained for 30 days only.
Attention: To check the authenticity of testing /inspection report & certificate, please contact us at telephone: (86-755) 8307 1443, or email: CN.Doccheck@sgs.com
SGS-CSTC Standards Technical Services Co., Ltd. Shenzhen Branch Electrical Laboratory
No.1 Workshop, M-10, Middle Section, Science & Technology Park, Nanshan District, Shenzhen, Guangdong, China 518057 t (86-755) 26012053 f (86-755) 26710594 www.sgsgroup.com.cn
中国·广东·深圳市南山区科技园中区M-10栋1号厂房 邮编: 518057 t (86-755) 26012053 f (86-755) 26710594 sgs.china@sgs.com
Member of the SGS Group (SGS SA)

4 General Information

4.1 Details of E.U.T.

Power supply:	Model:TEKA-UCA20UN Input:AC 100-240V 50/60Hz 0.35A Max Output:DC 5.0V 2.0A
Cable(s):	Type C Cable: 300cm unshielded
Operation Frequency/Number of channels (20MHz):	U-NII-1: 5180-5240MHz (4 Channels); U-NII-2A: 5260-5320MHz (4 Channels); U-NII-2C: 5500-5700MHz (11 Channels); U-NII-3: 5745-5825MHz (5 Channels)
Operation Frequency/Number of channels (40MHz):	U-NII-1: 5190-5230MHz (2 Channels); U-NII-2A: 5270-5310MHz (2 Channels); U-NII-2C: 5510-5670MHz (5 Channels); U-NII-3: 5755-5795MHz (2 Channels)
Modulation Type:	802.11a: OFDM (BPSK, QPSK, 16QAM, 64QAM); 802.11n: OFDM (BPSK, QPSK, 16QAM, 64QAM); 802.11ac: OFDM (BPSK, QPSK, 16QAM, 64QAM, 256QAM); 802.11ax: OFDMA (BPSK, QPSK, 16QAM, 64QAM, 256QAM, 1024-QAM)
Channel Spacing:	802.11a/n/ac/ax 20: 20MHz; 802.11n/ac/ax 40: 40MHz
DFS Function:	Slave without Radar detection
TPC Function:	Without TPC function
Antenna Type:	Steel sheet Antenna
Antenna Gain:	3.1dBi
Test Software:	Putty
Power setting:	Default

Remark:The information in this section is provided by the applicant or manufacturer, SGS is not liable to the accuracy, suitability, reliability or/and integrity of the information.

4.2 Description of Support Units

Description	Manufacturer	Model No.	Serial No.
--	--	--	--
The EUT has been tested as an independent unit.			

Unless otherwise agreed in writing, this document is issued by the Company subject to its General Conditions of Service printed overleaf, available on request or accessible at https://www.sgs.com/en/Terms-and-Conditions. Attention is drawn to the limitation of liability, indemnification and jurisdiction issues defined therein. Any holder of this document is advised that information contained hereon reflects the Company's findings at the time of its intervention only and within the limits of Client's instructions, if any. The Company's sole responsibility is to its Client and this document does not exonerate parties to a transaction from exercising all their rights and obligations under the transaction documents. This document cannot be reproduced except in full, without prior written approval of the Company. Any unauthorized alteration, forgery or falsification of the content or appearance of this document is unlawful and offenders may be prosecuted to the fullest extent of the law. Unless otherwise stated the results shown in this test report refer only to the sample(s) tested and such sample(s) are retained for 30 days only.
Attention: To check the authenticity of testing /inspection report & certificate, please contact us at telephone: (86-755) 8307 1443, or email: CN.Doccheck@sgs.com
SGS-CSTC Standards Technical Services Co., Ltd. Shenzhen Branch Electromagnetic Compatibility Laboratory
No.1 Workshop, M-10, Middle Section, Science & Technology Park, Nanshan District, Shenzhen, Guangdong, China 518057 t (86-755) 26012053 f (86-755) 26710594 www.sgsgroup.com.cn
中国·广东·深圳市南山区科技园中区M-10栋1号厂房 邮编:518057 t (86-755) 26012053 f (86-755) 26710594 sgs.china@sgs.com
Member of the SGS Group (SGS SA)

4.3 Measurement Uncertainty

Test Item	Measurement Uncertainty
Conducted Emissions at AC Power Line (150kHz-30MHz)	± 3.2dB
Radiated Emissions (Below 1GHz)	± 6.0dB for 3m; ± 5.0dB for 10m
Radiated Emissions (Above 1GHz)	± 4.6dB (1-18GHz);± 4.8dB (18-40GHz)
Radiated Emissions which fall in the restricted bands	± 6.0dB (below 1GHz); ± 4.6dB (above 1GHz);
Duty Cycle	± 0.3%
99% Bandwidth	± 0.3%
26dB Emission Bandwidth	± 0.3%
Minimum 6 dB Bandwidth (5.725-5.85 GHz band)	± 0.3%
Maximum Conducted Output Power	± 0.8dB
Power Spectral Density	± 0.4dB
Frequency Stability	± 5.4 x 10^-8
Transmitter Power Control	± 0.8dB

Remark:
The U_{lab} (lab Uncertainty) is less than $U_{cispr/ETSI}$ (CISPR/ETSI Uncertainty), so the test results
– compliance is deemed to occur if no measured disturbance level exceeds the disturbance limit;
– non-compliance is deemed to occur if any measured disturbance level exceeds the disturbance limit.

Unless otherwise agreed in writing, this document is issued by the Company subject to its General Conditions of Service printed overleaf, available on request or accessible at https://www.sgs.com/en/Terms-and-Conditions. Attention is drawn to the limitation of liability, indemnification and jurisdiction issues defined therein. Any holder of this document is advised that information contained hereon reflects the Company's findings at the time of its intervention only and within the limits of Client's instructions, if any. The Company's sole responsibility is to its Client and this document does not exonerate parties to a transaction from exercising all their rights and obligations under the transaction documents. This document cannot be reproduced except in full, without prior written approval of the Company. Any unauthorized alteration, forgery or falsification of the content or appearance of this document is unlawful and offenders may be prosecuted to the fullest extent of the law. Unless otherwise stated the results shown in this test report refer only to the sample(s) tested and such sample(s) are retained for 30 days only.
Attention: To check the authenticity of testing /inspection report & certificate, please contact us at telephone: (86-755) 8307 1443, or email: CN.Doccheck@sgs.com
SGS-CSTC Standards Technical Services Co., Ltd. Shenzhen Branch Electromagnetic Compatibility Laboratory
No.1 Workshop, M-10, Middle Section, Science & Technology Park, Nanshan District, Shenzhen, Guangdong, China 518057 t (86-755) 26012053 f (86-755) 26710594 www.sgsgroup.com.cn
中国・广东・深圳市南山区科技园中区M-10栋1号厂房 邮编: 518057 t (86-755) 26012053 f (86-755) 26710594 sgs.china@sgs.com
Member of the SGS Group (SGS SA)

4.4 Test Location

All tests were performed at:

SGS-CSTC Standards Technical Services Co., Ltd., Shenzhen Branch

No. 1 Workshop, M-10, Middle Section, Science & Technology Park, Nanshan District, Shenzhen, Guangdong, China. 518057.

Tel: +86 755 2601 2053 Fax: +86 755 2671 0594

No tests were sub-contracted.

4.5 Test Facility

The test facility is recognized, certified, or accredited by the following organizations:

• A2LA (Certificate No. 3816.01)

SGS-CSTC Standards Technical Services Co., Ltd., Shenzhen EMC Laboratory is accredited by the American Association for Laboratory Accreditation(A2LA). Certificate No. 3816.01.

• VCCI (Member No. 1937)

The 3m Fully-anechoic chamber for above 1GHz, 10m Semi-anechoic chamber for below 1GHz, Shielded Room for Mains Port Conducted Interference Measurement and Telecommunication Port Conducted Interference Measurement of SGS-CSTC Standards Technical Services Co., Ltd. Shenzhen EMC laboratory have been registered in accordance with the Regulations for Voluntary Control Measures with Registration No.: G-20026, R-14188, C-12383 and T-11153 respectively.

• FCC –Designation Number: CN1336

SGS-CSTC Standards Technical Services Co., Ltd., Shenzhen EMC Laboratory has been recognized as an accredited testing laboratory.

Designation Number: CN1336. Test Firm Registration Number: 787754.

• Innovation, Science and Economic Development Canada

SGS-CSTC Standards Technical Services Co., Ltd., Shenzhen EMC Laboratory has been recognized by ISED as an accredited testing laboratory.

CAB identifier: CN0006.

IC#: 4620C.

4.6 Deviation from Standards

None

4.7 Abnormalities from Standard Conditions

None

Unless otherwise agreed in writing, this document is issued by the Company subject to its General Conditions of Service printed overleaf, available on request or accessible at https://www.sgs.com/en/Terms-and-Conditions. Attention is drawn to the limitation of liability, indemnification and jurisdiction issues defined therein. Any holder of this document is advised that information contained hereon reflects the Company's findings at the time of its intervention only and within the limits of Client's instructions, if any. The Company's sole responsibility is to its Client and this document does not exonerate parties to a transaction from exercising all their rights and obligations under the transaction documents. This document cannot be reproduced except in full, without prior written approval of the Company. Any unauthorized alteration, forgery or falsification of the content or appearance of this document is unlawful and offenders may be prosecuted to the fullest extent of the law. Unless otherwise stated the results shown in this test report refer only to the sample(s) tested and such sample(s) are retained for 30 days only.
Attention: To check the authenticity of testing /inspection report & certificate, please contact us at telephone: (86-755) 8307 1443, or email: CN.Doccheck@sgs.com
No.1 Workshop, M-10, Middle Section, Science & Technology Park, Nanshan District, Shenzhen, Guangdong, China 518057 t (86-755) 26012053 f (86-755) 26710594 www.sgsgroup.com.cn
中国・广东・深圳市南山区科技园中区M-10栋1号厂房 邮编: 518057 t (86-755) 26012053 f (86-755) 26710594 sgs.china@sgs.com
Member of the SGS Group (SGS SA)

5 Equipment List

Conducted Emissions at AC Power Line (150kHz-30MHz)					
Equipment	**Manufacturer**	**Model No.**	**Inventory No.**	**Cal Date**	**Cal Due Date**
Shielding Room	ZhongYu Electron	GB-88	SEM001-06	2025-05-07	2028-05-06
EMI Test Receiver	Rohde&Schwarz	ESR	SZ-WRG-M-047	2025-12-15	2026-12-14
Matching Pad	N/A	N/A	SEM021-23	2026-03-20	2027-03-19
Matching Pad	N/A	N/A	SEM021-24	2026-03-20	2027-03-19
Measurement Software	AUDIX	e3 V8.2014-6-27a	N/A	N/A	N/A
Coaxial Cable	SGS	N/A	SEM024-01	2025-07-05	2026-07-04
LISN	Rohde&Schwarz	ENV216	SEM007-01	2025-07-25	2026-07-24
LISN	ETS-LINDGREN	3816/2	SEM007-02	2026-02-24	2027-02-23

Radiated Emissions (Below 1GHz)					
Equipment	**Manufacturer**	**Model No.**	**Inventory No.**	**Cal Date**	**Cal Due Date**
Loop Antenna	ETS-Lindgren	6502	SEM003-08	2025-11-17	2027-11-16
3m Semi-Anechoic Chamber	ETS-LINDGREN	N/A	SEM001-01	2023-06-19	2026-06-18
MXE EMI Receiver	Agilent Technologies	N9038A	SEM004-15	2025-07-25	2026-07-24
BiConiLog Antenna	ETS-LINDGREN	3142C	SEM003-01	2025-08-29	2027-08-28
Pre-Amplifier	Agilent Technologies	8447D	SEM005-01	2026-02-02	2027-02-01
Measurement Software	AUDIX	e3 V8.2014-6-27	N/A	N/A	N/A
Coaxial Cable	SGS	N/A	SEM025-01	2025-07-05	2026-07-04

Unless otherwise agreed in writing, this document is issued by the Company subject to its General Conditions of Service printed overleaf, available on request or accessible at https://www.sgs.com/en/Terms-and-Conditions. Attention is drawn to the limitation of liability, indemnification and jurisdiction issues defined therein. Any holder of this document is advised that information contained hereon reflects the Company's findings at the time of its intervention only and within the limits of Client's instructions, if any. The Company's sole responsibility is to its Client and this document does not exonerate parties to a transaction from exercising all their rights and obligations under the transaction documents. This document cannot be reproduced except in full, without prior written approval of the Company. Any unauthorized alteration, forgery or falsification of the content or appearance of this document is unlawful and offenders may be prosecuted to the fullest extent of the law. Unless otherwise stated the results shown in this test report refer only to the sample(s) tested and such sample(s) are retained for 30 days only.
Attention: To check the authenticity of testing /inspection report & certificate, please contact us at telephone: (86-755) 8307 1443, or email: CN.Doccheck@sgs.com
SGS-CSTC Standards Technical Services Co., Ltd. Shenzhen Branch Electromagnetic Compatibility Laboratory
No.1 Workshop, M-10, Middle Section, Science & Technology Park, Nanshan District, Shenzhen, Guangdong, China 518057 t (86-755) 26012053 f (86-755) 26710594 www.sgsgroup.com.cn
中国·广东·深圳市南山区科技园中区M-10栋1号厂房 邮编: 518057 t (86-755) 26012053 f (86-755) 26710594 sgs.china@sgs.com
Member of the SGS Group (SGS SA)

Radiated Emissions (Above 1GHz)					
Equipment	**Manufacturer**	**Model No.**	**Inventory No.**	**Cal Date**	**Cal Due Date**
Signal & Spectrum Analyzer	Rohde & Schwarz	FSV	SZ-WRG-M-048	2025-12-16	2026-12-15
Low Noise Amplifier 1G-18GHz	Tonscend	TAP01018050	SZ-WRG-M-051	2025-12-16	2026-12-15
Low Noise Amplifier 18G-40GHz	Tonscend	TAP18040048	SZ-WRG-M-052	2025-12-16	2026-12-15
Double Ridge Horn Antenna 1GHz-18GHz	SCHWARZBECK	BBHA 9120 D	SZ-WRG-M-055	2025-12-13	2026-12-12
SHF-EHF Horn 15GHz-40GHz	SCHWARZBECK	BBHA 9170	SZ-WRG-M-056	2025-12-13	2026-12-12
RSE Test Software	AUDIX	e3 V8.2014-6-27	N/A	N/A	N/A
Chamber	CRTSGSSAC966	N/A	SZ-WRG-C-063	2025-01-06	2028-01-05
Coaxial Cable	SGS	N/A	SEM039-01	2025-07-05	2026-07-04
Humidity and Temperature Indicator	deli	8838	SEM002-46	2025-07-23	2026-07-22

Radiated Emissions which fall in the restricted bands					
Equipment	**Manufacturer**	**Model No.**	**Inventory No.**	**Cal Date**	**Cal Due Date**
Signal & Spectrum Analyzer	Rohde & Schwarz	FSV	SZ-WRG-M-048	2025-12-16	2026-12-15
Low Noise Amplifier 30M-8GHz	Tonscend	TAP30M8G30	SZ-WRG-M-050	2025-12-16	2026-12-15
Double Ridge Horn Antenna 1GHz-18GHz	SCHWARZBECK	BBHA 9120 D	SZ-WRG-M-055	2025-12-13	2026-12-12
SHF-EHF Horn 15GHz-40GHz	SCHWARZBECK	BBHA 9170	SZ-WRG-M-056	2025-12-13	2026-12-12
RSE Test Software	AUDIX	e3 V8.2014-6-27	N/A	N/A	N/A
Chamber	CRTSGSSAC966	N/A	SZ-WRG-C-063	2025-01-06	2028-01-05
Coaxial Cable	SGS	N/A	SEM039-01	2025-07-05	2026-07-04
Humidity and Temperature Indicator	deli	8838	SEM002-46	2025-07-23	2026-07-22

Unless otherwise agreed in writing, this document is issued by the Company subject to its General Conditions of Service printed overleaf, available on request or accessible at https://www.sgs.com/en/Terms-and-Conditions. Attention is drawn to the limitation of liability, indemnification and jurisdiction issues defined therein. Any holder of this document is advised that information contained hereon reflects the Company's findings at the time of its intervention only and within the limits of Client's instructions, if any. The Company's sole responsibility is to its Client and this document does not exonerate parties to a transaction from exercising all their rights and obligations under the transaction documents. This document cannot be reproduced except in full, without prior written approval of the Company. Any unauthorized alteration, forgery or falsification of the content or appearance of this document is unlawful and offenders may be prosecuted to the fullest extent of the law. Unless otherwise stated the results shown in this test report refer only to the sample(s) tested and such sample(s) are retained for 30 days only.
Attention: To check the authenticity of testing /inspection report & certificate, please contact us at telephone: (86-755) 8307 1443, or email: CN.Doccheck@sgs.com
SGS-CSTC Standards Technical Services Co., Ltd. Shenzhen Branch Qualified Laboratory
No.1 Workshop, M-10, Middle Section, Science & Technology Park, Nanshan District, Shenzhen, Guangdong, China 518057 t (86-755) 26012053 f (86-755) 26710594 www.sgsgroup.com.cn
中国·广东·深圳市南山区科技园中区M-10栋1号厂房 邮编:518057 t (86-755) 26012053 f (86-755) 26710594 sgs.china@sgs.com
Member of the SGS Group (SGS SA)

RF Conducted Test					
Equipment	**Manufacturer**	**Model No.**	**Inventory No.**	**Cal Date**	**Cal Due Date**
DC Power Supply	Chroma	62012P-80-60	SEM011-11	2025-07-24	2026-07-23
MXA Signal Analyzer	KEYSIGHT	N9020A	SEM004-19	2026-02-03	2027-02-02
Signal Generator	KEYSIGHT	N5173B	SEM006-05	2025-09-10	2026-09-09
Measurement Software	TST PASS	TST PASS V2.0	N/A	N/A	N/A
Coaxial Cable	SGS	N/A	SEM031-01	2025-07-05	2026-07-04
Attenuator	Huber+Suhner	6620_SMA-50-1	SEM021-09	2026-02-02	2027-02-01
Programmable Temperature & Humidity Chamber	Votsch Industrietechnik GmbH	VT 4002	SEM002-15	2026-02-03	2027-02-02
Power Sensor	TST PASS	TSPS2023R	SEM009-26	2026-02-04	2027-02-03
Power Sensor	KEYSIGHT	U2021XA	SEM009-16	2026-02-04	2027-02-03
Manual Step Attenuator	KEYSIGHT	8494B	SEM021-05	2026-02-02	2027-02-01
Manual Step Attenuator	KEYSIGHT	8496B	SEM021-06	2026-02-02	2027-02-01
MXG Vector Signal Generator	Agilent	N5182A	SEM006-21	2026-02-03	2027-02-02
MXA Signal Analyzer	KEYSIGHT	N9020A	SEM004-22	2026-02-02	2027-02-01

General used equipment					
Equipment	**Manufacturer**	**Model No.**	**Inventory No.**	**Cal Date**	**Cal Due Date**
Humidity/ Temperature Indicator	deli	8838	SEM002-32	2025-07-23	2026-07-22
Humidity/ Temperature Indicator	deli	8838	SEM002-33	2025-07-23	2026-07-22
Barometer	Changchun Meteorological Industry Factory	DYM3	SEM002-01	2026-02-14	2027-02-13

SGS-CSTC Standards Technical Services Co., Ltd. Shenzhen Branch Electromagnetic Compatibility Laboratory

Unless otherwise agreed in writing, this document is issued by the Company subject to its General Conditions of Service printed overleaf, available on request or accessible at https://www.sgs.com/en/Terms-and-Conditions. Attention is drawn to the limitation of liability, indemnification and jurisdiction issues defined therein. Any holder of this document is advised that information contained hereon reflects the Company's findings at the time of its intervention only and within the limits of Client's instructions, if any. The Company's sole responsibility is to its Client and this document does not exonerate parties to a transaction from exercising all their rights and obligations under the transaction documents. This document cannot be reproduced except in full, without prior written approval of the Company. Any unauthorized alteration, forgery or falsification of the content or appearance of this document is unlawful and offenders may be prosecuted to the fullest extent of the law. Unless otherwise stated the results shown in this test report refer only to the sample(s) tested and such sample(s) are retained for 30 days only.
Attention: To check the authenticity of testing /inspection report & certificate, please contact us at telephone: (86-755) 8307 1443, or email: CN.Doccheck@sgs.com
No.1 Workshop, M-10, Middle Section, Science & Technology Park, Nanshan District, Shenzhen, Guangdong, China 518057 t (86-755) 26012053 f (86-755) 26710594 www.sgsgroup.com.cn
中国・广东・深圳市南山区科技园中区M-10栋1号厂房 邮编: 518057 t (86-755) 26012053 f (86-755) 26710594 sgs.china@sgs.com
Member of the SGS Group (SGS SA)

6 Radio Spectrum Technical Requirement

6.1 Antenna Requirement

6.1.1 Test Requirement:

47 CFR Part 15, Subpart C 15.203

6.1.1 Conclusion

Standard Requirement:

An intentional radiator shall be designed to ensure that no antenna other than that furnished by the responsible party shall be used with the device. The use of a permanently attached antenna or of an antenna that uses a unique coupling to the intentional radiator, the manufacturer may design the unit so that a broken antenna can be replaced by the user, but the use of a standard antenna jack or electrical connector is prohibited.

15.247(b) (4) requirement:

The conducted output power limit specified in paragraph (b) of this section is based on the use of antennas with directional gains that do not exceed 6 dBi. Except as shown in paragraph (c) of this section, if transmitting antennas of directional gain greater than 6 dBi are used, the conducted output power from the intentional radiator shall be reduced below the stated values in paragraphs (b)(1), (b)(2), and (b)(3) of this section, as appropriate, by the amount in dB that the directional gain of the antenna exceeds 6 dBi.

EUT Antenna:

The antenna is integrated on the main PCB and no consideration of replacement. The best case gain of the antenna is 3.1dBi.

Antenna location: Refer to internal photo.

Unless otherwise agreed in writing, this document is issued by the Company subject to its General Conditions of Service printed overleaf, available on request or accessible at https://www.sgs.com/en/Terms-and-Conditions. Attention is drawn to the limitation of liability, indemnification and jurisdiction issues defined therein. Any holder of this document is advised that information contained hereon reflects the Company's findings at the time of its intervention only and within the limits of Client's instructions, if any. The Company's sole responsibility is to its Client and this document does not exonerate parties to a transaction from exercising all their rights and obligations under the transaction documents. This document cannot be reproduced except in full, without prior written approval of the Company. Any unauthorized alteration, forgery or falsification of the content or appearance of this document is unlawful and offenders may be prosecuted to the fullest extent of the law. Unless otherwise stated the results shown in this test report refer only to the sample(s) tested and such sample(s) are retained for 30 days only.
Attention: To check the authenticity of testing /inspection report & certificate, please contact us at telephone: (86-755) 8307 1443, or email: CN.Doccheck@sgs.com
SGS-CSTC Standards Technical Services Co., Ltd. Shenzhen Branch Electromagnetic Compatibility Laboratory
No.1 Workshop, M-10, Middle Section, Science & Technology Park, Nanshan District, Shenzhen, Guangdong, China 518057 t (86-755) 26012053 f (86-755) 26710594 www.sgsgroup.com.cn
中国·广东·深圳市南山区科技园中区M-10栋1号厂房 邮编: 518057 t (86-755) 26012053 f (86-755) 26710594 sgs.china@sgs.com
Member of the SGS Group (SGS SA)

6.2 Transmission in the Absence of Data

6.2.1 Test Requirement:

47 CFR Part 15, Subpart E 15.407 (c)

6.2.2 Conclusion

Standard Requirement:
The device shall automatically discontinue transmission in case of either absence of information to transmit or operational failure. These provisions are not intended to preclude the transmission of control or signalling information or the use of repetitive codes used by certain digital technologies to complete frame or burst intervals.
Applicants shall include in their application for equipment authorization a description of how this requirement is met.

EUT Details: SDR chip support automatically discontinue transmission in case of either absence of information to transmit or operational failure, if the chip detect absence of information to transmit or operational failure, it will be automatically shut off.

Unless otherwise agreed in writing, this document is issued by the Company subject to its General Conditions of Service printed overleaf, available on request or accessible at https://www.sgs.com/en/Terms-and-Conditions. Attention is drawn to the limitation of liability, indemnification and jurisdiction issues defined therein. Any holder of this document is advised that information contained hereon reflects the Company's findings at the time of its intervention only and within the limits of Client's instructions, if any. The Company's sole responsibility is to its Client and this document does not exonerate parties to a transaction from exercising all their rights and obligations under the transaction documents. This document cannot be reproduced except in full, without prior written approval of the Company. Any unauthorized alteration, forgery or falsification of the content or appearance of this document is unlawful and offenders may be prosecuted to the fullest extent of the law. Unless otherwise stated the results shown in this test report refer only to the sample(s) tested and such sample(s) are retained for 30 days only.
Attention: To check the authenticity of testing /inspection report & certificate, please contact us at telephone: (86-755) 8307 1443, or email: CN.Doccheck@sgs.com
SGS-CSTC Standards Technical Services Co., Ltd. Shenzhen Branch Electromagnetic Compatibility Laboratory
No.1 Workshop, M-10, Middle Section, Science & Technology Park, Nanshan District, Shenzhen, Guangdong, China 518057 t (86-755) 26012053 f (86-755) 26710594 www.sgsgroup.com.cn
中国·广东·深圳市南山区科技园中区M-10栋1号厂房 邮编: 518057 t (86-755) 26012053 f (86-755) 26710594 sgs.china@sgs.com
Member of the SGS Group (SGS SA)

7 Radio Spectrum Matter Test Results

7.1 Conducted Emissions at AC Power Line (150kHz-30MHz)

Test Requirement 47 CFR Part 15, Subpart C 15.207 & Subpart E 15.407 b(9)
Test Method: ANSI C63.10 (2020) Section 6.2
Test Engineer: Mason Wu

Limit:

Frequency of emission(MHz)	Conducted limit(dB μV)	
	Quasi-peak	Average
0.15-0.5	66 to 56*	56 to 46*
0.5-5	56	46
5-30	60	50
*Decreases with the logarithm of the frequency.		

7.1.1 E.U.T. Operation

Operating Environment:
Temperature: 23.6 °C Humidity: 42.5 % RH Atmospheric Pressure: 1010 mbar

7.1.2 Test Mode Description

Pre-scan / Final test	Mode Code	Description
Final test	03	TX mode (U-NII-1)_Keep the EUT in continuously transmitting mode with all modulation types. All data rates for each modulation type have been tested and found the data rate @ 6Mbps is the worst case of IEEE 802.11a; data rate @ MCS0 is the worst case of IEEE 802.11n/ac/ax 20/40, Only the data of worst case is recorded in the report.
Pre-scan	04	TX mode (U-NII-2A) _Keep the EUT in continuously transmitting mode with all modulation types. All data rates for each modulation type have been tested and found the data rate @ 6Mbps is the worst case of IEEE 802.11a; data rate @ MCS0 is the worst case of IEEE 802.11n/ac/ax 20/40, Only the data of worst case is recorded in the report.
Pre-scan	05	TX mode (U-NII-2C) _Keep the EUT in continuously transmitting mode with all modulation types. All data rates for each modulation type have been tested and found the data rate @ 6Mbps is the worst case of IEEE 802.11a; data rate @ MCS0 is the worst case of IEEE 802.11n/ac/ax 20/40, Only the data of worst case is recorded in the report.
Pre-scan	06	TX mode (U-NII-3) _Keep the EUT in continuously transmitting mode with all modulation types. All data rates for each modulation type have been tested and found the data rate @ 6Mbps is the worst case of IEEE 802.11a; data rate @ MCS0

Unless otherwise agreed in writing, this document is issued by the Company subject to its General Conditions of Service printed overleaf, available on request or accessible at https://www.sgs.com/en/Terms-and-Conditions. Attention is drawn to the limitation of liability, indemnification and jurisdiction issues defined therein. Any holder of this document is advised that information contained hereon reflects the Company's findings at the time of its intervention only and within the limits of Client's instructions, if any. The Company's sole responsibility is to its Client and this document does not exonerate parties to a transaction from exercising all their rights and obligations under the transaction documents. This document cannot be reproduced except in full, without prior written approval of the Company. Any unauthorized alteration, forgery or falsification of the content or appearance of this document is unlawful and offenders may be prosecuted to the fullest extent of the law. Unless otherwise stated the results shown in this test report refer only to the sample(s) tested and such sample(s) are retained for 30 days only.
Attention: To check the authenticity of testing /inspection report & certificate, please contact us at telephone: (86-755) 8307 1443, or email: CN.Doccheck@sgs.com
SGS-CSTC Standards Technical Services Co., Ltd. Shenzhen Branch Electromagnetic Compatibility Laboratory
No.1 Workshop, M-10, Middle Section, Science & Technology Park, Nanshan District, Shenzhen, Guangdong, China 518057 t (86-755) 26012053 f (86-755) 26710594 www.sgsgroup.com.cn
中国·广东·深圳市南山区科技园中区M-10栋1号厂房 邮编: 518057 t (86-755) 26012053 f (86-755) 26710594 sgs.china@sgs.com
Member of the SGS Group (SGS SA)

		is the worst case of IEEE 802.11n/ac/ax 20/40, Only the data of worst case is recorded in the report.

7.1.3 Test Setup Diagram

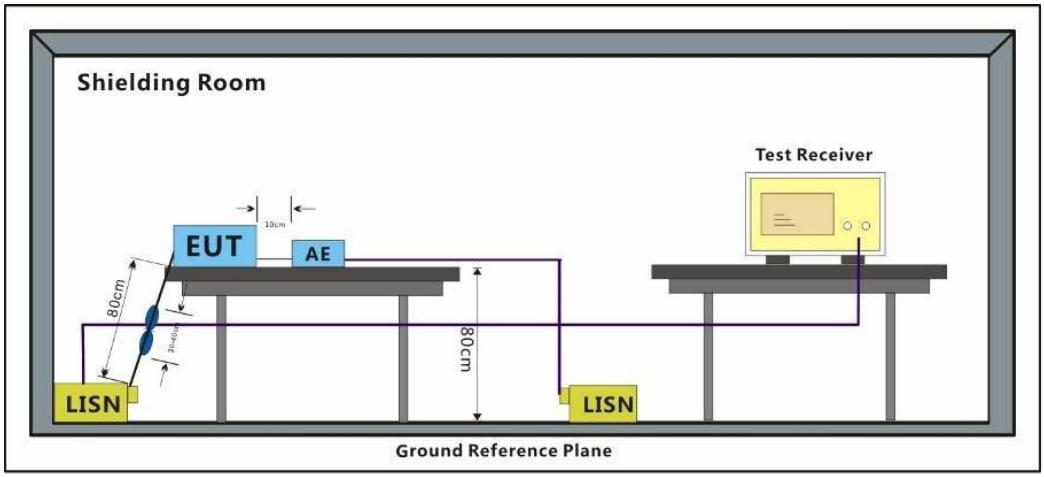

7.1.4 Measurement Procedure and Data

1) The mains terminal disturbance voltage test was conducted in a shielded room.

2) The EUT was connected to AC power source through a LISN 1 (Line Impedance Stabilization Network) which provides a 50ohm/50μH + 5ohm linear impedance. The power cables of all other units of the EUT were connected to a second LISN 2, which was bonded to the ground reference plane in the same way as the LISN 1 for the unit being measured. A multiple socket outlet strip was used to connect multiple power cables to a single LISN provided the rating of the LISN was not exceeded.

3) The tabletop EUT was placed upon a non-metallic table 0.8m above the ground reference plane. And for floor-standing arrangement, the EUT was placed on the horizontal ground reference plane,

4) The test was performed with a vertical ground reference plane. The rear of the EUT shall be 0.4 m from the vertical ground reference plane. The vertical ground reference plane was bonded to the horizontal ground reference plane. The LISN 1 was placed 0.8 m from the boundary of the unit under test and bonded to a ground reference plane for LISNs mounted on top of the ground reference plane. This distance was between the closest points of the LISN 1 and the EUT. All other units of the EUT and associated equipment was at least 0.8 m from the LISN 2.

5) In order to find the maximum emission, the relative positions of equipment and all of the interface cables must be changed according to ANSI C63.10 on conducted measurement.

Remark 1: Level=Read Level+ Cable Loss+ LISN Factor

Remark 2: Pre-test AC 120V/50-60Hz&AC 240V/50-60Hz then choose the AC 120/60Hz as worst case.

Unless otherwise agreed in writing, this document is issued by the Company subject to its General Conditions of Service printed overleaf, available on request or accessible at https://www.sgs.com/en/Terms-and-Conditions. Attention is drawn to the limitation of liability, indemnification and jurisdiction issues defined therein. Any holder of this document is advised that information contained hereon reflects the Company's findings at the time of its intervention only and within the limits of Client's instructions, if any. The Company's sole responsibility is to its Client and this document does not exonerate parties to a transaction from exercising all their rights and obligations under the transaction documents. This document cannot be reproduced except in full, without prior written approval of the Company. Any unauthorized alteration, forgery or falsification of the content or appearance of this document is unlawful and offenders may be prosecuted to the fullest extent of the law. Unless otherwise stated the results shown in this test report refer only to the sample(s) tested and such sample(s) are retained for 30 days only.
Attention: To check the authenticity of testing /inspection report & certificate, please contact us at telephone: (86-755) 8307 1443, or email: CN.Doccheck@sgs.com
SGS-CSTC Standards Technical Services Co., Ltd. Shenzhen Branch Electromagnetic Compatibility Laboratory
No.1 Workshop, M-10, Middle Section, Science & Technology Park, Nanshan District, Shenzhen, Guangdong, China 518057 t (86-755) 26012053 f (86-755) 26710594 www.sgsgroup.com.cn
中国·广东·深圳市南山区科技园中区M-10栋1号厂房 邮编: 518057 t (86-755) 26012053 f (86-755) 26710594 sgs.china@sgs.com
Member of the SGS Group (SGS SA)

Test Mode: 03; Line: Live line

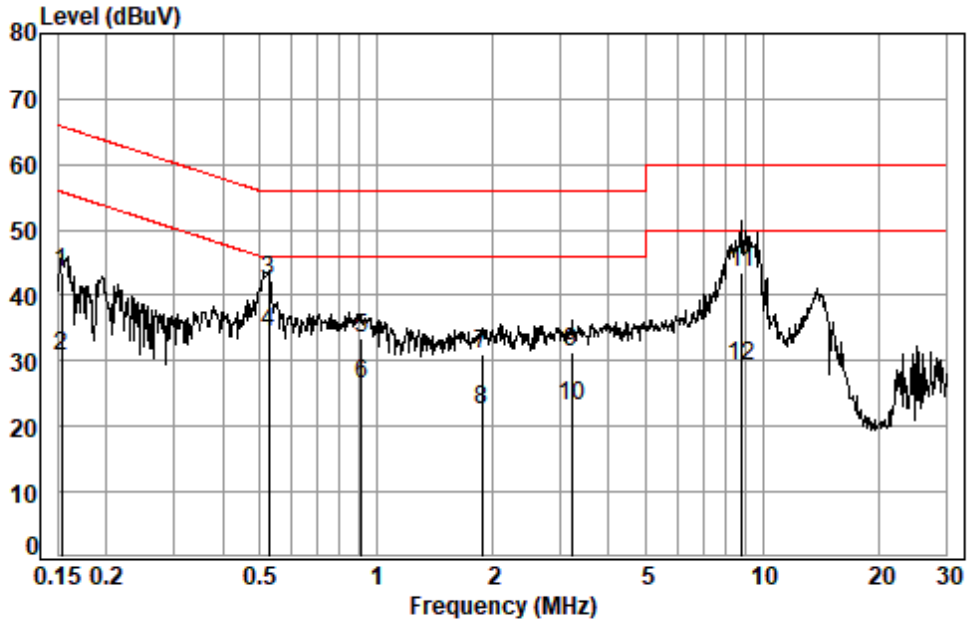

Site : Shielding Room
Condition: Line
Job No. : 00889AT/00890AT
Test mode: 03

		Freq	Cable Loss	LISN Factor	Read Level	Level	Limit Line	Over Limit	Remark
		MHz	dB	dB	dBuV	dBuV	dBuV	dB	
1		0.1532	0.06	9.63	33.73	43.42	65.82	-22.40	QP
2		0.1532	0.06	9.63	21.16	30.85	55.82	-24.97	Average
3	*	0.5265	0.09	9.64	32.67	42.40	56.00	-13.60	QP
4	*	0.5265	0.09	9.64	24.64	34.37	46.00	-11.63	Average
5		0.9136	0.11	9.66	23.70	33.47	56.00	-22.53	QP
6		0.9136	0.11	9.66	16.82	26.59	46.00	-19.41	Average
7		1.8779	0.12	9.72	21.23	31.07	56.00	-24.93	QP
8		1.8779	0.12	9.72	12.55	22.39	46.00	-23.61	Average
9		3.2069	0.13	9.82	21.40	31.35	56.00	-24.65	QP
10		3.2069	0.13	9.82	13.08	23.03	46.00	-22.97	Average
11		8.8223	0.15	10.49	32.88	43.52	60.00	-16.48	QP
12		8.8223	0.15	10.49	18.57	29.21	50.00	-20.79	Average

SGS-CSTC Standards Technical Services Co., Ltd.
Shenzhen Branch Electromagnetic Compatibility Laboratory

Unless otherwise agreed in writing, this document is issued by the Company subject to its General Conditions of Service printed overleaf, available on request or accessible at https://www.sgs.com/en/Terms-and-Conditions. Attention is drawn to the limitation of liability, indemnification and jurisdiction issues defined therein. Any holder of this document is advised that information contained hereon reflects the Company's findings at the time of its intervention only and within the limits of Client's instructions, if any. The Company's sole responsibility is to its Client and this document does not exonerate parties to a transaction from exercising all their rights and obligations under the transaction documents. This document cannot be reproduced except in full, without prior written approval of the Company. Any unauthorized alteration, forgery or falsification of the content or appearance of this document is unlawful and offenders may be prosecuted to the fullest extent of the law. Unless otherwise stated the results shown in this test report refer only to the sample(s) tested and such sample(s) are retained for 30 days only.
Attention: To check the authenticity of testing /inspection report & certificate, please contact us at telephone: (86-755) 8307 1443, or email: CN.Doccheck@sgs.com
No.1 Workshop, M-10, Middle Section, Science & Technology Park, Nanshan District, Shenzhen, Guangdong, China 518057 t (86-755) 26012053 f (86-755) 26710594 www.sgsgroup.com.cn
中国・广东・深圳市南山区科技园中区M-10栋1号厂房 邮编: 518057 t (86-755) 26012053 f (86-755) 26710594 sgs.china@sgs.com
Member of the SGS Group (SGS SA)

Test Mode: 03; Line: Neutral Line

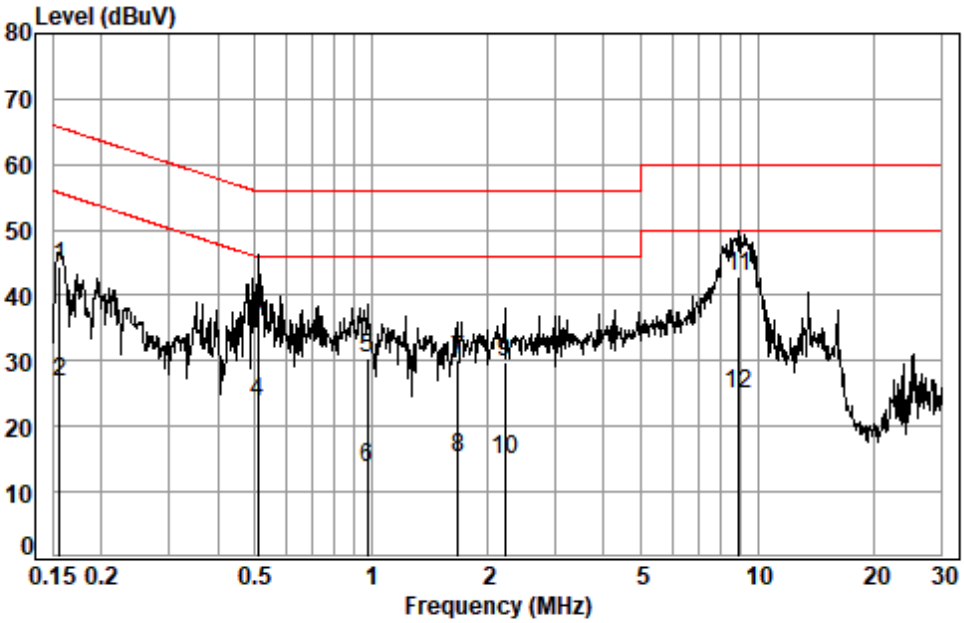

Site : Shielding Room
Condition: Neutral
Job No. : 00889AT/00890AT
Test mode: 03

	Freq	Cable Loss	LISN Factor	Read Level	Level	Limit Line	Over Limit	Remark
	MHz	dB	dB	dBuV	dBuV	dBuV	dB	
1	0.1565	0.06	9.64	34.56	44.26	65.65	-21.39	QP
2	0.1565	0.06	9.64	16.97	26.67	55.65	-28.98	Average
3	0.5101	0.09	9.63	26.99	36.71	56.00	-19.29	QP
4 *	0.5101	0.09	9.63	13.95	23.67	46.00	-22.33	Average
5	0.9787	0.11	9.66	20.80	30.57	56.00	-25.43	QP
6	0.9787	0.11	9.66	4.05	13.82	46.00	-32.18	Average
7	1.6802	0.12	9.70	20.42	30.24	56.00	-25.76	QP
8	1.6802	0.12	9.70	5.49	15.31	46.00	-30.69	Average
9	2.2132	0.12	9.74	20.00	29.86	56.00	-26.14	QP
10	2.2132	0.12	9.74	4.97	14.83	46.00	-31.17	Average
11 *	8.9637	0.15	10.58	32.24	42.97	60.00	-17.03	QP
12	8.9637	0.15	10.58	14.21	24.94	50.00	-25.06	Average

SGS-CSTC Standards Technical Services Co., Ltd.
Shenzhen Branch Electromagnetic Compatibility Laboratory

Unless otherwise agreed in writing, this document is issued by the Company subject to its General Conditions of Service printed overleaf, available on request or accessible at https://www.sgs.com/en/Terms-and-Conditions. Attention is drawn to the limitation of liability, indemnification and jurisdiction issues defined therein. Any holder of this document is advised that information contained hereon reflects the Company's findings at the time of its intervention only and within the limits of Client's instructions, if any. The Company's sole responsibility is to its Client and this document does not exonerate parties to a transaction from exercising all their rights and obligations under the transaction documents. This document cannot be reproduced except in full, without prior written approval of the Company. Any unauthorized alteration, forgery or falsification of the content or appearance of this document is unlawful and offenders may be prosecuted to the fullest extent of the law. Unless otherwise stated the results shown in this test report refer only to the sample(s) tested and such sample(s) are retained for 30 days only.
Attention: To check the authenticity of testing /inspection report & certificate, please contact us at telephone: (86-755) 8307 1443, or email: CN.Doccheck@sgs.com
No.1 Workshop, M-10, Middle Section, Science & Technology Park, Nanshan District, Shenzhen, Guangdong, China 518057 t (86-755) 26012053 f (86-755) 26710594 www.sgsgroup.com.cn
中国·广东·深圳市南山区科技园中区M-10栋1号厂房 邮编: 518057 t (86-755) 26012053 f (86-755) 26710594 sgs.china@sgs.com
Member of the SGS Group (SGS SA)

7.2 Radiated Emissions (Below 1GHz)

Test Requirement 47 CFR Part 15, Subpart C 15.209 & Subpart E 15.407(b)
Test Method: ANSI C63.10 (2020) Section 6.4,6.5
Measurement Distance: 3m
Test Engineer: Kaito Zeng

Limit:

Frequency(MHz)	Field strength(microvolts/meter)	Measurement distance(meters)
0.009-0.490	2400/F(kHz)	300
0.490-1.705	24000/F(kHz)	30
1.705-30.0	30	30
30-88	100	3
88-216	150	3
216-960	200	3
960-1000	500	3

Note

1. The emission limits for the ranges 9-90 kHz and 110-490 kHz are based on measurements employing a linear average detector.

2. At frequencies below 1GHz, measurements may be performed at a distance different to specified in the regulations.

Level= Read Level+ Cable Loss+ Antenna Factor- Preamp Factor+ Aux Factor (if applicable)

The aux factor needs to be added when measurements are performed at a distance other than the limit distance provided.

EX. Below 30MHz, Aux Factor = 40 dB/decade of distance, the aux factor is 40log(3/300) = -80dB (for 3m test distance).

EX. Above 30MHz, Aux Factor = 20 dB/decade of distance, the aux factor is 20log(10/3) = 10.46dB (for 10m test distance).

7.2.1 E.U.T. Operation

Operating Environment:

Temperature: 23.5 °C Humidity: 46.8 % RH Atmospheric Pressure: 1010 mbar

Unless otherwise agreed in writing, this document is issued by the Company subject to its General Conditions of Service printed overleaf, available on request or accessible at https://www.sgs.com/en/Terms-and-Conditions. Attention is drawn to the limitation of liability, indemnification and jurisdiction issues defined therein. Any holder of this document is advised that information contained hereon reflects the Company's findings at the time of its intervention only and within the limits of Client's instructions, if any. The Company's sole responsibility is to its Client and this document does not exonerate parties to a transaction from exercising all their rights and obligations under the transaction documents. This document cannot be reproduced except in full, without prior written approval of the Company. Any unauthorized alteration, forgery or falsification of the content or appearance of this document is unlawful and offenders may be prosecuted to the fullest extent of the law. Unless otherwise stated the results shown in this test report refer only to the sample(s) tested and such sample(s) are retained for 30 days only.
Attention: To check the authenticity of testing /inspection report & certificate, please contact us at telephone: (86-755) 8307 1443, or email: CN.Doccheck@sgs.com
No.1 Workshop, M-10, Middle Section, Science & Technology Park, Nanshan District, Shenzhen, Guangdong, China 518057 t (86-755) 26012053 f (86-755) 26710594 www.sgsgroup.com.cn
中国・广东・深圳市南山区科技园中区M-10栋1号厂房 邮编: 518057 t (86-755) 26012053 f (86-755) 26710594 sgs.china@sgs.com
Member of the SGS Group (SGS SA)

7.2.2 Test Mode Description

Pre-scan / Final test	Mode Code	Description
Final test	03	TX mode (U-NII-1)_Keep the EUT in continuously transmitting mode with all modulation types. All data rates for each modulation type have been tested and found the data rate @ 6Mbps is the worst case of IEEE 802.11a; data rate @ MCS0 is the worst case of IEEE 802.11n/ac/ax 20/40, Only the data of worst case is recorded in the report.
Pre-scan	04	TX mode (U-NII-2A) _Keep the EUT in continuously transmitting mode with all modulation types. All data rates for each modulation type have been tested and found the data rate @ 6Mbps is the worst case of IEEE 802.11a; data rate @ MCS0 is the worst case of IEEE 802.11n/ac/ax 20/40, Only the data of worst case is recorded in the report.
Pre-scan	05	TX mode (U-NII-2C) _Keep the EUT in continuously transmitting mode with all modulation types. All data rates for each modulation type have been tested and found the data rate @ 6Mbps is the worst case of IEEE 802.11a; data rate @ MCS0 is the worst case of IEEE 802.11n/ac/ax 20/40, Only the data of worst case is recorded in the report.
Pre-scan	06	TX mode (U-NII-3) _Keep the EUT in continuously transmitting mode with all modulation types. All data rates for each modulation type have been tested and found the data rate @ 6Mbps is the worst case of IEEE 802.11a; data rate @ MCS0 is the worst case of IEEE 802.11n/ac/ax 20/40, Only the data of worst case is recorded in the report.

7.2.3 Test Setup Diagram

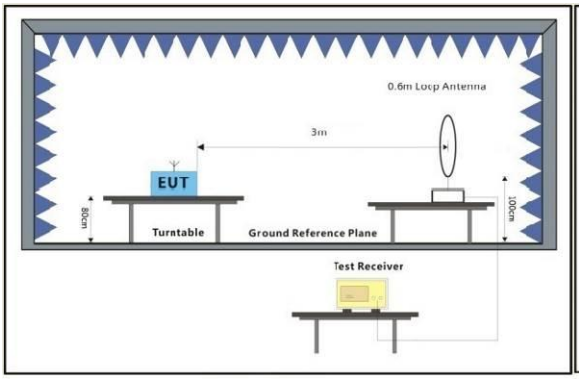

Below 30MHz

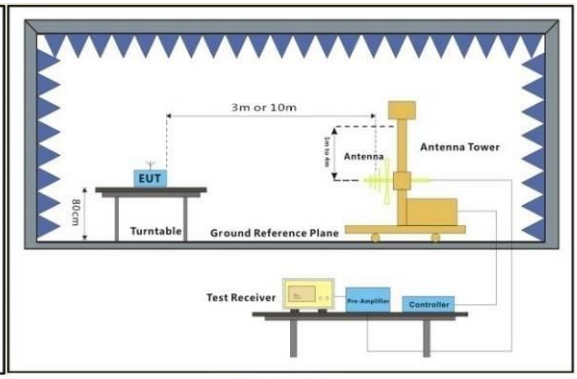

30MHz-1GHz

Unless otherwise agreed in writing, this document is issued by the Company subject to its General Conditions of Service printed overleaf, available on request or accessible at https://www.sgs.com/en/Terms-and-Conditions. Attention is drawn to the limitation of liability, indemnification and jurisdiction issues defined therein. Any holder of this document is advised that information contained hereon reflects the Company's findings at the time of its intervention only and within the limits of Client's instructions, if any. The Company's sole responsibility is to its Client and this document does not exonerate parties to a transaction from exercising all their rights and obligations under the transaction documents. This document cannot be reproduced except in full, without prior written approval of the Company. Any unauthorized alteration, forgery or falsification of the content or appearance of this document is unlawful and offenders may be prosecuted to the fullest extent of the law. Unless otherwise stated the results shown in this test report refer only to the sample(s) tested and such sample(s) are retained for 30 days only.
Attention: To check the authenticity of testing /inspection report & certificate, please contact us at telephone: (86-755) 8307 1443, or email: CN.Doccheck@sgs.com
SGS-CSTC Standards Technical Services Co., Ltd. Shenzhen Branch Electromagnetic Compatibility Laboratory
No.1 Workshop, M-10, Middle Section, Science & Technology Park, Nanshan District, Shenzhen, Guangdong, China 518057 t (86-755) 26012053 f (86-755) 26710594 www.sgsgroup.com.cn
中国·广东·深圳市南山区科技园中区M-10栋1号厂房 邮编: 518057 t (86-755) 26012053 f (86-755) 26710594 sgs.china@sgs.com
Member of the SGS Group (SGS SA)

7.2.4 Measurement Procedure and Data

a. For below 1GHz, the EUT was placed on the top of a rotating table 0.8m above the ground at a semi-anechoic chamber. The table was rotated 360 degrees to determine the position of the highest radiation.

b. The EUT was set 3m away from the interference-receiving antenna, which was mounted on the variable-height antenna tower.

c. The antenna height is varied from 1m to 4m above the ground to determine the maximum value of the field strength. Both horizontal and vertical polarizations of the antenna are set to make the measurement.

d. For each suspected emission, the EUT was arranged to its worst case and then the antenna was tuned to heights from 1m to 4m (for the test frequency of below 30MHz, the antenna was tuned to heights 1m) and the rotatable table was turned from 0 degrees to 360 degrees to find the maximum reading.

e. The test-receiver system was set to Peak Detect Function and Specified Bandwidth with Maximum Hold Mode.

f. If the emission level of the EUT in peak mode was 10dB lower than the limit specified, then testing could be stopped and the peak values of the EUT would be reported. Otherwise the emissions that did not have 10dB margin would be re-tested one by one using quasi-peak method as specified and then reported in a data sheet.

g. Test the EUT in the lowest channel, the middle channel, the Highest channel.

h. The radiation measurements are performed in X, Y, Z axis positioning for Transmitting mode, and found the X axis positioning which it is the worst case.

i. Repeat above procedures until all frequencies measured was complete.

Remark:

1. At frequencies below 1GHz, measurements may be performed at a distance different to specified in the regulations.

Level= Read Level+ Cable Loss+ Antenna Factor- Preamp Factor+ Aux Factor (if applicable)

The aux factor needs to be added when measurements are performed at a distance other than the limit distance provided.

EX. Below 30MHz, Aux Factor = 40 dB/decade of distance, the aux factor is 40log(3/300) = -80dB (for 3m test distance).

EX. Above 30MHz, Aux Factor = 20 dB/decade of distance, the aux factor is 20log(10/3) = 10.46dB (for 10m test distance).

2. Scan from 9kHz to 30MHz, the disturbance below 30MHz was very low. The amplitude of spurious emissions from the radiator which are attenuated more than 20dB below the limit need not be reported.

3. The disturbance below 1GHz was very low and the harmonics were the highest point could be found when testing, so only the worst-case test curve is displayed.

Unless otherwise agreed in writing, this document is issued by the Company subject to its General Conditions of Service printed overleaf, available on request or accessible at https://www.sgs.com/en/Terms-and-Conditions. Attention is drawn to the limitation of liability, indemnification and jurisdiction issues defined therein. Any holder of this document is advised that information contained hereon reflects the Company's findings at the time of its intervention only and within the limits of Client's instructions, if any. The Company's sole responsibility is to its Client and this document does not exonerate parties to a transaction from exercising all their rights and obligations under the transaction documents. This document cannot be reproduced except in full, without prior written approval of the Company. Any unauthorized alteration, forgery or falsification of the content or appearance of this document is unlawful and offenders may be prosecuted to the fullest extent of the law. Unless otherwise stated the results shown in this test report refer only to the sample(s) tested and such sample(s) are retained for 30 days only.
Attention: To check the authenticity of testing /inspection report & certificate, please contact us at telephone: (86-755) 8307 1443, or email: CN.Doccheck@sgs.com
SGS-CSTC Standards Technical Services Co., Ltd. Shenzhen Branch Electromagnetic Compatibility Laboratory
No.1 Workshop, M-10, Middle Section, Science & Technology Park, Nanshan District, Shenzhen, Guangdong, China 518057 t (86-755) 26012053 f (86-755) 26710594 www.sgsgroup.com.cn
中国·广东·深圳市南山区科技园中区M-10栋1号厂房 邮编: 518057 t (86-755) 26012053 f (86-755) 26710594 sgs.china@sgs.com
Member of the SGS Group (SGS SA)

Test Mode: 03

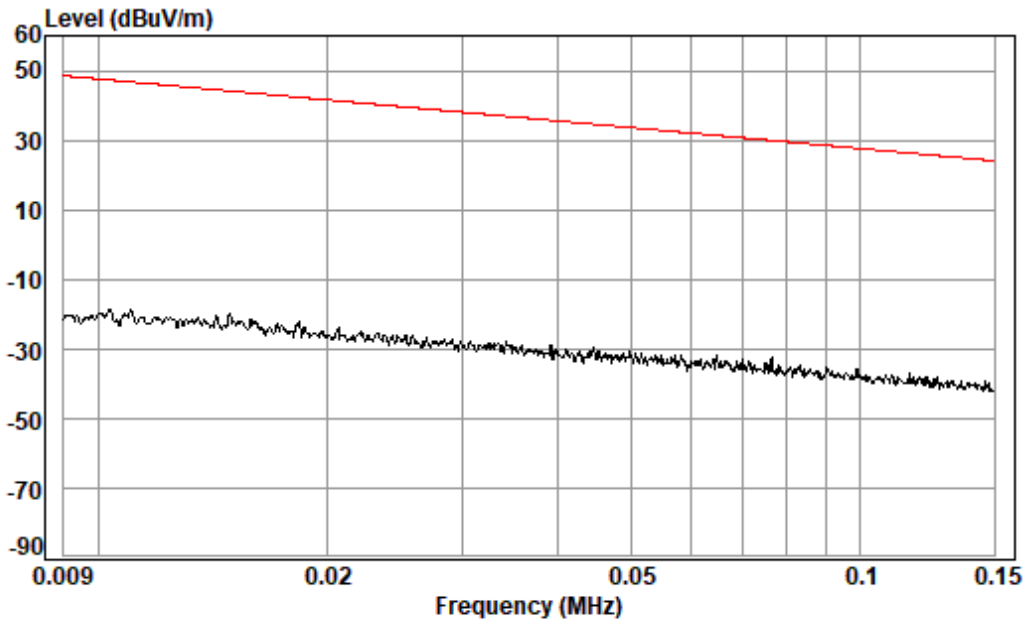

Condition: 3m
Job No. : 00889AT
Test Mode: 03
: coaxial

Unless otherwise agreed in writing, this document is issued by the Company subject to its General Conditions of Service printed overleaf, available on request or accessible at https://www.sgs.com/en/Terms-and-Conditions. Attention is drawn to the limitation of liability, indemnification and jurisdiction issues defined therein. Any holder of this document is advised that information contained hereon reflects the Company's findings at the time of its intervention only and within the limits of Client's instructions, if any. The Company's sole responsibility is to its Client and this document does not exonerate parties to a transaction from exercising all their rights and obligations under the transaction documents. This document cannot be reproduced except in full, without prior written approval of the Company. Any unauthorized alteration, forgery or falsification of the content or appearance of this document is unlawful and offenders may be prosecuted to the fullest extent of the law. Unless otherwise stated the results shown in this test report refer only to the sample(s) tested and such sample(s) are retained for 30 days only.
Attention: To check the authenticity of testing /inspection report & certificate, please contact us at telephone: (86-755) 8307 1443, or email: CN.Doccheck@sgs.com
SGS-CSTC Standards Technical Services Co., Ltd. Shenzhen Branch Electromagnetic Compatibility Laboratory
No.1 Workshop, M-10, Middle Section, Science & Technology Park, Nanshan District, Shenzhen, Guangdong, China 518057 t (86-755) 26012053 f (86-755) 26710594 www.sgsgroup.com.cn
中国·广东·深圳市南山区科技园中区M-10栋1号厂房 邮编: 518057 t (86-755) 26012053 f (86-755) 26710594 sgs.china@sgs.com
Member of the SGS Group (SGS SA)

Test Mode: 03

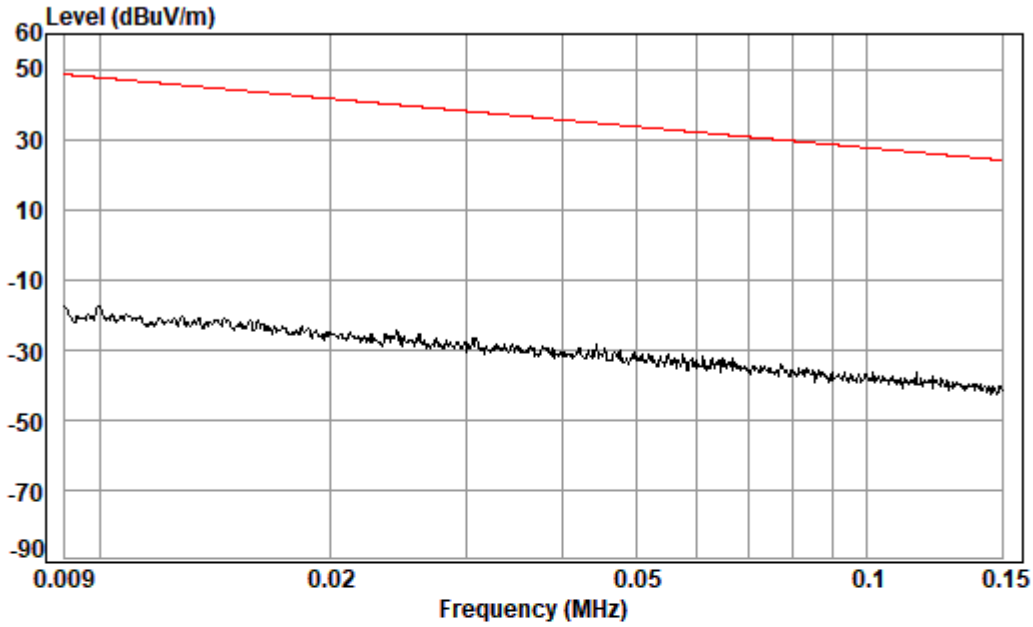

Condition: 3m
Job No. : 00889AT
Test Mode: 03
: coplanar

Unless otherwise agreed in writing, this document is issued by the Company subject to its General Conditions of Service printed overleaf, available on request or accessible at https://www.sgs.com/en/Terms-and-Conditions. Attention is drawn to the limitation of liability, indemnification and jurisdiction issues defined therein. Any holder of this document is advised that information contained hereon reflects the Company's findings at the time of its intervention only and within the limits of Client's instructions, if any. The Company's sole responsibility is to its Client and this document does not exonerate parties to a transaction from exercising all their rights and obligations under the transaction documents. This document cannot be reproduced except in full, without prior written approval of the Company. Any unauthorized alteration, forgery or falsification of the content or appearance of this document is unlawful and offenders may be prosecuted to the fullest extent of the law. Unless otherwise stated the results shown in this test report refer only to the sample(s) tested and such sample(s) are retained for 30 days only.
Attention: To check the authenticity of testing /inspection report & certificate, please contact us at telephone: (86-755) 8307 1443, or email: CN.Doccheck@sgs.com
SGS-CSTC Standards Technical Services Co., Ltd. Shenzhen Branch Electromagnetic Compatibility Laboratory
No.1 Workshop, M-10, Middle Section, Science & Technology Park, Nanshan District, Shenzhen, Guangdong, China 518057 t (86-755) 26012053 f (86-755) 26710594 www.sgsgroup.com.cn
中国・广东・深圳市南山区科技园中区M-10栋1号厂房 邮编: 518057 t (86-755) 26012053 f (86-755) 26710594 sgs.china@sgs.com
Member of the SGS Group (SGS SA)

Test Mode: 03

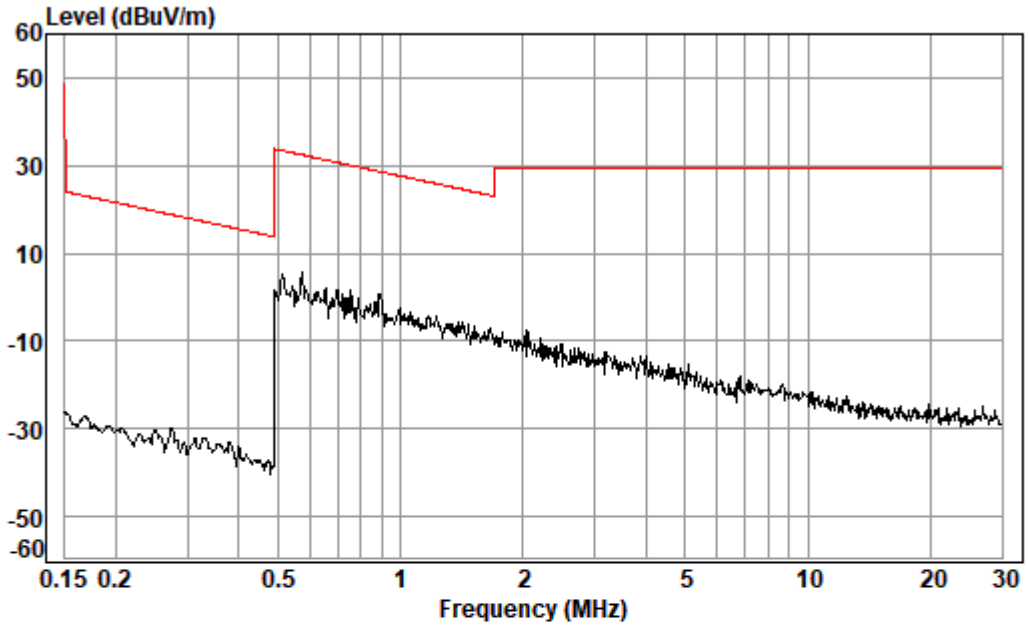

Condition: 3m
Job No. : 00889AT
Test Mode: 03
: coaxial

Unless otherwise agreed in writing, this document is issued by the Company subject to its General Conditions of Service printed overleaf, available on request or accessible at https://www.sgs.com/en/Terms-and-Conditions. Attention is drawn to the limitation of liability, indemnification and jurisdiction issues defined therein. Any holder of this document is advised that information contained hereon reflects the Company's findings at the time of its intervention only and within the limits of Client's instructions, if any. The Company's sole responsibility is to its Client and this document does not exonerate parties to a transaction from exercising all their rights and obligations under the transaction documents. This document cannot be reproduced except in full, without prior written approval of the Company. Any unauthorized alteration, forgery or falsification of the content or appearance of this document is unlawful and offenders may be prosecuted to the fullest extent of the law. Unless otherwise stated the results shown in this test report refer only to the sample(s) tested and such sample(s) are retained for 30 days only.
Attention: To check the authenticity of testing /inspection report & certificate, please contact us at telephone: (86-755) 8307 1443, or email: CN.Doccheck@sgs.com
SGS-CSTC Standards Technical Services Co., Ltd. Shenzhen Branch Electromagnetic Compatibility Laboratory
No.1 Workshop, M-10, Middle Section, Science & Technology Park, Nanshan District, Shenzhen, Guangdong, China 518057 t (86-755) 26012053 f (86-755) 26710594 www.sgsgroup.com.cn
中国·广东·深圳市南山区科技园中区M-10栋1号厂房 邮编: 518057 t (86-755) 26012053 f (86-755) 26710594 sgs.china@sgs.com
Member of the SGS Group (SGS SA)

Test Mode: 03

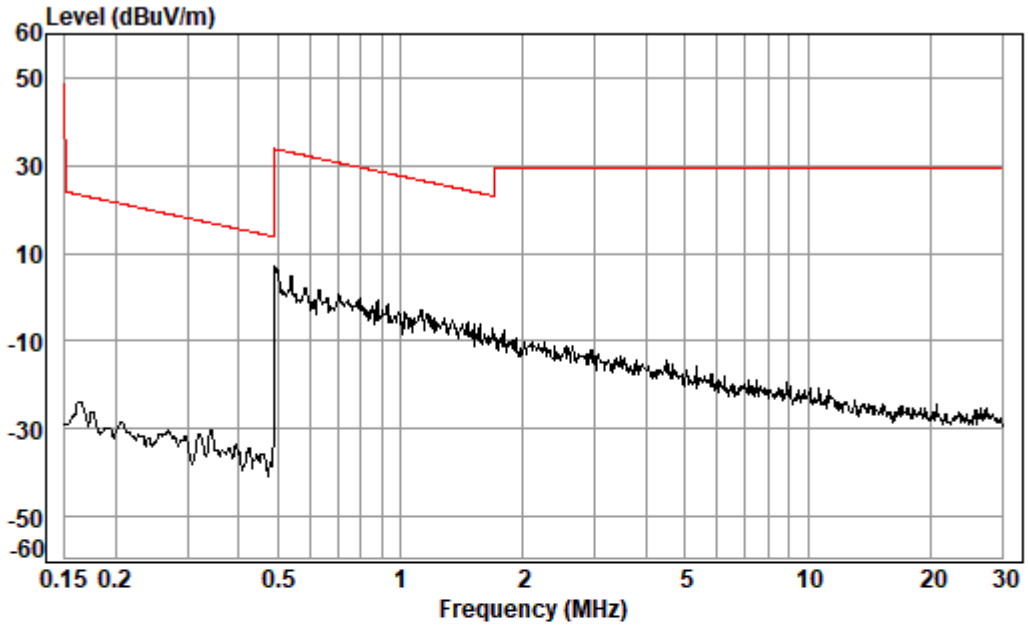


```
Condition: 3m
Job No.  : 00889AT
Test Mode: 03
         : coplanar
```

Unless otherwise agreed in writing, this document is issued by the Company subject to its General Conditions of Service printed overleaf, available on request or accessible at https://www.sgs.com/en/Terms-and-Conditions. Attention is drawn to the limitation of liability, indemnification and jurisdiction issues defined therein. Any holder of this document is advised that information contained hereon reflects the Company's findings at the time of its intervention only and within the limits of Client's instructions, if any. The Company's sole responsibility is to its Client and this document does not exonerate parties to a transaction from exercising all their rights and obligations under the transaction documents. This document cannot be reproduced except in full, without prior written approval of the Company. Any unauthorized alteration, forgery or falsification of the content or appearance of this document is unlawful and offenders may be prosecuted to the fullest extent of the law. Unless otherwise stated the results shown in this test report refer only to the sample(s) tested and such sample(s) are retained for 30 days only.
Attention: To check the authenticity of testing /inspection report & certificate, please contact us at telephone: (86-755) 8307 1443, or email: CN.Doccheck@sgs.com
SGS-CSTC Standards Technical Services Co., Ltd. Shenzhen Branch
No.1 Workshop, M-10, Middle Section, Science & Technology Park, Nanshan District, Shenzhen, Guangdong, China 518057 t (86-755) 26012053 f (86-755) 26710594 www.sgsgroup.com.cn
中国・广东・深圳市南山区科技园中区M-10栋1号厂房 邮编: 518057 t (86-755) 26012053 f (86-755) 26710594 sgs.china@sgs.com
Member of the SGS Group (SGS SA)

Test Mode: 03; Polarity: Horizontal

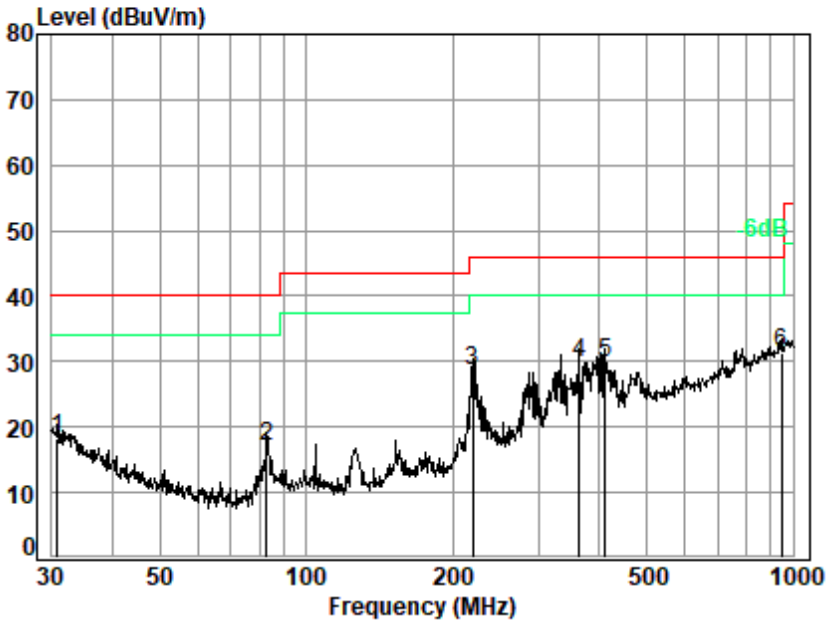

Site : chamber
Condition: 3m HORIZONTAL
Job No. : 00889AT/00890AT
Test Mode: 03

	Freq	Ant Factor	Cable Loss	Preamp Factor	Read Level	Level	Limit Line	Over Limit	Remark
	MHz	dB/m	dB	dB	dBuV	dBuV/m	dBuV/m	dB	
1	30.853	21.01	0.75	27.65	24.26	18.37	40.00	-21.63	QP
2	82.938	10.93	1.12	27.61	32.74	17.18	40.00	-22.82	QP
3	219.845	15.33	1.80	27.73	39.07	28.47	46.00	-17.53	QP
4	364.260	20.03	2.37	27.67	35.23	29.96	46.00	-16.04	QP
5	410.383	20.65	2.53	27.77	34.40	29.81	46.00	-16.19	QP
6 q	945.440	29.06	4.07	26.70	24.99	31.42	46.00	-14.58	QP

Unless otherwise agreed in writing, this document is issued by the Company subject to its General Conditions of Service printed overleaf, available on request or accessible at https://www.sgs.com/en/Terms-and-Conditions. Attention is drawn to the limitation of liability, indemnification and jurisdiction issues defined therein. Any holder of this document is advised that information contained hereon reflects the Company's findings at the time of its intervention only and within the limits of Client's instructions, if any. The Company's sole responsibility is to its Client and this document does not exonerate parties to a transaction from exercising all their rights and obligations under the transaction documents. This document cannot be reproduced except in full, without prior written approval of the Company. Any unauthorized alteration, forgery or falsification of the content or appearance of this document is unlawful and offenders may be prosecuted to the fullest extent of the law. Unless otherwise stated the results shown in this test report refer only to the sample(s) tested and such sample(s) are retained for 30 days only.
Attention: To check the authenticity of testing /inspection report & certificate, please contact us at telephone: (86-755) 8307 1443, or email: CN.Doccheck@sgs.com
SGS-CSTC Standards Technical Services Co., Ltd. Shenzhen Branch Electromagnetic Compatibility Laboratory
No.1 Workshop, M-10, Middle Section, Science & Technology Park, Nanshan District, Shenzhen, Guangdong, China 518057 t (86-755) 26012053 f (86-755) 26710594 www.sgsgroup.com.cn
中国·广东·深圳市南山区科技园中区M-10栋1号厂房 邮编: 518057 t (86-755) 26012053 f (86-755) 26710594 sgs.china@sgs.com
Member of the SGS Group (SGS SA)

Test Mode: 03; Polarity: Vertical

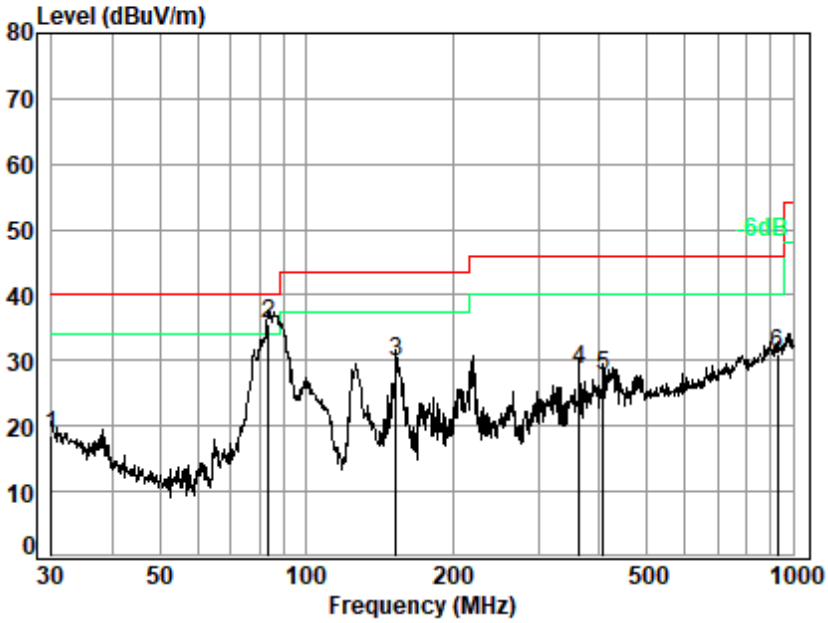

Site : chamber
Condition: 3m VERTICAL
Job No. : 00889AT/00890AT
Test Mode: 03

	Freq	Ant Factor	Cable Loss	Preamp Factor	Read Level	Level	Limit Line	Over Limit	Remark
	MHz	dB/m	dB	dB	dBuV	dBuV/m	dBuV/m	dB	
1	30.000	21.45	0.74	27.65	24.01	18.55	40.00	-21.45	QP
2 q	83.522	11.02	1.13	27.61	51.15	35.69	40.00	-4.31	QP
3	153.200	13.80	1.52	27.72	42.18	29.78	43.50	-13.72	QP
4	364.260	20.03	2.37	27.67	33.81	28.54	46.00	-17.46	QP
5	407.515	20.63	2.52	27.77	32.21	27.59	46.00	-18.41	QP
6	929.008	28.83	4.04	26.80	24.92	30.99	46.00	-15.01	QP

Unless otherwise agreed in writing, this document is issued by the Company subject to its General Conditions of Service printed overleaf, available on request or accessible at https://www.sgs.com/en/Terms-and-Conditions. Attention is drawn to the limitation of liability, indemnification and jurisdiction issues defined therein. Any holder of this document is advised that information contained hereon reflects the Company's findings at the time of its intervention only and within the limits of Client's instructions, if any. The Company's sole responsibility is to its Client and this document does not exonerate parties to a transaction from exercising all their rights and obligations under the transaction documents. This document cannot be reproduced except in full, without prior written approval of the Company. Any unauthorized alteration, forgery or falsification of the content or appearance of this document is unlawful and offenders may be prosecuted to the fullest extent of the law. Unless otherwise stated the results shown in this test report refer only to the sample(s) tested and such sample(s) are retained for 30 days only.
Attention: To check the authenticity of testing /inspection report & certificate, please contact us at telephone: (86-755) 8307 1443, or email: CN.Doccheck@sgs.com
SGS-CSTC Standards Technical Services Co., Ltd. Shenzhen Branch Electromagnetic Compatibility Laboratory
No.1 Workshop, M-10, Middle Section, Science & Technology Park, Nanshan District, Shenzhen, Guangdong, China 518057 t (86-755) 26012053 f (86-755) 26710594 www.sgsgroup.com.cn
中国·广东·深圳市南山区科技园中区M-10栋1号厂房 邮编: 518057 t (86-755) 26012053 f (86-755) 26710594 sgs.china@sgs.com
Member of the SGS Group (SGS SA)

7.3 Radiated Emissions (Above 1GHz)

Test Requirement 47 CFR Part 15, Subpart C 15.209 & Subpart E 15.407(b)
Test Method: ANSI C63.10 (2020) Section 6.6 & 12.7
Measurement Distance: 3m
Test Engineer: Mihawk Li

Limit:

Frequency(MHz)	Field strength(microvolts/meter)	Measurement distance(meters)
0.009-0.490	2400/F(kHz)	300
0.490-1.705	24000/F(kHz)	30
1.705-30.0	30	30
30-88	100	3
88-216	150	3
216-960	200	3
Above 960	500	3

*(1) For transmitters operating in the 5.15-5.25 GHz band: All emissions outside of the 5.15-5.35 GHz band shall not exceed an e.i.r.p. of −27 dBm/MHz.

(2) For transmitters operating in the 5.25-5.35 GHz band: All emissions outside of the 5.15-5.35 GHz band shall not exceed an e.i.r.p. of −27 dBm/MHz.

(3) For transmitters operating in the 5.47-5.725 GHz band: All emissions outside of the 5.47-5.725 GHz band shall not exceed an e.i.r.p. of −27 dBm/MHz.

(4) For transmitters operating in the 5.725-5.85 GHz band:

(i) All emissions shall be limited to a level of −27 dBm/MHz at 75 MHz or more above or below the band edge increasing linearly to 10 dBm/MHz at 25 MHz above or below the band edge, and from 25 MHz above or below the band edge increasing linearly to a level of 15.6 dBm/MHz at 5 MHz above or below the band edge, and from 5 MHz above or below the band edge increasing linearly to a level of 27 dBm/MHz at the band edge.

Remark:

1. The emission limits shown in the above table are based on measurements employing a CISPR quasi-peak detector except for the frequency bands 9-90kHz, 110-490kHz and above 1000MHz. Radiated emission limits in these three bands are based on measurements employing an average detector, the peak field strength of any emission shall not exceed the maximum permitted average limits specified above by more than 20 dB under any condition of modulation.

2. Above 18GHz, measurements may be performed at a distance shorter than that specified in the regulations

Level= Read Level+ Cable Loss+ Antenna Factor- Preamp Factor+ Aux Factor (if applicable)

The aux factor needs to be added when measurements are performed at a distance other than the limit distance provided.

EX. Above 18GHz, Aux Factor = 20 dB/decade of distance, the aux factor is 20log(1/3) = -9.54dB (for 1m test distance).

Unless otherwise agreed in writing, this document is issued by the Company subject to its General Conditions of Service printed overleaf, available on request or accessible at https://www.sgs.com/en/Terms-and-Conditions. Attention is drawn to the limitation of liability, indemnification and jurisdiction issues defined therein. Any holder of this document is advised that information contained hereon reflects the Company's findings at the time of its intervention only and within the limits of Client's instructions, if any. The Company's sole responsibility is to its Client and this document does not exonerate parties to a transaction from exercising all their rights and obligations under the transaction documents. This document cannot be reproduced except in full, without prior written approval of the Company. Any unauthorized alteration, forgery or falsification of the content or appearance of this document is unlawful and offenders may be prosecuted to the fullest extent of the law. Unless otherwise stated the results shown in this test report refer only to the sample(s) tested and such sample(s) are retained for 30 days only.
Attention: To check the authenticity of testing /inspection report & certificate, please contact us at telephone: (86-755) 8307 1443, or email: CN.Doccheck@sgs.com
SGS-CSTC Standards Technical Services Co., Ltd. Shenzhen Branch Electromagnetic Compatibility Laboratory
No.1 Workshop, M-10, Middle Section, Science & Technology Park, Nanshan District, Shenzhen, Guangdong, China 518057 t (86-755) 26012053 f (86-755) 26710594 www.sgsgroup.com.cn
中国・广东・深圳市南山区科技园中区M-10栋1号厂房 邮编: 518057 t (86-755) 26012053 f (86-755) 26710594 sgs.china@sgs.com
Member of the SGS Group (SGS SA)

7.3.1 E.U.T. Operation

Operating Environment:

Temperature: 23.0 °C Humidity: 55.5 % RH Atmospheric Pressure: 1020 mbar

7.3.2 Test Mode Description

Pre-scan / Final test	Mode Code	Description
Final test	03	TX mode (U-NII-1)_Keep the EUT in continuously transmitting mode with all modulation types. All data rates for each modulation type have been tested and found the data rate @ 6Mbps is the worst case of IEEE 802.11a; data rate @ MCS0 is the worst case of IEEE 802.11n/ac/ax 20/40, Only the data of worst case is recorded in the report.
Final test	04	TX mode (U-NII-2A) _Keep the EUT in continuously transmitting mode with all modulation types. All data rates for each modulation type have been tested and found the data rate @ 6Mbps is the worst case of IEEE 802.11a; data rate @ MCS0 is the worst case of IEEE 802.11n/ac/ax 20/40, Only the data of worst case is recorded in the report.
Final test	05	TX mode (U-NII-2C) _Keep the EUT in continuously transmitting mode with all modulation types. All data rates for each modulation type have been tested and found the data rate @ 6Mbps is the worst case of IEEE 802.11a; data rate @ MCS0 is the worst case of IEEE 802.11n/ac/ax 20/40, Only the data of worst case is recorded in the report.
Final test	06	TX mode (U-NII-3) _Keep the EUT in continuously transmitting mode with all modulation types. All data rates for each modulation type have been tested and found the data rate @ 6Mbps is the worst case of IEEE 802.11a; data rate @ MCS0 is the worst case of IEEE 802.11n/ac/ax 20/40, Only the data of worst case is recorded in the report.

7.3.3 Test Setup Diagram

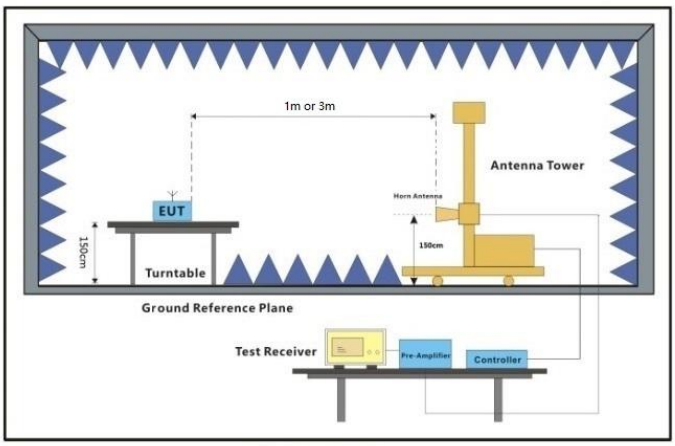

Above 1GHz

Unless otherwise agreed in writing, this document is issued by the Company subject to its General Conditions of Service printed overleaf, available on request or accessible at https://www.sgs.com/en/Terms-and-Conditions. Attention is drawn to the limitation of liability, indemnification and jurisdiction issues defined therein. Any holder of this document is advised that information contained hereon reflects the Company's findings at the time of its intervention only and within the limits of Client's instructions, if any. The Company's sole responsibility is to its Client and this document does not exonerate parties to a transaction from exercising all their rights and obligations under the transaction documents. This document cannot be reproduced except in full, without prior written approval of the Company. Any unauthorized alteration, forgery or falsification of the content or appearance of this document is unlawful and offenders may be prosecuted to the fullest extent of the law. Unless otherwise stated the results shown in this test report refer only to the sample(s) tested and such sample(s) are retained for 30 days only.
Attention: To check the authenticity of testing /inspection report & certificate, please contact us at telephone: (86-755) 8307 1443, or email: CN.Doccheck@sgs.com
No.1 Workshop, M-10, Middle Section, Science & Technology Park, Nanshan District, Shenzhen, Guangdong, China 518057 t (86-755) 26012053 f (86-755) 26710594 www.sgsgroup.com.cn
中国·广东·深圳市南山区科技园中区M-10栋1号厂房 邮编: 518057 t (86-755) 26012053 f (86-755) 26710594 sgs.china@sgs.com
Member of the SGS Group (SGS SA)

7.3.4 Measurement Procedure and Data

a. For above 1GHz, the EUT was placed on the top of a rotating table 1.5 meters above the ground at a 3 meter fully-anechoic chamber. The table was rotated 360 degrees to determine the position of the highest radiation.

b. The EUT was set 3 meters away from the interference-receiving antenna, which was mounted on the top of a variable-height antenna tower.

c. The antenna height is varied from one meter to four meters above the ground to determine the maximum value of the field strength. Both horizontal and vertical polarizations of the antenna are set to make the measurement.

d. For each suspected emission, the EUT was arranged to its worst case and then the antenna was tuned to heights from 1 meter to 4 meters (for the test frequency of below 30MHz, the antenna was tuned to heights 1 meter) and the rotatable table was turned from 0 degrees to 360 degrees to find the maximum reading.

e. The test-receiver system was set to Peak Detect Function and Specified Bandwidth with Maximum Hold Mode.

f. If the emission level of the EUT in peak mode was 10dB lower than the limit specified, then testing could be stopped and the peak values of the EUT would be reported. Otherwise the emissions that did not have 10dB margin would be re-tested one by one using peak or average method as specified and then reported in a data sheet.

g. Test the EUT in the lowest channel, the middle channel, the Highest channel.

h. The radiation measurements are performed in X, Y, Z axis positioning for Transmitting mode, and found the X axis positioning which it is the worst case.

i. Repeat above procedures until all frequencies measured was complete.

Remark:

1. Level= Read Level+ Cable Loss+ Antenna Factor- Preamp Factor

2. Scan from 1GHz to 40GHz, The points marked on below plots are the highest emissions could be found when testing, so only above points had been displayed. The amplitude of spurious emissions from the radiator which are attenuated more than 20dB below the limit need not be reported.

3. As shown in this section, for frequencies above 1GHz, the field strength limits are based on average limits. However, the peak field strength of any emission shall not exceed the maximum permitted average limits specified above by more than 20 dB under any condition of modulation. For the emissions whose peak level is lower than the average limit, only the peak measurement is shown in the report.

4. The disturbance above 18GHz were very low and the below harmonics were the highest point could be found when testing, so only the below harmonics had been displayed.

5. For devices with multiple operating modes, measurements on the middle channel is used to determine the worst-case mode(s). Only the worst case mode with the highest output power and the mode with the highest output power spectral density for each modulation family (e.g., OFDM and direct sequence spread spectrum) is recorded in the test report.

6. The resolution bandwidth of test receiver/spectrum analyzer is 1MHz and the video bandwidth is 3MHz for Peak detection (PK) and Average detection (AV) at frequency above 1GHz.

7. For fundamental and harmonic signal measurement, the resolution bandwidth of test receiver/spectrum analyzer is 1MHz and the video bandwidth is ⩾1/T (Duty cycle<98%) or 10Hz (Duty cycle⩾98%) for Average detection (AV) at frequency above 1GHz.

Unless otherwise agreed in writing, this document is issued by the Company subject to its General Conditions of Service printed overleaf, available on request or accessible at https://www.sgs.com/en/Terms-and-Conditions. Attention is drawn to the limitation of liability, indemnification and jurisdiction issues defined therein. Any holder of this document is advised that information contained hereon reflects the Company's findings at the time of its intervention only and within the limits of Client's instructions, if any. The Company's sole responsibility is to its Client and this document does not exonerate parties to a transaction from exercising all their rights and obligations under the transaction documents. This document cannot be reproduced except in full, without prior written approval of the Company. Any unauthorized alteration, forgery or falsification of the content or appearance of this document is unlawful and offenders may be prosecuted to the fullest extent of the law. Unless otherwise stated the results shown in this test report refer only to the sample(s) tested and such sample(s) are retained for 30 days only.
Attention: To check the authenticity of testing /inspection report & certificate, please contact us at telephone: (86-755) 8307 1443, or email: CN.Doccheck@sgs.com
SGS-CSTC Standards Technical Services Co., Ltd. Shenzhen Branch Electromagnetic Compatibility Laboratory
No.1 Workshop, M-10, Middle Section, Science & Technology Park, Nanshan District, Shenzhen, Guangdong, China 518057 t (86-755) 26012053 f (86-755) 26710594 www.sgsgroup.com.cn
中国·广东·深圳市南山区科技园中区M-10栋1号厂房 邮编: 518057 t (86-755) 26012053 f (86-755) 26710594 sgs.china@sgs.com
Member of the SGS Group (SGS SA)

11a_TX_CH_36_Horizontal-Peak

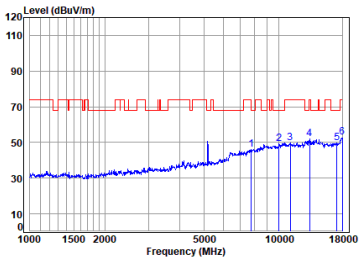

Condition: 3m HORIZONTAL
Job No : 00889AT/00890AT
Mode : 5180 TX RSE
: 5G Wi-Fi 11A

	Freq	Cable Loss	Ant Factor	Preamp Factor	Read Level	Level	Limit Line	Over Limit	Remark	Aux Factor
	MHz	dB	dB/m	dB	dBuV	dBuV/m	dBuV/m	dB		dB
1	7762.260	11.36	37.00	56.04	53.88	46.20	68.20	-22.00	Peak	0.00
2	10010.420	13.04	38.90	53.60	50.87	49.21	68.20	-18.99	Peak	0.00
3	11140.310	14.70	39.38	53.46	49.24	49.86	74.00	-24.14	Peak	0.00
4	13326.750	16.37	40.28	53.90	49.21	51.96	74.00	-22.04	Peak	0.00
5	pp17136.920	18.23	38.94	53.96	46.36	49.57	68.20	-18.63	Peak	0.00
6	18000.000	18.35	42.60	54.30	46.35	53.00	74.00	-21.00	Peak	0.00

11a_TX_CH_36_Horizontal-Avg

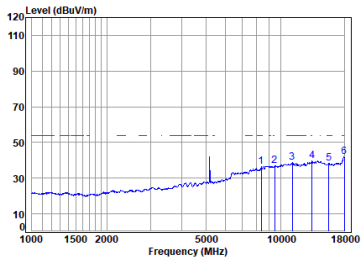

Condition: 3m HORIZONTAL
Job No : 00889AT/00890AT
Mode : 5180 TX RSE
: 5G Wi-Fi 11A

	Freq	Cable Loss	Ant Factor	Preamp Factor	Read Level	Level	Limit Line	Over Limit	Remark	Aux Factor
	MHz	dB	dB/m	dB	dBuV	dBuV/m	dBuV/m	dB		dB
1	8343.918	11.70	37.56	55.47	42.77	36.56	54.00	-17.44	Average	0.00
2	9448.149	12.43	38.90	54.19	39.67	36.81	54.00	-17.19	Average	0.00
3	11140.310	14.70	39.38	53.46	38.03	38.65	54.00	-15.35	Average	0.00
4	13365.320	16.13	40.40	53.91	36.86	39.48	54.00	-14.52	Average	0.00
5	15622.990	17.19	38.75	53.85	36.27	38.36	54.00	-15.64	Average	0.00
6	pp18000.000	18.35	42.60	54.30	35.49	42.14	54.00	-11.86	Average	0.00

11a_TX_CH_36_Vertical-Peak

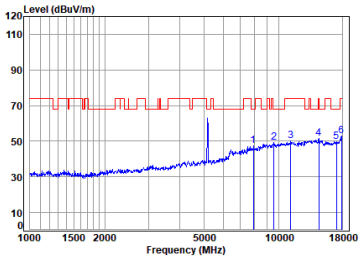

Condition: 3m VERTICAL
Job No : 00889AT/00890AT
Mode : 5180 TX RSE
: 5G Wi-Fi 11A

	Freq	Cable Loss	Ant Factor	Preamp Factor	Read Level	Level	Limit Line	Over Limit	Remark	Aux Factor
	MHz	dB	dB/m	dB	dBuV	dBuV/m	dBuV/m	dB		dB
1	7920.911	11.54	37.30	55.94	54.71	47.61	68.20	-20.59	Peak	0.00
2	9585.684	12.45	38.80	54.04	51.85	49.06	68.20	-19.14	Peak	0.00
3	11172.560	14.73	39.45	53.45	49.37	50.10	74.00	-23.90	Peak	0.00
4	14491.960	17.07	40.22	54.10	48.39	51.58	74.00	-22.42	Peak	0.00
5	pp17087.460	18.42	38.89	53.94	46.35	49.72	68.20	-18.48	Peak	0.00
6	17896.250	18.25	41.97	54.26	46.92	52.88	74.00	-21.12	Peak	0.00

11a_TX_CH_36_Vertical-Avg

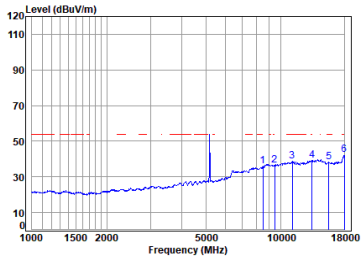

Condition: 3m VERTICAL
Job No : 00889AT/00890AT
Mode : 5180 TX RSE
: 5G Wi-Fi 11A

	Freq	Cable Loss	Ant Factor	Preamp Factor	Read Level	Level	Limit Line	Over Limit	Remark	Aux Factor
	MHz	dB	dB/m	dB	dBuV	dBuV/m	dBuV/m	dB		dB
1	8489.882	12.24	37.78	55.29	41.31	36.04	54.00	-17.96	Average	0.00
2	9448.149	12.43	38.90	54.19	39.40	36.54	54.00	-17.46	Average	0.00
3	11140.310	14.70	39.38	53.46	38.29	38.91	54.00	-15.09	Average	0.00
4	13365.320	16.13	40.40	53.91	36.84	39.46	54.00	-14.54	Average	0.00
5	15622.990	17.19	38.75	53.85	36.05	38.14	54.00	-15.86	Average	0.00
6	pp18000.000	18.35	42.60	54.30	35.65	42.30	54.00	-11.70	Average	0.00

Unless otherwise agreed in writing, this document is issued by the Company subject to its General Conditions of Service printed overleaf, available on request or accessible at https://www.sgs.com/en/Terms-and-Conditions. Attention is drawn to the limitation of liability, indemnification and jurisdiction issues defined therein. Any holder of this document is advised that information contained hereon reflects the Company's findings at the time of its intervention only and within the limits of Client's instructions, if any. The Company's sole responsibility is to its Client and this document does not exonerate parties to a transaction from exercising all their rights and obligations under the transaction documents. This document cannot be reproduced except in full, without prior written approval of the Company. Any unauthorized alteration, forgery or falsification of the content or appearance of this document is unlawful and offenders may be prosecuted to the fullest extent of the law. Unless otherwise stated the results shown in this test report refer only to the sample(s) tested and such sample(s) are retained for 30 days only.
Attention: To check the authenticity of testing /inspection report & certificate, please contact us at telephone: (86-755) 8307 1443, or email: CN.Doccheck@sgs.com
SGS-CSTC Standards Technical Services Co., Ltd. Shenzhen Branch
No.1 Workshop, M-10, Middle Section, Science & Technology Park, Nanshan District, Shenzhen, Guangdong, China 518057 t (86-755) 26012053 f (86-755) 26710594 www.sgsgroup.com.cn
中国·广东·深圳市南山区科技园中区M-10栋1号厂房 邮编:518057 t (86-755) 26012053 f (86-755) 26710594 sgs.china@sgs.com
Member of the SGS Group (SGS SA)

11a_TX_CH_44_Horizontal-Peak

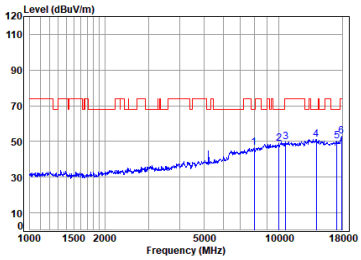

Condition: 3m HORIZONTAL
Job No : 00889AT/00890AT
Mode : 5220 TX RSE
: 5G Wi-Fi 11A

	Freq	Cable Loss	Ant Factor	Preamp Factor	Read Level	Level	Limit Line	Over Limit	Remark	Aux Factor
	MHz	dB	dB/m	dB	dBuV	dBuV/m	dBuV/m	dB		dB
1	7966.832	11.55	37.27	55.92	53.49	46.39	68.20	-21.81	Peak	0.00
2	10010.420	13.04	38.90	53.60	50.49	48.83	68.20	-19.37	Peak	0.00
3	10667.640	13.89	39.30	53.53	50.00	49.66	74.00	-24.34	Peak	0.00
4	pp14160.710	16.18	40.46	54.10	48.75	51.29	68.20	-16.91	Peak	0.00
5	17136.920	18.23	38.94	53.96	46.97	50.18	68.20	-18.02	Peak	0.00
6	17896.250	18.25	41.97	54.26	46.97	52.93	74.00	-21.07	Peak	0.00

11a_TX_CH_44_Horizontal-Avg

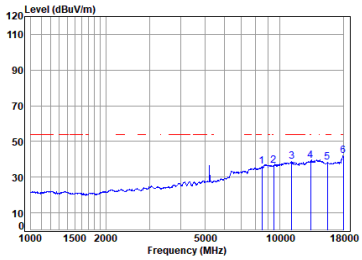

Condition: 3m HORIZONTAL
Job No : 00889AT/00890AT
Mode : 5220 TX RSE
: 5G Wi-Fi 11A

	Freq	Cable Loss	Ant Factor	Preamp Factor	Read Level	Level	Limit Line	Over Limit	Remark	Aux Factor
	MHz	dB	dB/m	dB	dBuV	dBuV/m	dBuV/m	dB		dB
1	8489.882	12.24	37.78	55.29	41.32	36.05	54.00	-17.95	Average	0.00
2	9448.149	12.43	38.90	54.19	39.59	36.73	54.00	-17.27	Average	0.00
3	11172.560	14.73	39.45	53.45	37.97	38.70	54.00	-15.30	Average	0.00
4	13326.750	16.37	40.28	53.90	36.71	39.46	54.00	-14.54	Average	0.00
5	15532.940	16.98	38.87	53.88	36.27	38.24	54.00	-15.76	Average	0.00
6	pp18000.000	18.35	42.60	54.30	35.35	42.00	54.00	-12.00	Average	0.00

11a_TX_CH_44_Vertical-Peak

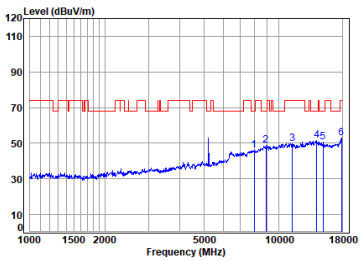

Condition: 3m VERTICAL
Job No : 00889AT/00890AT
Mode : 5220 TX RSE
: 5G Wi-Fi 11A

	Freq	Cable Loss	Ant Factor	Preamp Factor	Read Level	Level	Limit Line	Over Limit	Remark	Aux Factor
	MHz	dB	dB/m	dB	dBuV	dBuV/m	dBuV/m	dB		dB
1	7989.893	11.56	37.22	55.91	53.23	46.10	68.20	-22.10	Peak	0.00
2	8891.725	12.22	38.40	54.82	52.92	48.72	68.20	-19.48	Peak	0.00
3	11335.190	14.49	39.36	53.40	49.50	49.95	74.00	-24.05	Peak	0.00
4	pp14242.800	16.12	40.46	54.10	49.02	51.50	68.20	-16.70	Peak	0.00
5	15090.400	16.70	39.41	54.06	48.66	50.71	68.20	-17.49	Peak	0.00
6	17896.250	18.25	41.97	54.26	46.80	52.76	74.00	-21.24	Peak	0.00

11a_TX_CH_44_Vertical-Avg

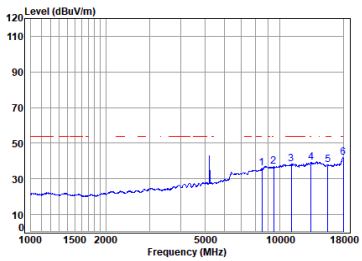

Condition: 3m VERTICAL
Job No : 00889AT/00890AT
Mode : 5220 TX RSE
: 5G Wi-Fi 11A

	Freq	Cable Loss	Ant Factor	Preamp Factor	Read Level	Level	Limit Line	Over Limit	Remark	Aux Factor
	MHz	dB	dB/m	dB	dBuV	dBuV/m	dBuV/m	dB		dB
1	8489.882	12.24	37.78	55.29	41.25	35.98	54.00	-18.02	Average	0.00
2	9448.149	12.43	38.90	54.19	39.63	36.77	54.00	-17.23	Average	0.00
3	11140.310	14.70	39.38	53.46	37.89	38.51	54.00	-15.49	Average	0.00
4	13365.320	16.13	40.40	53.91	36.62	39.24	54.00	-14.76	Average	0.00
5	15622.990	17.19	38.75	53.85	35.81	37.90	54.00	-16.10	Average	0.00
6	pp18000.000	18.35	42.60	54.30	35.26	41.91	54.00	-12.09	Average	0.00

Unless otherwise agreed in writing, this document is issued by the Company subject to its General Conditions of Service printed overleaf, available on request or accessible at https://www.sgs.com/en/Terms-and-Conditions. Attention is drawn to the limitation of liability, indemnification and jurisdiction issues defined therein. Any holder of this document is advised that information contained hereon reflects the Company's findings at the time of its intervention only and within the limits of Client's instructions, if any. The Company's sole responsibility is to its Client and this document does not exonerate parties to a transaction from exercising all their rights and obligations under the transaction documents. This document cannot be reproduced except in full, without prior written approval of the Company. Any unauthorized alteration, forgery or falsification of the content or appearance of this document is unlawful and offenders may be prosecuted to the fullest extent of the law. Unless otherwise stated the results shown in this test report refer only to the sample(s) tested and such sample(s) are retained for 30 days only.
Attention: To check the authenticity of testing /inspection report & certificate, please contact us at telephone: (86-755) 8307 1443, or email: CN.Doccheck@sgs.com
SGS-CSTC Standards Technical Services Co., Ltd. Shenzhen Branch Electrical Laboratory
No.1 Workshop, M-10, Middle Section, Science & Technology Park, Nanshan District, Shenzhen, Guangdong, China 518057 t (86-755) 26012053 f (86-755) 26710594 www.sgsgroup.com.cn
中国·广东·深圳市南山区科技园中区M-10栋1号厂房 邮编:518057 t (86-755) 26012053 f (86-755) 26710594 sgs.china@sgs.com
Member of the SGS Group (SGS SA)

11a_TX_CH_48_Horizontal-Peak

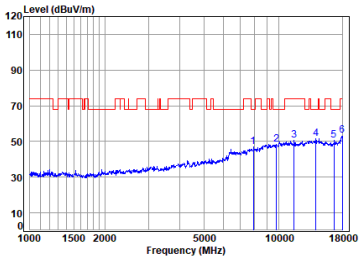

Condition: 3m HORIZONTAL
Job No : 00889AT/00890AT
Mode : 5240 TX RSE
: 5G Wi-Fi 11A

	Freq	Cable Loss	Ant Factor	Preamp Factor	Read Level	Level	Limit Line	Over Limit	Remark	Aux Factor
	MHz	dB	dB/m	dB	dBuV	dBuV/m	dBuV/m	dB		dB
1	7920.911	11.54	37.30	55.94	53.93	46.83	68.20	-21.37	Peak	0.00
2	9781.603	13.02	38.46	53.83	50.93	48.58	68.20	-19.62	Peak	0.00
3	11533.480	14.92	39.13	53.34	49.86	50.57	74.00	-23.43	Peak	0.00
4	pp14119.830	16.45	40.42	54.10	48.81	51.58	68.20	-16.62	Peak	0.00
5	16696.880	17.59	38.50	53.84	48.55	50.80	68.20	-17.40	Peak	0.00
6	18000.000	18.35	42.60	54.30	46.80	53.45	74.00	-20.55	Peak	0.00

11a_TX_CH_48_Horizontal-Avg

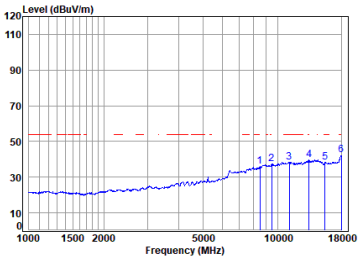

Condition: 3m HORIZONTAL
Job No : 00889AT/00890AT
Mode : 5240 TX RSE
: 5G Wi-Fi 11A

	Freq	Cable Loss	Ant Factor	Preamp Factor	Read Level	Level	Limit Line	Over Limit	Remark	Aux Factor
	MHz	dB	dB/m	dB	dBuV	dBuV/m	dBuV/m	dB		dB
1	8489.882	12.24	37.78	55.29	41.42	36.15	54.00	-17.85	Average	0.00
2	9448.149	12.43	38.90	54.19	40.16	37.30	54.00	-16.70	Average	0.00
3	11140.310	14.70	39.38	53.46	37.86	38.48	54.00	-15.52	Average	0.00
4	13365.320	16.13	40.40	53.91	36.89	39.51	54.00	-14.49	Average	0.00
5	15488.110	16.88	38.91	53.90	36.31	38.20	54.00	-15.80	Average	0.00
6	pp18000.000	18.35	42.60	54.30	35.65	42.30	54.00	-11.70	Average	0.00

11a_TX_CH_48_Vertical-Peak

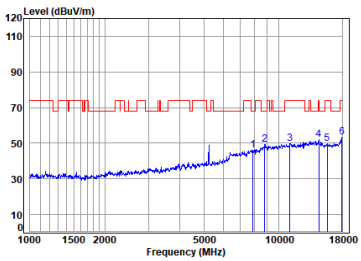

Condition: 3m VERTICAL
Job No : 00889AT/00890AT
Mode : 5240 TX RSE
: 5G Wi-Fi 11A

	Freq	Cable Loss	Ant Factor	Preamp Factor	Read Level	Level	Limit Line	Over Limit	Remark	Aux Factor
	MHz	dB	dB/m	dB	dBuV	dBuV/m	dBuV/m	dB		dB
1	7875.254	11.48	37.20	55.97	53.51	46.22	68.20	-21.98	Peak	0.00
2	pp 8789.516	12.23	38.30	54.94	53.61	49.20	68.20	-19.00	Peak	0.00
3	11108.160	14.67	39.32	53.47	49.03	49.55	74.00	-24.45	Peak	0.00
4	14491.960	17.07	40.22	54.10	48.75	51.94	74.00	-22.06	Peak	0.00
5	15668.210	17.24	38.66	53.83	47.83	49.90	74.00	-24.10	Peak	0.00
6	17948.050	18.30	42.29	54.28	47.11	53.42	74.00	-20.58	Peak	0.00

11a_TX_CH_48_Vertical-Avg

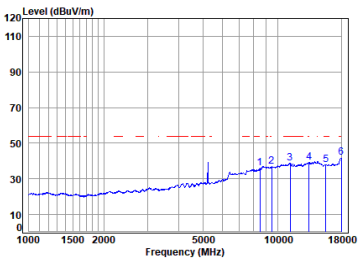

Condition: 3m VERTICAL
Job No : 00889AT/00890AT
Mode : 5240 TX RSE
: 5G Wi-Fi 11A

	Freq	Cable Loss	Ant Factor	Preamp Factor	Read Level	Level	Limit Line	Over Limit	Remark	Aux Factor
	MHz	dB	dB/m	dB	dBuV	dBuV/m	dBuV/m	dB		dB
1	8489.882	12.24	37.78	55.29	41.37	36.10	54.00	-17.90	Average	0.00
2	9448.149	12.43	38.90	54.19	39.74	36.88	54.00	-17.12	Average	0.00
3	11204.900	14.75	39.50	53.44	37.87	38.68	54.00	-15.32	Average	0.00
4	13365.320	16.13	40.40	53.91	36.84	39.46	54.00	-14.54	Average	0.00
5	15622.990	17.19	38.75	53.85	35.95	38.04	54.00	-15.96	Average	0.00
6	pp18000.000	18.35	42.60	54.30	35.51	42.16	54.00	-11.84	Average	0.00

Unless otherwise agreed in writing, this document is issued by the Company subject to its General Conditions of Service printed overleaf, available on request or accessible at https://www.sgs.com/en/Terms-and-Conditions. Attention is drawn to the limitation of liability, indemnification and jurisdiction issues defined therein. Any holder of this document is advised that information contained hereon reflects the Company's findings at the time of its intervention only and within the limits of Client's instructions, if any. The Company's sole responsibility is to its Client and this document does not exonerate parties to a transaction from exercising all their rights and obligations under the transaction documents. This document cannot be reproduced except in full, without prior written approval of the Company. Any unauthorized alteration, forgery or falsification of the content or appearance of this document is unlawful and offenders may be prosecuted to the fullest extent of the law. Unless otherwise stated the results shown in this test report refer only to the sample(s) tested and such sample(s) are retained for 30 days only.
Attention: To check the authenticity of testing /inspection report & certificate, please contact us at telephone: (86-755) 8307 1443, or email: CN.Doccheck@sgs.com
SGS-CSTC Standards Technical Services Co., Ltd. Shenzhen Branch Electromagnetic Compatibility Laboratory
No.1 Workshop, M-10, Middle Section, Science & Technology Park, Nanshan District, Shenzhen, Guangdong, China 518057 t (86-755) 26012053 f (86-755) 26710594 www.sgsgroup.com.cn
中国·广东·深圳市南山区科技园中区M-10栋1号厂房 邮编: 518057 t (86-755) 26012053 f (86-755) 26710594 sgs.china@sgs.com
Member of the SGS Group (SGS SA)

11ax_20M_TX_CH_36_Horizontal-Peak

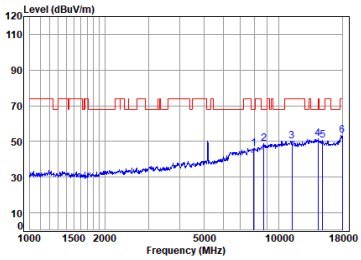

Condition: 3m HORIZONTAL
Job No : 00889AT/00890AT
Mode : 5180 TX RSE
: 5G Wi-Fi 11AX20

	Freq	Cable Loss	Ant Factor	Preamp Factor	Read Level	Level	Limit Line	Over Limit	Remark	Aux Factor
	MHz	dB	dB/m	dB	dBuV	dBuV/m	dBuV/m	dB		dB
1	7943.838	11.55	37.30	55.93	52.99	45.91	68.20	-22.29	Peak	0.00
2	8713.630	12.11	38.30	55.03	53.33	48.71	68.20	-19.49	Peak	0.00
3	11302.480	14.63	39.40	53.41	49.52	50.14	74.00	-23.86	Peak	0.00
4	pp14408.430	16.88	40.38	54.10	48.44	51.60	68.20	-16.60	Peak	0.00
5	15046.850	16.65	39.45	54.08	48.42	50.44	68.20	-17.76	Peak	0.00
6	18000.000	18.35	42.60	54.30	46.65	53.30	74.00	-20.70	Peak	0.00

11ax_20M_TX_CH_36_Horizontal-Avg

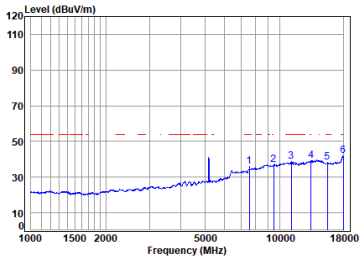

Condition: 3m HORIZONTAL
Job No : 00889AT/00890AT
Mode : 5180 TX RSE
: 5G Wi-Fi 11AX20

	Freq	Cable Loss	Ant Factor	Preamp Factor	Read Level	Level	Limit Line	Over Limit	Remark	Aux Factor
	MHz	dB	dB/m	dB	dBuV	dBuV/m	dBuV/m	dB		dB
1	7562.942	11.14	36.65	56.15	44.47	36.11	54.00	-17.89	Average	0.00
2	9448.149	12.43	38.90	54.19	39.64	36.78	54.00	-17.22	Average	0.00
3	11140.310	14.70	39.38	53.46	38.04	38.66	54.00	-15.34	Average	0.00
4	13365.320	16.13	40.40	53.91	36.73	39.35	54.00	-14.65	Average	0.00
5	15532.940	16.98	38.87	53.88	36.49	38.46	54.00	-15.54	Average	0.00
6	pp18000.000	18.35	42.60	54.30	35.52	42.17	54.00	-11.83	Average	0.00

11ax_20M_TX_CH_36_Vertical-Peak

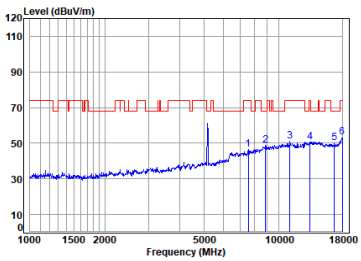

Condition: 3m VERTICAL
Job No : 00889AT/00890AT
Mode : 5180 TX RSE
: 5G Wi-Fi 11AX20

	Freq	Cable Loss	Ant Factor	Preamp Factor	Read Level	Level	Limit Line	Over Limit	Remark	Aux Factor
	MHz	dB	dB/m	dB	dBuV	dBuV/m	dBuV/m	dB		dB
1	7562.942	11.14	36.65	56.15	54.92	46.56	74.00	-27.44	Peak	0.00
2	8840.473	12.24	38.38	54.88	53.24	48.98	68.20	-19.22	Peak	0.00
3	11108.160	14.67	39.32	53.47	50.42	50.94	74.00	-23.06	Peak	0.00
4	13365.320	16.13	40.40	53.91	48.22	50.84	74.00	-23.16	Peak	0.00
5	pp16745.210	17.53	38.55	53.85	47.98	50.21	68.20	-17.99	Peak	0.00
6	18000.000	18.35	42.60	54.30	46.51	53.16	74.00	-20.84	Peak	0.00

11ax_20M_TX_CH_36_Vertical-Avg

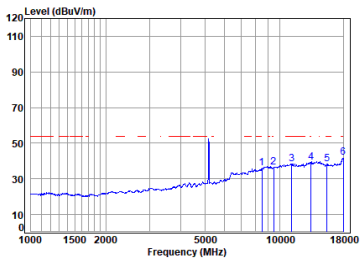

Condition: 3m VERTICAL
Job No : 00889AT/00890AT
Mode : 5180 TX RSE
: 5G Wi-Fi 11AX20

	Freq	Cable Loss	Ant Factor	Preamp Factor	Read Level	Level	Limit Line	Over Limit	Remark	Aux Factor
	MHz	dB	dB/m	dB	dBuV	dBuV/m	dBuV/m	dB		dB
1	8489.882	12.24	37.78	55.29	41.11	35.84	54.00	-18.16	Average	0.00
2	9448.149	12.43	38.90	54.19	39.58	36.72	54.00	-17.28	Average	0.00
3	11172.560	14.73	39.45	53.45	37.72	38.45	54.00	-15.55	Average	0.00
4	13365.320	16.13	40.40	53.91	36.70	39.32	54.00	-14.68	Average	0.00
5	15488.110	16.88	38.91	53.90	36.31	38.20	54.00	-15.80	Average	0.00
6	pp18000.000	18.35	42.60	54.30	35.39	42.04	54.00	-11.96	Average	0.00

Unless otherwise agreed in writing, this document is issued by the Company subject to its General Conditions of Service printed overleaf, available on request or accessible at https://www.sgs.com/en/Terms-and-Conditions. Attention is drawn to the limitation of liability, indemnification and jurisdiction issues defined therein. Any holder of this document is advised that information contained hereon reflects the Company's findings at the time of its intervention only and within the limits of Client's instructions, if any. The Company's sole responsibility is to its Client and this document does not exonerate parties to a transaction from exercising all their rights and obligations under the transaction documents. This document cannot be reproduced except in full, without prior written approval of the Company. Any unauthorized alteration, forgery or falsification of the content or appearance of this document is unlawful and offenders may be prosecuted to the fullest extent of the law. Unless otherwise stated the results shown in this test report refer only to the sample(s) tested and such sample(s) are retained for 30 days only.
Attention: To check the authenticity of testing /inspection report & certificate, please contact us at telephone: (86-755) 8307 1443, or email: CN.Doccheck@sgs.com
SGS-CSTC Standards Technical Services Co., Ltd. Shenzhen Branch Laboratory
No.1 Workshop, M-10, Middle Section, Science & Technology Park, Nanshan District, Shenzhen, Guangdong, China 518057 t (86-755) 26012053 f (86-755) 26710594 www.sgsgroup.com.cn
中国·广东·深圳市南山区科技园中区M-10栋1号厂房 邮编: 518057 t (86-755) 26012053 f (86-755) 26710594 sgs.china@sgs.com
Member of the SGS Group (SGS SA)

11ax_20M_TX_CH_44_Horizontal-Peak

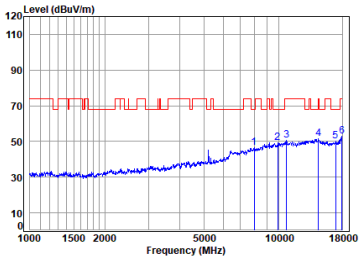

Condition: 3m HORIZONTAL
Job No : 00889AT/00890AT
Mode : 5220 TX RSE
: 5G Wi-Fi 11AX20

	Freq	Cable Loss	Ant Factor	Preamp Factor	Read Level	Level	Limit Line	Over Limit	Remark	Aux Factor
	MHz	dB	dB/m	dB	dBuV	dBuV/m	dBuV/m	dB		dB
1	7966.832	11.55	37.27	55.92	53.64	46.54	68.20	-21.66	Peak	0.00
2	9895.349	12.81	38.59	53.71	51.73	49.42	68.20	-18.78	Peak	0.00
3	10760.540	13.82	39.36	53.52	51.03	50.69	74.00	-23.31	Peak	0.00
4	pp14450.130	16.98	40.30	54.10	48.21	51.39	68.20	-16.81	Peak	0.00
5	16939.940	18.14	38.68	53.89	47.12	50.05	68.20	-18.15	Peak	0.00
6	17948.050	18.30	42.29	54.28	46.65	52.96	74.00	-21.04	Peak	0.00

11ax_20M_TX_CH_44_Horizontal-Avg

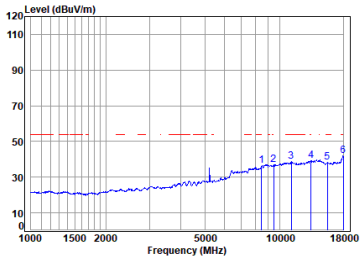

Condition: 3m HORIZONTAL
Job No : 00889AT/00890AT
Mode : 5220 TX RSE
: 5G Wi-Fi 11AX20

	Freq	Cable Loss	Ant Factor	Preamp Factor	Read Level	Level	Limit Line	Over Limit	Remark	Aux Factor
	MHz	dB	dB/m	dB	dBuV	dBuV/m	dBuV/m	dB		dB
1	8440.945	11.91	37.66	55.35	42.19	36.41	54.00	-17.59	Average	0.00
2	9448.149	12.43	38.90	54.19	39.65	36.79	54.00	-17.21	Average	0.00
3	11140.310	14.70	39.38	53.46	37.98	38.60	54.00	-15.40	Average	0.00
4	13365.320	16.13	40.40	53.91	36.69	39.31	54.00	-14.69	Average	0.00
5	15532.940	16.98	38.87	53.88	36.22	38.19	54.00	-15.81	Average	0.00
6	pp18000.000	18.35	42.60	54.30	35.28	41.93	54.00	-12.07	Average	0.00

11ax_20M_TX_CH_44_Vertical-Peak

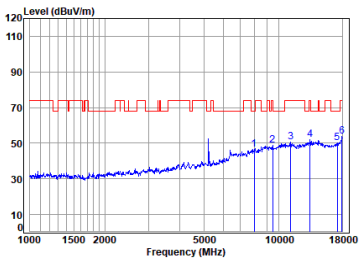

Condition: 3m VERTICAL
Job No : 00889AT/00890AT
Mode : 5220 TX RSE
: 5G Wi-Fi 11AX20

	Freq	Cable Loss	Ant Factor	Preamp Factor	Read Level	Level	Limit Line	Over Limit	Remark	Aux Factor
	MHz	dB	dB/m	dB	dBuV	dBuV/m	dBuV/m	dB		dB
1	7966.832	11.55	37.27	55.92	53.50	46.40	68.20	-21.80	Peak	0.00
2	9448.149	12.43	38.90	54.19	51.49	48.63	74.00	-25.37	Peak	0.00
3	11172.560	14.73	39.45	53.45	50.13	50.86	74.00	-23.14	Peak	0.00
4	13365.320	16.13	40.40	53.91	49.40	52.02	74.00	-21.98	Peak	0.00
5	pp17186.530	17.91	38.99	53.98	47.06	49.98	68.20	-18.22	Peak	0.00
6	17948.050	18.30	42.29	54.28	47.39	53.70	74.00	-20.30	Peak	0.00

11ax_20M_TX_CH_44_Vertical-Avg

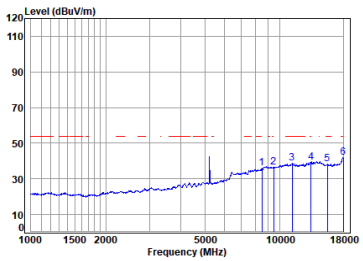

Condition: 3m VERTICAL
Job No : 00889AT/00890AT
Mode : 5220 TX RSE
: 5G Wi-Fi 11AX20

	Freq	Cable Loss	Ant Factor	Preamp Factor	Read Level	Level	Limit Line	Over Limit	Remark	Aux Factor
	MHz	dB	dB/m	dB	dBuV	dBuV/m	dBuV/m	dB		dB
1	8489.882	12.24	37.78	55.29	41.34	36.07	54.00	-17.93	Average	0.00
2	9448.149	12.43	38.90	54.19	39.54	36.68	54.00	-17.32	Average	0.00
3	11204.900	14.75	39.50	53.44	37.76	38.57	54.00	-15.43	Average	0.00
4	13365.320	16.13	40.40	53.91	36.83	39.45	54.00	-14.55	Average	0.00
5	15532.940	16.98	38.87	53.88	36.19	38.16	54.00	-15.84	Average	0.00
6	pp18000.000	18.35	42.60	54.30	35.38	42.03	54.00	-11.97	Average	0.00

Unless otherwise agreed in writing, this document is issued by the Company subject to its General Conditions of Service printed overleaf, available on request or accessible at https://www.sgs.com/en/Terms-and-Conditions. Attention is drawn to the limitation of liability, indemnification and jurisdiction issues defined therein. Any holder of this document is advised that information contained hereon reflects the Company's findings at the time of its intervention only and within the limits of Client's instructions, if any. The Company's sole responsibility is to its Client and this document does not exonerate parties to a transaction from exercising all their rights and obligations under the transaction documents. This document cannot be reproduced except in full, without prior written approval of the Company. Any unauthorized alteration, forgery or falsification of the content or appearance of this document is unlawful and offenders may be prosecuted to the fullest extent of the law. Unless otherwise stated the results shown in this test report refer only to the sample(s) tested and such sample(s) are retained for 30 days only.
Attention: To check the authenticity of testing /inspection report & certificate, please contact us at telephone: (86-755) 8307 1443, or email: CN.Doccheck@sgs.com
SGS-CSTC Standards Technical Services Co., Ltd. Shenzhen Branch Electrical Laboratory
No.1 Workshop, M-10, Middle Section, Science & Technology Park, Nanshan District, Shenzhen, Guangdong, China 518057 t (86-755) 26012053 f (86-755) 26710594 www.sgsgroup.com.cn
中国·广东·深圳市南山区科技园中区M-10栋1号厂房 邮编: 518057 t (86-755) 26012053 f (86-755) 26710594 sgs.china@sgs.com
Member of the SGS Group (SGS SA)

11ax_20M_TX_CH_48_Horizontal-Peak

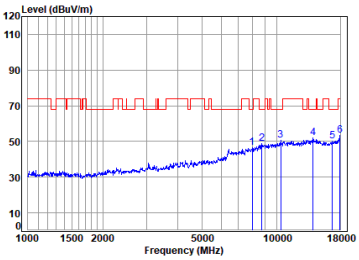

Condition: 3m HORIZONTAL
Job No : 00889AT/00890AT
Mode : 5240 TX RSE
: 5G Wi-Fi 11AX20

	Freq	Cable Loss	Ant Factor	Preamp Factor	Read Level	Level	Limit Line	Over Limit	Remark	Aux Factor
	MHz	dB	dB/m	dB	dBuV	dBuV/m	dBuV/m	dB		dB
1	7989.893	11.56	37.22	55.91	53.50	46.37	68.20	-21.83	Peak	0.00
2	8713.630	12.11	38.30	55.03	53.45	48.83	68.20	-19.37	Peak	0.00
3	10393.710	13.62	39.20	53.56	51.60	50.86	68.20	-17.34	Peak	0.00
4	pp13997.930	16.46	40.59	54.10	49.07	52.02	68.20	-16.18	Peak	0.00
5	16745.210	17.53	38.55	53.85	47.74	49.97	68.20	-18.23	Peak	0.00
6	17948.050	18.30	42.29	54.28	46.85	53.16	74.00	-20.84	Peak	0.00

11ax_20M_TX_CH_48_Horizontal-Avg

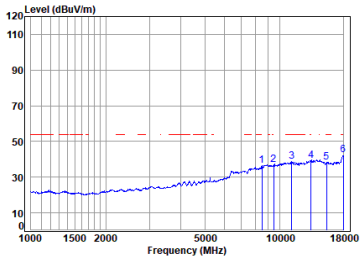

Condition: 3m HORIZONTAL
Job No : 00889AT/00890AT
Mode : 5240 TX RSE
: 5G Wi-Fi 11AX20

	Freq	Cable Loss	Ant Factor	Preamp Factor	Read Level	Level	Limit Line	Over Limit	Remark	Aux Factor
	MHz	dB	dB/m	dB	dBuV	dBuV/m	dBuV/m	dB		dB
1	8489.882	12.24	37.78	55.29	41.63	36.36	54.00	-17.64	Average	0.00
2	9448.149	12.43	38.90	54.19	39.74	36.88	54.00	-17.12	Average	0.00
3	11172.560	14.73	39.45	53.45	38.03	38.76	54.00	-15.24	Average	0.00
4	13365.320	16.13	40.40	53.91	36.75	39.37	54.00	-14.63	Average	0.00
5	15443.410	16.82	38.96	53.92	36.31	38.17	54.00	-15.83	Average	0.00
6	pp18000.000	18.35	42.60	54.30	35.56	42.21	54.00	-11.79	Average	0.00

11ax_20M_TX_CH_48_Vertical-Peak

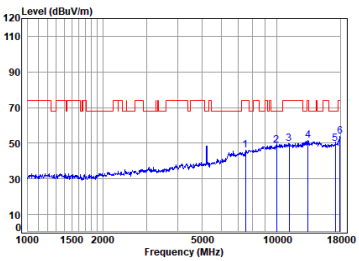

Condition: 3m VERTICAL
Job No : 00889AT/00890AT
Mode : 5240 TX RSE
: 5G Wi-Fi 11AX20

	Freq	Cable Loss	Ant Factor	Preamp Factor	Read Level	Level	Limit Line	Over Limit	Remark	Aux Factor
	MHz	dB	dB/m	dB	dBuV	dBuV/m	dBuV/m	dB		dB
1	7497.646	11.24	36.80	56.19	54.44	46.29	74.00	-27.71	Peak	0.00
2	9448.149	12.97	38.83	53.62	50.75	48.93	68.20	-19.27	Peak	0.00
3	11204.900	14.75	39.50	53.44	49.08	49.89	74.00	-24.11	Peak	0.00
4	13365.320	16.13	40.40	53.91	48.77	51.39	74.00	-22.61	Peak	0.00
5	pp17186.530	17.91	38.99	53.98	47.00	49.92	68.20	-18.28	Peak	0.00
6	17948.050	18.30	42.29	54.28	47.30	53.61	74.00	-20.39	Peak	0.00

11ax_20M_TX_CH_48_Vertical-Avg

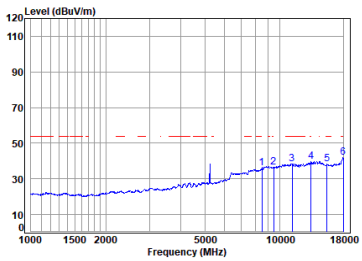

Condition: 3m VERTICAL
Job No : 00889AT/00890AT
Mode : 5240 TX RSE
: 5G Wi-Fi 11AX20

	Freq	Cable Loss	Ant Factor	Preamp Factor	Read Level	Level	Limit Line	Over Limit	Remark	Aux Factor
	MHz	dB	dB/m	dB	dBuV	dBuV/m	dBuV/m	dB		dB
1	8489.882	12.24	37.78	55.29	41.21	35.94	54.00	-18.06	Average	0.00
2	9448.149	12.43	38.90	54.19	39.58	36.72	54.00	-17.28	Average	0.00
3	11204.900	14.75	39.50	53.44	37.73	38.54	54.00	-15.46	Average	0.00
4	13365.320	16.13	40.40	53.91	36.99	39.61	54.00	-14.39	Average	0.00
5	15488.110	16.88	38.91	53.90	36.47	38.36	54.00	-15.64	Average	0.00
6	pp18000.000	18.35	42.60	54.30	35.55	42.20	54.00	-11.80	Average	0.00

SGS-CSTC Standards Technical Services Co., Ltd.
Shenzhen Branch Electromagnetic Compatibility Laboratory

Unless otherwise agreed in writing, this document is issued by the Company subject to its General Conditions of Service printed overleaf, available on request or accessible at https://www.sgs.com/en/Terms-and-Conditions. Attention is drawn to the limitation of liability, indemnification and jurisdiction issues defined therein. Any holder of this document is advised that information contained hereon reflects the Company's findings at the time of its intervention only and within the limits of Client's instructions, if any. The Company's sole responsibility is to its Client and this document does not exonerate parties to a transaction from exercising all their rights and obligations under the transaction documents. This document cannot be reproduced except in full, without prior written approval of the Company. Any unauthorized alteration, forgery or falsification of the content or appearance of this document is unlawful and offenders may be prosecuted to the fullest extent of the law. Unless otherwise stated the results shown in this test report refer only to the sample(s) tested and such sample(s) are retained for 30 days only.
Attention: To check the authenticity of testing /inspection report & certificate, please contact us at telephone: (86-755) 8307 1443, or email: CN.Doccheck@sgs.com
No.1 Workshop, M-10, Middle Section, Science & Technology Park, Nanshan District, Shenzhen, Guangdong, China 518057 t (86-755) 26012053 f (86-755) 26710594 www.sgsgroup.com.cn
中国·广东·深圳市南山区科技园中区M-10栋1号厂房 邮编:518057 t (86-755) 26012053 f (86-755) 26710594 sgs.china@sgs.com
Member of the SGS Group (SGS SA)

11a_TX_CH_52_Horizontal-Peak

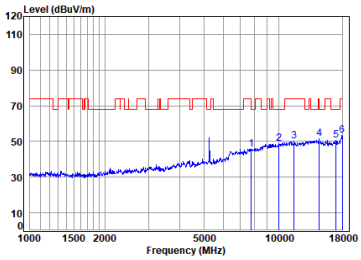

Condition: 3m HORIZONTAL
Job No : 00889AT/00890AT
Mode : 5260 TX RSE
: 5G Wi-Fi 11A

	Freq	Cable Loss	Ant Factor	Preamp Factor	Read Level	Level	Limit Line	Over Limit	Remark	Aux Factor
	MHz	dB	dB/m	dB	dBuV	dBuV/m	dBuV/m	dB		dB
1	7762.260	11.36	37.00	56.04	53.47	45.79	68.20	-22.41	Peak	0.00
2	10010.420	13.04	38.90	53.60	50.37	48.71	68.20	-19.49	Peak	0.00
3	11533.480	14.92	39.13	53.34	49.70	50.41	74.00	-23.59	Peak	0.00
4	pp14533.910	16.79	40.20	54.10	48.45	51.34	68.20	-16.86	Peak	0.00
5	17038.150	18.22	38.84	53.92	47.72	50.86	68.20	-17.34	Peak	0.00
6	18000.000	18.35	42.60	54.30	46.75	53.40	74.00	-20.60	Peak	0.00

11a_TX_CH_52_Horizontal-Avg

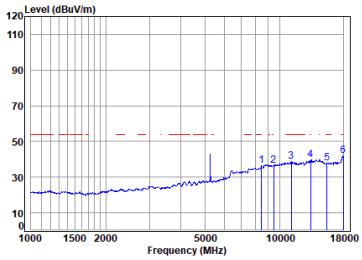

Condition: 3m HORIZONTAL
Job No : 00889AT/00890AT
Mode : 5260 TX RSE
: 5G Wi-Fi 11A

	Freq	Cable Loss	Ant Factor	Preamp Factor	Read Level	Level	Limit Line	Over Limit	Remark	Aux Factor
	MHz	dB	dB/m	dB	dBuV	dBuV/m	dBuV/m	dB		dB
1	8465.379	12.08	37.73	55.32	41.96	36.45	54.00	-17.55	Average	0.00
2	9448.149	12.43	38.90	54.19	39.59	36.73	54.00	-17.27	Average	0.00
3	11140.310	14.70	39.38	53.46	38.15	38.77	54.00	-15.23	Average	0.00
4	13326.750	16.37	40.28	53.90	36.84	39.59	54.00	-14.41	Average	0.00
5	15488.110	16.88	38.91	53.90	36.15	38.04	54.00	-15.96	Average	0.00
6	pp18000.000	18.35	42.60	54.30	35.37	42.02	54.00	-11.98	Average	0.00

11a_TX_CH_52_Vertical-Peak

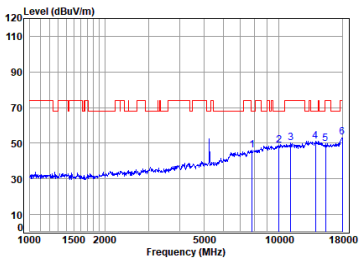

Condition: 3m VERTICAL
Job No : 00889AT/00890AT
Mode : 5260 TX RSE
: 5G Wi-Fi 11A

	Freq	Cable Loss	Ant Factor	Preamp Factor	Read Level	Level	Limit Line	Over Limit	Remark	Aux Factor
	MHz	dB	dB/m	dB	dBuV	dBuV/m	dBuV/m	dB		dB
1	7829.860	11.38	37.06	56.00	53.54	45.98	68.20	-22.22	Peak	0.00
2	10010.420	13.04	38.90	53.60	50.29	48.63	68.20	-19.57	Peak	0.00
3	11172.560	14.73	39.45	53.45	49.28	50.01	74.00	-23.99	Peak	0.00
4	pp14038.450	16.51	40.52	54.10	48.28	51.21	68.20	-16.99	Peak	0.00
5	15443.410	16.82	38.96	53.92	48.02	49.88	74.00	-24.12	Peak	0.00
6	18000.000	18.35	42.60	54.30	46.75	53.40	74.00	-20.60	Peak	0.00

11a_TX_CH_52_Vertical-Avg

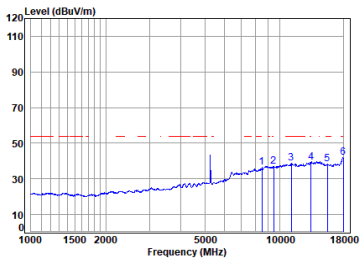

Condition: 3m VERTICAL
Job No : 00889AT/00890AT
Mode : 5260 TX RSE
: 5G Wi-Fi 11A

	Freq	Cable Loss	Ant Factor	Preamp Factor	Read Level	Level	Limit Line	Over Limit	Remark	Aux Factor
	MHz	dB	dB/m	dB	dBuV	dBuV/m	dBuV/m	dB		dB
1	8489.882	12.24	37.78	55.29	41.62	36.35	54.00	-17.65	Average	0.00
2	9448.149	12.43	38.90	54.19	39.63	36.77	54.00	-17.23	Average	0.00
3	11140.310	14.70	39.38	53.46	38.02	38.64	54.00	-15.36	Average	0.00
4	13365.320	16.13	40.40	53.91	36.69	39.31	54.00	-14.69	Average	0.00
5	15532.940	16.98	38.87	53.88	36.25	38.22	54.00	-15.78	Average	0.00
6	pp18000.000	18.35	42.60	54.30	35.52	42.17	54.00	-11.83	Average	0.00

Unless otherwise agreed in writing, this document is issued by the Company subject to its General Conditions of Service printed overleaf, available on request or accessible at https://www.sgs.com/en/Terms-and-Conditions. Attention is drawn to the limitation of liability, indemnification and jurisdiction issues defined therein. Any holder of this document is advised that information contained hereon reflects the Company's findings at the time of its intervention only and within the limits of Client's instructions, if any. The Company's sole responsibility is to its Client and this document does not exonerate parties to a transaction from exercising all their rights and obligations under the transaction documents. This document cannot be reproduced except in full, without prior written approval of the Company. Any unauthorized alteration, forgery or falsification of the content or appearance of this document is unlawful and offenders may be prosecuted to the fullest extent of the law. Unless otherwise stated the results shown in this test report refer only to the sample(s) tested and such sample(s) are retained for 30 days only.
Attention: To check the authenticity of testing /inspection report & certificate, please contact us at telephone: (86-755) 8307 1443, or email: CN.Doccheck@sgs.com
SGS-CSTC Standards Technical Services Co., Ltd. Shenzhen Branch Electromagnetic Compatibility Laboratory
No.1 Workshop, M-10, Middle Section, Science & Technology Park, Nanshan District, Shenzhen, Guangdong, China 518057 t (86-755) 26012053 f (86-755) 26710594 www.sgsgroup.com.cn
中国·广东·深圳市南山区科技园中区M-10栋1号厂房 邮编:518057 t (86-755) 26012053 f (86-755) 26710594 sgs.china@sgs.com
Member of the SGS Group (SGS SA)

11a_TX_CH_60_Horizontal-Peak

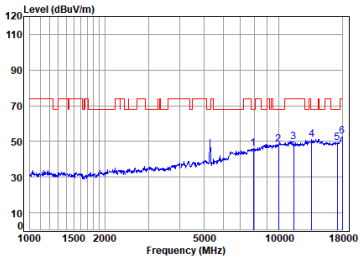

Condition: 3m HORIZONTAL
Job No : 00889AT/00890AT
Mode : 5300 TX RSE
: 5G Wi-Fi 11A

	Freq	Cable Loss	Ant Factor	Preamp Factor	Read Level	Level	Limit Line	Over Limit	Remark	Aux Factor
	MHz	dB	dB/m	dB	dBuV	dBuV/m	dBuV/m	dB		dB
1	7898.049	11.54	37.29	55.96	53.31	46.18	68.20	-22.02	Peak	0.00
2	9981.525	12.97	38.83	53.62	50.21	48.39	68.20	-19.81	Peak	0.00
3	11500.200	15.05	39.20	53.35	48.98	49.88	74.00	-24.12	Peak	0.00
4	pp13559.880	15.78	40.48	53.97	48.94	51.23	68.20	-16.97	Peak	0.00
5	17186.530	17.91	38.99	53.98	46.54	49.46	68.20	-18.74	Peak	0.00
6	18000.000	18.35	42.60	54.30	46.06	52.71	74.00	-21.29	Peak	0.00

11a_TX_CH_60_Horizontal-Avg

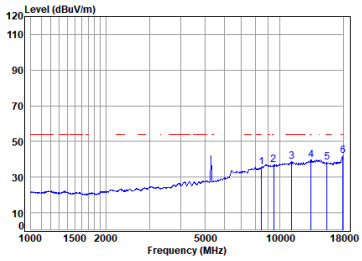

Condition: 3m HORIZONTAL
Job No : 00889AT/00890AT
Mode : 5300 TX RSE
: 5G Wi-Fi 11A

	Freq	Cable Loss	Ant Factor	Preamp Factor	Read Level	Level	Limit Line	Over Limit	Remark	Aux Factor
	MHz	dB	dB/m	dB	dBuV	dBuV/m	dBuV/m	dB		dB
1	8465.379	12.08	37.73	55.32	41.03	35.52	54.00	-18.48	Average	0.00
2	9448.149	12.43	38.90	54.19	39.78	36.92	54.00	-17.08	Average	0.00
3	11172.560	14.73	39.45	53.45	38.03	38.76	54.00	-15.24	Average	0.00
4	13365.320	16.13	40.40	53.91	37.13	39.75	54.00	-14.25	Average	0.00
5	15488.110	16.88	38.91	53.90	36.24	38.13	54.00	-15.87	Average	0.00
6	pp17948.050	18.30	42.29	54.28	35.57	41.88	54.00	-12.12	Average	0.00

11a_TX_CH_60_Vertical-Peak

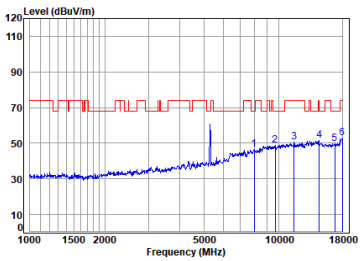

Condition: 3m VERTICAL
Job No : 00889AT/00890AT
Mode : 5300 TX RSE
: 5G Wi-Fi 11A

	Freq	Cable Loss	Ant Factor	Preamp Factor	Read Level	Level	Limit Line	Over Limit	Remark	Aux Factor
	MHz	dB	dB/m	dB	dBuV	dBuV/m	dBuV/m	dB		dB
1	7966.832	11.55	37.27	55.92	53.71	46.61	68.20	-21.59	Peak	0.00
2	9697.151	12.69	38.51	53.92	51.48	48.76	68.20	-19.44	Peak	0.00
3	11533.480	14.92	39.13	53.34	49.90	50.61	74.00	-23.39	Peak	0.00
4	pp14533.910	16.79	40.20	54.10	48.51	51.40	68.20	-16.80	Peak	0.00
5	16842.290	17.77	38.60	53.87	47.17	49.67	68.20	-18.53	Peak	0.00
6	18000.000	18.35	42.60	54.30	46.26	52.91	74.00	-21.09	Peak	0.00

11a_TX_CH_60_Vertical-Avg

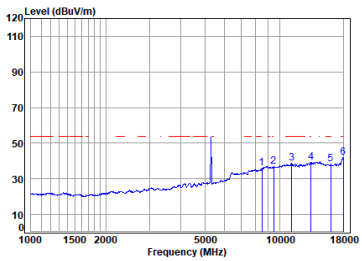

Condition: 3m VERTICAL
Job No : 00889AT/00890AT
Mode : 5300 TX RSE
: 5G Wi-Fi 11A

	Freq	Cable Loss	Ant Factor	Preamp Factor	Read Level	Level	Limit Line	Over Limit	Remark	Aux Factor
	MHz	dB	dB/m	dB	dBuV	dBuV/m	dBuV/m	dB		dB
1	8489.882	12.24	37.78	55.29	41.14	35.87	54.00	-18.13	Average	0.00
2	9448.149	12.43	38.90	54.19	39.71	36.85	54.00	-17.15	Average	0.00
3	11172.560	14.73	39.45	53.45	37.95	38.68	54.00	-15.32	Average	0.00
4	13365.320	16.13	40.40	53.91	36.70	39.32	54.00	-14.68	Average	0.00
5	16034.730	17.12	38.10	53.71	36.62	38.13	54.00	-15.87	Average	0.00
6	pp18000.000	18.35	42.60	54.30	35.37	42.02	54.00	-11.98	Average	0.00

Unless otherwise agreed in writing, this document is issued by the Company subject to its General Conditions of Service printed overleaf, available on request or accessible at https://www.sgs.com/en/Terms-and-Conditions. Attention is drawn to the limitation of liability, indemnification and jurisdiction issues defined therein. Any holder of this document is advised that information contained hereon reflects the Company's findings at the time of its intervention only and within the limits of Client's instructions, if any. The Company's sole responsibility is to its Client and this document does not exonerate parties to a transaction from exercising all their rights and obligations under the transaction documents. This document cannot be reproduced except in full, without prior written approval of the Company. Any unauthorized alteration, forgery or falsification of the content or appearance of this document is unlawful and offenders may be prosecuted to the fullest extent of the law. Unless otherwise stated the results shown in this test report refer only to the sample(s) tested and such sample(s) are retained for 30 days only.
Attention: To check the authenticity of testing /inspection report & certificate, please contact us at telephone: (86-755) 8307 1443, or email: CN.Doccheck@sgs.com
SGS-CSTC Standards Technical Services Co., Ltd. Shenzhen Branch Electrical Laboratory
No.1 Workshop, M-10, Middle Section, Science & Technology Park, Nanshan District, Shenzhen, Guangdong, China 518057 t (86-755) 26012053 f (86-755) 26710594 www.sgsgroup.com.cn
中国·广东·深圳市南山区科技园中区M-10栋1号厂房 邮编:518057 t (86-755) 26012053 f (86-755) 26710594 sgs.china@sgs.com
Member of the SGS Group (SGS SA)

11a_TX_CH_64_Horizontal-Peak

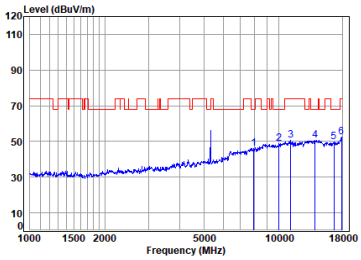

Condition: 3m HORIZONTAL
Job No : 00889AT/00890AT
Mode : 5320 TX RSE
: 5G Wi-Fi 11A

	Freq	Cable Loss	Ant Factor	Preamp Factor	Read Level	Level	Limit Line	Over Limit	Remark	Aux Factor
	MHz	dB	dB/m	dB	dBuV	dBuV/m	dBuV/m	dB		dB
1	7943.838	11.55	37.30	55.93	53.18	46.10	68.20	-22.10	Peak	0.00
2	10010.420	13.04	38.90	53.60	50.29	48.63	68.20	-19.57	Peak	0.00
3	11172.560	14.73	39.45	53.45	50.10	50.83	74.00	-23.17	Peak	0.00
4	pp13997.930	16.46	40.59	54.10	47.80	50.75	68.20	-17.45	Peak	0.00
5	16696.880	17.59	38.50	53.84	47.34	49.59	68.20	-18.61	Peak	0.00
6	17896.250	18.25	41.97	54.26	46.73	52.69	74.00	-21.31	Peak	0.00

11a_TX_CH_64_Horizontal-Avg

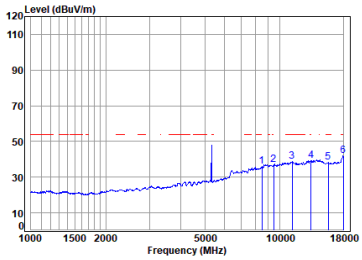

Condition: 3m HORIZONTAL
Job No : 00889AT/00890AT
Mode : 5320 TX RSE
: 5G Wi-Fi 11A

	Freq	Cable Loss	Ant Factor	Preamp Factor	Read Level	Level	Limit Line	Over Limit	Remark	Aux Factor
	MHz	dB	dB/m	dB	dBuV	dBuV/m	dBuV/m	dB		dB
1	8489.882	12.24	37.78	55.29	41.39	36.12	54.00	-17.88	Average	0.00
2	9448.149	12.43	38.90	54.19	39.72	36.86	54.00	-17.14	Average	0.00
3	11204.900	14.75	39.50	53.44	37.77	38.58	54.00	-15.42	Average	0.00
4	13365.320	16.13	40.40	53.91	36.72	39.34	54.00	-14.66	Average	0.00
5	15668.210	17.24	38.66	53.83	36.39	38.46	54.00	-15.54	Average	0.00
6	pp18000.000	18.35	42.60	54.30	35.41	42.06	54.00	-11.94	Average	0.00

11a_TX_CH_64_Vertical-Peak

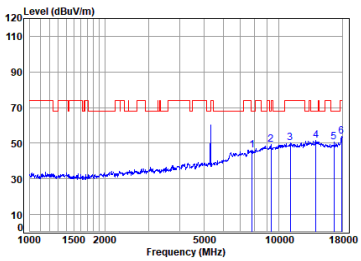

Condition: 3m VERTICAL
Job No : 00889AT/00890AT
Mode : 5320 TX RSE
: 5G Wi-Fi 11A

	Freq	Cable Loss	Ant Factor	Preamp Factor	Read Level	Level	Limit Line	Over Limit	Remark	Aux Factor
	MHz	dB	dB/m	dB	dBuV	dBuV/m	dBuV/m	dB		dB
1	7807.262	11.33	37.01	56.01	53.74	46.07	68.20	-22.13	Peak	0.00
2	9312.588	12.19	38.70	54.34	52.58	49.13	74.00	-24.87	Peak	0.00
3	11140.310	14.70	39.38	53.46	49.66	50.28	74.00	-23.72	Peak	0.00
4	pp14119.830	16.45	40.42	54.10	48.63	51.40	68.20	-16.80	Peak	0.00
5	16696.880	17.59	38.50	53.84	48.31	50.56	68.20	-17.64	Peak	0.00
6	17896.250	18.25	41.97	54.26	48.03	53.99	74.00	-20.01	Peak	0.00

11a_TX_CH_64_Vertical-Avg

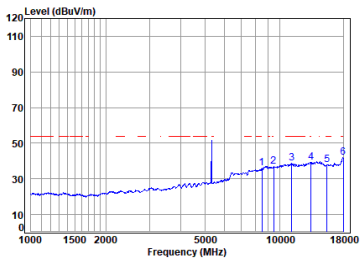

Condition: 3m VERTICAL
Job No : 00889AT/00890AT
Mode : 5320 TX RSE
: 5G Wi-Fi 11A

	Freq	Cable Loss	Ant Factor	Preamp Factor	Read Level	Level	Limit Line	Over Limit	Remark	Aux Factor
	MHz	dB	dB/m	dB	dBuV	dBuV/m	dBuV/m	dB		dB
1	8489.882	12.24	37.78	55.29	41.35	36.08	54.00	-17.92	Average	0.00
2	9448.149	12.43	38.90	54.19	39.86	37.00	54.00	-17.00	Average	0.00
3	11172.560	14.73	39.45	53.45	38.11	38.84	54.00	-15.16	Average	0.00
4	13365.320	16.13	40.40	53.91	36.64	39.26	54.00	-14.74	Average	0.00
5	15488.110	16.88	38.91	53.90	36.19	38.08	54.00	-15.92	Average	0.00
6	pp18000.000	18.35	42.60	54.30	35.38	42.03	54.00	-11.97	Average	0.00

SGS-CSTC Standards Technical Services Co., Ltd.
Shenzhen Branch Electromagnetic Compatibility Laboratory

Unless otherwise agreed in writing, this document is issued by the Company subject to its General Conditions of Service printed overleaf, available on request or accessible at https://www.sgs.com/en/Terms-and-Conditions. Attention is drawn to the limitation of liability, indemnification and jurisdiction issues defined therein. Any holder of this document is advised that information contained hereon reflects the Company's findings at the time of its intervention only and within the limits of Client's instructions, if any. The Company's sole responsibility is to its Client and this document does not exonerate parties to a transaction from exercising all their rights and obligations under the transaction documents. This document cannot be reproduced except in full, without prior written approval of the Company. Any unauthorized alteration, forgery or falsification of the content or appearance of this document is unlawful and offenders may be prosecuted to the fullest extent of the law. Unless otherwise stated the results shown in this test report refer only to the sample(s) tested and such sample(s) are retained for 30 days only.
Attention: To check the authenticity of testing /inspection report & certificate, please contact us at telephone: (86-755) 8307 1443, or email: CN.Doccheck@sgs.com
No.1 Workshop, M-10, Middle Section, Science & Technology Park, Nanshan District, Shenzhen, Guangdong, China 518057 t (86-755) 26012053 f (86-755) 26710594 www.sgsgroup.com.cn
中国·广东·深圳市南山区科技园中区M-10栋1号厂房 邮编:518057 t (86-755) 26012053 f (86-755) 26710594 sgs.china@sgs.com
Member of the SGS Group (SGS SA)

11ax_20M_TX_CH_52_Horizontal-Peak

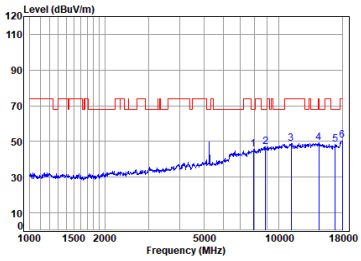

Condition: 3m HORIZONTAL
Job No : 00889AT/00890AT
Mode : 5260 TX RSE
: 5G Wi-Fi 11AX20

	Freq	Cable Loss	Ant Factor	Preamp Factor	Read Level	Level	Limit Line	Over Limit	Remark	Aux Factor
	MHz	dB	dB/m	dB	dBuV	dBuV/m	dBuV/m	dB		dB
1	7920.911	11.54	37.30	55.94	52.87	45.77	68.20	-22.43	Peak	0.00
2	8866.062	12.23	38.40	54.85	51.43	47.21	68.20	-20.99	Peak	0.00
3	11204.900	14.75	39.50	53.44	48.10	48.91	74.00	-25.09	Peak	0.00
4	14491.960	17.07	40.22	54.10	46.25	49.44	74.00	-24.56	Peak	0.00
5	pp16891.040	18.12	38.60	53.88	45.60	48.44	68.20	-19.76	Peak	0.00
6	18000.000	18.35	42.60	54.30	44.07	50.72	74.00	-23.28	Peak	0.00

11ax_20M_TX_CH_52_Horizontal-Avg

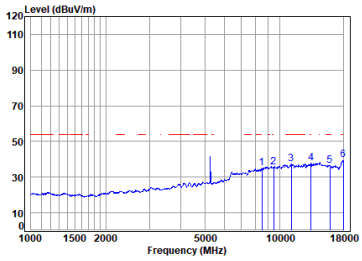

Condition: 3m HORIZONTAL
Job No : 00889AT/00890AT
Mode : 5260 TX RSE
: 5G Wi-Fi 11AX20

	Freq	Cable Loss	Ant Factor	Preamp Factor	Read Level	Level	Limit Line	Over Limit	Remark	Aux Factor
	MHz	dB	dB/m	dB	dBuV	dBuV/m	dBuV/m	dB		dB
1	8489.882	12.24	37.78	55.29	40.22	34.95	54.00	-19.05	Average	0.00
2	9448.149	12.43	38.90	54.19	38.55	35.69	54.00	-18.31	Average	0.00
3	11140.310	14.70	39.38	53.46	36.73	37.35	54.00	-16.65	Average	0.00
4	13365.320	16.13	40.40	53.91	35.10	37.72	54.00	-16.28	Average	0.00
5	15896.290	17.27	38.41	53.74	34.53	36.47	54.00	-17.53	Average	0.00
6	pp18000.000	18.35	42.60	54.30	32.82	39.47	54.00	-14.53	Average	0.00

11ax_20M_TX_CH_52_Vertical-Peak

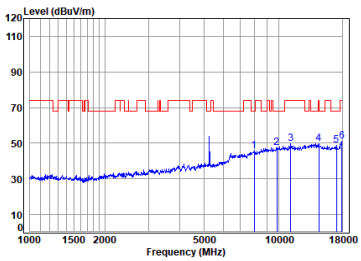

Condition: 3m VERTICAL
Job No : 00889AT/00890AT
Mode : 5260 TX RSE
: 5G Wi-Fi 11AX20

	Freq	Cable Loss	Ant Factor	Preamp Factor	Read Level	Level	Limit Line	Over Limit	Remark	Aux Factor
	MHz	dB	dB/m	dB	dBuV	dBuV/m	dBuV/m	dB		dB
1	7989.893	11.56	37.22	55.91	52.87	45.74	68.20	-22.46	Peak	0.00
2	9838.312	12.98	38.50	53.77	49.75	47.46	68.20	-20.74	Peak	0.00
3	11172.560	14.73	39.45	53.45	49.00	49.73	74.00	-24.27	Peak	0.00
4	14491.960	17.07	40.22	54.10	46.77	49.96	74.00	-24.04	Peak	0.00
5	pp17087.460	18.42	38.89	53.94	45.43	48.80	68.20	-19.40	Peak	0.00
6	17948.050	18.30	42.29	54.28	45.00	51.31	74.00	-22.69	Peak	0.00

11ax_20M_TX_CH_52_Vertical-Avg

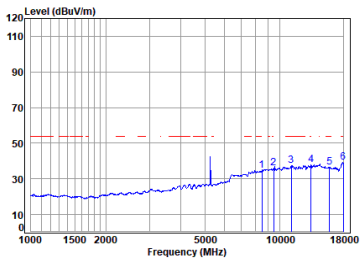

Condition: 3m VERTICAL
Job No : 00889AT/00890AT
Mode : 5260 TX RSE
: 5G Wi-Fi 11AX20

	Freq	Cable Loss	Ant Factor	Preamp Factor	Read Level	Level	Limit Line	Over Limit	Remark	Aux Factor
	MHz	dB	dB/m	dB	dBuV	dBuV/m	dBuV/m	dB		dB
1	8489.882	12.24	37.78	55.29	40.12	34.85	54.00	-19.15	Average	0.00
2	9448.149	12.43	38.90	54.19	38.73	35.87	54.00	-18.13	Average	0.00
3	11140.310	14.70	39.38	53.46	36.93	37.55	54.00	-16.45	Average	0.00
4	13365.320	16.13	40.40	53.91	35.17	37.79	54.00	-16.21	Average	0.00
5	15850.410	17.16	38.50	53.76	34.47	36.37	54.00	-17.63	Average	0.00
6	pp18000.000	18.35	42.60	54.30	32.75	39.40	54.00	-14.60	Average	0.00

Unless otherwise agreed in writing, this document is issued by the Company subject to its General Conditions of Service printed overleaf, available on request or accessible at https://www.sgs.com/en/Terms-and-Conditions. Attention is drawn to the limitation of liability, indemnification and jurisdiction issues defined therein. Any holder of this document is advised that information contained hereon reflects the Company's findings at the time of its intervention only and within the limits of Client's instructions, if any. The Company's sole responsibility is to its Client and this document does not exonerate parties to a transaction from exercising all their rights and obligations under the transaction documents. This document cannot be reproduced except in full, without prior written approval of the Company. Any unauthorized alteration, forgery or falsification of the content or appearance of this document is unlawful and offenders may be prosecuted to the fullest extent of the law. Unless otherwise stated the results shown in this test report refer only to the sample(s) tested and such sample(s) are retained for 30 days only.
Attention: To check the authenticity of testing /inspection report & certificate, please contact us at telephone: (86-755) 8307 1443, or email: CN.Doccheck@sgs.com
SGS-CSTC Standards Technical Services Co., Ltd. Shenzhen Branch Laboratory
No.1 Workshop, M-10, Middle Section, Science & Technology Park, Nanshan District, Shenzhen, Guangdong, China 518057 t (86-755) 26012053 f (86-755) 26710594 www.sgsgroup.com.cn
中国·广东·深圳市南山区科技园中区M-10栋1号厂房 邮编: 518057 t (86-755) 26012053 f (86-755) 26710594 sgs.china@sgs.com
Member of the SGS Group (SGS SA)

11ax_20M_TX_CH_60_Horizontal-Peak

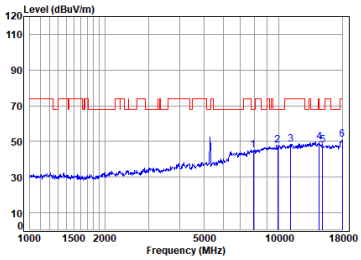

Condition: 3m HORIZONTAL
Job No : 00889AT/00890AT
Mode : 5300 TX RSE
: 5G Wi-Fi 11AX20

	Freq	Cable Loss	Ant Factor	Preamp Factor	Read Level	Level	Limit Line	Over Limit	Remark	Aux Factor
	MHz	dB	dB/m	dB	dBuV	dBuV/m	dBuV/m	dB		dB
1	7920.911	11.54	37.30	55.94	52.31	45.21	68.20	-22.99	Peak	0.00
2	9923.991	12.85	38.65	53.68	50.16	47.98	68.20	-20.22	Peak	0.00
3	11172.560	14.73	39.45	53.45	47.75	48.48	74.00	-25.52	Peak	0.00
4	pp14533.910	16.79	40.20	54.10	46.74	49.63	68.20	-18.57	Peak	0.00
5	15046.850	16.65	39.45	54.08	45.79	47.81	68.20	-20.39	Peak	0.00
6	18000.000	18.35	42.60	54.30	44.23	50.88	74.00	-23.12	Peak	0.00

11ax_20M_TX_CH_60_Horizontal-Avg

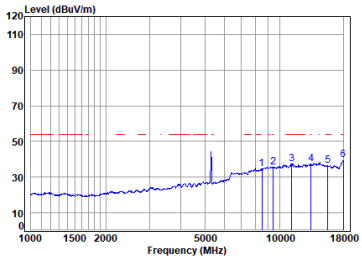

Condition: 3m HORIZONTAL
Job No : 00889AT/00890AT
Mode : 5300 TX RSE
: 5G Wi-Fi 11AX20

	Freq	Cable Loss	Ant Factor	Preamp Factor	Read Level	Level	Limit Line	Over Limit	Remark	Aux Factor
	MHz	dB	dB/m	dB	dBuV	dBuV/m	dBuV/m	dB		dB
1	8489.882	12.24	37.78	55.29	40.15	34.88	54.00	-19.12	Average	0.00
2	9420.880	12.35	38.84	54.22	38.71	35.68	54.00	-18.32	Average	0.00
3	11172.560	14.73	39.45	53.45	36.88	37.61	54.00	-16.39	Average	0.00
4	13365.320	16.13	40.40	53.91	34.83	37.45	54.00	-16.55	Average	0.00
5	15622.990	17.19	38.75	53.85	34.36	36.45	54.00	-17.55	Average	0.00
6	pp18000.000	18.35	42.60	54.30	32.83	39.48	54.00	-14.52	Average	0.00

11ax_20M_TX_CH_60_Vertical-Peak

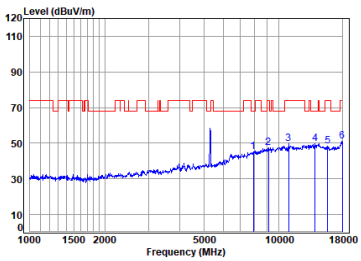

Condition: 3m VERTICAL
Job No : 00889AT/00890AT
Mode : 5300 TX RSE
: 5G Wi-Fi 11AX20

	Freq	Cable Loss	Ant Factor	Preamp Factor	Read Level	Level	Limit Line	Over Limit	Remark	Aux Factor
	MHz	dB	dB/m	dB	dBuV	dBuV/m	dBuV/m	dB		dB
1	7898.049	11.54	37.29	55.96	52.31	45.18	68.20	-23.02	Peak	0.00
2	9099.724	12.12	38.50	54.58	51.37	47.41	74.00	-26.59	Peak	0.00
3	10948.780	14.06	39.40	53.50	49.62	49.58	74.00	-24.42	Peak	0.00
4	pp13997.930	16.46	40.59	54.10	46.84	49.79	68.20	-18.41	Peak	0.00
5	15759.050	17.13	38.60	53.79	46.29	48.23	74.00	-25.77	Peak	0.00
6	18000.000	18.35	42.60	54.30	44.58	51.23	74.00	-22.77	Peak	0.00

11ax_20M_TX_CH_60_Vertical-Avg

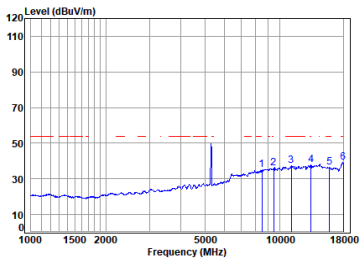

Condition: 3m VERTICAL
Job No : 00889AT/00890AT
Mode : 5300 TX RSE
: 5G Wi-Fi 11AX20

	Freq	Cable Loss	Ant Factor	Preamp Factor	Read Level	Level	Limit Line	Over Limit	Remark	Aux Factor
	MHz	dB	dB/m	dB	dBuV	dBuV/m	dBuV/m	dB		dB
1	8489.882	12.24	37.78	55.29	40.46	35.19	54.00	-18.81	Average	0.00
2	9448.149	12.43	38.90	54.19	38.80	35.94	54.00	-18.06	Average	0.00
3	11140.310	14.70	39.38	53.46	36.74	37.36	54.00	-16.64	Average	0.00
4	13365.320	16.13	40.40	53.91	35.13	37.75	54.00	-16.25	Average	0.00
5	15850.410	17.16	38.50	53.76	34.40	36.30	54.00	-17.70	Average	0.00
6	pp18000.000	18.35	42.60	54.30	32.76	39.41	54.00	-14.59	Average	0.00

Unless otherwise agreed in writing, this document is issued by the Company subject to its General Conditions of Service printed overleaf, available on request or accessible at https://www.sgs.com/en/Terms-and-Conditions. Attention is drawn to the limitation of liability, indemnification and jurisdiction issues defined therein. Any holder of this document is advised that information contained hereon reflects the Company's findings at the time of its intervention only and within the limits of Client's instructions, if any. The Company's sole responsibility is to its Client and this document does not exonerate parties to a transaction from exercising all their rights and obligations under the transaction documents. This document cannot be reproduced except in full, without prior written approval of the Company. Any unauthorized alteration, forgery or falsification of the content or appearance of this document is unlawful and offenders may be prosecuted to the fullest extent of the law. Unless otherwise stated the results shown in this test report refer only to the sample(s) tested and such sample(s) are retained for 30 days only.
Attention: To check the authenticity of testing /inspection report & certificate, please contact us at telephone: (86-755) 8307 1443, or email: CN.Doccheck@sgs.com
SGS-CSTC Standards Technical Services Co., Ltd. Shenzhen Branch Electrical Laboratory
No.1 Workshop, M-10, Middle Section, Science & Technology Park, Nanshan District, Shenzhen, Guangdong, China 518057 t (86-755) 26012053 f (86-755) 26710594 www.sgsgroup.com.cn
中国·广东·深圳市南山区科技园中区M-10栋1号厂房 邮编: 518057 t (86-755) 26012053 f (86-755) 26710594 sgs.china@sgs.com
Member of the SGS Group (SGS SA)

11ax_20M_TX_CH_64_Horizontal-Peak

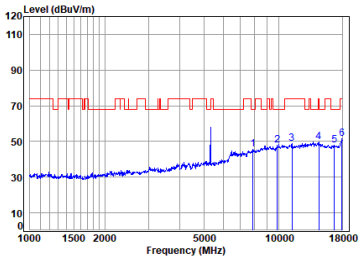

Condition: 3m HORIZONTAL
Job No : 00889AT/00890AT
Mode : 5320 TX RSE
: 5G Wi-Fi 11AX20

	Freq	Cable Loss	Ant Factor	Preamp Factor	Read Level	Level	Limit Line	Over Limit	Remark	Aux Factor
	MHz	dB	dB/m	dB	dBuV	dBuV/m	dBuV/m	dB		dB
1	7875.254	11.48	37.20	55.97	52.95	45.66	68.20	-22.54	Peak	0.00
2	pp 9866.789	12.90	38.53	53.74	50.27	47.96	68.20	-20.24	Peak	0.00
3	11302.480	14.63	39.40	53.41	48.37	48.99	74.00	-25.01	Peak	0.00
4	14491.960	17.07	40.22	54.10	46.73	49.92	74.00	-24.08	Peak	0.00
5	16745.210	17.53	38.55	53.85	45.51	47.74	68.20	-20.46	Peak	0.00
6	17948.050	18.30	42.29	54.28	45.16	51.47	74.00	-22.53	Peak	0.00

11ax_20M_TX_CH_64_Horizontal-Avg

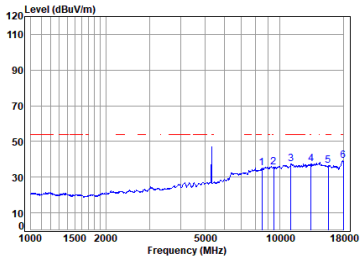

Condition: 3m HORIZONTAL
Job No : 00889AT/00890AT
Mode : 5320 TX RSE
: 5G Wi-Fi 11AX20

	Freq	Cable Loss	Ant Factor	Preamp Factor	Read Level	Level	Limit Line	Over Limit	Remark	Aux Factor
	MHz	dB	dB/m	dB	dBuV	dBuV/m	dBuV/m	dB		dB
1	8489.882	12.24	37.78	55.29	40.35	35.08	54.00	-18.92	Average	0.00
2	9448.149	12.43	38.90	54.19	38.50	35.64	54.00	-18.36	Average	0.00
3	11108.160	14.67	39.32	53.47	36.77	37.29	54.00	-16.71	Average	0.00
4	13365.320	16.13	40.40	53.91	35.01	37.63	54.00	-16.37	Average	0.00
5	15668.210	17.24	38.66	53.83	34.30	36.37	54.00	-17.63	Average	0.00
6	pp18000.000	18.35	42.60	54.30	32.71	39.36	54.00	-14.64	Average	0.00

11ax_20M_TX_CH_64_Vertical-Peak

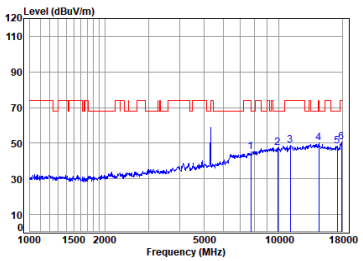

Condition: 3m VERTICAL
Job No : 00889AT/00890AT
Mode : 5320 TX RSE
: 5G Wi-Fi 11AX20

	Freq	Cable Loss	Ant Factor	Preamp Factor	Read Level	Level	Limit Line	Over Limit	Remark	Aux Factor
	MHz	dB	dB/m	dB	dBuV	dBuV/m	dBuV/m	dB		dB
1	7739.857	11.39	36.98	56.05	52.93	45.25	74.00	-28.75	Peak	0.00
2	9923.991	12.85	38.65	53.68	49.71	47.53	68.20	-20.67	Peak	0.00
3	11140.310	14.70	39.38	53.46	48.04	48.66	74.00	-25.34	Peak	0.00
4	14491.960	17.07	40.22	54.10	47.15	50.34	74.00	-23.66	Peak	0.00
5	pp17186.530	17.91	38.99	53.98	45.55	48.47	68.20	-19.73	Peak	0.00
6	17896.250	18.25	41.97	54.26	44.64	50.60	74.00	-23.40	Peak	0.00

11ax_20M_TX_CH_64_Vertical-Avg

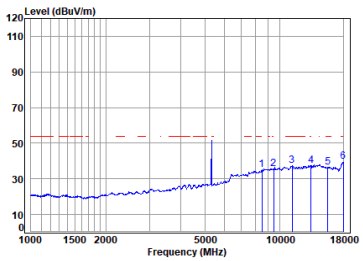

Condition: 3m VERTICAL
Job No : 00889AT/00890AT
Mode : 5320 TX RSE
: 5G Wi-Fi 11AX20

	Freq	Cable Loss	Ant Factor	Preamp Factor	Read Level	Level	Limit Line	Over Limit	Remark	Aux Factor
	MHz	dB	dB/m	dB	dBuV	dBuV/m	dBuV/m	dB		dB
1	8489.882	12.24	37.78	55.29	40.21	34.94	54.00	-19.06	Average	0.00
2	9448.149	12.43	38.90	54.19	38.62	35.76	54.00	-18.24	Average	0.00
3	11204.900	14.75	39.50	53.44	36.53	37.34	54.00	-16.66	Average	0.00
4	13365.320	16.13	40.40	53.91	34.80	37.42	54.00	-16.58	Average	0.00
5	15622.990	17.19	38.75	53.85	34.39	36.48	54.00	-17.52	Average	0.00
6	pp18000.000	18.35	42.60	54.30	33.11	39.76	54.00	-14.24	Average	0.00

SGS-CSTC Standards Technical Services Co., Ltd.
Shenzhen Branch Electromagnetic Compatibility Laboratory

Unless otherwise agreed in writing, this document is issued by the Company subject to its General Conditions of Service printed overleaf, available on request or accessible at https://www.sgs.com/en/Terms-and-Conditions. Attention is drawn to the limitation of liability, indemnification and jurisdiction issues defined therein. Any holder of this document is advised that information contained hereon reflects the Company's findings at the time of its intervention only and within the limits of Client's instructions, if any. The Company's sole responsibility is to its Client and this document does not exonerate parties to a transaction from exercising all their rights and obligations under the transaction documents. This document cannot be reproduced except in full, without prior written approval of the Company. Any unauthorized alteration, forgery or falsification of the content or appearance of this document is unlawful and offenders may be prosecuted to the fullest extent of the law. Unless otherwise stated the results shown in this test report refer only to the sample(s) tested and such sample(s) are retained for 30 days only.
Attention: To check the authenticity of testing /inspection report & certificate, please contact us at telephone: (86-755) 8307 1443, or email: CN.Doccheck@sgs.com
No.1 Workshop, M-10, Middle Section, Science & Technology Park, Nanshan District, Shenzhen, Guangdong, China 518057 t (86-755) 26012053 f (86-755) 26710594 www.sgsgroup.com.cn
中国·广东·深圳市南山区科技园中区M-10栋1号厂房 邮编:518057 t (86-755) 26012053 f (86-755) 26710594 sgs.china@sgs.com
Member of the SGS Group (SGS SA)

11a_TX_CH_100_Horizontal-Peak

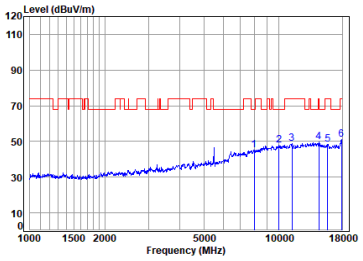

Condition: 3m HORIZONTAL
Job No : 00889AT/00890AT
Mode : 5500 TX RSE
: 5G Wi-Fi 11A

	Freq	Cable Loss	Ant Factor	Preamp Factor	Read Level	Level	Limit Line	Over Limit	Remark	Aux Factor
	MHz	dB	dB/m	dB	dBuV	dBuV/m	dBuV/m	dB		dB
1	7989.893	11.56	37.22	55.91	52.40	45.27	68.20	-22.93	Peak	0.00
2	pp10010.420	13.04	38.90	53.60	49.37	47.71	68.20	-20.49	Peak	0.00
3	11302.480	14.63	39.40	53.41	48.03	48.65	74.00	-25.35	Peak	0.00
4	14491.960	17.07	40.22	54.10	46.61	49.80	74.00	-24.20	Peak	0.00
5	15713.560	17.24	38.60	53.81	46.30	48.33	74.00	-25.67	Peak	0.00
6	17896.250	18.25	41.97	54.26	45.15	51.11	74.00	-22.89	Peak	0.00

11a_TX_CH_100_Horizontal-Avg

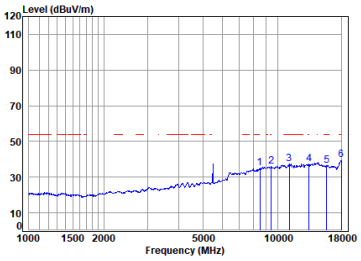

Condition: 3m HORIZONTAL
Job No : 00889AT/00890AT
Mode : 5500 TX RSE
: 5G Wi-Fi 11A

	Freq	Cable Loss	Ant Factor	Preamp Factor	Read Level	Level	Limit Line	Over Limit	Remark	Aux Factor
	MHz	dB	dB/m	dB	dBuV	dBuV/m	dBuV/m	dB		dB
1	8489.882	12.24	37.78	55.29	40.24	34.97	54.00	-19.03	Average	0.00
2	9420.880	12.35	38.84	54.22	38.91	35.88	54.00	-18.12	Average	0.00
3	11140.310	14.70	39.38	53.46	36.76	37.38	54.00	-16.62	Average	0.00
4	13365.320	16.13	40.40	53.91	34.93	37.55	54.00	-16.45	Average	0.00
5	15713.560	17.24	38.60	53.81	34.48	36.51	54.00	-17.49	Average	0.00
6	pp18000.000	18.35	42.60	54.30	33.06	39.71	54.00	-14.29	Average	0.00

11a_TX_CH_100_Vertical-Peak

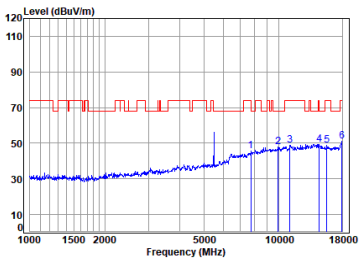

Condition: 3m VERTICAL
Job No : 00889AT/00890AT
Mode : 5500 TX RSE
: 5G Wi-Fi 11A

	Freq	Cable Loss	Ant Factor	Preamp Factor	Read Level	Level	Limit Line	Over Limit	Remark	Aux Factor
	MHz	dB	dB/m	dB	dBuV	dBuV/m	dBuV/m	dB		dB
1	7717.518	11.43	36.94	56.06	53.28	45.59	74.00	-28.41	Peak	0.00
2	9952.717	12.91	38.71	53.65	50.09	48.06	68.20	-20.14	Peak	0.00
3	11108.160	14.67	39.32	53.47	48.32	48.84	74.00	-25.16	Peak	0.00
4	pp14533.910	16.79	40.20	54.10	46.50	49.39	68.20	-18.81	Peak	0.00
5	15622.990	17.19	38.75	53.85	46.68	48.77	74.00	-25.23	Peak	0.00
6	17948.050	18.30	42.29	54.28	44.59	50.90	74.00	-23.10	Peak	0.00

11a_TX_CH_100_Vertical-Avg

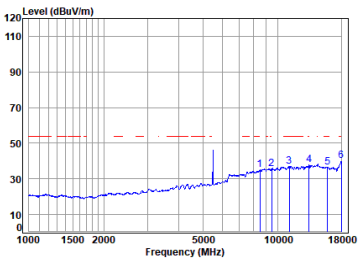

Condition: 3m VERTICAL
Job No : 00889AT/00890AT
Mode : 5500 TX RSE
: 5G Wi-Fi 11A

	Freq	Cable Loss	Ant Factor	Preamp Factor	Read Level	Level	Limit Line	Over Limit	Remark	Aux Factor
	MHz	dB	dB/m	dB	dBuV	dBuV/m	dBuV/m	dB		dB
1	8489.882	12.24	37.78	55.29	40.37	35.10	54.00	-18.90	Average	0.00
2	9448.149	12.43	38.90	54.19	38.37	35.51	54.00	-18.49	Average	0.00
3	11140.310	14.70	39.38	53.46	36.52	37.14	54.00	-16.86	Average	0.00
4	13365.320	16.13	40.40	53.91	35.07	37.69	54.00	-16.31	Average	0.00
5	15850.410	17.16	38.50	53.76	34.61	36.51	54.00	-17.49	Average	0.00
6	pp18000.000	18.35	42.60	54.30	33.30	39.95	54.00	-14.05	Average	0.00

SGS-CSTC Standards Technical Services Co., Ltd.
Shenzhen Branch Electromagnetic Compatibility Laboratory

Unless otherwise agreed in writing, this document is issued by the Company subject to its General Conditions of Service printed overleaf, available on request or accessible at https://www.sgs.com/en/Terms-and-Conditions. Attention is drawn to the limitation of liability, indemnification and jurisdiction issues defined therein. Any holder of this document is advised that information contained hereon reflects the Company's findings at the time of its intervention only and within the limits of Client's instructions, if any. The Company's sole responsibility is to its Client and this document does not exonerate parties to a transaction from exercising all their rights and obligations under the transaction documents. This document cannot be reproduced except in full, without prior written approval of the Company. Any unauthorized alteration, forgery or falsification of the content or appearance of this document is unlawful and offenders may be prosecuted to the fullest extent of the law. Unless otherwise stated the results shown in this test report refer only to the sample(s) tested and such sample(s) are retained for 30 days only.
Attention: To check the authenticity of testing /inspection report & certificate, please contact us at telephone: (86-755) 8307 1443, or email: CN.Doccheck@sgs.com
No.1 Workshop, M-10, Middle Section, Science & Technology Park, Nanshan District, Shenzhen, Guangdong, China 518057 t (86–755) 26012053 f (86–755) 26710594 www.sgsgroup.com.cn
中国·广东·深圳市南山区科技园中区M-10栋1号厂房 邮编: 518057 t (86–755) 26012053 f (86–755) 26710594 sgs.china@sgs.com
Member of the SGS Group (SGS SA)

11a_TX_CH_116_Horizontal-Peak

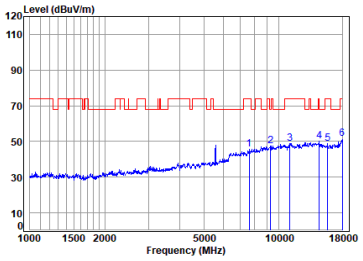

Condition: 3m HORIZONTAL
Job No : 00889AT/00890AT
Mode : 5580 TX RSE
: 5G Wi-Fi 11A

	Freq	Cable Loss	Ant Factor	Preamp Factor	Read Level	Level	Limit Line	Over Limit	Remark	Aux Factor
	MHz	dB	dB/m	dB	dBuV	dBuV/m	dBuV/m	dB		dB
1	7606.788	11.11	36.77	56.13	53.99	45.74	74.00	-28.26	Peak	0.00
2	9285.710	12.19	38.70	54.37	51.13	47.65	68.20	-20.55	Peak	0.00
3	11108.160	14.67	39.32	53.47	48.50	49.02	74.00	-24.98	Peak	0.00
4	pp14533.910	16.79	40.20	54.10	47.26	50.15	68.20	-18.05	Peak	0.00
5	15713.560	17.24	38.60	53.81	46.97	49.00	74.00	-25.00	Peak	0.00
6	18000.000	18.35	42.60	54.30	44.73	51.38	74.00	-22.62	Peak	0.00

11a_TX_CH_116_Horizontal-Avg

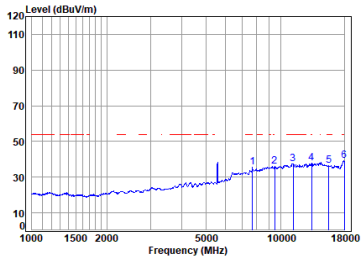

Condition: 3m HORIZONTAL
Job No : 00889AT/00890AT
Mode : 5580 TX RSE
: 5G Wi-Fi 11A

	Freq	Cable Loss	Ant Factor	Preamp Factor	Read Level	Level	Limit Line	Over Limit	Remark	Aux Factor
	MHz	dB	dB/m	dB	dBuV	dBuV/m	dBuV/m	dB		dB
1	7695.244	11.43	36.87	56.07	43.19	35.42	54.00	-18.58	Average	0.00
2	9448.149	12.43	38.90	54.19	38.92	36.06	54.00	-17.94	Average	0.00
3	11204.900	14.75	39.50	53.44	36.76	37.57	54.00	-16.43	Average	0.00
4	13326.750	16.37	40.28	53.90	34.94	37.69	54.00	-16.31	Average	0.00
5	15622.990	17.19	38.75	53.85	34.38	36.47	54.00	-17.53	Average	0.00
6	pp18000.000	18.35	42.60	54.30	32.66	39.31	54.00	-14.69	Average	0.00

11a_TX_CH_116_Vertical-Peak

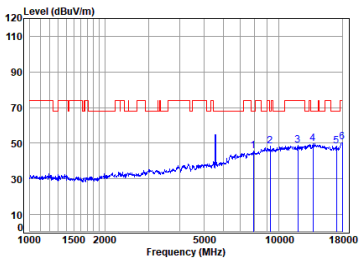

Condition: 3m VERTICAL
Job No : 00889AT/00890AT
Mode : 5580 TX RSE
: 5G Wi-Fi 11A

	Freq	Cable Loss	Ant Factor	Preamp Factor	Read Level	Level	Limit Line	Over Limit	Remark	Aux Factor
	MHz	dB	dB/m	dB	dBuV	dBuV/m	dBuV/m	dB		dB
1	7920.911	11.54	37.30	55.94	52.64	45.54	68.20	-22.66	Peak	0.00
2	9258.909	12.23	38.70	54.40	51.78	48.31	68.20	-19.89	Peak	0.00
3	11940.540	14.77	39.12	53.22	48.09	48.76	74.00	-25.24	Peak	0.00
4	pp13757.270	16.15	40.30	54.03	47.33	49.75	68.20	-18.45	Peak	0.00
5	17087.460	18.42	38.89	53.94	45.22	48.59	68.20	-19.61	Peak	0.00
6	18000.000	18.35	42.60	54.30	43.89	50.54	74.00	-23.46	Peak	0.00

11a_TX_CH_116_Vertical-Avg

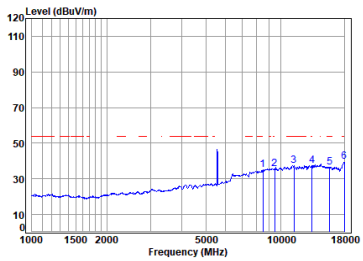

Condition: 3m VERTICAL
Job No : 00889AT/00890AT
Mode : 5580 TX RSE
: 5G Wi-Fi 11A

	Freq	Cable Loss	Ant Factor	Preamp Factor	Read Level	Level	Limit Line	Over Limit	Remark	Aux Factor
	MHz	dB	dB/m	dB	dBuV	dBuV/m	dBuV/m	dB		dB
1	8489.882	12.24	37.78	55.29	40.47	35.20	54.00	-18.80	Average	0.00
2	9448.149	12.43	38.90	54.19	38.50	35.64	54.00	-18.36	Average	0.00
3	11302.480	14.63	39.40	53.41	36.72	37.34	54.00	-16.66	Average	0.00
4	13365.320	16.13	40.40	53.91	35.01	37.63	54.00	-16.37	Average	0.00
5	15713.560	17.24	38.60	53.81	34.50	36.53	54.00	-17.47	Average	0.00
6	pp18000.000	18.35	42.60	54.30	33.15	39.80	54.00	-14.20	Average	0.00

Unless otherwise agreed in writing, this document is issued by the Company subject to its General Conditions of Service printed overleaf, available on request or accessible at https://www.sgs.com/en/Terms-and-Conditions. Attention is drawn to the limitation of liability, indemnification and jurisdiction issues defined therein. Any holder of this document is advised that information contained hereon reflects the Company's findings at the time of its intervention only and within the limits of Client's instructions, if any. The Company's sole responsibility is to its Client and this document does not exonerate parties to a transaction from exercising all their rights and obligations under the transaction documents. This document cannot be reproduced except in full, without prior written approval of the Company. Any unauthorized alteration, forgery or falsification of the content or appearance of this document is unlawful and offenders may be prosecuted to the fullest extent of the law. Unless otherwise stated the results shown in this test report refer only to the sample(s) tested and such sample(s) are retained for 30 days only.
Attention: To check the authenticity of testing /inspection report & certificate, please contact us at telephone: (86-755) 8307 1443, or email: CN.Doccheck@sgs.com
SGS-CSTC Standards Technical Services Co., Ltd. Shenzhen Branch Electromagnetic Compatibility Laboratory
No.1 Workshop, M-10, Middle Section, Science & Technology Park, Nanshan District, Shenzhen, Guangdong, China 518057 t (86-755) 26012053 f (86-755) 26710594 www.sgsgroup.com.cn
中国・广东・深圳市南山区科技园中区M-10栋1号厂房 邮编: 518057 t (86-755) 26012053 f (86-755) 26710594 sgs.china@sgs.com
Member of the SGS Group (SGS SA)

11a_TX_CH_140_Horizontal-Peak

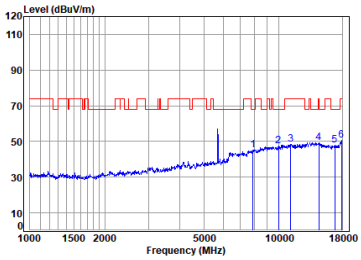

Condition: 3m HORIZONTAL
Job No : 00889AT/00890AT
Mode : 5700 TX RSE
: 5G Wi-Fi 11A

	Freq	Cable Loss	Ant Factor	Preamp Factor	Read Level	Level	Limit Line	Over Limit	Remark	Aux Factor
	MHz	dB	dB/m	dB	dBuV	dBuV/m	dBuV/m	dB		dB
1	7875.254	11.48	37.20	55.97	52.61	45.32	68.20	-22.88	Peak	0.00
2	9981.525	12.97	38.83	53.62	49.40	47.58	68.20	-20.62	Peak	0.00
3	11172.560	14.73	39.45	53.45	47.85	48.58	74.00	-25.42	Peak	0.00
4	14491.960	17.07	40.22	54.10	46.11	49.30	74.00	-24.70	Peak	0.00
5	pp16793.680	17.47	38.59	53.86	45.60	47.80	68.20	-20.40	Peak	0.00
6	17896.250	18.25	41.97	54.26	44.83	50.79	74.00	-23.21	Peak	0.00

11a_TX_CH_140_Horizontal-Avg

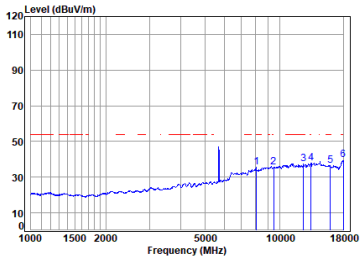

Condition: 3m HORIZONTAL
Job No : 00889AT/00890AT
Mode : 5700 TX RSE
: 5G Wi-Fi 11A

	Freq	Cable Loss	Ant Factor	Preamp Factor	Read Level	Level	Limit Line	Over Limit	Remark	Aux Factor
	MHz	dB	dB/m	dB	dBuV	dBuV/m	dBuV/m	dB		dB
1	8059.475	11.49	37.38	55.82	42.71	35.76	54.00	-18.24	Average	0.00
2	9448.149	12.43	38.90	54.19	38.41	35.55	54.00	-18.45	Average	0.00
3	12469.610	15.43	39.30	53.49	36.07	37.31	54.00	-16.69	Average	0.00
4	13365.320	16.13	40.40	53.91	35.16	37.78	54.00	-16.22	Average	0.00
5	15988.450	17.16	38.22	53.70	34.96	36.64	54.00	-17.36	Average	0.00
6	pp18000.000	18.35	42.60	54.30	32.90	39.55	54.00	-14.45	Average	0.00

11a_TX_CH_140_Vertical-Peak

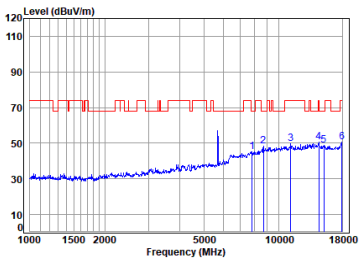

Condition: 3m VERTICAL
Job No : 00889AT/00890AT
Mode : 5700 TX RSE
: 5G Wi-Fi 11A

	Freq	Cable Loss	Ant Factor	Preamp Factor	Read Level	Level	Limit Line	Over Limit	Remark	Aux Factor
	MHz	dB	dB/m	dB	dBuV	dBuV/m	dBuV/m	dB		dB
1	7807.262	11.33	37.01	56.01	53.05	45.38	68.20	-22.82	Peak	0.00
2	8688.480	12.08	38.28	55.06	53.15	48.45	68.20	-19.75	Peak	0.00
3	11172.560	14.73	39.45	53.45	48.99	49.72	74.00	-24.28	Peak	0.00
4	14491.960	17.07	40.22	54.10	47.59	50.78	74.00	-23.22	Peak	0.00
5	pp15177.890	16.70	39.32	54.03	46.68	48.67	68.20	-19.53	Peak	0.00
6	17948.050	18.30	42.29	54.28	44.37	50.68	74.00	-23.32	Peak	0.00

11a_TX_CH_140_Vertical-Avg

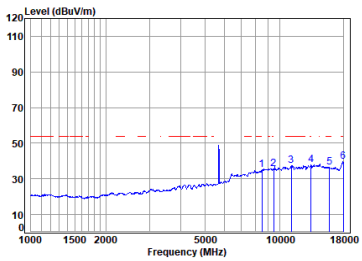

Condition: 3m VERTICAL
Job No : 00889AT/00890AT
Mode : 5700 TX RSE
: 5G Wi-Fi 11A

	Freq	Cable Loss	Ant Factor	Preamp Factor	Read Level	Level	Limit Line	Over Limit	Remark	Aux Factor
	MHz	dB	dB/m	dB	dBuV	dBuV/m	dBuV/m	dB		dB
1	8489.882	12.24	37.78	55.29	40.21	34.94	54.00	-19.06	Average	0.00
2	9448.149	12.43	38.90	54.19	38.58	35.72	54.00	-18.28	Average	0.00
3	11140.310	14.70	39.38	53.46	36.79	37.41	54.00	-16.59	Average	0.00
4	13365.320	16.13	40.40	53.91	35.25	37.87	54.00	-16.13	Average	0.00
5	15850.410	17.16	38.50	53.76	34.58	36.48	54.00	-17.52	Average	0.00
6	pp18000.000	18.35	42.60	54.30	33.08	39.73	54.00	-14.27	Average	0.00

Unless otherwise agreed in writing, this document is issued by the Company subject to its General Conditions of Service printed overleaf, available on request or accessible at https://www.sgs.com/en/Terms-and-Conditions. Attention is drawn to the limitation of liability, indemnification and jurisdiction issues defined therein. Any holder of this document is advised that information contained hereon reflects the Company's findings at the time of its intervention only and within the limits of Client's instructions, if any. The Company's sole responsibility is to its Client and this document does not exonerate parties to a transaction from exercising all their rights and obligations under the transaction documents. This document cannot be reproduced except in full, without prior written approval of the Company. Any unauthorized alteration, forgery or falsification of the content or appearance of this document is unlawful and offenders may be prosecuted to the fullest extent of the law. Unless otherwise stated the results shown in this test report refer only to the sample(s) tested and such sample(s) are retained for 30 days only.
Attention: To check the authenticity of testing /inspection report & certificate, please contact us at telephone: (86-755) 8307 1443, or email: CN.Doccheck@sgs.com
SGS-CSTC Standards Technical Services Co., Ltd. Shenzhen Branch Electrical Laboratory
No.1 Workshop, M-10, Middle Section, Science & Technology Park, Nanshan District, Shenzhen, Guangdong, China 518057 t (86-755) 26012053 f (86-755) 26710594 www.sgsgroup.com.cn
中国·广东·深圳市南山区科技园中区M-10栋1号厂房 邮编: 518057 t (86-755) 26012053 f (86-755) 26710594 sgs.china@sgs.com
Member of the SGS Group (SGS SA)

11ax_20M_TX_CH_100_Horizontal-Peak

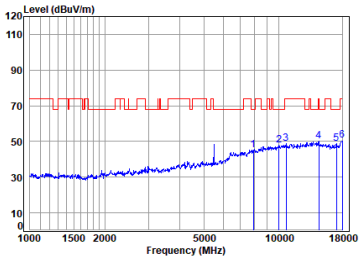

Condition: 3m HORIZONTAL
Job No : 00889AT/00890AT
Mode : 5500 TX RSE
: 5G Wi-Fi 11AX20

	Freq	Cable Loss	Ant Factor	Preamp Factor	Read Level	Level	Limit Line	Over Limit	Remark	Aux Factor
	MHz	dB	dB/m	dB	dBuV	dBuV/m	dBuV/m	dB		dB
1	7920.911	11.54	37.30	55.94	52.43	45.33	68.20	-22.87	Peak	0.00
2	10010.420	13.04	38.90	53.60	49.37	47.71	68.20	-20.49	Peak	0.00
3	10698.510	14.03	39.30	53.53	49.15	48.95	74.00	-25.05	Peak	0.00
4	14491.960	17.07	40.22	54.10	47.23	50.42	74.00	-23.58	Peak	0.00
5	pp17087.460	18.42	38.89	53.94	45.24	48.61	68.20	-19.59	Peak	0.00
6	18000.000	18.35	42.60	54.30	44.20	50.85	74.00	-23.15	Peak	0.00

11ax_20M_TX_CH_100_Horizontal-Avg

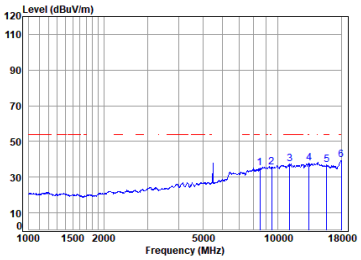

Condition: 3m HORIZONTAL
Job No : 00889AT/00890AT
Mode : 5500 TX RSE
: 5G Wi-Fi 11AX20

	Freq	Cable Loss	Ant Factor	Preamp Factor	Read Level	Level	Limit Line	Over Limit	Remark	Aux Factor
	MHz	dB	dB/m	dB	dBuV	dBuV/m	dBuV/m	dB		dB
1	8489.882	12.24	37.78	55.29	40.31	35.04	54.00	-18.96	Average	0.00
2	9448.149	12.43	38.90	54.19	38.67	35.81	54.00	-18.19	Average	0.00
3	11172.560	14.73	39.45	53.45	36.62	37.35	54.00	-16.65	Average	0.00
4	13365.320	16.13	40.40	53.91	35.07	37.69	54.00	-16.31	Average	0.00
5	15713.560	17.24	38.60	53.81	34.72	36.75	54.00	-17.25	Average	0.00
6	pp18000.000	18.35	42.60	54.30	33.08	39.73	54.00	-14.27	Average	0.00

11ax_20M_TX_CH_100_Vertical-Peak

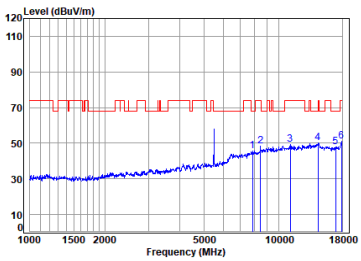

Condition: 3m VERTICAL
Job No : 00889AT/00890AT
Mode : 5500 TX RSE
: 5G Wi-Fi 11AX20

	Freq	Cable Loss	Ant Factor	Preamp Factor	Read Level	Level	Limit Line	Over Limit	Remark	Aux Factor
	MHz	dB	dB/m	dB	dBuV	dBuV/m	dBuV/m	dB		dB
1	7852.524	11.43	37.11	55.98	53.22	45.78	68.20	-22.42	Peak	0.00
2	8440.945	11.91	37.66	55.35	54.21	48.43	74.00	-25.57	Peak	0.00
3	11140.310	14.70	39.38	53.46	48.71	49.33	74.00	-24.67	Peak	0.00
4	pp14408.430	16.88	40.38	54.10	47.06	50.22	68.20	-17.98	Peak	0.00
5	16939.940	18.14	38.68	53.89	45.06	47.99	68.20	-20.21	Peak	0.00
6	17896.250	18.25	41.97	54.26	45.05	51.01	74.00	-22.99	Peak	0.00

11ax_20M_TX_CH_100_Vertical-Avg

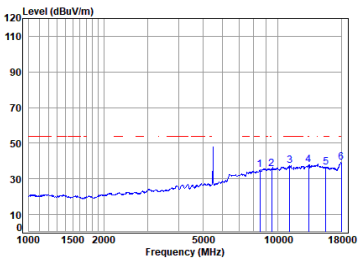

Condition: 3m VERTICAL
Job No : 00889AT/00890AT
Mode : 5500 TX RSE
: 5G Wi-Fi 11AX20

	Freq	Cable Loss	Ant Factor	Preamp Factor	Read Level	Level	Limit Line	Over Limit	Remark	Aux Factor
	MHz	dB	dB/m	dB	dBuV	dBuV/m	dBuV/m	dB		dB
1	8489.882	12.24	37.78	55.29	40.25	34.98	54.00	-19.02	Average	0.00
2	9448.149	12.43	38.90	54.19	38.54	35.68	54.00	-18.32	Average	0.00
3	11172.560	14.73	39.45	53.45	36.62	37.35	54.00	-16.65	Average	0.00
4	13326.750	16.37	40.28	53.90	35.00	37.75	54.00	-16.25	Average	0.00
5	15622.990	17.19	38.75	53.85	34.38	36.47	54.00	-17.53	Average	0.00
6	pp18000.000	18.35	42.60	54.30	32.74	39.39	54.00	-14.61	Average	0.00

Unless otherwise agreed in writing, this document is issued by the Company subject to its General Conditions of Service printed overleaf, available on request or accessible at https://www.sgs.com/en/Terms-and-Conditions. Attention is drawn to the limitation of liability, indemnification and jurisdiction issues defined therein. Any holder of this document is advised that information contained hereon reflects the Company's findings at the time of its intervention only and within the limits of Client's instructions, if any. The Company's sole responsibility is to its Client and this document does not exonerate parties to a transaction from exercising all their rights and obligations under the transaction documents. This document cannot be reproduced except in full, without prior written approval of the Company. Any unauthorized alteration, forgery or falsification of the content or appearance of this document is unlawful and offenders may be prosecuted to the fullest extent of the law. Unless otherwise stated the results shown in this test report refer only to the sample(s) tested and such sample(s) are retained for 30 days only.
Attention: To check the authenticity of testing /inspection report & certificate, please contact us at telephone: (86-755) 8307 1443, or email: CN.Doccheck@sgs.com
SGS-CSTC Standards Technical Services Co., Ltd. Shenzhen Branch Electromagnetic Compatibility Laboratory
No.1 Workshop, M-10, Middle Section, Science & Technology Park, Nanshan District, Shenzhen, Guangdong, China 518057 t (86-755) 26012053 f (86-755) 26710594 www.sgsgroup.com.cn
中国·广东·深圳市南山区科技园中区M-10栋1号厂房 邮编:518057 t (86-755) 26012053 f (86-755) 26710594 sgs.china@sgs.com
Member of the SGS Group (SGS SA)

11ax_20M_TX_CH_116_Horizontal-Peak

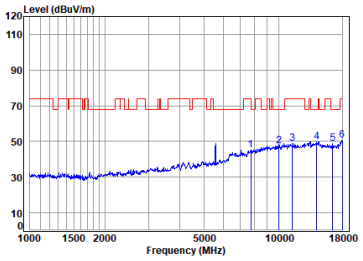

Condition: 3m HORIZONTAL
Job No : 00889AT/00890AT
Mode : 5580 TX RSE
: 5G Wi-Fi 11AX20

	Freq	Cable Loss	Ant Factor	Preamp Factor	Read Level	Level	Limit Line	Over Limit	Remark	Aux Factor
	MHz	dB	dB/m	dB	dBuV	dBuV/m	dBuV/m	dB		dB
1	7717.518	11.43	36.94	56.06	53.00	45.31	74.00	-28.69	Peak	0.00
2	10010.420	13.04	38.90	53.60	49.29	47.63	68.20	-20.57	Peak	0.00
3	11368.000	14.35	39.33	53.39	48.41	48.70	74.00	-25.30	Peak	0.00
4	pp14242.800	16.12	40.46	54.10	47.42	49.90	68.20	-18.30	Peak	0.00
5	16504.960	17.74	38.21	53.80	46.65	48.80	68.20	-19.40	Peak	0.00
6	18000.000	18.35	42.60	54.30	44.13	50.78	74.00	-23.22	Peak	0.00

11ax_20M_TX_CH_116_Horizontal-Avg

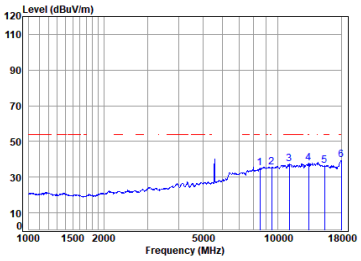

Condition: 3m HORIZONTAL
Job No : 00889AT/00890AT
Mode : 5580 TX RSE
: 5G Wi-Fi 11AX20

	Freq	Cable Loss	Ant Factor	Preamp Factor	Read Level	Level	Limit Line	Over Limit	Remark	Aux Factor
	MHz	dB	dB/m	dB	dBuV	dBuV/m	dBuV/m	dB		dB
1	8489.882	12.24	37.78	55.29	40.53	35.26	54.00	-18.74	Average	0.00
2	9448.149	12.43	38.90	54.19	38.41	35.55	54.00	-18.45	Average	0.00
3	11140.310	14.70	39.38	53.46	36.87	37.49	54.00	-16.51	Average	0.00
4	13326.750	16.37	40.28	53.90	34.95	37.70	54.00	-16.30	Average	0.00
5	15443.410	16.82	38.96	53.92	34.53	36.39	54.00	-17.61	Average	0.00
6	pp18000.000	18.35	42.60	54.30	32.82	39.47	54.00	-14.53	Average	0.00

11ax_20M_TX_CH_116_Vertical-Peak

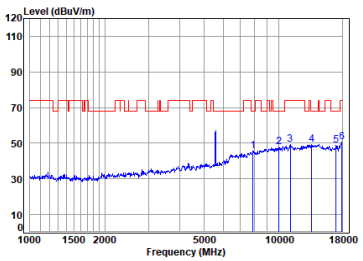

Condition: 3m VERTICAL
Job No : 00889AT/00890AT
Mode : 5580 TX RSE
: 5G Wi-Fi 11AX20

	Freq	Cable Loss	Ant Factor	Preamp Factor	Read Level	Level	Limit Line	Over Limit	Remark	Aux Factor
	MHz	dB	dB/m	dB	dBuV	dBuV/m	dBuV/m	dB		dB
1	7875.254	11.48	37.20	55.97	52.83	45.54	68.20	-22.66	Peak	0.00
2	10010.420	13.04	38.90	53.60	49.55	47.89	68.20	-20.31	Peak	0.00
3	11140.310	14.70	39.38	53.46	48.58	49.20	74.00	-24.80	Peak	0.00
4	pp13559.880	15.78	40.48	53.97	46.99	49.28	68.20	-18.92	Peak	0.00
5	17038.150	18.22	38.84	53.92	45.46	48.60	68.20	-19.60	Peak	0.00
6	17948.050	18.30	42.29	54.28	44.28	50.59	74.00	-23.41	Peak	0.00

11ax_20M_TX_CH_116_Vertical-Avg

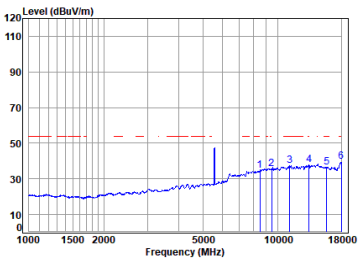

Condition: 3m VERTICAL
Job No : 00889AT/00890AT
Mode : 5580 TX RSE
: 5G Wi-Fi 11AX20

	Freq	Cable Loss	Ant Factor	Preamp Factor	Read Level	Level	Limit Line	Over Limit	Remark	Aux Factor
	MHz	dB	dB/m	dB	dBuV	dBuV/m	dBuV/m	dB		dB
1	8489.882	12.24	37.78	55.29	40.10	34.83	54.00	-19.17	Average	0.00
2	9448.149	12.43	38.90	54.19	38.32	35.46	54.00	-18.54	Average	0.00
3	11172.560	14.73	39.45	53.45	36.75	37.48	54.00	-16.52	Average	0.00
4	13365.320	16.13	40.40	53.91	35.11	37.73	54.00	-16.27	Average	0.00
5	15713.560	17.24	38.60	53.81	34.59	36.62	54.00	-17.38	Average	0.00
6	pp18000.000	18.35	42.60	54.30	32.94	39.59	54.00	-14.41	Average	0.00

SGS-CSTC Standards Technical Services Co., Ltd.
Shenzhen Branch Electromagnetic Compatibility Laboratory

Unless otherwise agreed in writing, this document is issued by the Company subject to its General Conditions of Service printed overleaf, available on request or accessible at https://www.sgs.com/en/Terms-and-Conditions. Attention is drawn to the limitation of liability, indemnification and jurisdiction issues defined therein. Any holder of this document is advised that information contained hereon reflects the Company's findings at the time of its intervention only and within the limits of Client's instructions, if any. The Company's sole responsibility is to its Client and this document does not exonerate parties to a transaction from exercising all their rights and obligations under the transaction documents. This document cannot be reproduced except in full, without prior written approval of the Company. Any unauthorized alteration, forgery or falsification of the content or appearance of this document is unlawful and offenders may be prosecuted to the fullest extent of the law. Unless otherwise stated the results shown in this test report refer only to the sample(s) tested and such sample(s) are retained for 30 days only.
Attention: To check the authenticity of testing /inspection report & certificate, please contact us at telephone: (86-755) 8307 1443, or email: CN.Doccheck@sgs.com
No.1 Workshop, M-10, Middle Section, Science & Technology Park, Nanshan District, Shenzhen, Guangdong, China 518057 t (86-755) 26012053 f (86-755) 26710594 www.sgsgroup.com.cn
中国·广东·深圳市南山区科技园中区M-10栋1号厂房 邮编:518057 t (86-755) 26012053 f (86-755) 26710594 sgs.china@sgs.com
Member of the SGS Group (SGS SA)

11ax_20M_TX_CH_140_Horizontal-Peak

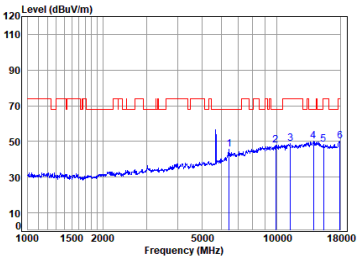

Condition: 3m HORIZONTAL
Job No : 00889AT/00890AT
Mode : 5700 TX RSE
: 5G Wi-Fi 11AX20

	Freq	Cable Loss	Ant Factor	Preamp Factor	Read Level	Level	Limit Line	Over Limit	Remark	Aux Factor
	MHz	dB	dB/m	dB	dBuV	dBuV/m	dBuV/m	dB		dB
1	6432.732	12.79	34.93	56.55	54.54	45.71	68.20	-22.49	Peak	0.00
2	9895.349	12.81	38.59	53.71	50.42	48.11	68.20	-20.09	Peak	0.00
3	11335.190	14.49	39.36	53.40	48.17	48.62	74.00	-25.38	Peak	0.00
4	pp14038.450	16.51	40.52	54.10	47.09	50.02	68.20	-18.18	Peak	0.00
5	15443.410	16.82	38.96	53.92	46.61	48.47	74.00	-25.53	Peak	0.00
6	17948.050	18.30	42.29	54.28	43.97	50.28	74.00	-23.72	Peak	0.00

11ax_20M_TX_CH_140_Horizontal-Avg

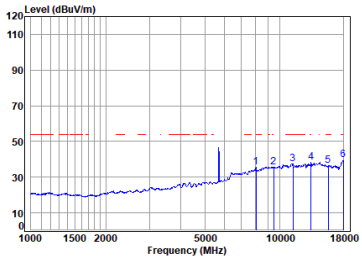

Condition: 3m HORIZONTAL
Job No : 00889AT/00890AT
Mode : 5700 TX RSE
: 5G Wi-Fi 11AX20

	Freq	Cable Loss	Ant Factor	Preamp Factor	Read Level	Level	Limit Line	Over Limit	Remark	Aux Factor
	MHz	dB	dB/m	dB	dBuV	dBuV/m	dBuV/m	dB		dB
1	8036.214	11.52	37.34	55.85	42.49	35.50	54.00	-18.50	Average	0.00
2	9448.149	12.43	38.90	54.19	38.51	35.65	54.00	-18.35	Average	0.00
3	11302.480	14.63	39.40	53.41	36.87	37.49	54.00	-16.51	Average	0.00
4	13365.320	16.13	40.40	53.91	35.54	38.16	54.00	-15.84	Average	0.00
5	15668.210	17.24	38.66	53.83	34.48	36.55	54.00	-17.45	Average	0.00
6	pp18000.000	18.35	42.60	54.30	33.02	39.67	54.00	-14.33	Average	0.00

11ax_20M_TX_CH_140_Vertical-Peak

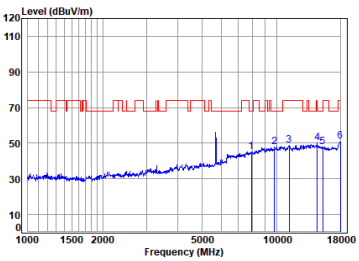

Condition: 3m VERTICAL
Job No : 00889AT/00890AT
Mode : 5700 TX RSE
: 5G Wi-Fi 11AX20

	Freq	Cable Loss	Ant Factor	Preamp Factor	Read Level	Level	Limit Line	Over Limit	Remark	Aux Factor
	MHz	dB	dB/m	dB	dBuV	dBuV/m	dBuV/m	dB		dB
1	7920.911	11.54	37.30	55.94	52.25	45.15	68.20	-23.05	Peak	0.00
2	9781.603	13.02	38.46	53.83	50.15	47.80	68.20	-20.40	Peak	0.00
3	11204.900	14.75	39.50	53.44	48.08	48.89	74.00	-25.11	Peak	0.00
4	pp14533.910	16.79	40.20	54.10	47.08	49.97	68.20	-18.23	Peak	0.00
5	15310.070	16.90	39.18	53.97	45.92	48.03	68.20	-20.17	Peak	0.00
6	18000.000	18.35	42.60	54.30	44.61	51.26	74.00	-22.74	Peak	0.00

11ax_20M_TX_CH_140_Vertical-Avg

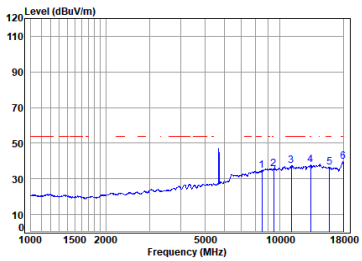

Condition: 3m VERTICAL
Job No : 00889AT/00890AT
Mode : 5700 TX RSE
: 5G Wi-Fi 11AX20

	Freq	Cable Loss	Ant Factor	Preamp Factor	Read Level	Level	Limit Line	Over Limit	Remark	Aux Factor
	MHz	dB	dB/m	dB	dBuV	dBuV/m	dBuV/m	dB		dB
1	8489.882	12.24	37.78	55.29	40.09	34.82	54.00	-19.18	Average	0.00
2	9448.149	12.43	38.90	54.19	38.50	35.64	54.00	-18.36	Average	0.00
3	11140.310	14.70	39.38	53.46	36.78	37.40	54.00	-16.60	Average	0.00
4	13326.750	16.37	40.28	53.90	35.18	37.93	54.00	-16.07	Average	0.00
5	15850.410	17.16	38.50	53.76	34.48	36.38	54.00	-17.62	Average	0.00
6	pp18000.000	18.35	42.60	54.30	33.27	39.92	54.00	-14.08	Average	0.00

Unless otherwise agreed in writing, this document is issued by the Company subject to its General Conditions of Service printed overleaf, available on request or accessible at https://www.sgs.com/en/Terms-and-Conditions. Attention is drawn to the limitation of liability, indemnification and jurisdiction issues defined therein. Any holder of this document is advised that information contained hereon reflects the Company's findings at the time of its intervention only and within the limits of Client's instructions, if any. The Company's sole responsibility is to its Client and this document does not exonerate parties to a transaction from exercising all their rights and obligations under the transaction documents. This document cannot be reproduced except in full, without prior written approval of the Company. Any unauthorized alteration, forgery or falsification of the content or appearance of this document is unlawful and offenders may be prosecuted to the fullest extent of the law. Unless otherwise stated the results shown in this test report refer only to the sample(s) tested and such sample(s) are retained for 30 days only.
Attention: To check the authenticity of testing /inspection report & certificate, please contact us at telephone: (86-755) 8307 1443, or email: CN.Doccheck@sgs.com
SGS-CSTC Standards Technical Services Co., Ltd. Shenzhen Branch Electromagnetic Compatibility Laboratory
No.1 Workshop, M-10, Middle Section, Science & Technology Park, Nanshan District, Shenzhen, Guangdong, China 518057 t (86-755) 26012053 f (86-755) 26710594 www.sgsgroup.com.cn
中国·广东·深圳市南山区科技园中区M-10栋1号厂房 邮编: 518057 t (86-755) 26012053 f (86-755) 26710594 sgs.china@sgs.com
Member of the SGS Group (SGS SA)

11a_TX_CH_149_Horizontal-Peak

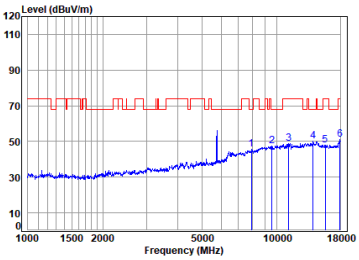

Condition: 3m HORIZONTAL
Job No : 00889AT/00890AT
Mode : 5745 TX RSE
: 5.8G Wi-Fi 11A

	Freq	Cable Loss	Ant Factor	Preamp Factor	Read Level	Level	Limit Line	Over Limit	Remark	Aux Factor
	MHz	dB	dB/m	dB	dBuV	dBuV/m	dBuV/m	dB		dB
1	7920.911	11.54	37.30	55.94	52.95	45.85	68.20	-22.35	Peak	0.00
2	9585.684	12.45	38.80	54.04	50.10	47.31	68.20	-20.89	Peak	0.00
3	11172.560	14.73	39.45	53.45	48.24	48.97	74.00	-25.03	Peak	0.00
4	pp13997.930	16.46	40.59	54.10	47.14	50.09	68.20	-18.11	Peak	0.00
5	15668.210	17.24	38.66	53.83	46.03	48.10	74.00	-25.90	Peak	0.00
6	17948.050	18.30	42.29	54.28	44.93	51.24	74.00	-22.76	Peak	0.00

11a_TX_CH_149_Horizontal-Avg

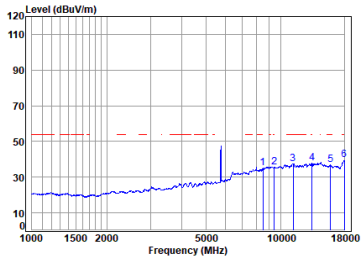

Condition: 3m HORIZONTAL
Job No : 00889AT/00890AT
Mode : 5745 TX RSE
: 5.8G Wi-Fi 11A

	Freq	Cable Loss	Ant Factor	Preamp Factor	Read Level	Level	Limit Line	Over Limit	Remark	Aux Factor
	MHz	dB	dB/m	dB	dBuV	dBuV/m	dBuV/m	dB		dB
1	8489.882	12.24	37.78	55.29	40.53	35.26	54.00	-18.74	Average	0.00
2	9420.880	12.35	38.84	54.22	38.69	35.66	54.00	-18.34	Average	0.00
3	11204.900	14.75	39.50	53.44	36.60	37.41	54.00	-16.59	Average	0.00
4	13365.320	16.13	40.40	53.91	35.11	37.73	54.00	-16.27	Average	0.00
5	15850.410	17.16	38.50	53.76	34.97	36.87	54.00	-17.13	Average	0.00
6	pp18000.000	18.35	42.60	54.30	32.92	39.57	54.00	-14.43	Average	0.00

11a_TX_CH_149_Vertical-Peak

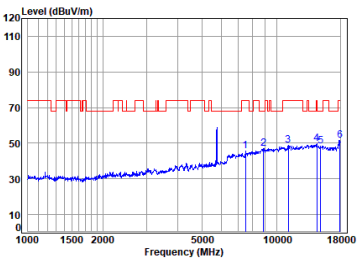

Condition: 3m VERTICAL
Job No : 00889AT/00890AT
Mode : 5745 TX RSE
: 5.8G Wi-Fi 11A

	Freq	Cable Loss	Ant Factor	Preamp Factor	Read Level	Level	Limit Line	Over Limit	Remark	Aux Factor
	MHz	dB	dB/m	dB	dBuV	dBuV/m	dBuV/m	dB		dB
1	7497.646	11.24	36.80	56.19	53.57	45.42	74.00	-28.58	Peak	0.00
2	8840.473	12.24	38.38	54.88	51.47	47.21	68.20	-20.99	Peak	0.00
3	11140.310	14.70	39.38	53.46	48.36	48.98	74.00	-25.02	Peak	0.00
4	14491.960	17.07	40.22	54.10	46.49	49.68	74.00	-24.32	Peak	0.00
5	pp15046.850	16.65	39.45	54.08	46.46	48.48	68.20	-19.72	Peak	0.00
6	17948.050	18.30	42.29	54.28	45.22	51.53	74.00	-22.47	Peak	0.00

11a_TX_CH_149_Vertical-Avg

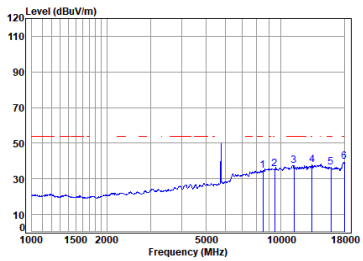

Condition: 3m VERTICAL
Job No : 00889AT/00890AT
Mode : 5745 TX RSE
: 5.8G Wi-Fi 11A

	Freq	Cable Loss	Ant Factor	Preamp Factor	Read Level	Level	Limit Line	Over Limit	Remark	Aux Factor
	MHz	dB	dB/m	dB	dBuV	dBuV/m	dBuV/m	dB		dB
1	8489.882	12.24	37.78	55.29	40.02	34.75	54.00	-19.25	Average	0.00
2	9448.149	12.43	38.90	54.19	38.66	35.80	54.00	-18.20	Average	0.00
3	11302.480	14.63	39.40	53.41	36.78	37.40	54.00	-16.60	Average	0.00
4	13365.320	16.13	40.40	53.91	35.13	37.75	54.00	-16.25	Average	0.00
5	15942.300	17.22	38.32	53.72	34.61	36.43	54.00	-17.57	Average	0.00
6	pp18000.000	18.35	42.60	54.30	33.16	39.81	54.00	-14.19	Average	0.00

Unless otherwise agreed in writing, this document is issued by the Company subject to its General Conditions of Service printed overleaf, available on request or accessible at https://www.sgs.com/en/Terms-and-Conditions. Attention is drawn to the limitation of liability, indemnification and jurisdiction issues defined therein. Any holder of this document is advised that information contained hereon reflects the Company's findings at the time of its intervention only and within the limits of Client's instructions, if any. The Company's sole responsibility is to its Client and this document does not exonerate parties to a transaction from exercising all their rights and obligations under the transaction documents. This document cannot be reproduced except in full, without prior written approval of the Company. Any unauthorized alteration, forgery or falsification of the content or appearance of this document is unlawful and offenders may be prosecuted to the fullest extent of the law. Unless otherwise stated the results shown in this test report refer only to the sample(s) tested and such sample(s) are retained for 30 days only.
Attention: To check the authenticity of testing /inspection report & certificate, please contact us at telephone: (86-755) 8307 1443, or email: CN.Doccheck@sgs.com
SGS-CSTC Standards Technical Services Co., Ltd.
Shenzhen Branch Guangming Laboratory
No.1 Workshop, M-10, Middle Section, Science & Technology Park, Nanshan District, Shenzhen, Guangdong, China 518057 t (86-755) 26012053 f (86-755) 26710594 www.sgsgroup.com.cn
中国・广东・深圳市南山区科技园中区M-10栋1号厂房 邮编: 518057 t (86-755) 26012053 f (86-755) 26710594 sgs.china@sgs.com

11a_TX_CH_157_Horizontal-Peak

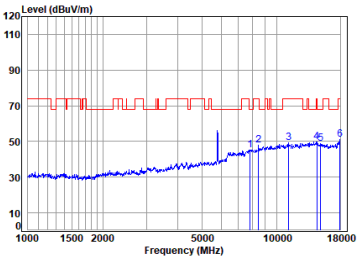

Condition: 3m HORIZONTAL
Job No : 00889AT/00890AT
Mode : 5785 TX RSE
: 5.8G Wi-Fi 11A

	Freq	Cable Loss	Ant Factor	Preamp Factor	Read Level	Level	Limit Line	Over Limit	Remark	Aux Factor
	MHz	dB	dB/m	dB	dBuV	dBuV/m	dBuV/m	dB		dB
1	7829.860	11.38	37.06	56.00	52.76	45.20	68.20	-23.00	Peak	0.00
2	8465.379	12.08	37.73	55.32	53.22	47.71	74.00	-26.29	Peak	0.00
3	11172.560	14.73	39.45	53.45	48.39	49.12	74.00	-24.88	Peak	0.00
4	14491.960	17.07	40.22	54.10	46.72	49.91	74.00	-24.09	Peak	0.00
5	pp15046.850	16.65	39.45	54.08	46.70	48.72	68.20	-19.48	Peak	0.00
6	17948.050	18.30	42.29	54.28	44.86	51.17	74.00	-22.83	Peak	0.00

11a_TX_CH_157_Horizontal-Avg

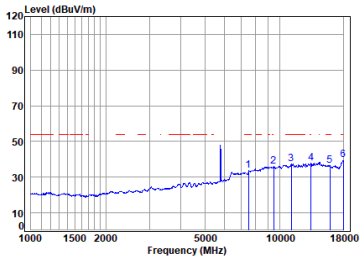

Condition: 3m HORIZONTAL
Job No : 00889AT/00890AT
Mode : 5785 TX RSE
: 5.8G Wi-Fi 11A

	Freq	Cable Loss	Ant Factor	Preamp Factor	Read Level	Level	Limit Line	Over Limit	Remark	Aux Factor
	MHz	dB	dB/m	dB	dBuV	dBuV/m	dBuV/m	dB		dB
1	7497.646	11.24	36.80	56.19	41.80	33.65	54.00	-20.35	Average	0.00
2	9448.149	12.43	38.90	54.19	39.10	36.24	54.00	-17.76	Average	0.00
3	11140.310	14.70	39.38	53.46	36.83	37.45	54.00	-16.55	Average	0.00
4	13365.320	16.13	40.40	53.91	35.04	37.66	54.00	-16.34	Average	0.00
5	15896.290	17.27	38.41	53.74	34.51	36.45	54.00	-17.55	Average	0.00
6	pp18000.000	18.35	42.60	54.30	33.01	39.66	54.00	-14.34	Average	0.00

11a_TX_CH_157_Vertical-Peak

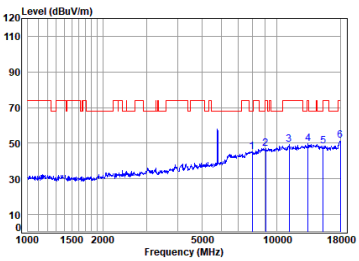

Condition: 3m VERTICAL
Job No : 00889AT/00890AT
Mode : 5785 TX RSE
: 5.8G Wi-Fi 11A

	Freq	Cable Loss	Ant Factor	Preamp Factor	Read Level	Level	Limit Line	Over Limit	Remark	Aux Factor
	MHz	dB	dB/m	dB	dBuV	dBuV/m	dBuV/m	dB		dB
1	7966.832	11.55	37.27	55.92	52.30	45.20	68.20	-23.00	Peak	0.00
2	9047.272	12.14	38.59	54.65	51.04	47.12	74.00	-26.88	Peak	0.00
3	11204.900	14.75	39.50	53.44	48.26	49.07	74.00	-24.93	Peak	0.00
4	13365.320	16.13	40.40	53.91	47.14	49.76	74.00	-24.24	Peak	0.00
5	15398.830	16.77	39.00	53.94	46.69	48.52	74.00	-25.48	Peak	0.00
6	pp18000.000	18.35	42.60	54.30	44.96	51.61	74.00	-22.39	Peak	0.00

11a_TX_CH_157_Vertical-Avg

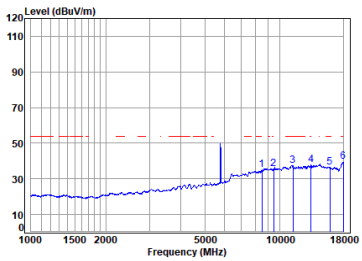

Condition: 3m VERTICAL
Job No : 00889AT/00890AT
Mode : 5785 TX RSE
: 5.8G Wi-Fi 11A

	Freq	Cable Loss	Ant Factor	Preamp Factor	Read Level	Level	Limit Line	Over Limit	Remark	Aux Factor
	MHz	dB	dB/m	dB	dBuV	dBuV/m	dBuV/m	dB		dB
1	8489.882	12.24	37.78	55.29	40.28	35.01	54.00	-18.99	Average	0.00
2	9448.149	12.43	38.90	54.19	38.39	35.53	54.00	-18.47	Average	0.00
3	11302.480	14.63	39.40	53.41	36.84	37.46	54.00	-16.54	Average	0.00
4	13365.320	16.13	40.40	53.91	35.10	37.72	54.00	-16.28	Average	0.00
5	15896.290	17.27	38.41	53.74	34.60	36.54	54.00	-17.46	Average	0.00
6	pp18000.000	18.35	42.60	54.30	33.04	39.69	54.00	-14.31	Average	0.00

Unless otherwise agreed in writing, this document is issued by the Company subject to its General Conditions of Service printed overleaf, available on request or accessible at https://www.sgs.com/en/Terms-and-Conditions. Attention is drawn to the limitation of liability, indemnification and jurisdiction issues defined therein. Any holder of this document is advised that information contained hereon reflects the Company's findings at the time of its intervention only and within the limits of Client's instructions, if any. The Company's sole responsibility is to its Client and this document does not exonerate parties to a transaction from exercising all their rights and obligations under the transaction documents. This document cannot be reproduced except in full, without prior written approval of the Company. Any unauthorized alteration, forgery or falsification of the content or appearance of this document is unlawful and offenders may be prosecuted to the fullest extent of the law. Unless otherwise stated the results shown in this test report refer only to the sample(s) tested and such sample(s) are retained for 30 days only.
Attention: To check the authenticity of testing /inspection report & certificate, please contact us at telephone: (86-755) 8307 1443, or email: CN.Doccheck@sgs.com
SGS-CSTC Standards Technical Services Co., Ltd. Shenzhen Branch Electromagnetic Compatibility Laboratory
No.1 Workshop, M-10, Middle Section, Science & Technology Park, Nanshan District, Shenzhen, Guangdong, China 518057 t (86-755) 26012053 f (86-755) 26710594 www.sgsgroup.com.cn
中国·广东·深圳市南山区科技园中区M-10栋1号厂房 邮编:518057 t (86-755) 26012053 f (86-755) 26710594 sgs.china@sgs.com
Member of the SGS Group (SGS SA)

11a_TX_CH_165_Horizontal-Peak

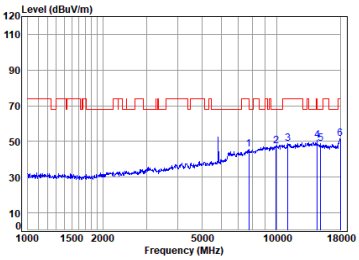

Condition: 3m HORIZONTAL
Job No : 00889AT/00890AT
Mode : 5825 TX RSE
: 5.8G Wi-Fi 11A

	Freq	Cable Loss	Ant Factor	Preamp Factor	Read Level	Level	Limit Line	Over Limit	Remark	Aux Factor
	MHz	dB	dB/m	dB	dBuV	dBuV/m	dBuV/m	dB		dB
1	7739.857	11.39	36.98	56.05	53.32	45.64	74.00	-28.36	Peak	0.00
2	9952.717	12.91	38.71	53.65	49.28	47.25	68.20	-20.95	Peak	0.00
3	11076.100	14.54	39.30	53.48	48.26	48.62	74.00	-25.38	Peak	0.00
4	pp14533.910	16.79	40.20	54.10	47.58	50.47	68.20	-17.73	Peak	0.00
5	15046.850	16.65	39.45	54.08	46.61	48.63	68.20	-19.57	Peak	0.00
6	18000.000	18.35	42.60	54.30	44.75	51.40	74.00	-22.60	Peak	0.00

11a_TX_CH_165_Horizontal-Avg

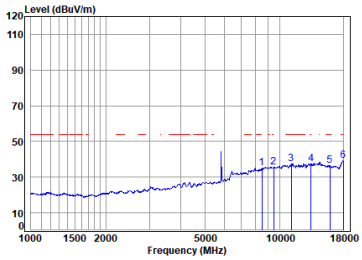

Condition: 3m HORIZONTAL
Job No : 00889AT/00890AT
Mode : 5825 TX RSE
: 5.8G Wi-Fi 11A

	Freq	Cable Loss	Ant Factor	Preamp Factor	Read Level	Level	Limit Line	Over Limit	Remark	Aux Factor
	MHz	dB	dB/m	dB	dBuV	dBuV/m	dBuV/m	dB		dB
1	8489.882	12.24	37.78	55.29	40.62	35.35	54.00	-18.65	Average	0.00
2	9448.149	12.43	38.90	54.19	38.65	35.79	54.00	-18.21	Average	0.00
3	11140.310	14.70	39.38	53.46	36.87	37.49	54.00	-16.51	Average	0.00
4	13365.320	16.13	40.40	53.91	34.95	37.57	54.00	-16.43	Average	0.00
5	15942.300	17.22	38.32	53.72	34.85	36.67	54.00	-17.33	Average	0.00
6	pp18000.000	18.35	42.60	54.30	32.75	39.40	54.00	-14.60	Average	0.00

11a_TX_CH_165_Vertical-Peak

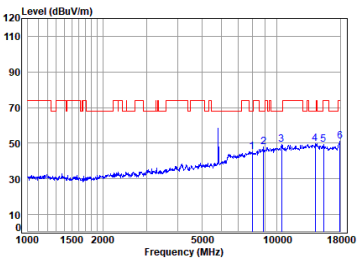

Condition: 3m VERTICAL
Job No : 00889AT/00890AT
Mode : 5825 TX RSE
: 5.8G Wi-Fi 11A

	Freq	Cable Loss	Ant Factor	Preamp Factor	Read Level	Level	Limit Line	Over Limit	Remark	Aux Factor
	MHz	dB	dB/m	dB	dBuV	dBuV/m	dBuV/m	dB		dB
1	7989.893	11.56	37.22	55.91	52.50	45.37	68.20	-22.83	Peak	0.00
2	8866.062	12.23	38.40	54.85	51.98	47.76	68.20	-20.44	Peak	0.00
3	10453.970	13.63	39.25	53.55	49.77	49.10	68.20	-19.10	Peak	0.00
4	pp14284.030	16.32	40.42	54.10	46.88	49.52	68.20	-18.68	Peak	0.00
5	15443.410	16.82	38.96	53.92	47.38	49.24	74.00	-24.76	Peak	0.00
6	17948.050	18.30	42.29	54.28	44.97	51.28	74.00	-22.72	Peak	0.00

11a_TX_CH_165_Vertical-Avg

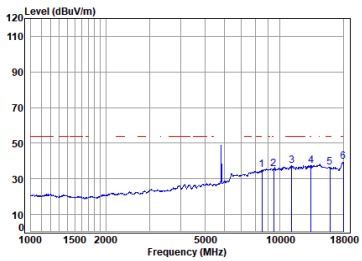

Condition: 3m VERTICAL
Job No : 00889AT/00890AT
Mode : 5825 TX RSE
: 5.8G Wi-Fi 11A

	Freq	Cable Loss	Ant Factor	Preamp Factor	Read Level	Level	Limit Line	Over Limit	Remark	Aux Factor
	MHz	dB	dB/m	dB	dBuV	dBuV/m	dBuV/m	dB		dB
1	8489.882	12.24	37.78	55.29	40.37	35.10	54.00	-18.90	Average	0.00
2	9448.149	12.43	38.90	54.19	38.41	35.55	54.00	-18.45	Average	0.00
3	11172.560	14.73	39.45	53.45	36.56	37.29	54.00	-16.71	Average	0.00
4	13365.320	16.13	40.40	53.91	34.82	37.44	54.00	-16.56	Average	0.00
5	15896.290	17.27	38.41	53.74	34.46	36.40	54.00	-17.60	Average	0.00
6	pp18000.000	18.35	42.60	54.30	33.12	39.77	54.00	-14.23	Average	0.00

Unless otherwise agreed in writing, this document is issued by the Company subject to its General Conditions of Service printed overleaf, available on request or accessible at https://www.sgs.com/en/Terms-and-Conditions. Attention is drawn to the limitation of liability, indemnification and jurisdiction issues defined therein. Any holder of this document is advised that information contained hereon reflects the Company's findings at the time of its intervention only and within the limits of Client's instructions, if any. The Company's sole responsibility is to its Client and this document does not exonerate parties to a transaction from exercising all their rights and obligations under the transaction documents. This document cannot be reproduced except in full, without prior written approval of the Company. Any unauthorized alteration, forgery or falsification of the content or appearance of this document is unlawful and offenders may be prosecuted to the fullest extent of the law. Unless otherwise stated the results shown in this test report refer only to the sample(s) tested and such sample(s) are retained for 30 days only.
Attention: To check the authenticity of testing /inspection report & certificate, please contact us at telephone: (86-755) 8307 1443, or email: CN.Doccheck@sgs.com
SGS-CSTC Standards Technical Services Co., Ltd. Shenzhen Branch Electronic Laboratory
No.1 Workshop, M-10, Middle Section, Science & Technology Park, Nanshan District, Shenzhen, Guangdong, China 518057 t (86-755) 26012053 f (86-755) 26710594 www.sgsgroup.com.cn
中国·广东·深圳市南山区科技园中区M-10栋1号厂房 邮编: 518057 t (86-755) 26012053 f (86-755) 26710594 sgs.china@sgs.com

11ax_20M_TX_CH_149_Horizontal-Peak

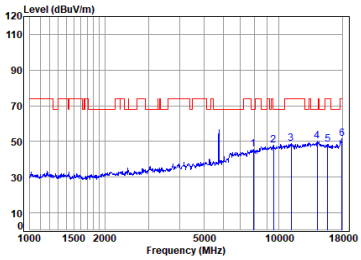

Condition: 3m HORIZONTAL
Job No : 00889AT/00890AT
Mode : 5745 TX RSE
: 5.8G Wi-Fi 11AX20

	Freq	Cable Loss	Ant Factor	Preamp Factor	Read Level	Level	Limit Line	Over Limit	Remark	Aux Factor
	MHz	dB	dB/m	dB	dBuV	dBuV/m	dBuV/m	dB		dB
1	7920.911	11.54	37.30	55.94	52.69	45.59	68.20	-22.61	Peak	0.00
2	9530.432	12.52	38.76	54.10	50.67	47.85	68.20	-20.35	Peak	0.00
3	11204.900	14.75	39.50	53.44	47.87	48.68	74.00	-25.32	Peak	0.00
4	pp14284.030	16.32	40.42	54.10	47.51	50.15	68.20	-18.05	Peak	0.00
5	15713.560	17.24	38.60	53.81	46.43	48.46	74.00	-25.54	Peak	0.00
6	17948.050	18.30	42.29	54.28	45.09	51.40	74.00	-22.60	Peak	0.00

11ax_20M_TX_CH_149_Horizontal-Avg

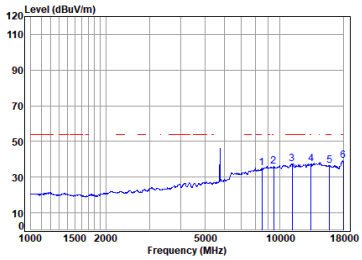

Condition: 3m HORIZONTAL
Job No : 00889AT/00890AT
Mode : 5745 TX RSE
: 5.8G Wi-Fi 11AX20

	Freq	Cable Loss	Ant Factor	Preamp Factor	Read Level	Level	Limit Line	Over Limit	Remark	Aux Factor
	MHz	dB	dB/m	dB	dBuV	dBuV/m	dBuV/m	dB		dB
1	8489.882	12.24	37.78	55.29	40.41	35.14	54.00	-18.86	Average	0.00
2	9448.149	12.43	38.90	54.19	38.72	35.86	54.00	-18.14	Average	0.00
3	11204.900	14.75	39.50	53.44	36.79	37.60	54.00	-16.40	Average	0.00
4	13365.320	16.13	40.40	53.91	35.01	37.63	54.00	-16.37	Average	0.00
5	15850.410	17.16	38.50	53.76	34.78	36.68	54.00	-17.32	Average	0.00
6	pp18000.000	18.35	42.60	54.30	32.69	39.34	54.00	-14.66	Average	0.00

11ax_20M_TX_CH_149_Vertical-Peak

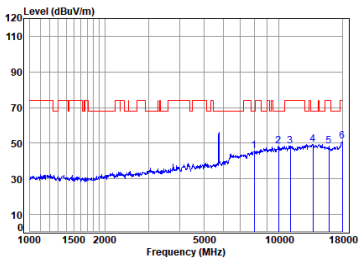

Condition: 3m VERTICAL
Job No : 00889AT/00890AT
Mode : 5745 TX RSE
: 5.8G Wi-Fi 11AX20

	Freq	Cable Loss	Ant Factor	Preamp Factor	Read Level	Level	Limit Line	Over Limit	Remark	Aux Factor
	MHz	dB	dB/m	dB	dBuV	dBuV/m	dBuV/m	dB		dB
1	7966.832	11.55	37.27	55.92	52.75	45.65	68.20	-22.55	Peak	0.00
2	9981.525	12.97	38.83	53.62	50.08	48.26	68.20	-19.94	Peak	0.00
3	11140.310	14.70	39.38	53.46	47.97	48.59	74.00	-25.41	Peak	0.00
4	pp13717.560	16.33	40.30	54.02	46.86	49.47	68.20	-18.73	Peak	0.00
5	15942.300	17.22	38.32	53.72	46.35	48.17	74.00	-25.83	Peak	0.00
6	18000.000	18.35	42.60	54.30	44.55	51.20	74.00	-22.80	Peak	0.00

11ax_20M_TX_CH_149_Vertical-Avg

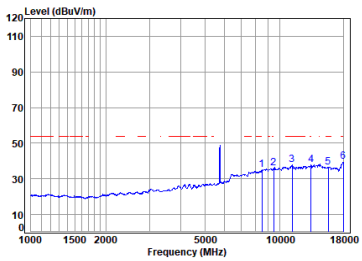

Condition: 3m VERTICAL
Job No : 00889AT/00890AT
Mode : 5745 TX RSE
: 5.8G Wi-Fi 11AX20

	Freq	Cable Loss	Ant Factor	Preamp Factor	Read Level	Level	Limit Line	Over Limit	Remark	Aux Factor
	MHz	dB	dB/m	dB	dBuV	dBuV/m	dBuV/m	dB		dB
1	8489.882	12.24	37.78	55.29	40.20	34.93	54.00	-19.07	Average	0.00
2	9448.149	12.43	38.90	54.19	38.85	35.99	54.00	-18.01	Average	0.00
3	11204.900	14.75	39.50	53.44	36.84	37.65	54.00	-16.35	Average	0.00
4	13365.320	16.13	40.40	53.91	35.05	37.67	54.00	-16.33	Average	0.00
5	15668.210	17.24	38.66	53.83	34.37	36.44	54.00	-17.56	Average	0.00
6	pp18000.000	18.35	42.60	54.30	32.98	39.63	54.00	-14.37	Average	0.00

Unless otherwise agreed in writing, this document is issued by the Company subject to its General Conditions of Service printed overleaf, available on request or accessible at https://www.sgs.com/en/Terms-and-Conditions. Attention is drawn to the limitation of liability, indemnification and jurisdiction issues defined therein. Any holder of this document is advised that information contained hereon reflects the Company's findings at the time of its intervention only and within the limits of Client's instructions, if any. The Company's sole responsibility is to its Client and this document does not exonerate parties to a transaction from exercising all their rights and obligations under the transaction documents. This document cannot be reproduced except in full, without prior written approval of the Company. Any unauthorized alteration, forgery or falsification of the content or appearance of this document is unlawful and offenders may be prosecuted to the fullest extent of the law. Unless otherwise stated the results shown in this test report refer only to the sample(s) tested and such sample(s) are retained for 30 days only.
Attention: To check the authenticity of testing /inspection report & certificate, please contact us at telephone: (86-755) 8307 1443, or email: CN.Doccheck@sgs.com
SGS-CSTC Standards Technical Services Co., Ltd. Shenzhen Branch Electromagnetic Compatibility Laboratory
No.1 Workshop, M-10, Middle Section, Science & Technology Park, Nanshan District, Shenzhen, Guangdong, China 518057 t (86-755) 26012053 f (86-755) 26710594 www.sgsgroup.com.cn
中国·广东·深圳市南山区科技园中区M-10栋1号厂房 邮编: 518057 t (86-755) 26012053 f (86-755) 26710594 sgs.china@sgs.com
Member of the SGS Group (SGS SA)

11ax_20M_TX_CH_157_Horizontal-Peak

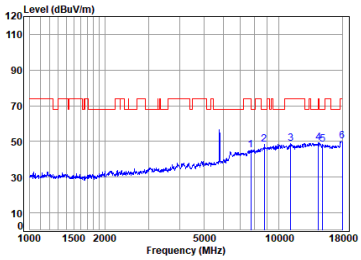

Condition: 3m HORIZONTAL
Job No : 00889AT/00890AT
Mode : 5785 TX RSE
: 5.8G Wi-Fi 11AX20

	Freq	Cable Loss	Ant Factor	Preamp Factor	Read Level	Level	Limit Line	Over Limit	Remark	Aux Factor
	MHz	dB	dB/m	dB	dBuV	dBuV/m	dBuV/m	dB		dB
1	7717.518	11.43	36.94	56.06	53.04	45.35	74.00	-28.65	Peak	0.00
2	8764.146	12.19	38.30	54.97	52.74	48.26	68.20	-19.94	Peak	0.00
3	11172.560	14.73	39.45	53.45	47.97	48.70	74.00	-25.30	Peak	0.00
4	pp14450.130	16.98	40.30	54.10	46.28	49.46	68.20	-18.74	Peak	0.00
5	15046.850	16.65	39.45	54.08	46.43	48.45	68.20	-19.75	Peak	0.00
6	18000.000	18.35	42.60	54.30	43.53	50.18	74.00	-23.82	Peak	0.00

11ax_20M_TX_CH_157_Horizontal-Avg

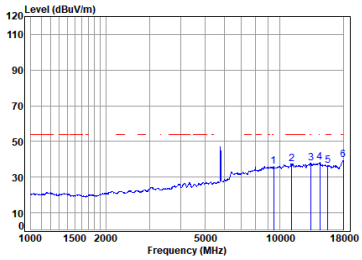

Condition: 3m HORIZONTAL
Job No : 00889AT/00890AT
Mode : 5785 TX RSE
: 5.8G Wi-Fi 11AX20

	Freq	Cable Loss	Ant Factor	Preamp Factor	Read Level	Level	Limit Line	Over Limit	Remark	Aux Factor
	MHz	dB	dB/m	dB	dBuV	dBuV/m	dBuV/m	dB		dB
1	9475.497	12.50	38.80	54.16	38.90	36.04	54.00	-17.96	Average	0.00
2	11172.560	14.73	39.45	53.45	36.76	37.49	54.00	-16.51	Average	0.00
3	13365.320	16.13	40.40	53.91	35.16	37.78	54.00	-16.22	Average	0.00
4	14491.960	17.07	40.22	54.10	35.00	38.19	54.00	-15.81	Average	0.00
5	15622.990	17.19	38.75	53.85	34.53	36.62	54.00	-17.38	Average	0.00
6	pp18000.000	18.35	42.60	54.30	33.06	39.71	54.00	-14.29	Average	0.00

11ax_20M_TX_CH_157_Vertical-Peak

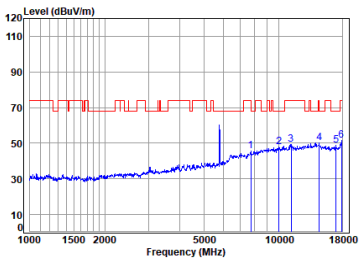

Condition: 3m VERTICAL
Job No : 00889AT/00890AT
Mode : 5785 TX RSE
: 5.8G Wi-Fi 11AX20

	Freq	Cable Loss	Ant Factor	Preamp Factor	Read Level	Level	Limit Line	Over Limit	Remark	Aux Factor
	MHz	dB	dB/m	dB	dBuV	dBuV/m	dBuV/m	dB		dB
1	7717.518	11.43	36.94	56.06	53.09	45.40	74.00	-28.60	Peak	0.00
2	10010.420	13.04	38.90	53.60	49.42	47.76	68.20	-20.44	Peak	0.00
3	11204.900	14.75	39.50	53.44	48.64	49.45	74.00	-24.55	Peak	0.00
4	pp14533.910	16.79	40.20	54.10	47.17	50.06	68.20	-18.14	Peak	0.00
5	17038.150	18.22	38.84	53.92	45.70	48.84	68.20	-19.36	Peak	0.00
6	17896.250	18.25	41.97	54.26	45.54	51.50	74.00	-22.50	Peak	0.00

11ax_20M_TX_CH_157_Vertical-Avg

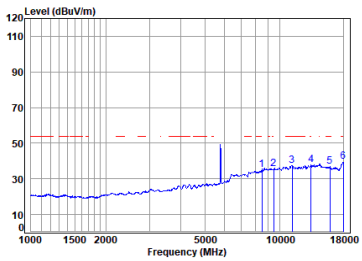

Condition: 3m VERTICAL
Job No : 00889AT/00890AT
Mode : 5785 TX RSE
: 5.8G Wi-Fi 11AX20

	Freq	Cable Loss	Ant Factor	Preamp Factor	Read Level	Level	Limit Line	Over Limit	Remark	Aux Factor
	MHz	dB	dB/m	dB	dBuV	dBuV/m	dBuV/m	dB		dB
1	8489.882	12.24	37.78	55.29	40.26	34.99	54.00	-19.01	Average	0.00
2	9448.149	12.43	38.90	54.19	38.55	35.69	54.00	-18.31	Average	0.00
3	11204.900	14.75	39.50	53.44	36.65	37.46	54.00	-16.54	Average	0.00
4	13365.320	16.13	40.40	53.91	35.13	37.75	54.00	-16.25	Average	0.00
5	15896.290	17.27	38.41	53.74	35.01	36.95	54.00	-17.05	Average	0.00
6	pp18000.000	18.35	42.60	54.30	33.25	39.90	54.00	-14.10	Average	0.00

Unless otherwise agreed in writing, this document is issued by the Company subject to its General Conditions of Service printed overleaf, available on request or accessible at https://www.sgs.com/en/Terms-and-Conditions. Attention is drawn to the limitation of liability, indemnification and jurisdiction issues defined therein. Any holder of this document is advised that information contained hereon reflects the Company's findings at the time of its intervention only and within the limits of Client's instructions, if any. The Company's sole responsibility is to its Client and this document does not exonerate parties to a transaction from exercising all their rights and obligations under the transaction documents. This document cannot be reproduced except in full, without prior written approval of the Company. Any unauthorized alteration, forgery or falsification of the content or appearance of this document is unlawful and offenders may be prosecuted to the fullest extent of the law. Unless otherwise stated the results shown in this test report refer only to the sample(s) tested and such sample(s) are retained for 30 days only.
Attention: To check the authenticity of testing /inspection report & certificate, please contact us at telephone: (86-755) 8307 1443, or email: CN.Doccheck@sgs.com
SGS-CSTC Standards Technical Services Co., Ltd. Shenzhen Branch Electromagnetic Compatibility Laboratory
No.1 Workshop, M-10, Middle Section, Science & Technology Park, Nanshan District, Shenzhen, Guangdong, China 518057 t (86-755) 26012053 f (86-755) 26710594 www.sgsgroup.com.cn
中国·广东·深圳市南山区科技园中区M-10栋1号厂房 邮编: 518057 t (86-755) 26012053 f (86-755) 26710594 sgs.china@sgs.com
Member of the SGS Group (SGS SA)

11ax_20M_TX_CH_165_Horizontal-Peak

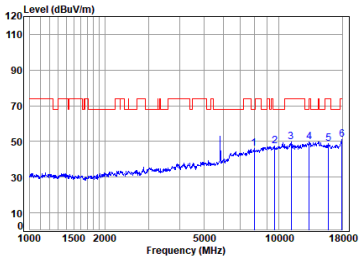

Condition: 3m HORIZONTAL
Job No : 00889AT/00890AT
Mode : 5825 TX RSE
: 5.8G Wi-Fi 11AX20

	Freq	Cable Loss	Ant Factor	Preamp Factor	Read Level	Level	Limit Line	Over Limit	Remark	Aux Factor
	MHz	dB	dB/m	dB	dBuV	dBuV/m	dBuV/m	dB		dB
1	7966.832	11.55	37.27	55.92	53.02	45.92	68.20	-22.28	Peak	0.00
2	9641.257	12.54	38.63	53.98	50.29	47.48	68.20	-20.72	Peak	0.00
3	11204.900	14.75	39.50	53.44	49.08	49.89	74.00	-24.11	Peak	0.00
4	pp13249.930	16.11	40.15	53.88	47.55	49.93	68.20	-18.27	Peak	0.00
5	15850.410	17.16	38.50	53.76	46.89	48.79	74.00	-25.21	Peak	0.00
6	17948.050	18.30	42.29	54.28	44.96	51.27	74.00	-22.73	Peak	0.00

11ax_20M_TX_CH_165_Horizontal-Avg

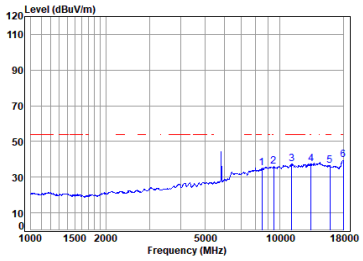

Condition: 3m HORIZONTAL
Job No : 00889AT/00890AT
Mode : 5825 TX RSE
: 5.8G Wi-Fi 11AX20

	Freq	Cable Loss	Ant Factor	Preamp Factor	Read Level	Level	Limit Line	Over Limit	Remark	Aux Factor
	MHz	dB	dB/m	dB	dBuV	dBuV/m	dBuV/m	dB		dB
1	8489.882	12.24	37.78	55.29	40.22	34.95	54.00	-19.05	Average	0.00
2	9448.149	12.43	38.90	54.19	38.93	36.07	54.00	-17.93	Average	0.00
3	11172.560	14.73	39.45	53.45	36.68	37.41	54.00	-16.59	Average	0.00
4	13365.320	16.13	40.40	53.91	34.96	37.58	54.00	-16.42	Average	0.00
5	15896.290	17.27	38.41	53.74	34.58	36.52	54.00	-17.48	Average	0.00
6	pp18000.000	18.35	42.60	54.30	33.09	39.74	54.00	-14.26	Average	0.00

11ax_20M_TX_CH_165_Vertical-Peak

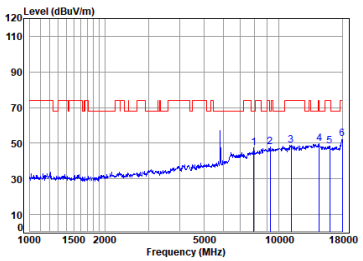

Condition: 3m VERTICAL
Job No : 00889AT/00890AT
Mode : 5825 TX RSE
: 5.8G Wi-Fi 11AX20

	Freq	Cable Loss	Ant Factor	Preamp Factor	Read Level	Level	Limit Line	Over Limit	Remark	Aux Factor
	MHz	dB	dB/m	dB	dBuV	dBuV/m	dBuV/m	dB		dB
1	7943.838	11.55	37.30	55.93	54.39	47.31	68.20	-20.89	Peak	0.00
2	9258.909	12.23	38.70	54.40	51.30	47.83	68.20	-20.37	Peak	0.00
3	11237.330	14.72	39.46	53.43	48.23	48.98	74.00	-25.02	Peak	0.00
4	pp14533.910	16.79	40.20	54.10	46.90	49.79	68.20	-18.41	Peak	0.00
5	16034.730	17.12	38.10	53.71	46.87	48.38	74.00	-25.62	Peak	0.00
6	18000.000	18.35	42.60	54.30	45.97	52.62	74.00	-21.38	Peak	0.00

11ax_20M_TX_CH_165_Vertical-Avg

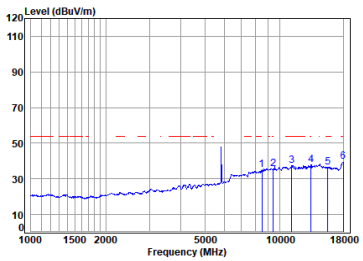

Condition: 3m VERTICAL
Job No : 00889AT/00890AT
Mode : 5825 TX RSE
: 5.8G Wi-Fi 11AX20

	Freq	Cable Loss	Ant Factor	Preamp Factor	Read Level	Level	Limit Line	Over Limit	Remark	Aux Factor
	MHz	dB	dB/m	dB	dBuV	dBuV/m	dBuV/m	dB		dB
1	8489.882	12.24	37.78	55.29	40.19	34.92	54.00	-19.08	Average	0.00
2	9420.880	12.35	38.84	54.22	38.58	35.55	54.00	-18.45	Average	0.00
3	11172.560	14.73	39.45	53.45	36.68	37.41	54.00	-16.59	Average	0.00
4	13365.320	16.13	40.40	53.91	35.14	37.76	54.00	-16.24	Average	0.00
5	15622.990	17.19	38.75	53.85	34.48	36.57	54.00	-17.43	Average	0.00
6	pp18000.000	18.35	42.60	54.30	32.99	39.64	54.00	-14.36	Average	0.00

Unless otherwise agreed in writing, this document is issued by the Company subject to its General Conditions of Service printed overleaf, available on request or accessible at https://www.sgs.com/en/Terms-and-Conditions. Attention is drawn to the limitation of liability, indemnification and jurisdiction issues defined therein. Any holder of this document is advised that information contained hereon reflects the Company's findings at the time of its intervention only and within the limits of Client's instructions, if any. The Company's sole responsibility is to its Client and this document does not exonerate parties to a transaction from exercising all their rights and obligations under the transaction documents. This document cannot be reproduced except in full, without prior written approval of the Company. Any unauthorized alteration, forgery or falsification of the content or appearance of this document is unlawful and offenders may be prosecuted to the fullest extent of the law. Unless otherwise stated the results shown in this test report refer only to the sample(s) tested and such sample(s) are retained for 30 days only.
Attention: To check the authenticity of testing /inspection report & certificate, please contact us at telephone: (86-755) 8307 1443, or email: CN.Doccheck@sgs.com
SGS-CSTC Standards Technical Services Co., Ltd. Shenzhen Branch Electromagnetic Compatibility Laboratory
No.1 Workshop, M-10, Middle Section, Science & Technology Park, Nanshan District, Shenzhen, Guangdong, China 518057 t (86-755) 26012053 f (86-755) 26710594 www.sgsgroup.com.cn
中国·广东·深圳市南山区科技园中区M-10栋1号厂房 邮编: 518057 t (86-755) 26012053 f (86-755) 26710594 sgs.china@sgs.com
Member of the SGS Group (SGS SA)

11a_TX_CH_36_Horizontal

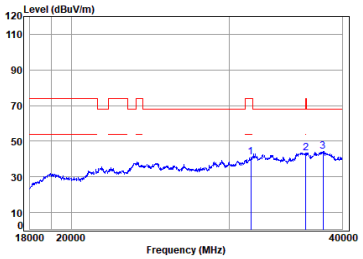


```
Condition: 3m HORIZONTAL
Job No    : 00889AT/00890AT
Mode      : 5180 TX RSE
          : 5G Wi-Fi 11A
                Cable    Ant Preamp   Read          Limit   Over                Aux
             Freq   Loss Factor Factor  Level  Level   Line  Limit Remark     Factor

             MHz     dB   dB/m     dB   dBuV dBuV/m dBuV/m     dB              dB

  1   31680.940   7.82  40.74  51.58  53.74  41.18  74.00 -32.82 Peak        -9.54
  2   36461.340   7.94  42.10  49.57  52.25  43.18  74.00 -30.82 Peak        -9.54
  3 pp38098.330   7.81  42.12  50.26  54.10  44.23  68.20 -23.97 Peak        -9.54
```

11a_TX_CH_36_Vertical

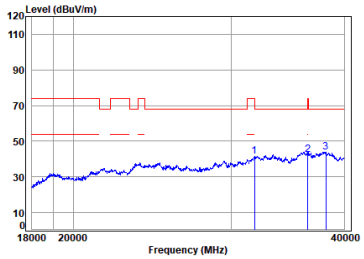


```
Condition: 3m VERTICAL
Job No    : 00889AT/00890AT
Mode      : 5180 TX RSE
          : 5G Wi-Fi 11A
                Cable    Ant Preamp   Read          Limit   Over                Aux
             Freq   Loss Factor Factor  Level  Level   Line  Limit Remark     Factor

             MHz     dB   dB/m     dB   dBuV dBuV/m dBuV/m     dB              dB

  1   31807.680   7.87  40.82  51.43  53.65  41.37  68.20 -26.83 Peak        -9.54
  2   36432.240   7.97  42.10  49.55  51.60  42.58  74.00 -31.42 Peak        -9.54
  3 pp38189.710   7.75  42.23  50.31  53.84  43.97  68.20 -24.23 Peak        -9.54
```

Remark: The maximum emission above the noise floor within the operating band (U-NII-1/ U-NII-2A/ U-NII-2C/ U-NII-3) shown in the above plots is the fundamental frequency component, which is exempt from this test. Refer to the RF output power measurement section for relevant results.

Unless otherwise agreed in writing, this document is issued by the Company subject to its General Conditions of Service printed overleaf, available on request or accessible at https://www.sgs.com/en/Terms-and-Conditions. Attention is drawn to the limitation of liability, indemnification and jurisdiction issues defined therein. Any holder of this document is advised that information contained hereon reflects the Company's findings at the time of its intervention only and within the limits of Client's instructions, if any. The Company's sole responsibility is to its Client and this document does not exonerate parties to a transaction from exercising all their rights and obligations under the transaction documents. This document cannot be reproduced except in full, without prior written approval of the Company. Any unauthorized alteration, forgery or falsification of the content or appearance of this document is unlawful and offenders may be prosecuted to the fullest extent of the law. Unless otherwise stated the results shown in this test report refer only to the sample(s) tested and such sample(s) are retained for 30 days only.
Attention: To check the authenticity of testing /inspection report & certificate, please contact us at telephone: (86-755) 8307 1443, or email: CN.Doccheck@sgs.com
SGS-CSTC Standards Technical Services Co., Ltd. Shenzhen Branch Electromagnetic Compatibility Laboratory
No.1 Workshop, M-10, Middle Section, Science & Technology Park, Nanshan District, Shenzhen, Guangdong, China 518057 t (86-755) 26012053 f (86-755) 26710594 www.sgsgroup.com.cn
中国·广东·深圳市南山区科技园中区M-10栋1号厂房 邮编: 518057 t (86-755) 26012053 f (86-755) 26710594 sgs.china@sgs.com
Member of the SGS Group (SGS SA)

7.4 Radiated Emissions which fall in the restricted bands

Test Requirement 47 CFR Part 15, Subpart C 15.209 & Subpart E 15.407(b)
Test Method: ANSI C63.10 (2020) Section 6.10.5 & 12.7.2
Measurement Distance: 3m
Test Engineer: Mihawk Li

Limit:

Frequency(MHz)	Field strength(microvolts/meter)	Measurement distance(meters)
0.009-0.490	2400/F(kHz)	300
0.490-1.705	24000/F(kHz)	30
1.705-30.0	30	30
30-88	100	3
88-216	150	3
216-960	200	3
Above 960	500	3

*(1) For transmitters operating in the 5.15-5.25 GHz band: All emissions outside of the 5.15-5.35 GHz band shall not exceed an e.i.r.p. of −27 dBm/MHz.

(2) For transmitters operating in the 5.25-5.35 GHz band: All emissions outside of the 5.15-5.35 GHz band shall not exceed an e.i.r.p. of −27 dBm/MHz.

(3) For transmitters operating in the 5.47-5.725 GHz band: All emissions outside of the 5.47-5.725 GHz band shall not exceed an e.i.r.p. of −27 dBm/MHz.

(4) For transmitters operating in the 5.725-5.85 GHz band:

(i) All emissions shall be limited to a level of −27 dBm/MHz at 75 MHz or more above or below the band edge increasing linearly to 10 dBm/MHz at 25 MHz above or below the band edge, and from 25 MHz above or below the band edge increasing linearly to a level of 15.6 dBm/MHz at 5 MHz above or below the band edge, and from 5 MHz above or below the band edge increasing linearly to a level of 27 dBm/MHz at the band edge.

Remark: The emission limits shown in the above table are based on measurements employing a CISPR quasi-peak detector except for the frequency bands 9-90kHz, 110-490kHz and above 1000 MHz. Radiated emission limits in these three bands are based on measurements employing an average detector, the peak field strength of any emission shall not exceed the maximum permitted average limits specified above by more than 20 dB under any condition of modulation.

Unless otherwise agreed in writing, this document is issued by the Company subject to its General Conditions of Service printed overleaf, available on request or accessible at https://www.sgs.com/en/Terms-and-Conditions. Attention is drawn to the limitation of liability, indemnification and jurisdiction issues defined therein. Any holder of this document is advised that information contained hereon reflects the Company's findings at the time of its intervention only and within the limits of Client's instructions, if any. The Company's sole responsibility is to its Client and this document does not exonerate parties to a transaction from exercising all their rights and obligations under the transaction documents. This document cannot be reproduced except in full, without prior written approval of the Company. Any unauthorized alteration, forgery or falsification of the content or appearance of this document is unlawful and offenders may be prosecuted to the fullest extent of the law. Unless otherwise stated the results shown in this test report refer only to the sample(s) tested and such sample(s) are retained for 30 days only.
Attention: To check the authenticity of testing /inspection report & certificate, please contact us at telephone: (86-755) 8307 1443, or email: CN.Doccheck@sgs.com
SGS-CSTC Standards Technical Services Co., Ltd. Shenzhen Branch Electromagnetic Compatibility Laboratory
No.1 Workshop, M-10, Middle Section, Science & Technology Park, Nanshan District, Shenzhen, Guangdong, China 518057 t (86-755) 26012053 f (86-755) 26710594 www.sgsgroup.com.cn
中国・广东・深圳市南山区科技园中区M-10栋1号厂房 邮编: 518057 t (86-755) 26012053 f (86-755) 26710594 sgs.china@sgs.com
Member of the SGS Group (SGS SA)

7.4.1 E.U.T. Operation

Operating Environment:

Temperature: 20.6 °C Humidity: 51.8 % RH Atmospheric Pressure: 1020 mbar

7.4.2 Test Mode Description

Pre-scan / Final test	Mode Code	Description
Final test	03	TX mode (U-NII-1)_Keep the EUT in continuously transmitting mode with all modulation types. All data rates for each modulation type have been tested and found the data rate @ 6Mbps is the worst case of IEEE 802.11a; data rate @ MCS0 is the worst case of IEEE 802.11n/ac/ax 20/40, Only the data of worst case is recorded in the report.
Final test	04	TX mode (U-NII-2A) _Keep the EUT in continuously transmitting mode with all modulation types. All data rates for each modulation type have been tested and found the data rate @ 6Mbps is the worst case of IEEE 802.11a; data rate @ MCS0 is the worst case of IEEE 802.11n/ac/ax 20/40, Only the data of worst case is recorded in the report.
Final test	05	TX mode (U-NII-2C) _Keep the EUT in continuously transmitting mode with all modulation types. All data rates for each modulation type have been tested and found the data rate @ 6Mbps is the worst case of IEEE 802.11a; data rate @ MCS0 is the worst case of IEEE 802.11n/ac/ax 20/40, Only the data of worst case is recorded in the report.
Final test	06	TX mode (U-NII-3) _Keep the EUT in continuously transmitting mode with all modulation types. All data rates for each modulation type have been tested and found the data rate @ 6Mbps is the worst case of IEEE 802.11a; data rate @ MCS0 is the worst case of IEEE 802.11n/ac/ax 20/40, Only the data of worst case is recorded in the report.

7.4.3 Test Setup Diagram

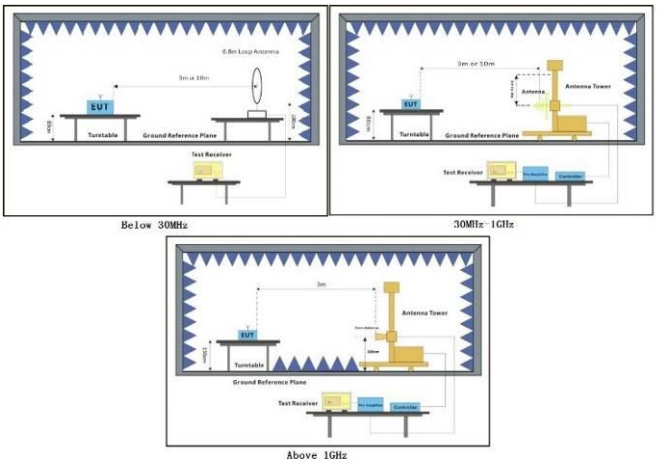

Unless otherwise agreed in writing, this document is issued by the Company subject to its General Conditions of Service printed overleaf, available on request or accessible at https://www.sgs.com/en/Terms-and-Conditions. Attention is drawn to the limitation of liability, indemnification and jurisdiction issues defined therein. Any holder of this document is advised that information contained hereon reflects the Company's findings at the time of its intervention only and within the limits of Client's instructions, if any. The Company's sole responsibility is to its Client and this document does not exonerate parties to a transaction from exercising all their rights and obligations under the transaction documents. This document cannot be reproduced except in full, without prior written approval of the Company. Any unauthorized alteration, forgery or falsification of the content or appearance of this document is unlawful and offenders may be prosecuted to the fullest extent of the law. Unless otherwise stated the results shown in this test report refer only to the sample(s) tested and such sample(s) are retained for 30 days only.
Attention: To check the authenticity of testing /inspection report & certificate, please contact us at telephone: (86-755) 8307 1443, or email: CN.Doccheck@sgs.com
SGS-CSTC Standards Technical Services Co., Ltd. Shenzhen Branch Electromagnetic Compatibility Laboratory
No.1 Workshop, M-10, Middle Section, Science & Technology Park, Nanshan District, Shenzhen, Guangdong, China 518057 t (86-755) 26012053 f (86-755) 26710594 www.sgsgroup.com.cn
中国·广东·深圳市南山区科技园中区M-10栋1号厂房 邮编: 518057 t (86-755) 26012053 f (86-755) 26710594 sgs.china@sgs.com
Member of the SGS Group (SGS SA)

7.4.4 Measurement Procedure and Data

a. For below 1GHz, the EUT was placed on the top of a rotating table 0.8 meters above the ground at a 3 or 10 meter semi-anechoic chamber. The table was rotated 360 degrees to determine the position of the highest radiation.

b. For above 1GHz, the EUT was placed on the top of a rotating table 1.5 meters above the ground at a 3 meter fully-anechoic chamber. The table was rotated 360 degrees to determine the position of the highest radiation.

c. The EUT was set 3 meters away from the interference-receiving antenna, which was mounted on the top of a variable-height antenna tower.

d. The antenna height is varied from one meter to four meters above the ground to determine the maximum value of the field strength. Both horizontal and vertical polarizations of the antenna are set to make the measurement.

e. For each suspected emission, the EUT was arranged to its worst case and then the antenna was tuned to heights from 1 meter to 4 meters (for the test frequency of below 30MHz, the antenna was tuned to heights 1 meter) and the rotatable table was turned from 0 degrees to 360 degrees to find the maximum reading.

f. The test-receiver system was set to Peak Detect Function and Specified Bandwidth with Maximum Hold Mode.

g. If the emission level of the EUT in peak mode was 10dB lower than the limit specified, then testing could be stopped and the peak values of the EUT would be reported. Otherwise the emissions that did not have 10dB margin would be re-tested one by one using peak, quasi-peak or average method as specified and then reported in a data sheet.

h. Test the EUT in the lowest channel, the middle channel, the Highest channel.

i. The radiation measurements are performed in X, Y, Z axis positioning for Transmitting mode, and found the X axis positioning which it is the worst case.

j. Repeat above procedures until all frequencies measured was complete.

Remark 1: Level= Read Level+ Cable Loss+ Antenna Factor- Preamp Factor

Remark 2:The resolution bandwidth of test receiver/spectrum analyzer is 1MHz and the video bandwidth is 3MHz for Peak detection (PK) and Average detection (AV) at frequency above 1GHz.

Remark 3: For fundamental and harmonic signal measurement, the resolution bandwidth of test receiver/spectrum analyzer is 1MHz and the video bandwidth is⩾1/T (Duty cycle<98%) or 10Hz (Duty cycle⩾98%) for Average detection (AV) at frequency above 1GHz.

Unless otherwise agreed in writing, this document is issued by the Company subject to its General Conditions of Service printed overleaf, available on request or accessible at https://www.sgs.com/en/Terms-and-Conditions. Attention is drawn to the limitation of liability, indemnification and jurisdiction issues defined therein. Any holder of this document is advised that information contained hereon reflects the Company's findings at the time of its intervention only and within the limits of Client's instructions, if any. The Company's sole responsibility is to its Client and this document does not exonerate parties to a transaction from exercising all their rights and obligations under the transaction documents. This document cannot be reproduced except in full, without prior written approval of the Company. Any unauthorized alteration, forgery or falsification of the content or appearance of this document is unlawful and offenders may be prosecuted to the fullest extent of the law. Unless otherwise stated the results shown in this test report refer only to the sample(s) tested and such sample(s) are retained for 30 days only.
Attention: To check the authenticity of testing /inspection report & certificate, please contact us at telephone: (86-755) 8307 1443, or email: CN.Doccheck@sgs.com
SGS-CSTC Standards Technical Services Co., Ltd. Shenzhen Branch Electromagnetic Compatibility Laboratory
No.1 Workshop, M-10, Middle Section, Science & Technology Park, Nanshan District, Shenzhen, Guangdong, China 518057 t (86-755) 26012053 f (86-755) 26710594 www.sgsgroup.com.cn
中国・广东・深圳市南山区科技园中区M-10栋1号厂房 邮编: 518057 t (86-755) 26012053 f (86-755) 26710594 sgs.china@sgs.com
Member of the SGS Group (SGS SA)

11a_TX_CH_36_Horizontal-Peak.gif

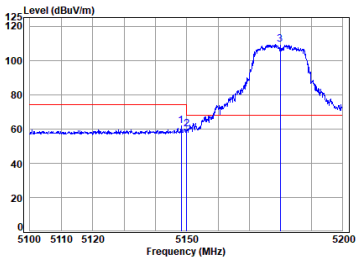


```
Condition: 3m HORIZONTAL
Job No    : 00889AT/00890AT
Mode      : 5180 Band edge
          : 5G Wi-Fi 11A
                Cable    Ant Preamp   Read         Limit   Over                Aux
           Freq  Loss Factor Factor  Level  Level   Line  Limit Remark      Factor
           MHz    dB   dB/m     dB   dBuV dBuV/m dBuV/m     dB                  dB

  1     5148.158 10.13 33.30 29.95 48.09 61.57 74.00 -12.43 Peak            0.00
  2     5149.980 10.14 33.30 29.95 46.16 59.65 74.00 -14.35 Peak            0.00
  3 pp  5180.000 10.25 33.30 29.94 95.73 109.34 68.20 41.14 Peak            0.00
```

11a_TX_CH_36_Horizontal-Avg.gif

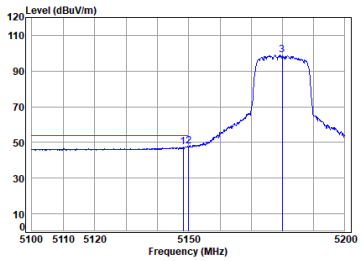


```
Condition: 3m HORIZONTAL
Job No    : 00889AT/00890AT
Mode      : 5180 Band edge
          : 5G Wi-Fi 11A
                Cable    Ant Preamp   Read         Limit   Over                Aux
           Freq  Loss Factor Factor  Level  Level   Line  Limit Remark      Factor
           MHz    dB   dB/m     dB   dBuV dBuV/m dBuV/m     dB                  dB

  1     5148.158 10.13 33.30 29.95 34.08 47.56 54.00 -6.44 Average         0.00
  2 pp  5149.980 10.14 33.30 29.95 34.37 47.86 54.00 -6.14 Average         0.00
  3     5180.000 10.25 33.30 29.94 85.40 99.01 ------ ------ Average         0.00
```

11a_TX_CH_36_Vertical-Peak.gif

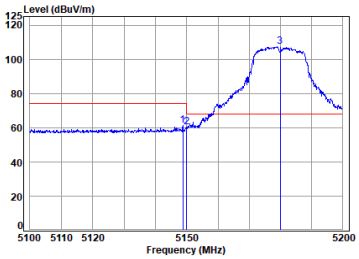


```
Condition: 3m VERTICAL
Job No    : 00889AT/00890AT
Mode      : 5180 Band edge
          : 5G Wi-Fi 11A
                Cable    Ant Preamp   Read         Limit   Over                Aux
           Freq  Loss Factor Factor  Level  Level   Line  Limit Remark      Factor
           MHz    dB   dB/m     dB   dBuV dBuV/m dBuV/m     dB                  dB

  1     5148.757 10.14 33.30 29.95 47.61 61.10 74.00 -12.90 Peak            0.00
  2     5149.980 10.14 33.30 29.95 46.94 60.43 74.00 -13.57 Peak            0.00
  3 pp  5180.000 10.25 33.30 29.94 93.61 107.22 68.20 39.02 Peak            0.00
```

11a_TX_CH_36_Vertical-Avg.gif

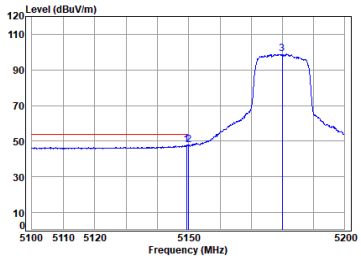


```
Condition: 3m VERTICAL
Job No    : 00889AT/00890AT
Mode      : 5180 Band edge
          : 5G Wi-Fi 11A
                Cable    Ant Preamp   Read         Limit   Over                Aux
           Freq  Loss Factor Factor  Level  Level   Line  Limit Remark      Factor
           MHz    dB   dB/m     dB   dBuV dBuV/m dBuV/m     dB                  dB

  1     5149.257 10.14 33.30 29.95 34.25 47.74 54.00 -6.26 Average         0.00
  2 pp  5149.980 10.14 33.30 29.95 34.37 47.86 54.00 -6.14 Average         0.00
  3     5180.000 10.25 33.30 29.94 85.21 98.82 ------ ------ Average         0.00
```

Unless otherwise agreed in writing, this document is issued by the Company subject to its General Conditions of Service printed overleaf, available on request or accessible at https://www.sgs.com/en/Terms-and-Conditions. Attention is drawn to the limitation of liability, indemnification and jurisdiction issues defined therein. Any holder of this document is advised that information contained hereon reflects the Company's findings at the time of its intervention only and within the limits of Client's instructions, if any. The Company's sole responsibility is to its Client and this document does not exonerate parties to a transaction from exercising all their rights and obligations under the transaction documents. This document cannot be reproduced except in full, without prior written approval of the Company. Any unauthorized alteration, forgery or falsification of the content or appearance of this document is unlawful and offenders may be prosecuted to the fullest extent of the law. Unless otherwise stated the results shown in this test report refer only to the sample(s) tested and such sample(s) are retained for 30 days only.
Attention: To check the authenticity of testing /inspection report & certificate, please contact us at telephone: (86-755) 8307 1443, or email: CN.Doccheck@sgs.com
SGS-CSTC Standards Technical Services Co., Ltd. Shenzhen Branch Electromagnetic Compatibility Laboratory
No.1 Workshop, M-10, Middle Section, Science & Technology Park, Nanshan District, Shenzhen, Guangdong, China 518057 t (86-755) 26012053 f (86-755) 26710594 www.sgsgroup.com.cn
中国・广东・深圳市南山区科技园中区M-10栋1号厂房 邮编: 518057 t (86-755) 26012053 f (86-755) 26710594 sgs.china@sgs.com
Member of the SGS Group (SGS SA)

11ac_HT(20M)_TX_CH_36_Horizontal-Peak.gif

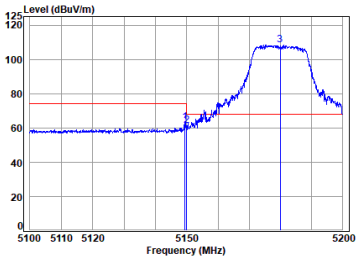

Condition: 3m HORIZONTAL
Job No : 00889AT/00890AT
Mode : 5180 Band edge
: 5G Wi-Fi 11AC20

	Freq	Cable Loss	Ant Factor	Preamp Factor	Read Level	Level	Limit Line	Over Limit	Remark	Aux Factor
	MHz	dB	dB/m	dB	dBuV	dBuV/m	dBuV/m	dB		dB
1	5149.357	10.14	33.30	29.95	49.56	63.05	74.00	-10.95	Peak	0.00
2	5149.980	10.14	33.30	29.95	47.89	61.38	74.00	-12.62	Peak	0.00
3 pp	5180.000	10.25	33.30	29.94	94.86	108.47	68.20	40.27	Peak	0.00

11ac_HT(20M)_TX_CH_36_Horizontal-Avg.gif

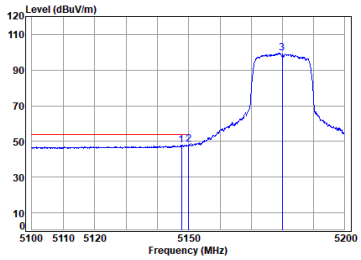

Condition: 3m HORIZONTAL
Job No : 00889AT/00890AT
Mode : 5180 Band edge
: 5G Wi-Fi 11AC20

	Freq	Cable Loss	Ant Factor	Preamp Factor	Read Level	Level	Limit Line	Over Limit	Remark	Aux Factor
	MHz	dB	dB/m	dB	dBuV	dBuV/m	dBuV/m	dB		dB
1	5147.658	10.13	33.30	29.95	34.42	47.90	54.00	-6.10	Average	0.00
2 pp	5149.980	10.14	33.30	29.95	34.81	48.30	54.00	-5.70	Average	0.00
3	5180.000	10.25	33.30	29.94	86.04	99.65	------	------	Average	0.00

11ac_HT(20M)_TX_CH_36_Vertical-Peak.gif

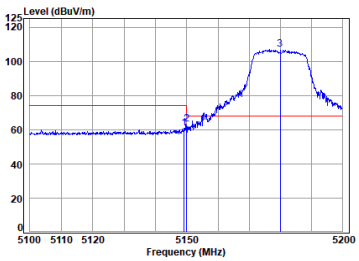

Condition: 3m VERTICAL
Job No : 00889AT/00890AT
Mode : 5180 Band edge
: 5G Wi-Fi 11AC20

	Freq	Cable Loss	Ant Factor	Preamp Factor	Read Level	Level	Limit Line	Over Limit	Remark	Aux Factor
	MHz	dB	dB/m	dB	dBuV	dBuV/m	dBuV/m	dB		dB
1	5149.157	10.14	33.30	29.95	47.53	61.02	74.00	-12.98	Peak	0.00
2	5149.980	10.14	33.30	29.95	49.77	63.26	74.00	-10.74	Peak	0.00
3 pp	5180.000	10.25	33.30	29.94	93.12	106.73	68.20	38.53	Peak	0.00

11ac_HT(20M)_TX_CH_36_Vertical-Avg.gif

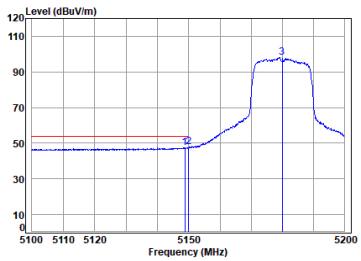

Condition: 3m VERTICAL
Job No : 00889AT/00890AT
Mode : 5180 Band edge
: 5G Wi-Fi 11AC20

	Freq	Cable Loss	Ant Factor	Preamp Factor	Read Level	Level	Limit Line	Over Limit	Remark	Aux Factor
	MHz	dB	dB/m	dB	dBuV	dBuV/m	dBuV/m	dB		dB
1	5148.757	10.14	33.30	29.95	34.04	47.53	54.00	-6.47	Average	0.00
2 pp	5149.980	10.14	33.30	29.95	34.21	47.70	54.00	-6.30	Average	0.00
3	5180.000	10.25	33.30	29.94	84.32	97.93	------	------	Average	0.00

Unless otherwise agreed in writing, this document is issued by the Company subject to its General Conditions of Service printed overleaf, available on request or accessible at https://www.sgs.com/en/Terms-and-Conditions. Attention is drawn to the limitation of liability, indemnification and jurisdiction issues defined therein. Any holder of this document is advised that information contained hereon reflects the Company's findings at the time of its intervention only and within the limits of Client's instructions, if any. The Company's sole responsibility is to its Client and this document does not exonerate parties to a transaction from exercising all their rights and obligations under the transaction documents. This document cannot be reproduced except in full, without prior written approval of the Company. Any unauthorized alteration, forgery or falsification of the content or appearance of this document is unlawful and offenders may be prosecuted to the fullest extent of the law. Unless otherwise stated the results shown in this test report refer only to the sample(s) tested and such sample(s) are retained for 30 days only.
Attention: To check the authenticity of testing /inspection report & certificate, please contact us at telephone: (86-755) 8307 1443, or email: CN.Doccheck@sgs.com
SGS-CSTC Standards Technical Services Co., Ltd. Shenzhen Branch Laboratory
No.1 Workshop, M-10, Middle Section, Science & Technology Park, Nanshan District, Shenzhen, Guangdong, China 518057 t (86-755) 26012053 f (86-755) 26710594 www.sgsgroup.com.cn
中国·广东·深圳市南山区科技园中区M-10栋1号厂房 邮编:518057 t (86-755) 26012053 f (86-755) 26710594 sgs.china@sgs.com
Member of the SGS Group (SGS SA)

11ax_20M_TX_CH_36_Horizontal-Peak.gif

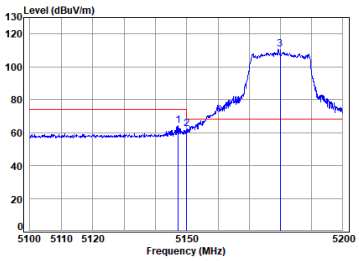

Condition: 3m HORIZONTAL
Job No : 00889AT/00890AT
Mode : 5180 Band edge
: 5G Wi-Fi 11AX20

	Freq	Cable Loss	Ant Factor	Preamp Factor	Read Level	Level	Limit Line	Over Limit	Remark	Aux Factor
	MHz	dB	dB/m	dB	dBuV	dBuV/m	dBuV/m	dB		dB
1	5147.258	10.13	33.30	29.95	50.74	64.22	74.00	-9.78	Peak	0.00
2	5149.980	10.14	33.30	29.95	48.55	62.04	74.00	-11.96	Peak	0.00
3 pp	5180.000	10.25	33.30	29.94	97.09	110.70	68.20	42.50	Peak	0.00

11ax_20M_TX_CH_36_Horizontal-Avg.gif

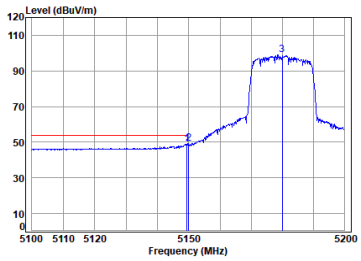

Condition: 3m HORIZONTAL
Job No : 00889AT/00890AT
Mode : 5180 Band edge
: 5G Wi-Fi 11AX20

	Freq	Cable Loss	Ant Factor	Preamp Factor	Read Level	Level	Limit Line	Over Limit	Remark	Aux Factor
	MHz	dB	dB/m	dB	dBuV	dBuV/m	dBuV/m	dB		dB
1	5149.357	10.14	33.30	29.95	35.25	48.74	54.00	-5.26	Average	0.00
2 pp	5149.980	10.14	33.30	29.95	35.81	49.30	54.00	-4.70	Average	0.00
3	5180.000	10.25	33.30	29.94	85.48	99.09	------	------	Average	0.00

11ax_20M_TX_CH_36_Vertical-Peak.gif

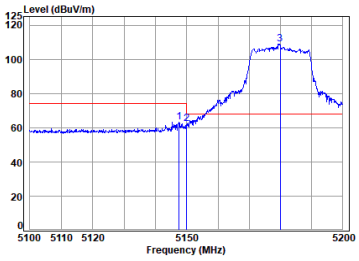

Condition: 3m VERTICAL
Job No : 00889AT/00890AT
Mode : 5180 Band edge
: 5G Wi-Fi 11AX20

	Freq	Cable Loss	Ant Factor	Preamp Factor	Read Level	Level	Limit Line	Over Limit	Remark	Aux Factor
	MHz	dB	dB/m	dB	dBuV	dBuV/m	dBuV/m	dB		dB
1	5147.558	10.13	33.30	29.95	49.77	63.25	74.00	-10.75	Peak	0.00
2	5149.980	10.14	33.30	29.95	48.65	62.14	74.00	-11.86	Peak	0.00
3 pp	5180.000	10.25	33.30	29.94	95.36	108.97	68.20	40.77	Peak	0.00

11ax_20M_TX_CH_36_Vertical-Avg.gif

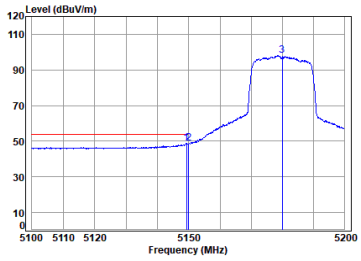

Condition: 3m VERTICAL
Job No : 00889AT/00890AT
Mode : 5180 Band edge
: 5G Wi-Fi 11AX20

	Freq	Cable Loss	Ant Factor	Preamp Factor	Read Level	Level	Limit Line	Over Limit	Remark	Aux Factor
	MHz	dB	dB/m	dB	dBuV	dBuV/m	dBuV/m	dB		dB
1 pp	5149.257	10.14	33.30	29.95	35.28	48.77	54.00	-5.23	Average	0.00
2	5149.980	10.14	33.30	29.95	35.19	48.68	54.00	-5.32	Average	0.00
3	5180.000	10.25	33.30	29.94	84.32	97.93	------	------	Average	0.00

Unless otherwise agreed in writing, this document is issued by the Company subject to its General Conditions of Service printed overleaf, available on request or accessible at https://www.sgs.com/en/Terms-and-Conditions. Attention is drawn to the limitation of liability, indemnification and jurisdiction issues defined therein. Any holder of this document is advised that information contained hereon reflects the Company's findings at the time of its intervention only and within the limits of Client's instructions, if any. The Company's sole responsibility is to its Client and this document does not exonerate parties to a transaction from exercising all their rights and obligations under the transaction documents. This document cannot be reproduced except in full, without prior written approval of the Company. Any unauthorized alteration, forgery or falsification of the content or appearance of this document is unlawful and offenders may be prosecuted to the fullest extent of the law. Unless otherwise stated the results shown in this test report refer only to the sample(s) tested and such sample(s) are retained for 30 days only.
Attention: To check the authenticity of testing /inspection report & certificate, please contact us at telephone: (86-755) 8307 1443, or email: CN.Doccheck@sgs.com
SGS-CSTC Standards Technical Services Co., Ltd. Shenzhen Branch Laboratory
No.1 Workshop, M-10, Middle Section, Science & Technology Park, Nanshan District, Shenzhen, Guangdong, China 518057 t (86-755) 26012053 f (86-755) 26710594 www.sgsgroup.com.cn
中国・广东・深圳市南山区科技园中区M-10栋1号厂房 邮编: 518057 t (86-755) 26012053 f (86-755) 26710594 sgs.china@sgs.com

11a_TX_CH_64_Horizontal-Peak.gif

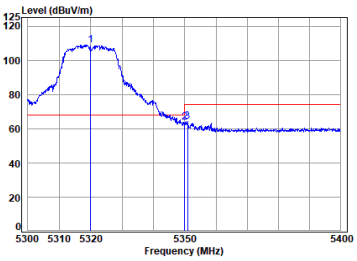


```
Condition: 3m HORIZONTAL
Job No   : 00889AT/00890AT
Mode     : 5320 Band edge
         : 5G Wi-Fi 11A
                Cable    Ant Preamp   Read          Limit   Over                Aux
           Freq  Loss Factor Factor  Level  Level   Line  Limit Remark      Factor
           MHz    dB   dB/m    dB   dBuV dBuV/m dBuV/m    dB                  dB

 1 pp 5320.000 10.35 33.06 29.90 95.48 108.99 68.20 40.79 Peak            0.00
 2    5350.020 10.45 33.00 29.89 50.08  63.64 74.00 -10.36 Peak            0.00
 3    5350.966 10.45 33.00 29.89 50.53  64.09 74.00  -9.91 Peak            0.00
```

11a_TX_CH_64_Horizontal-Avg.gif

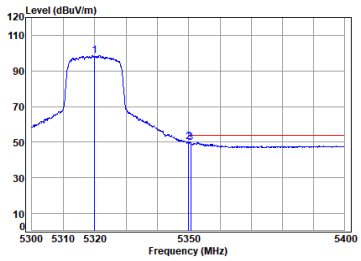


```
Condition: 3m HORIZONTAL
Job No   : 00889AT/00890AT
Mode     : 5320 Band edge
         : 5G Wi-Fi 11A
                Cable    Ant Preamp   Read          Limit   Over                Aux
           Freq  Loss Factor Factor  Level  Level   Line  Limit Remark      Factor
           MHz    dB   dB/m    dB   dBuV dBuV/m dBuV/m    dB                  dB

 1    5320.000 10.35 33.06 29.90 85.17  98.68 ------ ------ Average         0.00
 2 pp 5350.020 10.45 33.00 29.89 36.82  50.38 54.00  -3.62 Average         0.00
 3    5350.667 10.45 33.00 29.89 36.19  49.75 54.00  -4.25 Average         0.00
```

11a_TX_CH_64_Vertical-Peak.gif

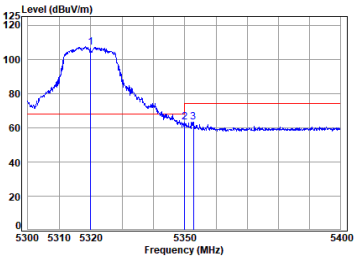


```
Condition: 3m VERTICAL
Job No   : 00889AT/00890AT
Mode     : 5320 Band edge
         : 5G Wi-Fi 11A
                Cable    Ant Preamp   Read          Limit   Over                Aux
           Freq  Loss Factor Factor  Level  Level   Line  Limit Remark      Factor
           MHz    dB   dB/m    dB   dBuV dBuV/m dBuV/m    dB                  dB

 1 pp 5320.000 10.35 33.06 29.90 93.47 106.98 68.20 38.78 Peak            0.00
 2    5350.020 10.45 33.00 29.89 49.45  63.01 74.00 -10.99 Peak            0.00
 3    5352.767 10.46 33.01 29.89 49.73  63.31 74.00 -10.69 Peak            0.00
```

11a_TX_CH_64_Vertical-Avg.gif

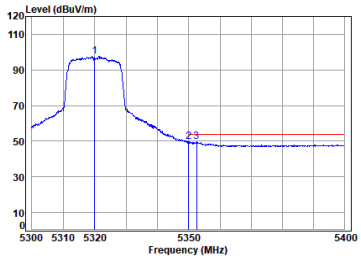


```
Condition: 3m VERTICAL
Job No   : 00889AT/00890AT
Mode     : 5320 Band edge
         : 5G Wi-Fi 11A
                Cable    Ant Preamp   Read          Limit   Over                Aux
           Freq  Loss Factor Factor  Level  Level   Line  Limit Remark      Factor
           MHz    dB   dB/m    dB   dBuV dBuV/m dBuV/m    dB                  dB

 1    5320.000 10.35 33.06 29.90 84.14  97.65 ------ ------ Average         0.00
 2 pp 5350.020 10.45 33.00 29.89 36.35  49.91 54.00  -4.09 Average         0.00
 3    5352.467 10.46 33.00 29.89 36.04  49.61 54.00  -4.39 Average         0.00
```

Unless otherwise agreed in writing, this document is issued by the Company subject to its General Conditions of Service printed overleaf, available on request or accessible at https://www.sgs.com/en/Terms-and-Conditions. Attention is drawn to the limitation of liability, indemnification and jurisdiction issues defined therein. Any holder of this document is advised that information contained hereon reflects the Company's findings at the time of its intervention only and within the limits of Client's instructions, if any. The Company's sole responsibility is to its Client and this document does not exonerate parties to a transaction from exercising all their rights and obligations under the transaction documents. This document cannot be reproduced except in full, without prior written approval of the Company. Any unauthorized alteration, forgery or falsification of the content or appearance of this document is unlawful and offenders may be prosecuted to the fullest extent of the law. Unless otherwise stated the results shown in this test report refer only to the sample(s) tested and such sample(s) are retained for 30 days only.
Attention: To check the authenticity of testing /inspection report & certificate, please contact us at telephone: (86-755) 8307 1443, or email: CN.Doccheck@sgs.com
SGS-CSTC Standards Technical Services Co., Ltd. Shenzhen Branch Electromagnetic Compatibility Laboratory
No.1 Workshop, M-10, Middle Section, Science & Technology Park, Nanshan District, Shenzhen, Guangdong, China 518057 t (86-755) 26012053 f (86-755) 26710594 www.sgsgroup.com.cn
中国·广东·深圳市南山区科技园中区M-10栋1号厂房 邮编:518057 t (86-755) 26012053 f (86-755) 26710594 sgs.china@sgs.com
Member of the SGS Group (SGS SA)

11ac_HT(20M)_TX_CH_64_Horizontal-Peak.gif

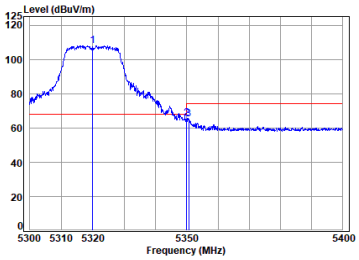


```
Condition: 3m HORIZONTAL
Job No   : 00889AT/00890AT
Mode     : 5320 Band edge
         : 5G Wi-Fi 11AC20
                Cable    Ant Preamp   Read         Limit   Over                Aux
           Freq  Loss Factor Factor  Level  Level   Line  Limit Remark     Factor
          MHz    dB   dB/m    dB   dBuV dBuV/m dBuV/m    dB                 dB

  1 pp 5320.000 10.35 33.06 29.90 94.60 108.11 68.20 39.91 Peak            0.00
  2    5350.020 10.45 33.00 29.89 52.10  65.66 74.00 -8.34 Peak            0.00
  3    5350.667 10.45 33.00 29.89 51.49  65.05 74.00 -8.95 Peak            0.00
```

11ac_HT(20M)_TX_CH_64_Horizontal-Avg.gif

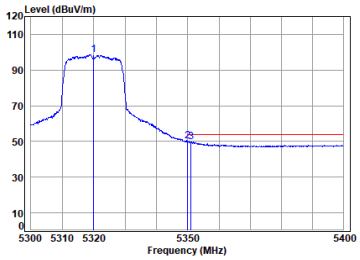


```
Condition: 3m HORIZONTAL
Job No   : 00889AT/00890AT
Mode     : 5320 Band edge
         : 5G Wi-Fi 11AC20
                Cable    Ant Preamp   Read         Limit   Over                Aux
           Freq  Loss Factor Factor  Level  Level   Line  Limit Remark     Factor
          MHz    dB   dB/m    dB   dBuV dBuV/m dBuV/m    dB                 dB

  1    5320.000 10.35 33.06 29.90 85.13  98.64 ------ ------ Average       0.00
  2 pp 5350.020 10.45 33.00 29.89 36.52  50.08  54.00 -3.92 Average       0.00
  3    5351.066 10.45 33.00 29.89 36.07  49.63  54.00 -4.37 Average       0.00
```

11ac_HT(20M)_TX_CH_64_Vertical-Peak.gif

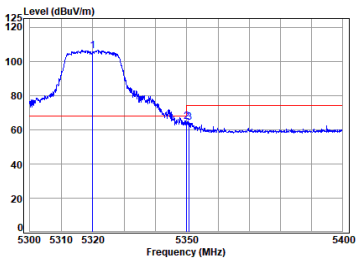


```
Condition: 3m VERTICAL
Job No   : 00889AT/00890AT
Mode     : 5320 Band edge
         : 5G Wi-Fi 11AC20
                Cable    Ant Preamp   Read         Limit   Over                Aux
           Freq  Loss Factor Factor  Level  Level   Line  Limit Remark     Factor
          MHz    dB   dB/m    dB   dBuV dBuV/m dBuV/m    dB                 dB

  1 pp 5320.000 10.35 33.06 29.90 92.57 106.08 68.20 37.88 Peak            0.00
  2    5350.020 10.45 33.00 29.89 50.90  64.46 74.00 -9.54 Peak            0.00
  3    5350.767 10.45 33.00 29.89 50.40  63.96 74.00 -10.04 Peak           0.00
```

11ac_HT(20M)_TX_CH_64_Vertical-Avg.gif

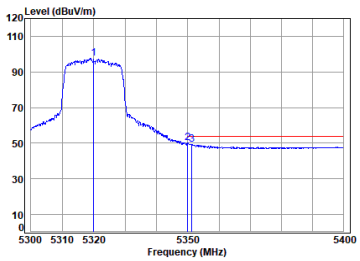


```
Condition: 3m VERTICAL
Job No   : 00889AT/00890AT
Mode     : 5320 Band edge
         : 5G Wi-Fi 11AC20
                Cable    Ant Preamp   Read         Limit   Over                Aux
           Freq  Loss Factor Factor  Level  Level   Line  Limit Remark     Factor
          MHz    dB   dB/m    dB   dBuV dBuV/m dBuV/m    dB                 dB

  1    5320.000 10.35 33.06 29.90 84.03  97.54 ------ ------ Average       0.00
  2 pp 5350.020 10.45 33.00 29.89 36.49  50.05  54.00 -3.95 Average       0.00
  3    5351.367 10.46 33.00 29.89 35.78  49.35  54.00 -4.65 Average       0.00
```

Unless otherwise agreed in writing, this document is issued by the Company subject to its General Conditions of Service printed overleaf, available on request or accessible at https://www.sgs.com/en/Terms-and-Conditions. Attention is drawn to the limitation of liability, indemnification and jurisdiction issues defined therein. Any holder of this document is advised that information contained hereon reflects the Company's findings at the time of its intervention only and within the limits of Client's instructions, if any. The Company's sole responsibility is to its Client and this document does not exonerate parties to a transaction from exercising all their rights and obligations under the transaction documents. This document cannot be reproduced except in full, without prior written approval of the Company. Any unauthorized alteration, forgery or falsification of the content or appearance of this document is unlawful and offenders may be prosecuted to the fullest extent of the law. Unless otherwise stated the results shown in this test report refer only to the sample(s) tested and such sample(s) are retained for 30 days only.
Attention: To check the authenticity of testing /inspection report & certificate, please contact us at telephone: (86-755) 8307 1443, or email: CN.Doccheck@sgs.com
SGS-CSTC Standards Technical Services Co., Ltd. Shenzhen Branch Laboratory
No.1 Workshop, M-10, Middle Section, Science & Technology Park, Nanshan District, Shenzhen, Guangdong, China 518057 t (86-755) 26012053 f (86-755) 26710594 www.sgsgroup.com.cn
中国・广东・深圳市南山区科技园中区M-10栋1号厂房 邮编: 518057 t (86-755) 26012053 f (86-755) 26710594 sgs.china@sgs.com
Member of the SGS Group (SGS SA)

11ax_20M_TX_CH_64_Horizontal-Peak.gif

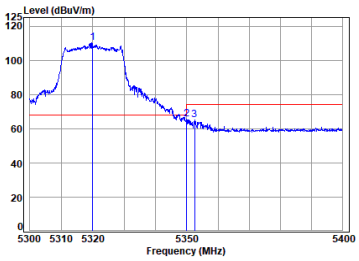


```
Condition: 3m HORIZONTAL
Job No   : 00889AT/00890AT
Mode     : 5320 Band edge
         : 5G Wi-Fi 11AX20
                Cable    Ant Preamp   Read          Limit   Over                Aux
           Freq  Loss Factor Factor  Level  Level   Line  Limit Remark      Factor
           MHz    dB   dB/m    dB   dBuV dBuV/m dBuV/m    dB                  dB

 1 pp 5320.000 10.35 33.06 29.90 96.54 110.05 68.20 41.85 Peak           0.00
 2    5350.020 10.45 33.00 29.89 52.07  65.63 74.00 -8.37 Peak           0.00
 3    5352.467 10.46 33.00 29.89 51.61  65.18 74.00 -8.82 Peak           0.00
```

11ax_20M_TX_CH_64_Horizontal-Avg.gif

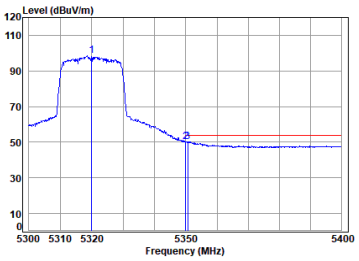


```
Condition: 3m HORIZONTAL
Job No   : 00889AT/00890AT
Mode     : 5320 Band edge
         : 5G Wi-Fi 11AX20
                Cable    Ant Preamp   Read          Limit   Over                Aux
           Freq  Loss Factor Factor  Level  Level   Line  Limit Remark      Factor
           MHz    dB   dB/m    dB   dBuV dBuV/m dBuV/m    dB                  dB

 1    5320.000 10.35 33.06 29.90 84.88  98.39 ------ ------ Average        0.00
 2    5350.020 10.45 33.00 29.89 36.79  50.35  54.00 -3.65 Average        0.00
 3 pp 5350.667 10.45 33.00 29.89 36.82  50.38  54.00 -3.62 Average        0.00
```

11ax_20M_TX_CH_64_Vertical-Peak.gif

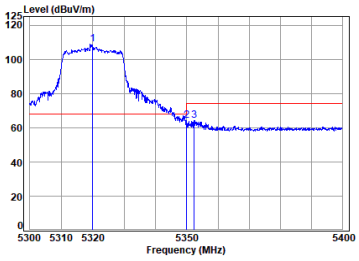


```
Condition: 3m VERTICAL
Job No   : 00889AT/00890AT
Mode     : 5320 Band edge
         : 5G Wi-Fi 11AX20
                Cable    Ant Preamp   Read          Limit   Over                Aux
           Freq  Loss Factor Factor  Level  Level   Line  Limit Remark      Factor
           MHz    dB   dB/m    dB   dBuV dBuV/m dBuV/m    dB                  dB

 1 pp 5320.000 10.35 33.06 29.90 95.12 108.63 68.20 40.43 Peak           0.00
 2    5350.020 10.45 33.00 29.89 50.44  64.00 74.00 -10.00 Peak          0.00
 3    5352.367 10.46 33.00 29.89 50.59  64.16 74.00 -9.84 Peak           0.00
```

11ax_20M_TX_CH_64_Vertical-Avg.gif

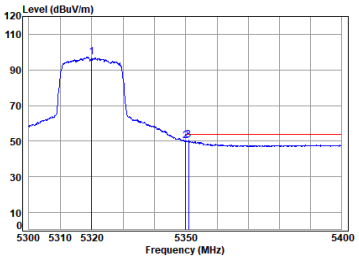


```
Condition: 3m VERTICAL
Job No   : 00889AT/00890AT
Mode     : 5320 Band edge
         : 5G Wi-Fi 11AX20
                Cable    Ant Preamp   Read          Limit   Over                Aux
           Freq  Loss Factor Factor  Level  Level   Line  Limit Remark      Factor
           MHz    dB   dB/m    dB   dBuV dBuV/m dBuV/m    dB                  dB

 1    5320.000 10.35 33.06 29.90 83.69  97.20 ------ ------ Average        0.00
 2    5350.020 10.45 33.00 29.89 36.68  50.24  54.00 -3.76 Average        0.00
 3 pp 5350.966 10.45 33.00 29.89 36.87  50.43  54.00 -3.57 Average        0.00
```

Unless otherwise agreed in writing, this document is issued by the Company subject to its General Conditions of Service printed overleaf, available on request or accessible at https://www.sgs.com/en/Terms-and-Conditions. Attention is drawn to the limitation of liability, indemnification and jurisdiction issues defined therein. Any holder of this document is advised that information contained hereon reflects the Company's findings at the time of its intervention only and within the limits of Client's instructions, if any. The Company's sole responsibility is to its Client and this document does not exonerate parties to a transaction from exercising all their rights and obligations under the transaction documents. This document cannot be reproduced except in full, without prior written approval of the Company. Any unauthorized alteration, forgery or falsification of the content or appearance of this document is unlawful and offenders may be prosecuted to the fullest extent of the law. Unless otherwise stated the results shown in this test report refer only to the sample(s) tested and such sample(s) are retained for 30 days only.
Attention: To check the authenticity of testing /inspection report & certificate, please contact us at telephone: (86-755) 8307 1443, or email: CN.Doccheck@sgs.com
SGS-CSTC Standards Technical Services Co., Ltd. Shenzhen Branch Laboratory
No.1 Workshop, M-10, Middle Section, Science & Technology Park, Nanshan District, Shenzhen, Guangdong, China 518057 t (86-755) 26012053 f (86-755) 26710594 www.sgsgroup.com.cn
中国・广东・深圳市南山区科技园中区M-10栋1号厂房 邮编: 518057 t (86-755) 26012053 f (86-755) 26710594 sgs.china@sgs.com
Member of the SGS Group (SGS SA)

11a_TX_CH_100_Horizontal-Peak.gif

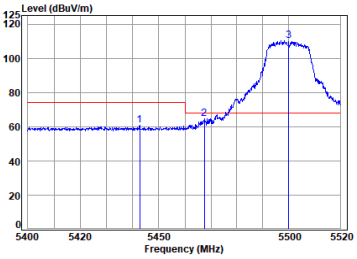


```
Condition: 3m HORIZONTAL
Job No    : 00889AT/00890AT
Mode      : 5500 Band edge
          : 5G Wi-Fi 11A
                Cable    Ant Preamp   Read          Limit   Over                Aux
            Freq  Loss Factor Factor  Level  Level   Line  Limit Remark      Factor
           MHz    dB    dB/m    dB   dBuV dBuV/m dBuV/m    dB                 dB

  1     5442.657 10.60  33.10 29.86  46.79  60.63  74.00 -13.37 Peak          0.00
  2     5467.476 10.59  33.10 29.85  50.95  64.79  68.20  -3.41 Peak          0.00
  3 pp  5500.000 10.58  33.10 29.84  96.28 110.12  68.20  41.92 Peak          0.00
```

11a_TX_CH_100_Horizontal-Avg.gif

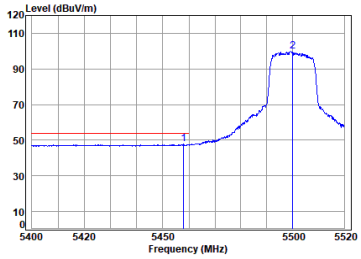


```
Condition: 3m HORIZONTAL
Job No    : 00889AT/00890AT
Mode      : 5500 Band edge
          : 5G Wi-Fi 11A
                Cable    Ant Preamp   Read          Limit   Over                Aux
            Freq  Loss Factor Factor  Level  Level   Line  Limit Remark      Factor
           MHz    dB    dB/m    dB   dBuV dBuV/m dBuV/m    dB                 dB

  1 pp  5457.991 10.60  33.10 29.86  33.87  47.71  54.00  -6.29 Average       0.00
  2     5500.000 10.58  33.10 29.84  86.07  99.91 ------ ------ Average       0.00
```

11a_TX_CH_100_Vertical-Peak.gif

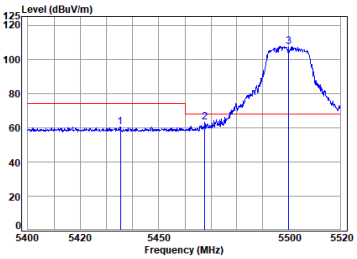


```
Condition: 3m VERTICAL
Job No    : 00889AT/00890AT
Mode      : 5500 Band edge
          : 5G Wi-Fi 11A
                Cable    Ant Preamp   Read          Limit   Over                Aux
            Freq  Loss Factor Factor  Level  Level   Line  Limit Remark      Factor
           MHz    dB    dB/m    dB   dBuV dBuV/m dBuV/m    dB                 dB

  1     5435.246 10.61  33.10 29.86  46.59  60.44  74.00 -13.56 Peak          0.00
  2     5467.716 10.59  33.10 29.85  49.22  63.06  68.20  -5.14 Peak          0.00
  3 pp  5500.000 10.58  33.10 29.84  93.64 107.48  68.20  39.28 Peak          0.00
```

11a_TX_CH_100_Vertical-Avg.gif

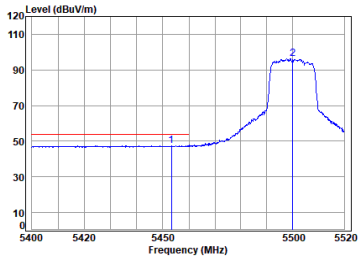


```
Condition: 3m VERTICAL
Job No    : 00889AT/00890AT
Mode      : 5500 Band edge
          : 5G Wi-Fi 11A
                Cable    Ant Preamp   Read          Limit   Over                Aux
            Freq  Loss Factor Factor  Level  Level   Line  Limit Remark      Factor
           MHz    dB    dB/m    dB   dBuV dBuV/m dBuV/m    dB                 dB

  1 pp  5453.314 10.60  33.10 29.86  33.64  47.48  54.00  -6.52 Average       0.00
  2     5500.000 10.58  33.10 29.84  82.32  96.16 ------ ------ Average       0.00
```

Unless otherwise agreed in writing, this document is issued by the Company subject to its General Conditions of Service printed overleaf, available on request or accessible at https://www.sgs.com/en/Terms-and-Conditions. Attention is drawn to the limitation of liability, indemnification and jurisdiction issues defined therein. Any holder of this document is advised that information contained hereon reflects the Company's findings at the time of its intervention only and within the limits of Client's instructions, if any. The Company's sole responsibility is to its Client and this document does not exonerate parties to a transaction from exercising all their rights and obligations under the transaction documents. This document cannot be reproduced except in full, without prior written approval of the Company. Any unauthorized alteration, forgery or falsification of the content or appearance of this document is unlawful and offenders may be prosecuted to the fullest extent of the law. Unless otherwise stated the results shown in this test report refer only to the sample(s) tested and such sample(s) are retained for 30 days only.
Attention: To check the authenticity of testing /inspection report & certificate, please contact us at telephone: (86-755) 8307 1443, or email: CN.Doccheck@sgs.com
SGS-CSTC Standards Technical Services Co., Ltd. Shenzhen Branch Electromagnetic Compatibility Laboratory
No.1 Workshop, M-10, Middle Section, Science & Technology Park, Nanshan District, Shenzhen, Guangdong, China 518057 t (86-755) 26012053 f (86-755) 26710594 www.sgsgroup.com.cn
中国・广东・深圳市南山区科技园中区M-10栋1号厂房 邮编: 518057 t (86-755) 26012053 f (86-755) 26710594 sgs.china@sgs.com
Member of the SGS Group (SGS SA)

11a_TX_CH_140_Horizontal-Peak.gif

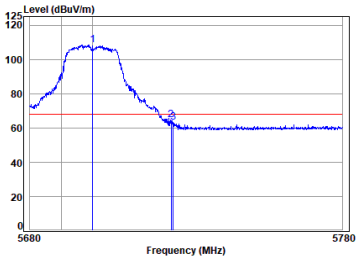


```
Condition: 3m HORIZONTAL
Job No   : 00889AT/00890AT
Mode     : 5700 Band edge
         : 5G Wi-Fi 11A
                Cable    Ant Preamp   Read         Limit   Over                Aux
           Freq  Loss Factor Factor  Level  Level   Line  Limit Remark     Factor
          MHz    dB   dB/m    dB   dBuV dBuV/m dBuV/m    dB                 dB

  1 pp 5700.000 10.56  33.70 29.78 93.80 108.28  68.20 40.08 Peak          0.00
  2    5725.000 10.68  33.75 29.78 49.80  64.45  68.20 -3.75 Peak          0.00
  3    5725.684 10.68  33.75 29.78 48.42  63.07  68.20 -5.13 Peak          0.00
```

11a_TX_CH_140_Vertical-Peak.gif

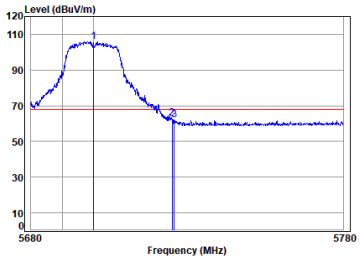


```
Condition: 3m VERTICAL
Job No   : 00889AT/00890AT
Mode     : 5700 Band edge
         : 5G Wi-Fi 11A
                Cable    Ant Preamp   Read         Limit   Over                Aux
           Freq  Loss Factor Factor  Level  Level   Line  Limit Remark     Factor
          MHz    dB   dB/m    dB   dBuV dBuV/m dBuV/m    dB                 dB

  1 pp 5700.000 10.56  33.70 29.78 91.50 105.98  68.20 37.78 Peak          0.00
  2    5725.000 10.68  33.75 29.78 48.15  62.80  68.20 -5.40 Peak          0.00
  3    5725.684 10.68  33.75 29.78 47.19  61.84  68.20 -6.36 Peak          0.00
```

11ac_HT(20M)_TX_CH_100_Horizontal-Peak.gif

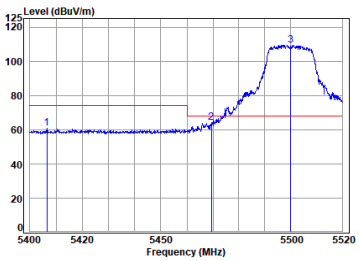


```
Condition: 3m HORIZONTAL
Job No   : 00889AT/00890AT
Mode     : 5500 Band edge
         : 5G Wi-Fi 11AC20
                Cable    Ant Preamp   Read         Limit   Over                Aux
           Freq  Loss Factor Factor  Level  Level   Line  Limit Remark     Factor
          MHz    dB   dB/m    dB   dBuV dBuV/m dBuV/m    dB                 dB

  1    5406.413 10.62  33.10 29.87 46.77  60.62  74.00 -13.38 Peak          0.00
  2    5469.399 10.59  33.10 29.85 50.38  64.22  68.20  -3.98 Peak          0.00
  3 pp 5500.000 10.58  33.10 29.84 95.52 109.36  68.20  41.16 Peak          0.00
```

11ac_HT(20M)_TX_CH_100_Horizontal-Avg.gif

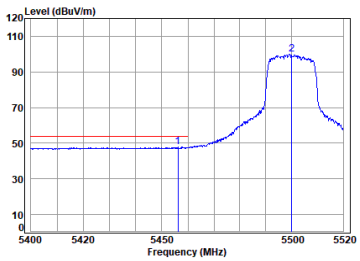


```
Condition: 3m HORIZONTAL
Job No   : 00889AT/00890AT
Mode     : 5500 Band edge
         : 5G Wi-Fi 11AC20
                Cable    Ant Preamp   Read         Limit   Over                Aux
           Freq  Loss Factor Factor  Level  Level   Line  Limit Remark     Factor
          MHz    dB   dB/m    dB   dBuV dBuV/m dBuV/m    dB                 dB

  1 pp 5456.191 10.60  33.10 29.86 33.91  47.75  54.00  -6.25 Average      0.00
  2    5500.000 10.58  33.10 29.84 86.24 100.08 ------ ------ Average      0.00
```

Unless otherwise agreed in writing, this document is issued by the Company subject to its General Conditions of Service printed overleaf, available on request or accessible at https://www.sgs.com/en/Terms-and-Conditions. Attention is drawn to the limitation of liability, indemnification and jurisdiction issues defined therein. Any holder of this document is advised that information contained hereon reflects the Company's findings at the time of its intervention only and within the limits of Client's instructions, if any. The Company's sole responsibility is to its Client and this document does not exonerate parties to a transaction from exercising all their rights and obligations under the transaction documents. This document cannot be reproduced except in full, without prior written approval of the Company. Any unauthorized alteration, forgery or falsification of the content or appearance of this document is unlawful and offenders may be prosecuted to the fullest extent of the law. Unless otherwise stated the results shown in this test report refer only to the sample(s) tested and such sample(s) are retained for 30 days only.
Attention: To check the authenticity of testing /inspection report & certificate, please contact us at telephone: (86-755) 8307 1443, or email: CN.Doccheck@sgs.com
SGS-CSTC Standards Technical Services Co., Ltd. Shenzhen Branch Electromagnetic Compatibility Laboratory
No.1 Workshop, M-10, Middle Section, Science & Technology Park, Nanshan District, Shenzhen, Guangdong, China 518057 t (86-755) 26012053 f (86-755) 26710594 www.sgsgroup.com.cn
中国·广东·深圳市南山区科技园中区M-10栋1号厂房 邮编:518057 t (86-755) 26012053 f (86-755) 26710594 sgs.china@sgs.com
Member of the SGS Group (SGS SA)

11ac_HT(20M)_TX_CH_100_Vertical-Peak.gif

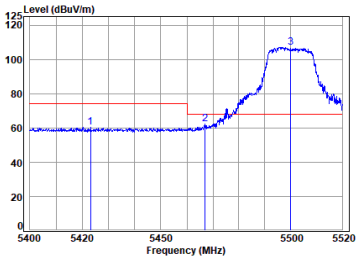

Condition: 3m VERTICAL
Job No : 00889AT/00890AT
Mode : 5500 Band edge
: 5G Wi-Fi 11AC20

	Freq	Cable Loss	Ant Factor	Preamp Factor	Read Level	Level	Limit Line	Over Limit	Remark	Aux Factor
	MHz	dB	dB/m	dB	dBuV	dBuV/m	dBuV/m	dB		dB
1	5423.074	10.61	33.10	29.87	46.40	60.24	74.00	-13.76	Peak	0.00
2	5466.995	10.59	33.10	29.85	48.30	62.14	68.20	-6.06	Peak	0.00
3 pp	5500.000	10.58	33.10	29.84	93.19	107.03	68.20	38.83	Peak	0.00

11ac_HT(20M)_TX_CH_100_Vertical-Avg.gif

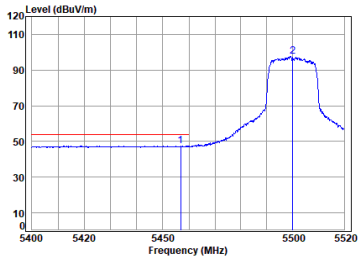

Condition: 3m VERTICAL
Job No : 00889AT/00890AT
Mode : 5500 Band edge
: 5G Wi-Fi 11AC20

	Freq	Cable Loss	Ant Factor	Preamp Factor	Read Level	Level	Limit Line	Over Limit	Remark	Aux Factor
	MHz	dB	dB/m	dB	dBuV	dBuV/m	dBuV/m	dB		dB
1 pp	5456.791	10.60	33.10	29.86	33.79	47.63	54.00	-6.37	Average	0.00
2	5500.000	10.58	33.10	29.84	83.65	97.49	------	------	Average	0.00

11ac_HT(20M)_TX_CH_140_Horizontal-Peak.gif

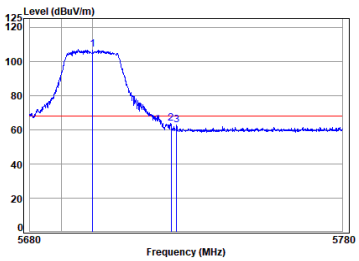

Condition: 3m HORIZONTAL
Job No : 00889AT/00890AT
Mode : 5700 Band edge
: 5G Wi-Fi 11AC20

	Freq	Cable Loss	Ant Factor	Preamp Factor	Read Level	Level	Limit Line	Over Limit	Remark	Aux Factor
	MHz	dB	dB/m	dB	dBuV	dBuV/m	dBuV/m	dB		dB
1 pp	5700.000	10.56	33.70	29.78	92.29	106.77	68.20	38.57	Peak	0.00
2	5725.000	10.68	33.75	29.78	49.01	63.66	68.20	-4.54	Peak	0.00
3	5726.783	10.68	33.75	29.78	47.86	62.51	68.20	-5.69	Peak	0.00

11ac_HT(20M)_TX_CH_140_Vertical-Peak.gif

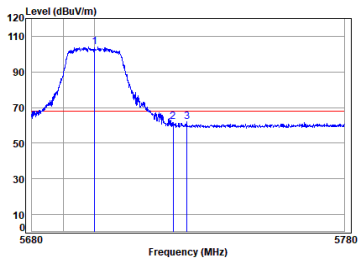

Condition: 3m VERTICAL
Job No : 00889AT/00890AT
Mode : 5700 Band edge
: 5G Wi-Fi 11AC20

	Freq	Cable Loss	Ant Factor	Preamp Factor	Read Level	Level	Limit Line	Over Limit	Remark	Aux Factor
	MHz	dB	dB/m	dB	dBuV	dBuV/m	dBuV/m	dB		dB
1 pp	5700.000	10.56	33.70	29.78	89.72	104.20	68.20	36.00	Peak	0.00
2	5725.000	10.68	33.75	29.78	47.25	61.90	68.20	-6.30	Peak	0.00
3	5729.382	10.70	33.76	29.78	47.22	61.90	68.20	-6.30	Peak	0.00

Unless otherwise agreed in writing, this document is issued by the Company subject to its General Conditions of Service printed overleaf, available on request or accessible at https://www.sgs.com/en/Terms-and-Conditions. Attention is drawn to the limitation of liability, indemnification and jurisdiction issues defined therein. Any holder of this document is advised that information contained hereon reflects the Company's findings at the time of its intervention only and within the limits of Client's instructions, if any. The Company's sole responsibility is to its Client and this document does not exonerate parties to a transaction from exercising all their rights and obligations under the transaction documents. This document cannot be reproduced except in full, without prior written approval of the Company. Any unauthorized alteration, forgery or falsification of the content or appearance of this document is unlawful and offenders may be prosecuted to the fullest extent of the law. Unless otherwise stated the results shown in this test report refer only to the sample(s) tested and such sample(s) are retained for 30 days only.
Attention: To check the authenticity of testing /inspection report & certificate, please contact us at telephone: (86-755) 8307 1443, or email: CN.Doccheck@sgs.com
SGS-CSTC Standards Technical Services Co., Ltd. Shenzhen Branch Electromagnetic Compatibility Laboratory
No.1 Workshop, M-10, Middle Section, Science & Technology Park, Nanshan District, Shenzhen, Guangdong, China 518057 t (86-755) 26012053 f (86-755) 26710594 www.sgsgroup.com.cn
中国·广东·深圳市南山区科技园中区M-10栋1号厂房 邮编: 518057 t (86-755) 26012053 f (86-755) 26710594 sgs.china@sgs.com
Member of the SGS Group (SGS SA)

11ac_HT(40M)_TX_CH_134_Horizontal-Peak.gif

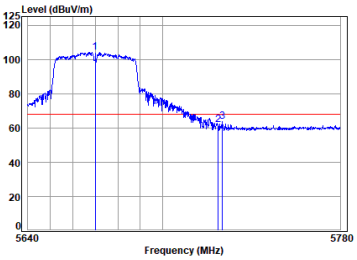


```
Condition: 3m HORIZONTAL
Job No   : 00889AT/00890AT
Mode     : 5670 Band edge
         : 5G Wi-Fi 11AC40
                Cable    Ant Preamp   Read         Limit   Over                Aux
           Freq  Loss Factor Factor  Level  Level   Line  Limit Remark     Factor
          MHz    dB   dB/m    dB   dBuV dBuV/m dBuV/m    dB                   dB

  1 pp 5670.000 10.52  33.52 29.79  89.91 104.16  68.20 35.96 Peak          0.00
  2    5725.000 10.68  33.75 29.78  47.28  61.93  68.20 -6.27 Peak          0.00
  3    5726.816 10.68  33.75 29.78  48.81  63.46  68.20 -4.74 Peak          0.00
```

11ac_HT(40M)_TX_CH_134_Vertical-Peak.gif

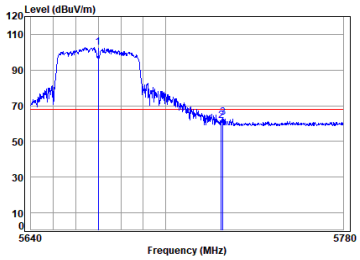


```
Condition: 3m VERTICAL
Job No   : 00889AT/00890AT
Mode     : 5670 Band edge
         : 5G Wi-Fi 11AC40
                Cable    Ant Preamp   Read         Limit   Over                Aux
           Freq  Loss Factor Factor  Level  Level   Line  Limit Remark     Factor
          MHz    dB   dB/m    dB   dBuV dBuV/m dBuV/m    dB                   dB

  1 pp 5670.000 10.52  33.52 29.79  88.47 102.72  68.20 34.52 Peak          0.00
  2    5725.000 10.68  33.75 29.78  46.76  61.41  68.20 -6.79 Peak          0.00
  3    5725.693 10.68  33.75 29.78  48.68  63.33  68.20 -4.87 Peak          0.00
```

11ax_20M_TX_CH_100_Horizontal-Peak.gif

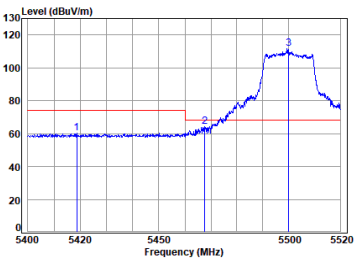


```
Condition: 3m HORIZONTAL
Job No   : 00889AT/00890AT
Mode     : 5500 Band edge
         : 5G Wi-Fi 11AX20
                Cable    Ant Preamp   Read         Limit   Over                Aux
           Freq  Loss Factor Factor  Level  Level   Line  Limit Remark     Factor
          MHz    dB   dB/m    dB   dBuV dBuV/m dBuV/m    dB                   dB

  1    5418.666 10.61  33.10 29.87  46.39  60.23  74.00 -13.77 Peak          0.00
  2    5467.596 10.59  33.10 29.85  50.64  64.48  68.20  -3.72 Peak          0.00
  3 pp 5500.000 10.58  33.10 29.84  97.72 111.56  68.20  43.36 Peak          0.00
```

11ax_20M_TX_CH_100_Horizontal-Avg.gif

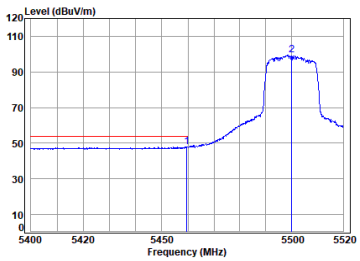


```
Condition: 3m HORIZONTAL
Job No   : 00889AT/00890AT
Mode     : 5500 Band edge
         : 5G Wi-Fi 11AX20
                Cable    Ant Preamp   Read         Limit   Over                Aux
           Freq  Loss Factor Factor  Level  Level   Line  Limit Remark     Factor
          MHz    dB   dB/m    dB   dBuV dBuV/m dBuV/m    dB                   dB

  1 pp 5459.670 10.60  33.10 29.86  34.23  48.07  54.00  -5.93 Average      0.00
  2    5500.000 10.58  33.10 29.84  85.85  99.69 ------ ------ Average      0.00
```

Unless otherwise agreed in writing, this document is issued by the Company subject to its General Conditions of Service printed overleaf, available on request or accessible at https://www.sgs.com/en/Terms-and-Conditions. Attention is drawn to the limitation of liability, indemnification and jurisdiction issues defined therein. Any holder of this document is advised that information contained hereon reflects the Company's findings at the time of its intervention only and within the limits of Client's instructions, if any. The Company's sole responsibility is to its Client and this document does not exonerate parties to a transaction from exercising all their rights and obligations under the transaction documents. This document cannot be reproduced except in full, without prior written approval of the Company. Any unauthorized alteration, forgery or falsification of the content or appearance of this document is unlawful and offenders may be prosecuted to the fullest extent of the law. Unless otherwise stated the results shown in this test report refer only to the sample(s) tested and such sample(s) are retained for 30 days only.
Attention: To check the authenticity of testing /inspection report & certificate, please contact us at telephone: (86-755) 8307 1443, or email: CN.Doccheck@sgs.com
SGS-CSTC Standards Technical Services Co., Ltd. Shenzhen Branch Laboratory
No.1 Workshop, M-10, Middle Section, Science & Technology Park, Nanshan District, Shenzhen, Guangdong, China 518057 t (86-755) 26012053 f (86-755) 26710594 www.sgsgroup.com.cn
中国·广东·深圳市南山区科技园中区M-10栋1号厂房 邮编: 518057 t (86-755) 26012053 f (86-755) 26710594 sgs.china@sgs.com
Member of the SGS Group (SGS SA)

11ax_20M_TX_CH_100_Vertical-Peak.gif

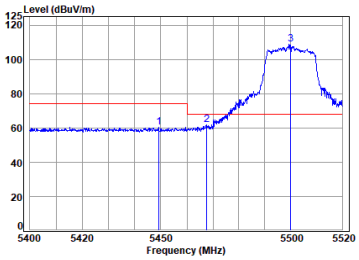

Condition: 3m VERTICAL
Job No : 00889AT/00890AT
Mode : 5500 Band edge
: 5G Wi-Fi 11AX20

	Freq	Cable Loss	Ant Factor	Preamp Factor	Read Level	Level	Limit Line	Over Limit	Remark	Aux Factor
	MHz	dB	dB/m	dB	dBuV	dBuV/m	dBuV/m	dB		dB
1	5449.241	10.60	33.10	29.86	46.58	60.42	74.00	-13.58	Peak	0.00
2	5467.596	10.59	33.10	29.85	47.94	61.78	68.20	-6.42	Peak	0.00
3 pp	5500.000	10.58	33.10	29.84	95.21	109.05	68.20	40.85	Peak	0.00

11ax_20M_TX_CH_100_Vertical-Avg.gif

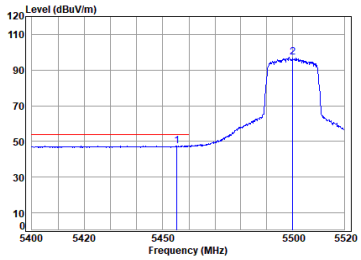

Condition: 3m VERTICAL
Job No : 00889AT/00890AT
Mode : 5500 Band edge
: 5G Wi-Fi 11AX20

	Freq	Cable Loss	Ant Factor	Preamp Factor	Read Level	Level	Limit Line	Over Limit	Remark	Aux Factor
	MHz	dB	dB/m	dB	dBuV	dBuV/m	dBuV/m	dB		dB
1 pp	5455.352	10.60	33.10	29.86	33.69	47.53	54.00	-6.47	Average	0.00
2	5500.000	10.58	33.10	29.84	83.31	97.15	------	------	Average	0.00

11ax_20M_TX_CH_140_Horizontal-Peak.gif

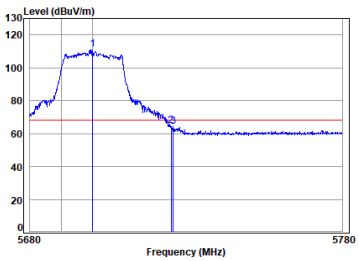

Condition: 3m HORIZONTAL
Job No : 00889AT/00890AT
Mode : 5700 Band edge
: 5G Wi-Fi 11AX20

	Freq	Cable Loss	Ant Factor	Preamp Factor	Read Level	Level	Limit Line	Over Limit	Remark	Aux Factor
	MHz	dB	dB/m	dB	dBuV	dBuV/m	dBuV/m	dB		dB
1 pp	5700.000	10.56	33.70	29.78	96.92	111.40	68.20	43.20	Peak	0.00
2	5725.000	10.68	33.75	29.78	50.10	64.75	68.20	-3.45	Peak	0.00
3	5725.684	10.68	33.75	29.78	49.84	64.49	68.20	-3.71	Peak	0.00

11ax_20M_TX_CH_140_Vertical-Peak.gif

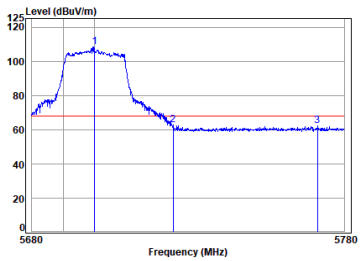

Condition: 3m VERTICAL
Job No : 00889AT/00890AT
Mode : 5700 Band edge
: 5G Wi-Fi 11AX20

	Freq	Cable Loss	Ant Factor	Preamp Factor	Read Level	Level	Limit Line	Over Limit	Remark	Aux Factor
	MHz	dB	dB/m	dB	dBuV	dBuV/m	dBuV/m	dB		dB
1 pp	5700.000	10.56	33.70	29.78	93.70	108.18	68.20	39.98	Peak	0.00
2	5725.000	10.68	33.75	29.78	48.10	62.75	68.20	-5.45	Peak	0.00
3	5771.432	10.89	33.89	29.76	47.46	62.48	68.20	-5.72	Peak	0.00

Unless otherwise agreed in writing, this document is issued by the Company subject to its General Conditions of Service printed overleaf, available on request or accessible at https://www.sgs.com/en/Terms-and-Conditions. Attention is drawn to the limitation of liability, indemnification and jurisdiction issues defined therein. Any holder of this document is advised that information contained hereon reflects the Company's findings at the time of its intervention only and within the limits of Client's instructions, if any. The Company's sole responsibility is to its Client and this document does not exonerate parties to a transaction from exercising all their rights and obligations under the transaction documents. This document cannot be reproduced except in full, without prior written approval of the Company. Any unauthorized alteration, forgery or falsification of the content or appearance of this document is unlawful and offenders may be prosecuted to the fullest extent of the law. Unless otherwise stated the results shown in this test report refer only to the sample(s) tested and such sample(s) are retained for 30 days only.
Attention: To check the authenticity of testing /inspection report & certificate, please contact us at telephone: (86-755) 8307 1443, or email: CN.Doccheck@sgs.com
SGS-CSTC Standards Technical Services Co., Ltd. Shenzhen Branch Laboratory
No.1 Workshop, M-10, Middle Section, Science & Technology Park, Nanshan District, Shenzhen, Guangdong, China 518057 t (86-755) 26012053 f (86-755) 26710594 www.sgsgroup.com.cn
中国·广东·深圳市南山区科技园中区M-10栋1号厂房 邮编: 518057 t (86-755) 26012053 f (86-755) 26710594 sgs.china@sgs.com
Member of the SGS Group (SGS SA)

11a_TX_CH_149_Horizontal.gif

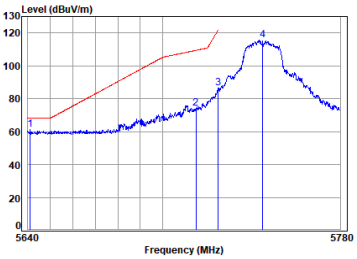

Condition: 3m HORIZONTAL
Job No : 00889AT/00890AT
Mode : 5745 Band edge
: 5.8G Wi-Fi 11A

	Freq	Cable Loss	Ant Factor	Preamp Factor	Read Level	Level	Limit Line	Over Limit	Remark	Aux Factor
	MHz	dB	dB/m	dB	dBuV	dBuV/m	dBuV/m	dB		dB
1 pp	5641.106	10.47	33.40	29.80	46.98	61.05	68.20	-7.15	Peak	0.00
2	5715.000	10.63	33.73	29.78	59.39	73.97	109.40	-35.43	Peak	0.00
3	5725.000	10.68	33.75	29.78	72.03	86.68	122.20	-35.52	Peak	0.00
4	5745.000	10.77	33.79	29.77	100.79	115.58	------	------	Peak	0.00

11a_TX_CH_149_Vertical.gif

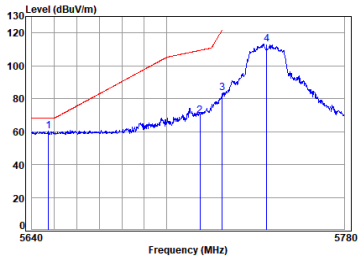

Condition: 3m VERTICAL
Job No : 00889AT/00890AT
Mode : 5745 Band edge
: 5.8G Wi-Fi 11A

	Freq	Cable Loss	Ant Factor	Preamp Factor	Read Level	Level	Limit Line	Over Limit	Remark	Aux Factor
	MHz	dB	dB/m	dB	dBuV	dBuV/m	dBuV/m	dB		dB
1 pp	5647.334	10.48	33.40	29.80	46.21	60.29	68.20	-7.91	Peak	0.00
2	5715.000	10.63	33.73	29.78	55.01	69.59	109.40	-39.81	Peak	0.00
3	5725.000	10.68	33.75	29.78	68.81	83.46	122.20	-38.74	Peak	0.00
4	5745.000	10.77	33.79	29.77	98.64	113.43	------	------	Peak	0.00

11a_TX_CH_165_Horizontal.gif

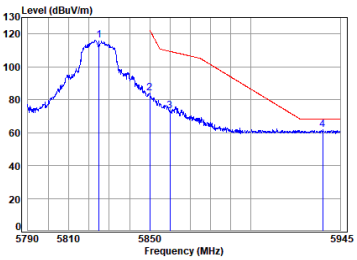

Condition: 3m HORIZONTAL
Job No : 00889AT/00890AT
Mode : 5825 Band edge
: 5.8G Wi-Fi 11A

	Freq	Cable Loss	Ant Factor	Preamp Factor	Read Level	Level	Limit Line	Over Limit	Remark	Aux Factor
	MHz	dB	dB/m	dB	dBuV	dBuV/m	dBuV/m	dB		dB
1	5825.000	10.99	34.10	29.75	100.94	116.28	------	------	Peak	0.00
2	5850.000	10.95	34.20	29.74	68.43	83.84	122.20	-38.36	Peak	0.00
3	5860.000	10.94	34.22	29.74	57.71	73.13	109.40	-36.27	Peak	0.00
4 pp	5936.211	10.86	34.23	29.72	46.47	61.84	68.20	-6.36	Peak	0.00

11a_TX_CH_165_Vertical.gif

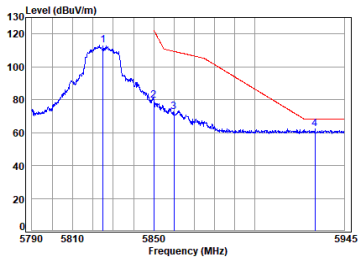

Condition: 3m VERTICAL
Job No : 00889AT/00890AT
Mode : 5825 Band edge
: 5.8G Wi-Fi 11A

	Freq	Cable Loss	Ant Factor	Preamp Factor	Read Level	Level	Limit Line	Over Limit	Remark	Aux Factor
	MHz	dB	dB/m	dB	dBuV	dBuV/m	dBuV/m	dB		dB
1	5825.000	10.99	34.10	29.75	97.78	113.12	------	------	Peak	0.00
2	5850.000	10.95	34.20	29.74	64.29	79.70	122.20	-42.50	Peak	0.00
3	5860.000	10.94	34.22	29.74	57.00	72.42	109.40	-36.98	Peak	0.00
4 pp	5930.255	10.87	34.24	29.72	46.74	62.13	68.20	-6.07	Peak	0.00

Unless otherwise agreed in writing, this document is issued by the Company subject to its General Conditions of Service printed overleaf, available on request or accessible at https://www.sgs.com/en/Terms-and-Conditions. Attention is drawn to the limitation of liability, indemnification and jurisdiction issues defined therein. Any holder of this document is advised that information contained hereon reflects the Company's findings at the time of its intervention only and within the limits of Client's instructions, if any. The Company's sole responsibility is to its Client and this document does not exonerate parties to a transaction from exercising all their rights and obligations under the transaction documents. This document cannot be reproduced except in full, without prior written approval of the Company. Any unauthorized alteration, forgery or falsification of the content or appearance of this document is unlawful and offenders may be prosecuted to the fullest extent of the law. Unless otherwise stated the results shown in this test report refer only to the sample(s) tested and such sample(s) are retained for 30 days only.
Attention: To check the authenticity of testing /inspection report & certificate, please contact us at telephone: (86-755) 8307 1443, or email: CN.Doccheck@sgs.com
SGS-CSTC Standards Technical Services Co., Ltd. Shenzhen Branch Electromagnetic Compatibility Laboratory
No.1 Workshop, M-10, Middle Section, Science & Technology Park, Nanshan District, Shenzhen, Guangdong, China 518057 t (86-755) 26012053 f (86-755) 26710594 www.sgsgroup.com.cn
中国·广东·深圳市南山区科技园中区M-10栋1号厂房 邮编: 518057 t (86-755) 26012053 f (86-755) 26710594 sgs.china@sgs.com
Member of the SGS Group (SGS SA)

11ac_20M_TX_CH_149_Horizontal.gif

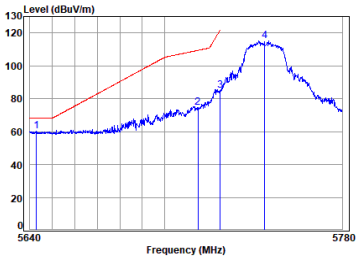


```
Condition: 3m HORIZONTAL
Job No    : 00889AT/00890AT
Mode      : 5745 Band edge
          : 5.8G Wi-Fi 11AC20
                Cable    Ant Preamp   Read         Limit   Over              Aux
            Freq  Loss Factor Factor  Level  Level   Line  Limit Remark    Factor
           MHz     dB   dB/m     dB   dBuV dBuV/m dBuV/m     dB             dB
  1 pp 5642.905  10.47  33.40  29.80  46.10  60.17  68.20  -8.03 Peak        0.00
  2    5715.000  10.63  33.73  29.78  60.08  74.66 109.40 -34.74 Peak        0.00
  3    5725.000  10.68  33.75  29.78  70.42  85.07 122.20 -37.13 Peak        0.00
  4    5745.000  10.77  33.79  29.77 100.31 115.10 ------ ------ Peak        0.00
```

11ac_20M_TX_CH_149_Vertical.gif

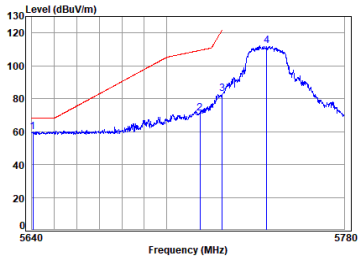


```
Condition: 3m VERTICAL
Job No    : 00889AT/00890AT
Mode      : 5745 Band edge
          : 5.8G Wi-Fi 11AC20
                Cable    Ant Preamp   Read         Limit   Over              Aux
            Freq  Loss Factor Factor  Level  Level   Line  Limit Remark    Factor
           MHz     dB   dB/m     dB   dBuV dBuV/m dBuV/m     dB             dB
  1 pp 5640.415  10.47  33.40  29.80  45.93  60.00  68.20  -8.20 Peak        0.00
  2    5715.000  10.63  33.73  29.78  56.49  71.07 109.40 -38.33 Peak        0.00
  3    5725.000  10.68  33.75  29.78  68.36  83.01 122.20 -39.19 Peak        0.00
  4    5745.000  10.77  33.79  29.77  97.45 112.24 ------ ------ Peak        0.00
```

11ac_20M_TX_CH_165_Horizontal.gif

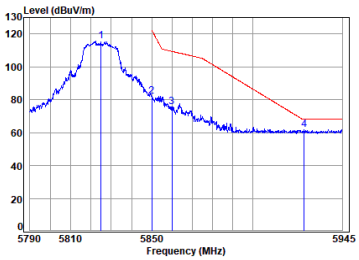


```
Condition: 3m HORIZONTAL
Job No    : 00889AT/00890AT
Mode      : 5825 Band edge
          : 5.8G Wi-Fi 11AC20
                Cable    Ant Preamp   Read         Limit   Over              Aux
            Freq  Loss Factor Factor  Level  Level   Line  Limit Remark    Factor
           MHz     dB   dB/m     dB   dBuV dBuV/m dBuV/m     dB             dB
  1    5825.000  10.99  34.10  29.75 100.41 115.75 ------ ------ Peak        0.00
  2    5850.000  10.95  34.20  29.74  66.87  82.28 122.20 -39.92 Peak        0.00
  3    5860.000  10.94  34.22  29.74  60.12  75.54 109.40 -33.86 Peak        0.00
  4 pp 5925.870  10.87  34.25  29.72  46.43  61.83  68.20  -6.37 Peak        0.00
```

11ac_20M_TX_CH_165_Vertical.gif

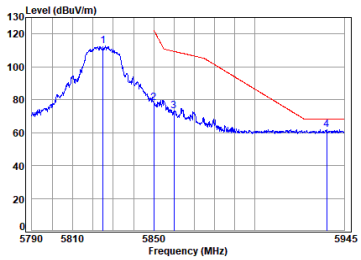


```
Condition: 3m VERTICAL
Job No    : 00889AT/00890AT
Mode      : 5825 Band edge
          : 5.8G Wi-Fi 11AC20
                Cable    Ant Preamp   Read         Limit   Over              Aux
            Freq  Loss Factor Factor  Level  Level   Line  Limit Remark    Factor
           MHz     dB   dB/m     dB   dBuV dBuV/m dBuV/m     dB             dB
  1    5825.000  10.99  34.10  29.75  97.20 112.54 ------ ------ Peak        0.00
  2    5850.000  10.95  34.20  29.74  62.46  77.87 122.20 -44.33 Peak        0.00
  3    5860.000  10.94  34.22  29.74  57.86  73.28 109.40 -36.12 Peak        0.00
  4 pp 5936.211  10.86  34.23  29.72  46.42  61.79  68.20  -6.41 Peak        0.00
```

Unless otherwise agreed in writing, this document is issued by the Company subject to its General Conditions of Service printed overleaf, available on request or accessible at https://www.sgs.com/en/Terms-and-Conditions. Attention is drawn to the limitation of liability, indemnification and jurisdiction issues defined therein. Any holder of this document is advised that information contained hereon reflects the Company's findings at the time of its intervention only and within the limits of Client's instructions, if any. The Company's sole responsibility is to its Client and this document does not exonerate parties to a transaction from exercising all their rights and obligations under the transaction documents. This document cannot be reproduced except in full, without prior written approval of the Company. Any unauthorized alteration, forgery or falsification of the content or appearance of this document is unlawful and offenders may be prosecuted to the fullest extent of the law. Unless otherwise stated the results shown in this test report refer only to the sample(s) tested and such sample(s) are retained for 30 days only.
Attention: To check the authenticity of testing /inspection report & certificate, please contact us at telephone: (86-755) 8307 1443, or email: CN.Doccheck@sgs.com
SGS-CSTC Standards Technical Services Co., Ltd. Shenzhen Branch Electromagnetic Compatibility Laboratory
No.1 Workshop, M-10, Middle Section, Science & Technology Park, Nanshan District, Shenzhen, Guangdong, China 518057 t (86-755) 26012053 f (86-755) 26710594 www.sgsgroup.com.cn
中国·广东·深圳市南山区科技园中区M-10栋1号厂房 邮编: 518057 t (86-755) 26012053 f (86-755) 26710594 sgs.china@sgs.com
Member of the SGS Group (SGS SA)

11ax_20M_TX_CH_149_Horizontal.gif

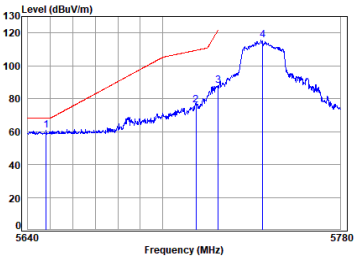

Condition: 3m HORIZONTAL
Job No : 00889AT/00890AT
Mode : 5745 Band edge
: 5.8G Wi-Fi 11AX20

	Freq	Cable Loss	Ant Factor	Preamp Factor	Read Level	Level	Limit Line	Over Limit	Remark	Aux Factor
	MHz	dB	dB/m	dB	dBuV	dBuV/m	dBuV/m	dB		dB
1 pp	5648.026	10.48	33.40	29.80	46.64	60.72	68.20	-7.48	Peak	0.00
2	5715.000	10.63	33.73	29.78	61.60	76.18	109.40	-33.22	Peak	0.00
3	5725.000	10.68	33.75	29.78	73.27	87.92	122.20	-34.28	Peak	0.00
4	5745.000	10.77	33.79	29.77	100.86	115.65	------	------	Peak	0.00

11ax_20M_TX_CH_149_Vertical.gif

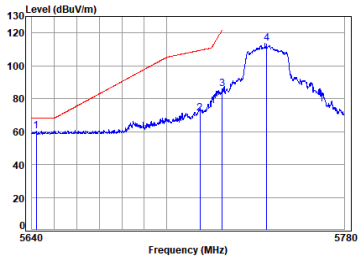

Condition: 3m VERTICAL
Job No : 00889AT/00890AT
Mode : 5745 Band edge
: 5.8G Wi-Fi 11AX20

	Freq	Cable Loss	Ant Factor	Preamp Factor	Read Level	Level	Limit Line	Over Limit	Remark	Aux Factor
	MHz	dB	dB/m	dB	dBuV	dBuV/m	dBuV/m	dB		dB
1 pp	5641.937	10.47	33.40	29.80	46.17	60.24	68.20	-7.96	Peak	0.00
2	5715.000	10.63	33.73	29.78	56.43	71.01	109.40	-38.39	Peak	0.00
3	5725.000	10.68	33.75	29.78	71.37	86.02	122.20	-36.18	Peak	0.00
4	5745.000	10.77	33.79	29.77	98.65	113.44	------	------	Peak	0.00

11ax_20M_TX_CH_165_Horizontal.gif

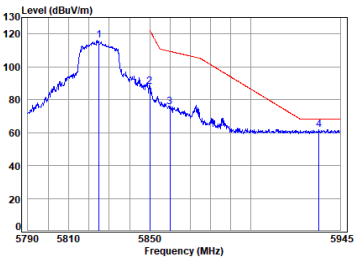

Condition: 3m HORIZONTAL
Job No : 00889AT/00890AT
Mode : 5825 Band edge
: 5.8G Wi-Fi 11AX20

	Freq	Cable Loss	Ant Factor	Preamp Factor	Read Level	Level	Limit Line	Over Limit	Remark	Aux Factor
	MHz	dB	dB/m	dB	dBuV	dBuV/m	dBuV/m	dB		dB
1	5825.000	10.99	34.10	29.75	100.60	115.94	------	------	Peak	0.00
2	5850.000	10.95	34.20	29.74	72.56	87.97	122.20	-34.23	Peak	0.00
3	5860.000	10.94	34.22	29.74	60.08	75.50	109.40	-33.90	Peak	0.00
4 pp	5934.330	10.86	34.23	29.72	46.60	61.97	68.20	-6.23	Peak	0.00

11ax_20M_TX_CH_165_Vertical.gif

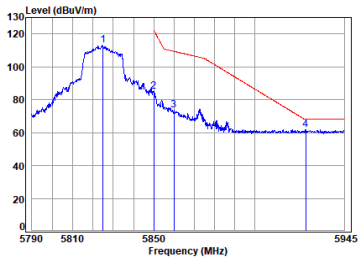

Condition: 3m VERTICAL
Job No : 00889AT/00890AT
Mode : 5825 Band edge
: 5.8G Wi-Fi 11AX20

	Freq	Cable Loss	Ant Factor	Preamp Factor	Read Level	Level	Limit Line	Over Limit	Remark	Aux Factor
	MHz	dB	dB/m	dB	dBuV	dBuV/m	dBuV/m	dB		dB
1	5825.000	10.99	34.10	29.75	97.81	113.15	------	------	Peak	0.00
2	5850.000	10.95	34.20	29.74	69.69	85.10	122.20	-37.10	Peak	0.00
3	5860.000	10.94	34.22	29.74	58.09	73.51	109.40	-35.89	Peak	0.00
4 pp	5925.713	10.87	34.25	29.72	46.54	61.94	68.20	-6.26	Peak	0.00

Unless otherwise agreed in writing, this document is issued by the Company subject to its General Conditions of Service printed overleaf, available on request or accessible at https://www.sgs.com/en/Terms-and-Conditions. Attention is drawn to the limitation of liability, indemnification and jurisdiction issues defined therein. Any holder of this document is advised that information contained hereon reflects the Company's findings at the time of its intervention only and within the limits of Client's instructions, if any. The Company's sole responsibility is to its Client and this document does not exonerate parties to a transaction from exercising all their rights and obligations under the transaction documents. This document cannot be reproduced except in full, without prior written approval of the Company. Any unauthorized alteration, forgery or falsification of the content or appearance of this document is unlawful and offenders may be prosecuted to the fullest extent of the law. Unless otherwise stated the results shown in this test report refer only to the sample(s) tested and such sample(s) are retained for 30 days only.
Attention: To check the authenticity of testing /inspection report & certificate, please contact us at telephone: (86-755) 8307 1443, or email: CN.Doccheck@sgs.com
SGS-CSTC Standards Technical Services Co., Ltd. Shenzhen Branch Electromagnetic Compatibility Laboratory
No.1 Workshop, M-10, Middle Section, Science & Technology Park, Nanshan District, Shenzhen, Guangdong, China 518057 t (86-755) 26012053 f (86-755) 26710594 www.sgsgroup.com.cn
中国·广东·深圳市南山区科技园中区M-10栋1号厂房 邮编:518057 t (86-755) 26012053 f (86-755) 26710594 sgs.china@sgs.com
Member of the SGS Group (SGS SA)

7.5 Duty Cycle

Test Requirement ANSI C63.10 (2020) Section 12.2
Test Method: ANSI C63.10 (2020) Section 12.2
Test Engineer: Mingli Hu

7.5.1 E.U.T. Operation

Operating Environment:
Temperature: 25.0 °C Humidity: 60.6 % RH Atmospheric Pressure: 1015 mbar

7.5.2 Test Mode Description

Pre-scan / Final test	Mode Code	Description
Final test	03	TX mode (U-NII-1)_Keep the EUT in continuously transmitting mode with all modulation types. All data rates for each modulation type have been tested and found the data rate @ 6Mbps is the worst case of IEEE 802.11a; data rate @ MCS0 is the worst case of IEEE 802.11n/ac/ax 20/40, Only the data of worst case is recorded in the report.
Final test	04	TX mode (U-NII-2A) _Keep the EUT in continuously transmitting mode with all modulation types. All data rates for each modulation type have been tested and found the data rate @ 6Mbps is the worst case of IEEE 802.11a; data rate @ MCS0 is the worst case of IEEE 802.11n/ac/ax 20/40, Only the data of worst case is recorded in the report.
Final test	05	TX mode (U-NII-2C) _Keep the EUT in continuously transmitting mode with all modulation types. All data rates for each modulation type have been tested and found the data rate @ 6Mbps is the worst case of IEEE 802.11a; data rate @ MCS0 is the worst case of IEEE 802.11n/ac/ax 20/40, Only the data of worst case is recorded in the report.
Final test	06	TX mode (U-NII-3) _Keep the EUT in continuously transmitting mode with all modulation types. All data rates for each modulation type have been tested and found the data rate @ 6Mbps is the worst case of IEEE 802.11n/ac/ax 20/40, Only the data of worst case is recorded in the report.

Unless otherwise agreed in writing, this document is issued by the Company subject to its General Conditions of Service printed overleaf, available on request or accessible at https://www.sgs.com/en/Terms-and-Conditions. Attention is drawn to the limitation of liability, indemnification and jurisdiction issues defined therein. Any holder of this document is advised that information contained hereon reflects the Company's findings at the time of its intervention only and within the limits of Client's instructions, if any. The Company's sole responsibility is to its Client and this document does not exonerate parties to a transaction from exercising all their rights and obligations under the transaction documents. This document cannot be reproduced except in full, without prior written approval of the Company. Any unauthorized alteration, forgery or falsification of the content or appearance of this document is unlawful and offenders may be prosecuted to the fullest extent of the law. Unless otherwise stated the results shown in this test report refer only to the sample(s) tested and such sample(s) are retained for 30 days only.
Attention: To check the authenticity of testing /inspection report & certificate, please contact us at telephone: (86-755) 8307 1443, or email: CN.Doccheck@sgs.com
No.1 Workshop, M-10, Middle Section, Science & Technology Park, Nanshan District, Shenzhen, Guangdong, China 518057 t (86-755) 26012053 f (86-755) 26710594 www.sgsgroup.com.cn
中国·广东·深圳市南山区科技园中区M-10栋1号厂房 邮编: 518057 t (86-755) 26012053 f (86-755) 26710594 sgs.china@sgs.com
Member of the SGS Group (SGS SA)

7.5.3 Test Setup Diagram

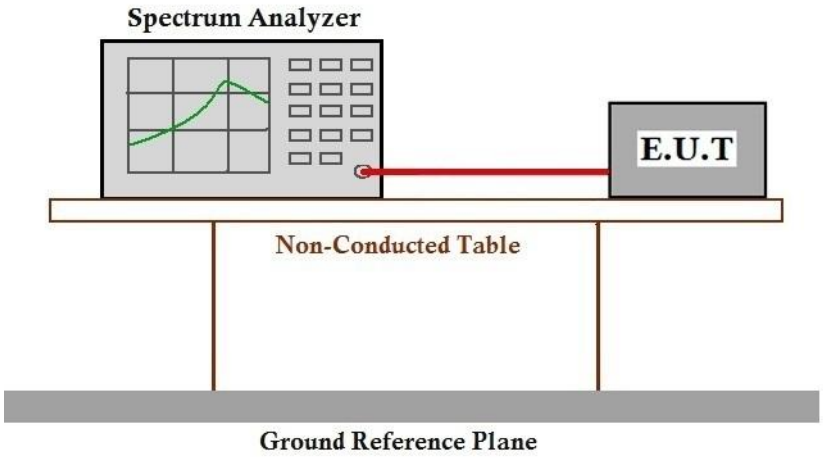

7.5.4 Measurement Procedure and Data

Please Refer to Appendix for Details

Unless otherwise agreed in writing, this document is issued by the Company subject to its General Conditions of Service printed overleaf, available on request or accessible at https://www.sgs.com/en/Terms-and-Conditions. Attention is drawn to the limitation of liability, indemnification and jurisdiction issues defined therein. Any holder of this document is advised that information contained hereon reflects the Company's findings at the time of its intervention only and within the limits of Client's instructions, if any. The Company's sole responsibility is to its Client and this document does not exonerate parties to a transaction from exercising all their rights and obligations under the transaction documents. This document cannot be reproduced except in full, without prior written approval of the Company. Any unauthorized alteration, forgery or falsification of the content or appearance of this document is unlawful and offenders may be prosecuted to the fullest extent of the law. Unless otherwise stated the results shown in this test report refer only to the sample(s) tested and such sample(s) are retained for 30 days only.
Attention: To check the authenticity of testing /inspection report & certificate, please contact us at telephone: (86-755) 8307 1443, or email: CN.Doccheck@sgs.com
SGS-CSTC Standards Technical Services Co., Ltd. Shenzhen Branch Electromagnetic Compatibility Laboratory
No.1 Workshop, M-10, Middle Section, Science & Technology Park, Nanshan District, Shenzhen, Guangdong, China 518057 t (86-755) 26012053 f (86-755) 26710594 www.sgsgroup.com.cn
中国·广东·深圳市南山区科技园中区M-10栋1号厂房 邮编: 518057 t (86-755) 26012053 f (86-755) 26710594 sgs.china@sgs.com
Member of the SGS Group (SGS SA)

7.6 99% Bandwidth

Test Requirement ANSI C63.10 (2020) Section 12.5.3
Test Method: ANSI C63.10 (2020) Section 12.5.3
Test Engineer: Mingli Hu

7.6.1 E.U.T. Operation

Operating Environment:
Temperature: 25.0 °C Humidity: 60.6 % RH Atmospheric Pressure: 1015 mbar

7.6.2 Test Mode Description

Pre-scan / Final test	Mode Code	Description
Final test	03	TX mode (U-NII-1)_Keep the EUT in continuously transmitting mode with all modulation types. All data rates for each modulation type have been tested and found the data rate @ 6Mbps is the worst case of IEEE 802.11a; data rate @ MCS0 is the worst case of IEEE 802.11n/ac/ax 20/40, Only the data of worst case is recorded in the report.
Final test	04	TX mode (U-NII-2A) _Keep the EUT in continuously transmitting mode with all modulation types. All data rates for each modulation type have been tested and found the data rate @ 6Mbps is the worst case of IEEE 802.11a; data rate @ MCS0 is the worst case of IEEE 802.11n/ac/ax 20/40, Only the data of worst case is recorded in the report.
Final test	05	TX mode (U-NII-2C) _Keep the EUT in continuously transmitting mode with all modulation types. All data rates for each modulation type have been tested and found the data rate @ 6Mbps is the worst case of IEEE 802.11a; data rate @ MCS0 is the worst case of IEEE 802.11n/ac/ax 20/40, Only the data of worst case is recorded in the report.
Final test	06	TX mode (U-NII-3) _Keep the EUT in continuously transmitting mode with all modulation types. All data rates for each modulation type have been tested and found the data rate @ 6Mbps is the worst case of IEEE 802.11n/ac/ax 20/40, Only the data of worst case is recorded in the report.

Unless otherwise agreed in writing, this document is issued by the Company subject to its General Conditions of Service printed overleaf, available on request or accessible at https://www.sgs.com/en/Terms-and-Conditions. Attention is drawn to the limitation of liability, indemnification and jurisdiction issues defined therein. Any holder of this document is advised that information contained hereon reflects the Company's findings at the time of its intervention only and within the limits of Client's instructions, if any. The Company's sole responsibility is to its Client and this document does not exonerate parties to a transaction from exercising all their rights and obligations under the transaction documents. This document cannot be reproduced except in full, without prior written approval of the Company. Any unauthorized alteration, forgery or falsification of the content or appearance of this document is unlawful and offenders may be prosecuted to the fullest extent of the law. Unless otherwise stated the results shown in this test report refer only to the sample(s) tested and such sample(s) are retained for 30 days only.
Attention: To check the authenticity of testing /inspection report & certificate, please contact us at telephone: (86-755) 8307 1443, or email: CN.Doccheck@sgs.com
SGS-CSTC Standards Technical Services Co., Ltd. Shenzhen Branch Electromagnetic Compatibility Laboratory
No.1 Workshop, M-10, Middle Section, Science & Technology Park, Nanshan District, Shenzhen, Guangdong, China 518057 t (86-755) 26012053 f (86-755) 26710594 www.sgsgroup.com.cn
中国·广东·深圳市南山区科技园中区M-10栋1号厂房 邮编: 518057 t (86-755) 26012053 f (86-755) 26710594 sgs.china@sgs.com
Member of the SGS Group (SGS SA)

7.6.3 Test Setup Diagram

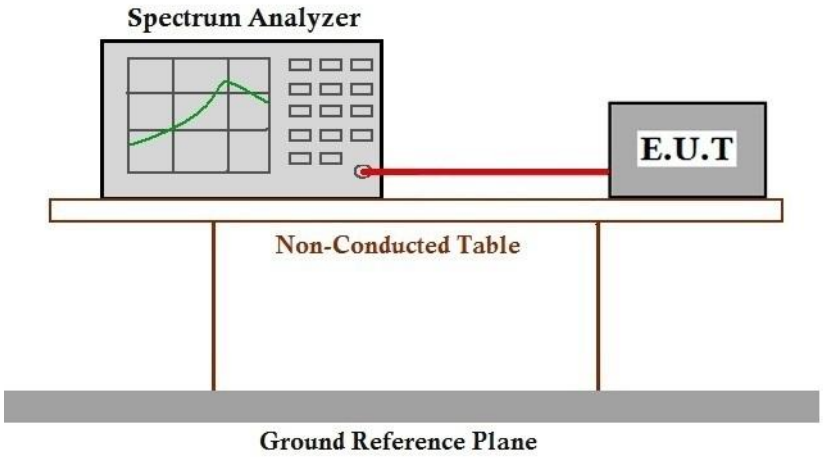

7.6.4 Measurement Procedure and Data

Please Refer to Appendix for Details

Unless otherwise agreed in writing, this document is issued by the Company subject to its General Conditions of Service printed overleaf, available on request or accessible at https://www.sgs.com/en/Terms-and-Conditions. Attention is drawn to the limitation of liability, indemnification and jurisdiction issues defined therein. Any holder of this document is advised that information contained hereon reflects the Company's findings at the time of its intervention only and within the limits of Client's instructions, if any. The Company's sole responsibility is to its Client and this document does not exonerate parties to a transaction from exercising all their rights and obligations under the transaction documents. This document cannot be reproduced except in full, without prior written approval of the Company. Any unauthorized alteration, forgery or falsification of the content or appearance of this document is unlawful and offenders may be prosecuted to the fullest extent of the law. Unless otherwise stated the results shown in this test report refer only to the sample(s) tested and such sample(s) are retained for 30 days only.
Attention: To check the authenticity of testing /inspection report & certificate, please contact us at telephone: (86-755) 8307 1443, or email: CN.Doccheck@sgs.com
SGS-CSTC Standards Technical Services Co., Ltd. Shenzhen Branch Electromagnetic Compatibility Laboratory
No.1 Workshop, M-10, Middle Section, Science & Technology Park, Nanshan District, Shenzhen, Guangdong, China 518057 t (86-755) 26012053 f (86-755) 26710594 www.sgsgroup.com.cn
中国·广东·深圳市南山区科技园中区M-10栋1号厂房 邮编: 518057 t (86-755) 26012053 f (86-755) 26710594 sgs.china@sgs.com
Member of the SGS Group (SGS SA)

7.7 26dB Emission Bandwidth

Test Requirement 47 CFR Part 15, Subpart E 15.407 (a)
Test Method: ANSI C63.10 (2020) Section 12.5.2
Test Engineer: Mingli Hu

7.7.1 E.U.T. Operation

Operating Environment:
Temperature: 25.0 °C Humidity: 60.6 % RH Atmospheric Pressure: 1015 mbar

7.7.2 Test Mode Description

Pre-scan / Final test	Mode Code	Description
Final test	03	TX mode (U-NII-1)_Keep the EUT in continuously transmitting mode with all modulation types. All data rates for each modulation type have been tested and found the data rate @ 6Mbps is the worst case of IEEE 802.11a; data rate @ MCS0 is the worst case of IEEE 802.11n/ac/ax 20/40, Only the data of worst case is recorded in the report.
Final test	04	TX mode (U-NII-2A) _Keep the EUT in continuously transmitting mode with all modulation types. All data rates for each modulation type have been tested and found the data rate @ 6Mbps is the worst case of IEEE 802.11a; data rate @ MCS0 is the worst case of IEEE 802.11n/ac/ax 20/40, Only the data of worst case is recorded in the report.
Final test	05	TX mode (U-NII-2C) _Keep the EUT in continuously transmitting mode with all modulation types. All data rates for each modulation type have been tested and found the data rate @ 6Mbps is the worst case of IEEE 802.11a; data rate @ MCS0 is the worst case of IEEE 802.11n/ac/ax 20/40, Only the data of worst case is recorded in the report.

Unless otherwise agreed in writing, this document is issued by the Company subject to its General Conditions of Service printed overleaf, available on request or accessible at https://www.sgs.com/en/Terms-and-Conditions. Attention is drawn to the limitation of liability, indemnification and jurisdiction issues defined therein. Any holder of this document is advised that information contained hereon reflects the Company's findings at the time of its intervention only and within the limits of Client's instructions, if any. The Company's sole responsibility is to its Client and this document does not exonerate parties to a transaction from exercising all their rights and obligations under the transaction documents. This document cannot be reproduced except in full, without prior written approval of the Company. Any unauthorized alteration, forgery or falsification of the content or appearance of this document is unlawful and offenders may be prosecuted to the fullest extent of the law. Unless otherwise stated the results shown in this test report refer only to the sample(s) tested and such sample(s) are retained for 30 days only.
Attention: To check the authenticity of testing /inspection report & certificate, please contact us at telephone: (86-755) 8307 1443, or email: CN.Doccheck@sgs.com
SGS-CSTC Standards Technical Services Co., Ltd. Shenzhen Branch Electromagnetic Compatibility Laboratory
No.1 Workshop, M-10, Middle Section, Science & Technology Park, Nanshan District, Shenzhen, Guangdong, China 518057 t (86-755) 26012053 f (86-755) 26710594 www.sgsgroup.com.cn
中国·广东·深圳市南山区科技园中区M-10栋1号厂房 邮编: 518057 t (86-755) 26012053 f (86-755) 26710594 sgs.china@sgs.com
Member of the SGS Group (SGS SA)

7.7.3 Test Setup Diagram

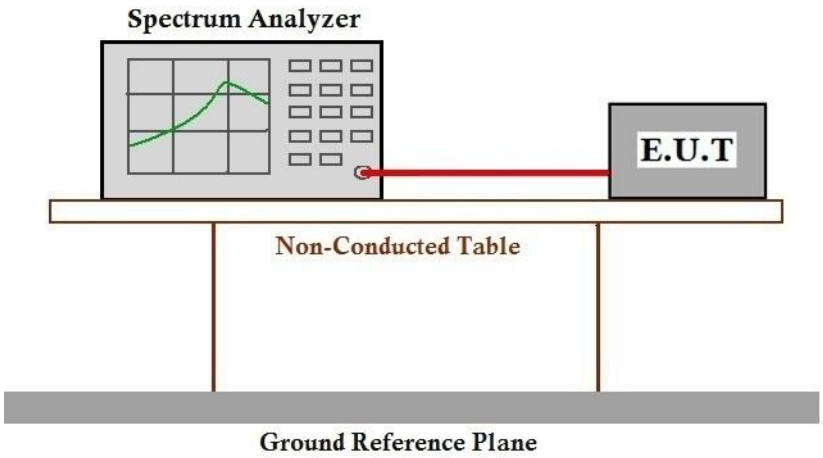

7.7.4 Measurement Procedure and Data

Please Refer to Appendix for Details

Unless otherwise agreed in writing, this document is issued by the Company subject to its General Conditions of Service printed overleaf, available on request or accessible at https://www.sgs.com/en/Terms-and-Conditions. Attention is drawn to the limitation of liability, indemnification and jurisdiction issues defined therein. Any holder of this document is advised that information contained hereon reflects the Company's findings at the time of its intervention only and within the limits of Client's instructions, if any. The Company's sole responsibility is to its Client and this document does not exonerate parties to a transaction from exercising all their rights and obligations under the transaction documents. This document cannot be reproduced except in full, without prior written approval of the Company. Any unauthorized alteration, forgery or falsification of the content or appearance of this document is unlawful and offenders may be prosecuted to the fullest extent of the law. Unless otherwise stated the results shown in this test report refer only to the sample(s) tested and such sample(s) are retained for 30 days only.
Attention: To check the authenticity of testing /inspection report & certificate, please contact us at telephone: (86-755) 8307 1443, or email: CN.Doccheck@sgs.com
SGS-CSTC Standards Technical Services Co., Ltd. Shenzhen Branch Electromagnetic Compatibility Laboratory
No.1 Workshop, M-10, Middle Section, Science & Technology Park, Nanshan District, Shenzhen, Guangdong, China 518057 t (86-755) 26012053 f (86-755) 26710594 www.sgsgroup.com.cn
中国·广东·深圳市南山区科技园中区M-10栋1号厂房 邮编: 518057 t (86-755) 26012053 f (86-755) 26710594 sgs.china@sgs.com
Member of the SGS Group (SGS SA)

7.8 Minimum 6 dB Bandwidth (5.725-5.85 GHz band)

Test Requirement 47 CFR Part 15, Subpart E 15.407 (e)
Test Method: ANSI C63.10 (2020) Section 12.5.1
Test Engineer: Mingli Hu

Limit:

Frequency band(MHz)	Limit
5725-5850	⩾500 kHz

7.8.1 E.U.T. Operation

Operating Environment:

Temperature: 25.0 °C Humidity: 60.6 % RH Atmospheric Pressure: 1015 mbar

7.8.2 Test Mode Description

Pre-scan / Final test	Mode Code	Description
Final test	06	TX mode (U-NII-3) _Keep the EUT in continuously transmitting mode with all modulation types. All data rates for each modulation type have been tested and found the data rate @ 6Mbps is the worst case of IEEE 802.11a; data rate @ MCS0 is the worst case of IEEE 802.11n/ac/ax 20/40, Only the data of worst case is recorded in the report.

7.8.3 Test Setup Diagram

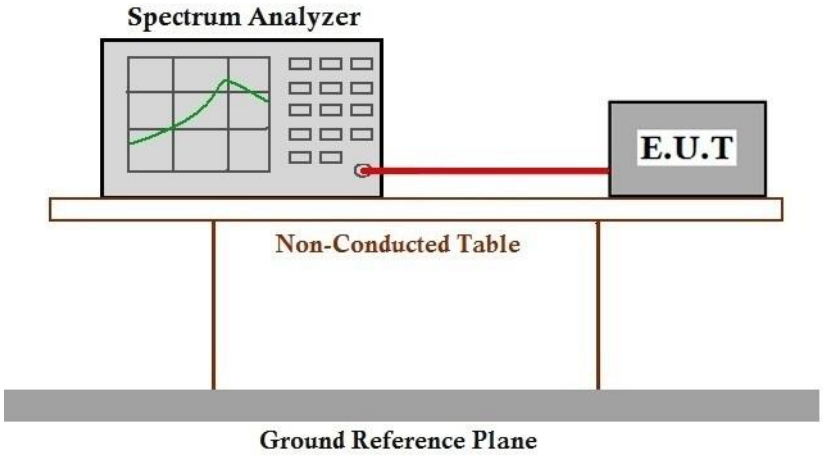

7.8.4 Measurement Procedure and Data

Please Refer to Appendix for Details

Unless otherwise agreed in writing, this document is issued by the Company subject to its General Conditions of Service printed overleaf, available on request or accessible at https://www.sgs.com/en/Terms-and-Conditions. Attention is drawn to the limitation of liability, indemnification and jurisdiction issues defined therein. Any holder of this document is advised that information contained hereon reflects the Company's findings at the time of its intervention only and within the limits of Client's instructions, if any. The Company's sole responsibility is to its Client and this document does not exonerate parties to a transaction from exercising all their rights and obligations under the transaction documents. This document cannot be reproduced except in full, without prior written approval of the Company. Any unauthorized alteration, forgery or falsification of the content or appearance of this document is unlawful and offenders may be prosecuted to the fullest extent of the law. Unless otherwise stated the results shown in this test report refer only to the sample(s) tested and such sample(s) are retained for 30 days only.
Attention: To check the authenticity of testing /inspection report & certificate, please contact us at telephone: (86-755) 8307 1443, or email: CN.Doccheck@sgs.com
No.1 Workshop, M-10, Middle Section, Science & Technology Park, Nanshan District, Shenzhen, Guangdong, China 518057 t (86-755) 26012053 f (86-755) 26710594 www.sgsgroup.com.cn
中国·广东·深圳市南山区科技园中区M-10栋1号厂房 邮编: 518057 t (86-755) 26012053 f (86-755) 26710594 sgs.china@sgs.com
Member of the SGS Group (SGS SA)

7.9 Maximum Conducted Output Power

Test Requirement 47 CFR Part 15, Subpart E 15.407 (a)
Test Method: ANSI C63.10 (2020) Section 12.4
Test Engineer: Mingli Hu

Limit:

Frequency band(MHz)	Limit
5150-5250	≤1W(30dBm) for master device
	≤250mW(24dBm) for client device
5250-5350	≤250mW(24dBm) or 11dBm+10logB*
5470-5725	≤250mW(24dBm) or 11dBm+10logB*
5725-5850	≤1W(30dBm)
Remark:	* Where B is the 26dB emission bandwidth in MHz. The maximum conducted output power must be measured over any interval of continuous transmission using instrumentation calibrated in terms of an rms-equivalent voltage.

7.9.1 E.U.T. Operation

Operating Environment:

Temperature: 25.0 °C Humidity: 60.6 % RH Atmospheric Pressure: 1015 mbar

7.9.2 Test Mode Description

Pre-scan / Final test	Mode Code	Description
Final test	03	TX mode (U-NII-1)_Keep the EUT in continuously transmitting mode with all modulation types. All data rates for each modulation type have been tested and found the data rate @ 6Mbps is the worst case of IEEE 802.11a; data rate @ MCS0 is the worst case of IEEE 802.11n/ac/ax 20/40, Only the data of worst case is recorded in the report.
Final test	04	TX mode (U-NII-2A) _Keep the EUT in continuously transmitting mode with all modulation types. All data rates for each modulation type have been tested and found the data rate @ 6Mbps is the worst case of IEEE 802.11a; data rate @ MCS0 is the worst case of IEEE 802.11n/ac/ax 20/40, Only the data of worst case is recorded in the report.
Final test	05	TX mode (U-NII-2C) _Keep the EUT in continuously transmitting mode with all modulation types. All data rates for each modulation type have been tested and found the data rate @ 6Mbps is the worst case of IEEE 802.11n/ac/ax 20/40, Only the data of worst case is recorded in the report.

Unless otherwise agreed in writing, this document is issued by the Company subject to its General Conditions of Service printed overleaf, available on request or accessible at https://www.sgs.com/en/Terms-and-Conditions. Attention is drawn to the limitation of liability, indemnification and jurisdiction issues defined therein. Any holder of this document is advised that information contained hereon reflects the Company's findings at the time of its intervention only and within the limits of Client's instructions, if any. The Company's sole responsibility is to its Client and this document does not exonerate parties to a transaction from exercising all their rights and obligations under the transaction documents. This document cannot be reproduced except in full, without prior written approval of the Company. Any unauthorized alteration, forgery or falsification of the content or appearance of this document is unlawful and offenders may be prosecuted to the fullest extent of the law. Unless otherwise stated the results shown in this test report refer only to the sample(s) tested and such sample(s) are retained for 30 days only.
Attention: To check the authenticity of testing /inspection report & certificate, please contact us at telephone: (86-755) 8307 1443, or email: CN.Doccheck@sgs.com
SGS-CSTC Standards Technical Services Co., Ltd. Shenzhen Branch Electromagnetic Compatibility Laboratory
No.1 Workshop, M-10, Middle Section, Science & Technology Park, Nanshan District, Shenzhen, Guangdong, China 518057 t (86-755) 26012053 f (86-755) 26710594 www.sgsgroup.com.cn
中国·广东·深圳市南山区科技园中区M-10栋1号厂房 邮编: 518057 t (86-755) 26012053 f (86-755) 26710594 sgs.china@sgs.com
Member of the SGS Group (SGS SA)

Final test	06	TX mode (U-NII-3) _Keep the EUT in continuously transmitting mode with all modulation types. All data rates for each modulation type have been tested and found the data rate @ 6Mbps is the worst case of IEEE 802.11a; data rate @ MCS0 is the worst case of IEEE 802.11n/ac/ax 20/40, Only the data of worst case is recorded in the report.

7.9.3 Test Setup Diagram

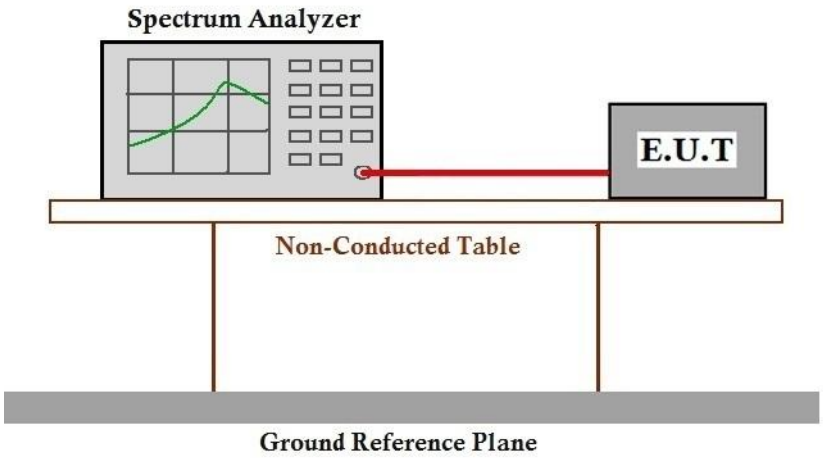

7.9.4 Measurement Procedure and Data

Note: Since the verify power the same operating range bandwidth and smaller power can be covered by the higher power.

AV Output power Level = Reading level +Cable loss + DCCF

Please Refer to Appendix for Details

Unless otherwise agreed in writing, this document is issued by the Company subject to its General Conditions of Service printed overleaf, available on request or accessible at https://www.sgs.com/en/Terms-and-Conditions. Attention is drawn to the limitation of liability, indemnification and jurisdiction issues defined therein. Any holder of this document is advised that information contained hereon reflects the Company's findings at the time of its intervention only and within the limits of Client's instructions, if any. The Company's sole responsibility is to its Client and this document does not exonerate parties to a transaction from exercising all their rights and obligations under the transaction documents. This document cannot be reproduced except in full, without prior written approval of the Company. Any unauthorized alteration, forgery or falsification of the content or appearance of this document is unlawful and offenders may be prosecuted to the fullest extent of the law. Unless otherwise stated the results shown in this test report refer only to the sample(s) tested and such sample(s) are retained for 30 days only.
Attention: To check the authenticity of testing /inspection report & certificate, please contact us at telephone: (86-755) 8307 1443, or email: CN.Doccheck@sgs.com
SGS-CSTC Standards Technical Services Co., Ltd. Shenzhen Branch Electromagnetic Compatibility Laboratory
No.1 Workshop, M-10, Middle Section, Science & Technology Park, Nanshan District, Shenzhen, Guangdong, China 518057 t (86-755) 26012053 f (86-755) 26710594 www.sgsgroup.com.cn
中国·广东·深圳市南山区科技园中区M-10栋1号厂房 邮编: 518057 t (86-755) 26012053 f (86-755) 26710594 sgs.china@sgs.com
Member of the SGS Group (SGS SA)

7.10 Power Spectral Density

Test Requirement 47 CFR Part 15, Subpart E 15.407 (a)
Test Method: ANSI C63.10 (2020) Section 12.6
Test Engineer: Mingli Hu

Limit:

Frequency band(MHz)	Limit
5150-5250	≤17dBm in 1MHz for master device
	≤11dBm in 1MHz for client device
5250-5350	≤11dBm in 1MHz for client device
5470-5725	≤11dBm in 1MHz for client device
5725-5850	≤30dBm in 500 kHz
Remark:	The maximum power spectral density is measured as a conducted emission by direct connection of a calibrated test instrument to the equipment under test.

7.10.1 E.U.T. Operation

Operating Environment:

Temperature: 25.0 °C Humidity: 60.6 % RH Atmospheric Pressure: 1015 mbar

7.10.2 Test Mode Description

Pre-scan / Final test	Mode Code	Description
Final test	03	TX mode (U-NII-1)_Keep the EUT in continuously transmitting mode with all modulation types. All data rates for each modulation type have been tested and found the data rate @ 6Mbps is the worst case of IEEE 802.11a; data rate @ MCS0 is the worst case of IEEE 802.11n/ac/ax 20/40, Only the data of worst case is recorded in the report.
Final test	04	TX mode (U-NII-2A) _Keep the EUT in continuously transmitting mode with all modulation types. All data rates for each modulation type have been tested and found the data rate @ 6Mbps is the worst case of IEEE 802.11a; data rate @ MCS0 is the worst case of IEEE 802.11n/ac/ax 20/40, Only the data of worst case is recorded in the report.
Final test	05	TX mode (U-NII-2C) _Keep the EUT in continuously transmitting mode with all modulation types. All data rates for each modulation type have been tested and found the data rate @ 6Mbps is the worst case of IEEE 802.11a; data rate @ MCS0 is the worst case of IEEE 802.11n/ac/ax 20/40, Only the data of worst case is recorded in the report.
Final test	06	TX mode (U-NII-3) _Keep the EUT in continuously transmitting mode with all modulation types. All data rates for each modulation type have been tested and found the data rate @ 6Mbps is the worst case of IEEE 802.11a; data rate @ MCS0

Unless otherwise agreed in writing, this document is issued by the Company subject to its General Conditions of Service printed overleaf, available on request or accessible at https://www.sgs.com/en/Terms-and-Conditions. Attention is drawn to the limitation of liability, indemnification and jurisdiction issues defined therein. Any holder of this document is advised that information contained hereon reflects the Company's findings at the time of its intervention only and within the limits of Client's instructions, if any. The Company's sole responsibility is to its Client and this document does not exonerate parties to a transaction from exercising all their rights and obligations under the transaction documents. This document cannot be reproduced except in full, without prior written approval of the Company. Any unauthorized alteration, forgery or falsification of the content or appearance of this document is unlawful and offenders may be prosecuted to the fullest extent of the law. Unless otherwise stated the results shown in this test report refer only to the sample(s) tested and such sample(s) are retained for 30 days only.
Attention: To check the authenticity of testing /inspection report & certificate, please contact us at telephone: (86-755) 8307 1443, or email: CN.Doccheck@sgs.com
SGS-CSTC Standards Technical Services Co., Ltd. Shenzhen Branch Electromagnetic Compatibility Laboratory
No.1 Workshop, M-10, Middle Section, Science & Technology Park, Nanshan District, Shenzhen, Guangdong, China 518057 t (86-755) 26012053 f (86-755) 26710594 www.sgsgroup.com.cn
中国·广东·深圳市南山区科技园中区M-10栋1号厂房 邮编: 518057 t (86-755) 26012053 f (86-755) 26710594 sgs.china@sgs.com
Member of the SGS Group (SGS SA)

		is the worst case of IEEE 802.11n/ac/ax 20/40, Only the data of worst case is recorded in the report.

7.10.3 Test Setup Diagram

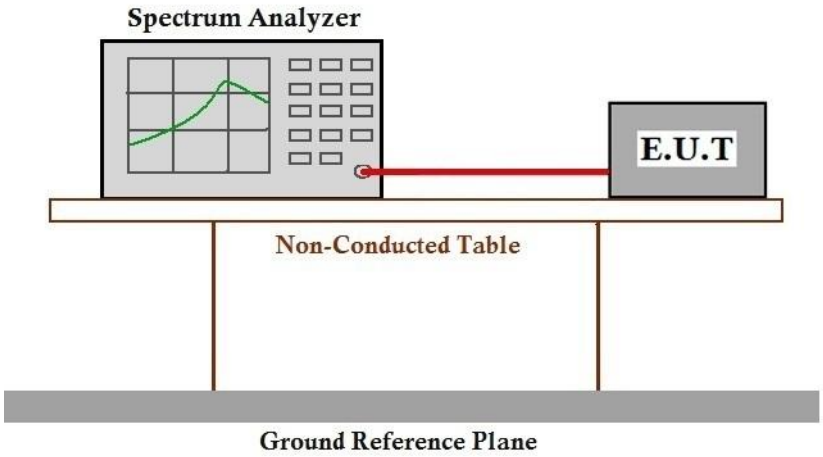

7.10.4 Measurement Procedure and Data

RBW conversion factor from 300kHz to 500kHz (2.22dB) for UNII Band 3 has been considered.

Please Refer to Appendix for Details

Unless otherwise agreed in writing, this document is issued by the Company subject to its General Conditions of Service printed overleaf, available on request or accessible at https://www.sgs.com/en/Terms-and-Conditions. Attention is drawn to the limitation of liability, indemnification and jurisdiction issues defined therein. Any holder of this document is advised that information contained hereon reflects the Company's findings at the time of its intervention only and within the limits of Client's instructions, if any. The Company's sole responsibility is to its Client and this document does not exonerate parties to a transaction from exercising all their rights and obligations under the transaction documents. This document cannot be reproduced except in full, without prior written approval of the Company. Any unauthorized alteration, forgery or falsification of the content or appearance of this document is unlawful and offenders may be prosecuted to the fullest extent of the law. Unless otherwise stated the results shown in this test report refer only to the sample(s) tested and such sample(s) are retained for 30 days only.
Attention: To check the authenticity of testing /inspection report & certificate, please contact us at telephone: (86-755) 8307 1443, or email: CN.Doccheck@sgs.com
SGS-CSTC Standards Technical Services Co., Ltd. Shenzhen Branch Electromagnetic Compatibility Laboratory
No.1 Workshop, M-10, Middle Section, Science & Technology Park, Nanshan District, Shenzhen, Guangdong, China 518057 t (86-755) 26012053 f (86-755) 26710594 www.sgsgroup.com.cn
中国·广东·深圳市南山区科技园中区M-10栋1号厂房 邮编: 518057 t (86-755) 26012053 f (86-755) 26710594 sgs.china@sgs.com
Member of the SGS Group (SGS SA)

7.11 Frequency Stability

Test Requirement 47 CFR Part 15, Subpart E 15.407 (g)
Test Method: ANSI C63.10 (2020) Section 6.8
Test Engineer: Mingli Hu

7.11.1 E.U.T. Operation

Operating Environment:
Temperature: 25.0 °C Humidity: 60.6 % RH Atmospheric Pressure: 1015 mbar

7.11.2 Test Mode Description

Pre-scan / Final test	Mode Code	Description
Final test	03	TX mode (U-NII-1)_Keep the EUT in continuously transmitting mode with all modulation types. All data rates for each modulation type have been tested and found the data rate @ 6Mbps is the worst case of IEEE 802.11a; data rate @ MCS0 is the worst case of IEEE 802.11n/ac/ax 20/40, Only the data of worst case is recorded in the report.
Final test	04	TX mode (U-NII-2A) _Keep the EUT in continuously transmitting mode with all modulation types. All data rates for each modulation type have been tested and found the data rate @ 6Mbps is the worst case of IEEE 802.11a; data rate @ MCS0 is the worst case of IEEE 802.11n/ac/ax 20/40, Only the data of worst case is recorded in the report.
Final test	05	TX mode (U-NII-2C) _Keep the EUT in continuously transmitting mode with all modulation types. All data rates for each modulation type have been tested and found the data rate @ 6Mbps is the worst case of IEEE 802.11a; data rate @ MCS0 is the worst case of IEEE 802.11n/ac/ax 20/40, Only the data of worst case is recorded in the report.
Final test	06	TX mode (U-NII-3) _Keep the EUT in continuously transmitting mode with all modulation types. All data rates for each modulation type have been tested and found the data rate @ 6Mbps is the worst case of IEEE 802.11n/ac/ax 20/40, Only the data of worst case is recorded in the report.

Unless otherwise agreed in writing, this document is issued by the Company subject to its General Conditions of Service printed overleaf, available on request or accessible at https://www.sgs.com/en/Terms-and-Conditions. Attention is drawn to the limitation of liability, indemnification and jurisdiction issues defined therein. Any holder of this document is advised that information contained hereon reflects the Company's findings at the time of its intervention only and within the limits of Client's instructions, if any. The Company's sole responsibility is to its Client and this document does not exonerate parties to a transaction from exercising all their rights and obligations under the transaction documents. This document cannot be reproduced except in full, without prior written approval of the Company. Any unauthorized alteration, forgery or falsification of the content or appearance of this document is unlawful and offenders may be prosecuted to the fullest extent of the law. Unless otherwise stated the results shown in this test report refer only to the sample(s) tested and such sample(s) are retained for 30 days only.
Attention: To check the authenticity of testing /inspection report & certificate, please contact us at telephone: (86-755) 8307 1443, or email: CN.Doccheck@sgs.com
SGS-CSTC Standards Technical Services Co., Ltd. Shenzhen Branch Electromagnetic Compatibility Laboratory
No.1 Workshop, M-10, Middle Section, Science & Technology Park, Nanshan District, Shenzhen, Guangdong, China 518057 t (86-755) 26012053 f (86-755) 26710594 www.sgsgroup.com.cn
中国·广东·深圳市南山区科技园中区M-10栋1号厂房 邮编: 518057 t (86-755) 26012053 f (86-755) 26710594 sgs.china@sgs.com
Member of the SGS Group (SGS SA)

7.11.3 Test Setup Diagram

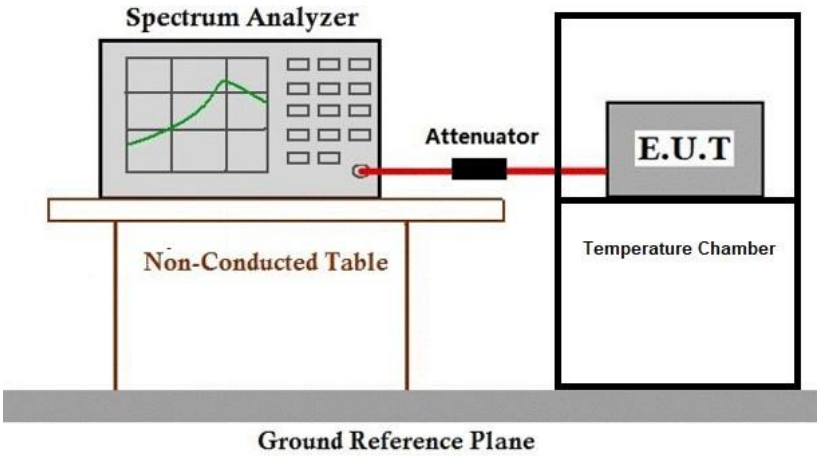

7.11.4 Measurement Procedure and Data

Please Refer to Appendix for Details

Unless otherwise agreed in writing, this document is issued by the Company subject to its General Conditions of Service printed overleaf, available on request or accessible at https://www.sgs.com/en/Terms-and-Conditions. Attention is drawn to the limitation of liability, indemnification and jurisdiction issues defined therein. Any holder of this document is advised that information contained hereon reflects the Company's findings at the time of its intervention only and within the limits of Client's instructions, if any. The Company's sole responsibility is to its Client and this document does not exonerate parties to a transaction from exercising all their rights and obligations under the transaction documents. This document cannot be reproduced except in full, without prior written approval of the Company. Any unauthorized alteration, forgery or falsification of the content or appearance of this document is unlawful and offenders may be prosecuted to the fullest extent of the law. Unless otherwise stated the results shown in this test report refer only to the sample(s) tested and such sample(s) are retained for 30 days only.
Attention: To check the authenticity of testing /inspection report & certificate, please contact us at telephone: (86-755) 8307 1443, or email: CN.Doccheck@sgs.com
SGS-CSTC Standards Technical Services Co., Ltd. Shenzhen Branch Electromagnetic Compatibility Laboratory
No.1 Workshop, M-10, Middle Section, Science & Technology Park, Nanshan District, Shenzhen, Guangdong, China 518057 t (86-755) 26012053 f (86-755) 26710594 www.sgsgroup.com.cn
中国·广东·深圳市南山区科技园中区M-10栋1号厂房 邮编: 518057 t (86-755) 26012053 f (86-755) 26710594 sgs.china@sgs.com
Member of the SGS Group (SGS SA)

7.12 Channel Move Time

Test Requirement KDB 905462 D02 Section 5.1
Test Method: KDB 905462 D02 Section 7.8.3
Test Engineer: Joke Huang

Limit:

Test item	Limit	Applicability	
		Master Device or client with Radar Detection	Client without Radar Detection
Non-occupancy period	Minimum 30 minutes	Yes	Not required
Channel Availability Check Time	60 seconds	Yes	Not required
Channel Move Time	10 seconds See Note 1.	Yes	Yes
Channel Closing Transmission Time	200 milliseconds + an aggregate of 60 milliseconds over remaining 10 second period. See Notes 1 and 2.	Yes	Yes
U-NII Detection Bandwidth	Minimum 100% of the U-NII 99% transmission power bandwidth. See Note 3.	Yes	Not required

Note 1: Channel Move Time and the Channel Closing Transmission Time should be performed with Radar Type 0. The measurement timing begins at the end of the Radar Type 0 burst.

Note 2: The Channel Closing Transmission Time is comprised of 200 milliseconds starting at the beginning of the Channel Move Time plus any additional intermittent control signals required to facilitate a Channel move (an aggregate of 60 milliseconds) during the remainder of the 10 second period. The aggregate duration of control signals will not count quiet periods in between transmissions.

Note 3: During the U-NII Detection Bandwidth detection test, radar type 0 should be used. For each frequency step the minimum percentage of detection is 90 percent. Measurements are performed with no data traffic.

Unless otherwise agreed in writing, this document is issued by the Company subject to its General Conditions of Service printed overleaf, available on request or accessible at https://www.sgs.com/en/Terms-and-Conditions. Attention is drawn to the limitation of liability, indemnification and jurisdiction issues defined therein. Any holder of this document is advised that information contained hereon reflects the Company's findings at the time of its intervention only and within the limits of Client's instructions, if any. The Company's sole responsibility is to its Client and this document does not exonerate parties to a transaction from exercising all their rights and obligations under the transaction documents. This document cannot be reproduced except in full, without prior written approval of the Company. Any unauthorized alteration, forgery or falsification of the content or appearance of this document is unlawful and offenders may be prosecuted to the fullest extent of the law. Unless otherwise stated the results shown in this test report refer only to the sample(s) tested and such sample(s) are retained for 30 days only.
Attention: To check the authenticity of testing /inspection report & certificate, please contact us at telephone: (86-755) 8307 1443, or email: CN.Doccheck@sgs.com
SGS-CSTC Standards Technical Services Co., Ltd. Shenzhen Branch Electromagnetic Compatibility Laboratory
No.1 Workshop, M-10, Middle Section, Science & Technology Park, Nanshan District, Shenzhen, Guangdong, China 518057 t (86-755) 26012053 f (86-755) 26710594 www.sgsgroup.com.cn
中国·广东·深圳市南山区科技园中区M-10栋1号厂房 邮编: 518057 t (86-755) 26012053 f (86-755) 26710594 sgs.china@sgs.com
Member of the SGS Group (SGS SA)

7.12.1 E.U.T. Operation

Operating Environment:

Temperature: 23.6 °C Humidity: 41.0 % RH Atmospheric Pressure: 1015 mbar

7.12.2 Test Mode Description

Pre-scan / Final test	Mode Code	Description
Final test	07	Normal operating_Keep the EUT communication with the companion device.

7.12.3 Test Setup Diagram

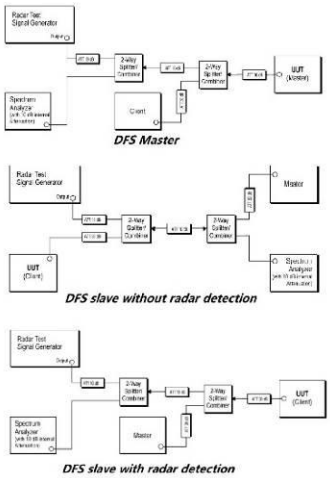

Unless otherwise agreed in writing, this document is issued by the Company subject to its General Conditions of Service printed overleaf, available on request or accessible at https://www.sgs.com/en/Terms-and-Conditions. Attention is drawn to the limitation of liability, indemnification and jurisdiction issues defined therein. Any holder of this document is advised that information contained hereon reflects the Company's findings at the time of its intervention only and within the limits of Client's instructions, if any. The Company's sole responsibility is to its Client and this document does not exonerate parties to a transaction from exercising all their rights and obligations under the transaction documents. This document cannot be reproduced except in full, without prior written approval of the Company. Any unauthorized alteration, forgery or falsification of the content or appearance of this document is unlawful and offenders may be prosecuted to the fullest extent of the law. Unless otherwise stated the results shown in this test report refer only to the sample(s) tested and such sample(s) are retained for 30 days only.
Attention: To check the authenticity of testing /inspection report & certificate, please contact us at telephone: (86-755) 8307 1443, or email: CN.Doccheck@sgs.com
SGS-CSTC Standards Technical Services Co., Ltd. Shenzhen Branch Electromagnetic Compatibility Laboratory
No.1 Workshop, M-10, Middle Section, Science & Technology Park, Nanshan District, Shenzhen, Guangdong, China 518057 t (86-755) 26012053 f (86-755) 26710594 www.sgsgroup.com.cn
中国·广东·深圳市南山区科技园中区M-10栋1号厂房 邮编: 518057 t (86-755) 26012053 f (86-755) 26710594 sgs.china@sgs.com
Member of the SGS Group (SGS SA)

7.12.4 Measurement Procedure and Data

1) The radar pulse generator is setup to provide a pulse at frequency that the master and client are operating. A type 0 radar pulse with a 1us pulse width and a 1428us PRI is used for the testing.

2) The vector signal generator is adjusted to provide the radar burst (18 pulses) at the level of approximately -61dBm at the antenna port of the master device.

3) A trigger is provided from the pulse generator to the DFS monitoring system in order to capture the traffic and the occurrence of the radar pulse.

4) EUT will associate with the master at channel. The file “iperf.exe” specified by the FCC is streamed from the PC 2 through the master and the client device to the PC 1 and played in full motion video using Media Player Classic Ver. 6.4.8.6 in order to properly load the network for the entire period of the test.

5) When radar burst with a level equal to the DFS Detection Threshold +1dB is generated on the operating channel of the U-NII device. At time T0 the radar waveform generator sends a burst of pulse of the radar waveform at Detection Threshold +1dB.

6) Observe the transmissions of the EUT at the end of the radar Burst on the Operating Channel. Measure and record the transmissions from the UUT during the observation time (Channel Move Time). One 15 seconds plot is reported for the Short Pulse Radar Type 0. The plot for the Short Pulse Radar Types start at the end of the radar burst. The Channel Move Time will be calculated based on the zoom in 600ms plot of the Short Pulse Radar Type.

7) Measurement of the aggregate duration of the Channel Closed Transmission Time method. With the spectrum analyzer set to zero span tuned to the center frequency of the EUT operating channel at the radar simulated frequency, peak detection, and max hold, the dwell time per bin is given by: Dwell (0.3ms) =S (12000ms) / B (4000); where Dwell is the dwell time per spectrum analyzer sampling bin, S is sweep time and B is the number of spectrum analyzer sampling bins. An upper bound of the aggregate duration of the intermittent control signals of Channel Closing Transmission Time is calculated by: C (ms)= N X Dwell (0.3ms); where C is the Closing Time, N is the number of spectrum analyzer sampling bins (intermittent control signals) showing a U-NII transmission and Dwell is the dwell time per bin.

8) Measurement the EUT for more than 30 minutes following the channel move time to verify that no transmission or beacons occur on this channel.

Please Refer to Appendix for Details

Unless otherwise agreed in writing, this document is issued by the Company subject to its General Conditions of Service printed overleaf, available on request or accessible at https://www.sgs.com/en/Terms-and-Conditions. Attention is drawn to the limitation of liability, indemnification and jurisdiction issues defined therein. Any holder of this document is advised that information contained hereon reflects the Company's findings at the time of its intervention only and within the limits of Client's instructions, if any. The Company's sole responsibility is to its Client and this document does not exonerate parties to a transaction from exercising all their rights and obligations under the transaction documents. This document cannot be reproduced except in full, without prior written approval of the Company. Any unauthorized alteration, forgery or falsification of the content or appearance of this document is unlawful and offenders may be prosecuted to the fullest extent of the law. Unless otherwise stated the results shown in this test report refer only to the sample(s) tested and such sample(s) are retained for 30 days only.
Attention: To check the authenticity of testing /inspection report & certificate, please contact us at telephone: (86-755) 8307 1443, or email: CN.Doccheck@sgs.com
SGS-CSTC Standards Technical Services Co., Ltd. Shenzhen Branch Electromagnetic Compatibility Laboratory
No.1 Workshop, M-10, Middle Section, Science & Technology Park, Nanshan District, Shenzhen, Guangdong, China 518057 t (86-755) 26012053 f (86-755) 26710594 www.sgsgroup.com.cn
中国·广东·深圳市南山区科技园中区M-10栋1号厂房 邮编: 518057 t (86-755) 26012053 f (86-755) 26710594 sgs.china@sgs.com
Member of the SGS Group (SGS SA)

7.13 Channel Closing Transmission Time

Test Requirement KDB 905462 D02 Section 5.1
Test Method: KDB 905462 D02 Section 7.8.3
Test Engineer: Joke Huang

Limit:

Test item	Limit	Applicability	
		Master Device or client with Radar Detection	Client without Radar Detection
Non-occupancy period	Minimum 30 minutes	Yes	Not required
Channel Availability Check Time	60 seconds	Yes	Not required
Channel Move Time	10 seconds See Note 1.	Yes	Yes
Channel Closing Transmission Time	200 milliseconds + an aggregate of 60 milliseconds over remaining 10 second period. See Notes 1 and 2.	Yes	Yes
U-NII Detection Bandwidth	Minimum 100% of the U-NII 99% transmission power bandwidth. See Note 3.	Yes	Not required

Note 1: Channel Move Time and the Channel Closing Transmission Time should be performed with Radar Type 0. The measurement timing begins at the end of the Radar Type 0 burst.

Note 2: The Channel Closing Transmission Time is comprised of 200 milliseconds starting at the beginning of the Channel Move Time plus any additional intermittent control signals required to facilitate a Channel move (an aggregate of 60 milliseconds) during the remainder of the 10 second period. The aggregate duration of control signals will not count quiet periods in between transmissions.

Note 3: During the U-NII Detection Bandwidth detection test, radar type 0 should be used. For each frequency step the minimum percentage of detection is 90 percent. Measurements are performed with no data traffic.

SGS-CSTC Standards Technical Services Co., Ltd. Shenzhen Branch Electromagnetic Compatibility Laboratory

Unless otherwise agreed in writing, this document is issued by the Company subject to its General Conditions of Service printed overleaf, available on request or accessible at https://www.sgs.com/en/Terms-and-Conditions. Attention is drawn to the limitation of liability, indemnification and jurisdiction issues defined therein. Any holder of this document is advised that information contained hereon reflects the Company's findings at the time of its intervention only and within the limits of Client's instructions, if any. The Company's sole responsibility is to its Client and this document does not exonerate parties to a transaction from exercising all their rights and obligations under the transaction documents. This document cannot be reproduced except in full, without prior written approval of the Company. Any unauthorized alteration, forgery or falsification of the content or appearance of this document is unlawful and offenders may be prosecuted to the fullest extent of the law. Unless otherwise stated the results shown in this test report refer only to the sample(s) tested and such sample(s) are retained for 30 days only.
Attention: To check the authenticity of testing /inspection report & certificate, please contact us at telephone: (86-755) 8307 1443, or email: CN.Doccheck@sgs.com
No.1 Workshop, M-10, Middle Section, Science & Technology Park, Nanshan District, Shenzhen, Guangdong, China 518057 t (86-755) 26012053 f (86-755) 26710594 www.sgsgroup.com.cn
中国·广东·深圳市南山区科技园中区M-10栋1号厂房 邮编: 518057 t (86-755) 26012053 f (86-755) 26710594 sgs.china@sgs.com
Member of the SGS Group (SGS SA)

7.13.1 E.U.T. Operation

Operating Environment:

Temperature: 23.6 °C Humidity: 41.0 % RH Atmospheric Pressure: 1015 mbar

7.13.2 Test Mode Description

Pre-scan / Final test	Mode Code	Description
Final test	07	Normal operating_Keep the EUT communication with the companion device.

7.13.3 Test Setup Diagram

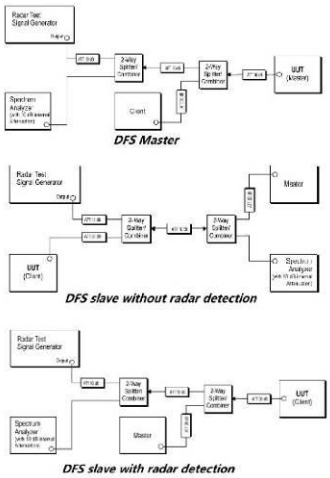

Unless otherwise agreed in writing, this document is issued by the Company subject to its General Conditions of Service printed overleaf, available on request or accessible at https://www.sgs.com/en/Terms-and-Conditions. Attention is drawn to the limitation of liability, indemnification and jurisdiction issues defined therein. Any holder of this document is advised that information contained hereon reflects the Company's findings at the time of its intervention only and within the limits of Client's instructions, if any. The Company's sole responsibility is to its Client and this document does not exonerate parties to a transaction from exercising all their rights and obligations under the transaction documents. This document cannot be reproduced except in full, without prior written approval of the Company. Any unauthorized alteration, forgery or falsification of the content or appearance of this document is unlawful and offenders may be prosecuted to the fullest extent of the law. Unless otherwise stated the results shown in this test report refer only to the sample(s) tested and such sample(s) are retained for 30 days only.
Attention: To check the authenticity of testing /inspection report & certificate, please contact us at telephone: (86-755) 8307 1443, or email: CN.Doccheck@sgs.com
SGS-CSTC Standards Technical Services Co., Ltd. Shenzhen Branch Electromagnetic Compatibility Laboratory
No.1 Workshop, M-10, Middle Section, Science & Technology Park, Nanshan District, Shenzhen, Guangdong, China 518057 t (86-755) 26012053 f (86-755) 26710594 www.sgsgroup.com.cn
中国·广东·深圳市南山区科技园中区M-10栋1号厂房 邮编: 518057 t (86-755) 26012053 f (86-755) 26710594 sgs.china@sgs.com
Member of the SGS Group (SGS SA)

7.13.4 Measurement Procedure and Data

1) The radar pulse generator is setup to provide a pulse at frequency that the master and client are operating. A type 0 radar pulse with a 1us pulse width and a 1428us PRI is used for the testing.

2) The vector signal generator is adjusted to provide the radar burst (18 pulses) at the level of approximately -61dBm at the antenna port of the master device.

3) A trigger is provided from the pulse generator to the DFS monitoring system in order to capture the traffic and the occurrence of the radar pulse.

4) EUT will associate with the master at channel. The file “iperf.exe” specified by the FCC is streamed from the PC 2 through the master and the client device to the PC 1 and played in full motion video using Media Player Classic Ver. 6.4.8.6 in order to properly load the network for the entire period of the test.

5) When radar burst with a level equal to the DFS Detection Threshold +1dB is generated on the operating channel of the U-NII device. At time T0 the radar waveform generator sends a burst of pulse of the radar waveform at Detection Threshold +1dB.

6) Observe the transmissions of the EUT at the end of the radar Burst on the Operating Channel. Measure and record the transmissions from the UUT during the observation time (Channel Move Time). One 15 seconds plot is reported for the Short Pulse Radar Type 0. The plot for the Short Pulse Radar Types start at the end of the radar burst. The Channel Move Time will be calculated based on the zoom in 600ms plot of the Short Pulse Radar Type.

7) Measurement of the aggregate duration of the Channel Closed Transmission Time method. With the spectrum analyzer set to zero span tuned to the center frequency of the EUT operating channel at the radar simulated frequency, peak detection, and max hold, the dwell time per bin is given by: Dwell (0.3ms) =S (12000ms) / B (4000); where Dwell is the dwell time per spectrum analyzer sampling bin, S is sweep time and B is the number of spectrum analyzer sampling bins. An upper bound of the aggregate duration of the intermittent control signals of Channel Closing Transmission Time is calculated by: C (ms)= N X Dwell (0.3ms); where C is the Closing Time, N is the number of spectrum analyzer sampling bins (intermittent control signals) showing a U-NII transmission and Dwell is the dwell time per bin.

8) Measurement the EUT for more than 30 minutes following the channel move time to verify that no transmission or beacons occur on this channel.

Please Refer to Appendix for Details

Unless otherwise agreed in writing, this document is issued by the Company subject to its General Conditions of Service printed overleaf, available on request or accessible at https://www.sgs.com/en/Terms-and-Conditions. Attention is drawn to the limitation of liability, indemnification and jurisdiction issues defined therein. Any holder of this document is advised that information contained hereon reflects the Company's findings at the time of its intervention only and within the limits of Client's instructions, if any. The Company's sole responsibility is to its Client and this document does not exonerate parties to a transaction from exercising all their rights and obligations under the transaction documents. This document cannot be reproduced except in full, without prior written approval of the Company. Any unauthorized alteration, forgery or falsification of the content or appearance of this document is unlawful and offenders may be prosecuted to the fullest extent of the law. Unless otherwise stated the results shown in this test report refer only to the sample(s) tested and such sample(s) are retained for 30 days only.
Attention: To check the authenticity of testing /inspection report & certificate, please contact us at telephone: (86-755) 8307 1443, or email: CN.Doccheck@sgs.com
SGS-CSTC Standards Technical Services Co., Ltd. Shenzhen Branch Electromagnetic Compatibility Laboratory
No.1 Workshop, M-10, Middle Section, Science & Technology Park, Nanshan District, Shenzhen, Guangdong, China 518057 t (86-755) 26012053 f (86-755) 26710594 www.sgsgroup.com.cn
中国・广东・深圳市南山区科技园中区M-10栋1号厂房 邮编: 518057 t (86-755) 26012053 f (86-755) 26710594 sgs.china@sgs.com
Member of the SGS Group (SGS SA)

7.14 Transmitter Power Control

Test Requirement 47 CFR Part 15, Subpart E 15.407 (h)(1)
Test Method: ANSI C63.10 (2020) Section 12.4
Test Engineer: Mingli Hu

Limit:
Able to lower EIRP below 24dBm when Max_EIRP ≥ 500 mW (27 dBm).

7.14.1 E.U.T. Operation

Operating Environment:
Temperature: 25.0 °C Humidity: 60.6 % RH Atmospheric Pressure: 1015 mbar

7.14.2 Test Mode Description

Pre-scan / Final test	Mode Code	Description
Final test	04	TX mode (U-NII-2A) _Keep the EUT in continuously transmitting mode with all modulation types. All data rates for each modulation type have been tested and found the data rate @ 6Mbps is the worst case of IEEE 802.11a; data rate @ MCS0 is the worst case of IEEE 802.11n/ac/ax 20/40, Only the data of worst case is recorded in the report.
Final test	05	TX mode (U-NII-2C) _Keep the EUT in continuously transmitting mode with all modulation types. All data rates for each modulation type have been tested and found the data rate @ 6Mbps is the worst case of IEEE 802.11a; data rate @ MCS0 is the worst case of IEEE 802.11n/ac/ax 20/40, Only the data of worst case is recorded in the report.

7.14.3 Test Setup Diagram

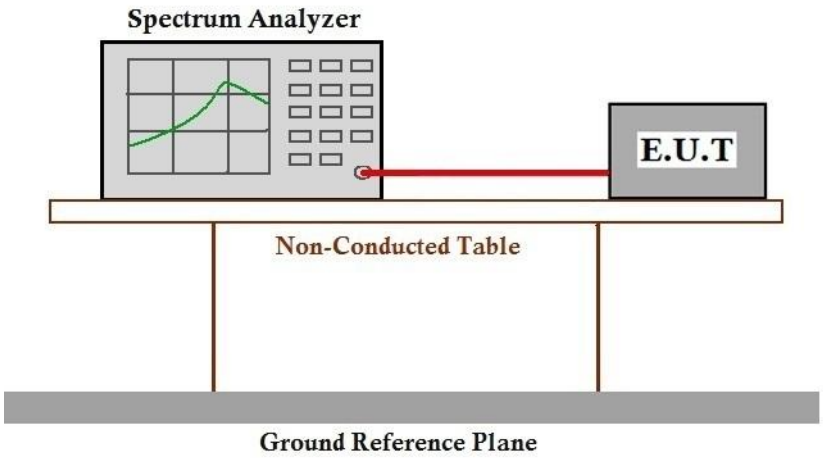

Unless otherwise agreed in writing, this document is issued by the Company subject to its General Conditions of Service printed overleaf, available on request or accessible at https://www.sgs.com/en/Terms-and-Conditions. Attention is drawn to the limitation of liability, indemnification and jurisdiction issues defined therein. Any holder of this document is advised that information contained hereon reflects the Company's findings at the time of its intervention only and within the limits of Client's instructions, if any. The Company's sole responsibility is to its Client and this document does not exonerate parties to a transaction from exercising all their rights and obligations under the transaction documents. This document cannot be reproduced except in full, without prior written approval of the Company. Any unauthorized alteration, forgery or falsification of the content or appearance of this document is unlawful and offenders may be prosecuted to the fullest extent of the law. Unless otherwise stated the results shown in this test report refer only to the sample(s) tested and such sample(s) are retained for 30 days only.
Attention: To check the authenticity of testing /inspection report & certificate, please contact us at telephone: (86-755) 8307 1443, or email: CN.Doccheck@sgs.com
No.1 Workshop, M-10, Middle Section, Science & Technology Park, Nanshan District, Shenzhen, Guangdong, China 518057 t (86-755) 26012053 f (86-755) 26710594 www.sgsgroup.com.cn
中国·广东·深圳市南山区科技园中区M-10栋1号厂房 邮编: 518057 t (86-755) 26012053 f (86-755) 26710594 sgs.china@sgs.com
Member of the SGS Group (SGS SA)

7.14.4 Measurement Procedure and Data

Please Refer to Appendix for Details

Unless otherwise agreed in writing, this document is issued by the Company subject to its General Conditions of Service printed overleaf, available on request or accessible at https://www.sgs.com/en/Terms-and-Conditions. Attention is drawn to the limitation of liability, indemnification and jurisdiction issues defined therein. Any holder of this document is advised that information contained hereon reflects the Company's findings at the time of its intervention only and within the limits of Client's instructions, if any. The Company's sole responsibility is to its Client and this document does not exonerate parties to a transaction from exercising all their rights and obligations under the transaction documents. This document cannot be reproduced except in full, without prior written approval of the Company. Any unauthorized alteration, forgery or falsification of the content or appearance of this document is unlawful and offenders may be prosecuted to the fullest extent of the law. Unless otherwise stated the results shown in this test report refer only to the sample(s) tested and such sample(s) are retained for 30 days only.
Attention: To check the authenticity of testing /inspection report & certificate, please contact us at telephone: (86-755) 8307 1443, or email: CN.Doccheck@sgs.com
SGS-CSTC Standards Technical Services Co., Ltd. Shenzhen Branch Electromagnetic Compatibility Laboratory
No.1 Workshop, M-10, Middle Section, Science & Technology Park, Nanshan District, Shenzhen, Guangdong, China 518057 t (86-755) 26012053 f (86-755) 26710594 www.sgsgroup.com.cn
中国·广东·深圳市南山区科技园中区M-10栋1号厂房 邮编: 518057 t (86-755) 26012053 f (86-755) 26710594 sgs.china@sgs.com
Member of the SGS Group (SGS SA)

8 Test Setup Photo

Refer to Appendix - Test Setup Photo for SZCR2603000889AT

9 EUT Constructional Details (EUT Photos)

Refer to External and Internal Photos for SZCR2603000889AT

Unless otherwise agreed in writing, this document is issued by the Company subject to its General Conditions of Service printed overleaf, available on request or accessible at https://www.sgs.com/en/Terms-and-Conditions. Attention is drawn to the limitation of liability, indemnification and jurisdiction issues defined therein. Any holder of this document is advised that information contained hereon reflects the Company's findings at the time of its intervention only and within the limits of Client's instructions, if any. The Company's sole responsibility is to its Client and this document does not exonerate parties to a transaction from exercising all their rights and obligations under the transaction documents. This document cannot be reproduced except in full, without prior written approval of the Company. Any unauthorized alteration, forgery or falsification of the content or appearance of this document is unlawful and offenders may be prosecuted to the fullest extent of the law. Unless otherwise stated the results shown in this test report refer only to the sample(s) tested and such sample(s) are retained for 30 days only.
Attention: To check the authenticity of testing /inspection report & certificate, please contact us at telephone: (86-755) 8307 1443, or email: CN.Doccheck@sgs.com
SGS-CSTC Standards Technical Services Co., Ltd. Shenzhen Branch Electromagnetic Compatibility Laboratory
No.1 Workshop, M-10, Middle Section, Science & Technology Park, Nanshan District, Shenzhen, Guangdong, China 518057 t (86-755) 26012053 f (86-755) 26710594 www.sgsgroup.com.cn
中国·广东·深圳市南山区科技园中区M-10栋1号厂房 邮编: 518057 t (86-755) 26012053 f (86-755) 26710594 sgs.china@sgs.com
Member of the SGS Group (SGS SA)

10 Appendix

1. Duty Cycle

1.1 Test Result

1.1.1 Ant1

Ant1									
Mode	TX Type	Frequency (MHz)	RU	RU Pos	T_on (ms)	Period (ms)	Duty Cycle (%)	Duty Cycle Correction Factor (dB)	Max. DC Variation (%)
802.11a	SISO	5180	/	/	1.393	1.399	99.57	0.02	0.04
		5200	/	/	1.394	1.398	99.71	0.01	0.00
		5240	/	/	1.393	1.399	99.57	0.02	0.09
		5260	/	/	1.393	1.399	99.57	0.02	0.04
		5300	/	/	1.393	1.399	99.57	0.02	0.04
		5320	/	/	1.394	1.400	99.57	0.02	0.04
		5500	/	/	1.393	1.398	99.64	0.02	0.04
		5580	/	/	1.392	1.398	99.57	0.02	0.08
		5700	/	/	1.393	1.399	99.57	0.02	0.13
		5745	/	/	1.394	1.399	99.64	0.02	0.04
		5785	/	/	1.393	1.398	99.64	0.02	0.07
		5825	/	/	1.394	1.399	99.64	0.02	0.04
802.11n (HT20)	SISO	5180	/	/	1.300	1.306	99.54	0.02	0.07
		5200	/	/	1.302	1.308	99.54	0.02	0.07
		5240	/	/	1.301	1.307	99.54	0.02	0.03
		5260	/	/	1.302	1.307	99.62	0.02	0.04
		5300	/	/	1.302	1.307	99.62	0.02	0.04
		5320	/	/	1.301	1.307	99.54	0.02	0.07
		5500	/	/	1.302	1.307	99.62	0.02	0.04
		5580	/	/	1.301	1.307	99.54	0.02	0.07
		5700	/	/	1.301	1.307	99.54	0.02	0.12
		5745	/	/	1.302	1.308	99.54	0.02	0.04
		5785	/	/	1.302	1.306	99.69	0.01	0.04
		5825	/	/	1.302	1.307	99.62	0.02	0.04
802.11n (HT40)	SISO	5190	/	/	0.649	0.655	99.08	0.04	0.08
		5230	/	/	0.649	0.654	99.24	0.03	0.08
		5270	/	/	0.649	0.655	99.08	0.04	0.12

Unless otherwise agreed in writing, this document is issued by the Company subject to its General Conditions of Service printed overleaf, available on request or accessible at https://www.sgs.com/en/Terms-and-Conditions. Attention is drawn to the limitation of liability, indemnification and jurisdiction issues defined therein. Any holder of this document is advised that information contained hereon reflects the Company's findings at the time of its intervention only and within the limits of Client's instructions, if any. The Company's sole responsibility is to its Client and this document does not exonerate parties to a transaction from exercising all their rights and obligations under the transaction documents. This document cannot be reproduced except in full, without prior written approval of the Company. Any unauthorized alteration, forgery or falsification of the content or appearance of this document is unlawful and offenders may be prosecuted to the fullest extent of the law. Unless otherwise stated the results shown in this test report refer only to the sample(s) tested and such sample(s) are retained for 30 days only.
Attention: To check the authenticity of testing /inspection report & certificate, please contact us at telephone: (86-755) 8307 1443, or email: CN.Doccheck@sgs.com
SGS-CSTC Standards Technical Services Co., Ltd. Shenzhen Branch Quality Laboratory
No.1 Workshop, M-10, Middle Section, Science & Technology Park, Nanshan District, Shenzhen, Guangdong, China 518057 t (86-755) 26012053 f (86-755) 26710594 www.sgsgroup.com.cn
中国·广东·深圳市南山区科技园中区M-10栋1号厂房 邮编: 518057 t (86-755) 26012053 f (86-755) 26710594 sgs.china@sgs.com
Member of the SGS Group (SGS SA)

		5310	/	/	0.649	0.655	99.08	0.04	0.12
		5510	/	/	0.648	0.655	98.93	0.05	0.04
		5550	/	/	0.649	0.655	99.08	0.04	0.07
		5670	/	/	0.649	0.655	99.08	0.04	0.11
		5755	/	/	0.649	0.655	99.08	0.04	0.08
		5795	/	/	0.648	0.655	98.93	0.05	0.04
802.11ac (VHT20)	SISO	5180	/	/	1.305	1.312	99.47	0.02	0.08
		5200	/	/	1.305	1.311	99.54	0.02	0.04
		5240	/	/	1.304	1.310	99.54	0.02	0.07
		5260	/	/	1.305	1.310	99.62	0.02	0.04
		5300	/	/	1.305	1.311	99.54	0.02	0.08
		5320	/	/	1.305	1.311	99.54	0.02	0.08
		5500	/	/	1.305	1.312	99.47	0.02	0.04
		5580	/	/	1.304	1.311	99.47	0.02	0.04
		5700	/	/	1.305	1.311	99.54	0.02	0.04
		5745	/	/	1.304	1.310	99.54	0.02	0.03
		5785	/	/	1.305	1.311	99.54	0.02	0.04
		5825	/	/	1.304	1.310	99.54	0.02	0.00
802.11ac (VHT40)	SISO	5190	/	/	0.653	0.658	99.24	0.03	0.04
		5230	/	/	0.652	0.658	99.09	0.04	0.12
		5270	/	/	0.652	0.658	99.09	0.04	0.04
		5310	/	/	0.652	0.658	99.09	0.04	0.08
		5510	/	/	0.653	0.658	99.24	0.03	0.04
		5550	/	/	0.652	0.658	99.09	0.04	0.04
		5670	/	/	0.652	0.659	98.94	0.05	0.12
		5755	/	/	0.652	0.658	99.09	0.04	0.08
		5795	/	/	0.653	0.659	99.09	0.04	0.04
802.11ax (HEW20)	SISO	5180	SU	/	1.014	1.020	99.41	0.03	0.07
		5200	SU	/	1.013	1.019	99.41	0.03	0.04
		5240	SU	/	1.013	1.019	99.41	0.03	0.04
		5260	SU	/	1.013	1.019	99.41	0.03	0.04
		5300	SU	/	1.014	1.020	99.41	0.03	0.00
		5320	SU	/	1.014	1.020	99.41	0.03	0.04
		5500	SU	/	1.013	1.019	99.41	0.03	0.04
		5580	SU	/	1.013	1.019	99.41	0.03	0.04
		5700	SU	/	1.013	1.019	99.41	0.03	0.04
		5745	SU	/	1.013	1.019	99.41	0.03	0.04
		5785	SU	/	1.014	1.019	99.51	0.02	0.04
		5825	SU	/	1.014	1.020	99.41	0.03	0.08
802.11ax	SISO	5190	SU	/	0.538	0.544	98.90	0.05	0.04

Unless otherwise agreed in writing, this document is issued by the Company subject to its General Conditions of Service printed overleaf, available on request or accessible at https://www.sgs.com/en/Terms-and-Conditions. Attention is drawn to the limitation of liability, indemnification and jurisdiction issues defined therein. Any holder of this document is advised that information contained hereon reflects the Company's findings at the time of its intervention only and within the limits of Client's instructions, if any. The Company's sole responsibility is to its Client and this document does not exonerate parties to a transaction from exercising all their rights and obligations under the transaction documents. This document cannot be reproduced except in full, without prior written approval of the Company. Any unauthorized alteration, forgery or falsification of the content or appearance of this document is unlawful and offenders may be prosecuted to the fullest extent of the law. Unless otherwise stated the results shown in this test report refer only to the sample(s) tested and such sample(s) are retained for 30 days only.
Attention: To check the authenticity of testing /inspection report & certificate, please contact us at telephone: (86-755) 8307 1443, or email: CN.Doccheck@sgs.com
SGS-CSTC Standards Technical Services Co., Ltd. Shenzhen Branch Laboratory
No.1 Workshop, M-10, Middle Section, Science & Technology Park, Nanshan District, Shenzhen, Guangdong, China 518057 t (86-755) 26012053 f (86-755) 26710594 www.sgsgroup.com.cn
中国·广东·深圳市南山区科技园中区M-10栋1号厂房 邮编: 518057 t (86-755) 26012053 f (86-755) 26710594 sgs.china@sgs.com
Member of the SGS Group (SGS SA)

(HEW40)		5230	SU	/	0.537	0.543	98.90	0.05	0.00
		5270	SU	/	0.537	0.544	98.71	0.06	0.04
		5310	SU	/	0.537	0.543	98.90	0.05	0.07
		5510	SU	/	0.537	0.543	98.90	0.05	0.04
		5550	SU	/	0.538	0.544	98.90	0.05	0.04
		5670	SU	/	0.537	0.543	98.90	0.05	0.04
		5755	SU	/	0.537	0.544	98.71	0.06	0.04
		5795	SU	/	0.537	0.544	98.71	0.06	0.04

SGS-CSTC Standards Technical Services Co., Ltd.
Shenzhen Branch Electronic Laboratory

Unless otherwise agreed in writing, this document is issued by the Company subject to its General Conditions of Service printed overleaf, available on request or accessible at https://www.sgs.com/en/Terms-and-Conditions. Attention is drawn to the limitation of liability, indemnification and jurisdiction issues defined therein. Any holder of this document is advised that information contained hereon reflects the Company's findings at the time of its intervention only and within the limits of Client's instructions, if any. The Company's sole responsibility is to its Client and this document does not exonerate parties to a transaction from exercising all their rights and obligations under the transaction documents. This document cannot be reproduced except in full, without prior written approval of the Company. Any unauthorized alteration, forgery or falsification of the content or appearance of this document is unlawful and offenders may be prosecuted to the fullest extent of the law. Unless otherwise stated the results shown in this test report refer only to the sample(s) tested and such sample(s) are retained for 30 days only.
Attention: To check the authenticity of testing /inspection report & certificate, please contact us at telephone: (86-755) 8307 1443, or email: CN.Doccheck@sgs.com
No.1 Workshop, M-10, Middle Section, Science & Technology Park, Nanshan District, Shenzhen, Guangdong, China 518057 t (86-755) 26012053 f (86-755) 26710594 www.sgsgroup.com.cn
中国·广东·深圳市南山区科技园中区M-10栋1号厂房 邮编: 518057 t (86-755) 26012053 f (86-755) 26710594 sgs.china@sgs.com
Member of the SGS Group (SGS SA)

1.2 Test Graph

1.2.1 Ant1

802.11a_LCH_5180MHz_Ant1_NTNV

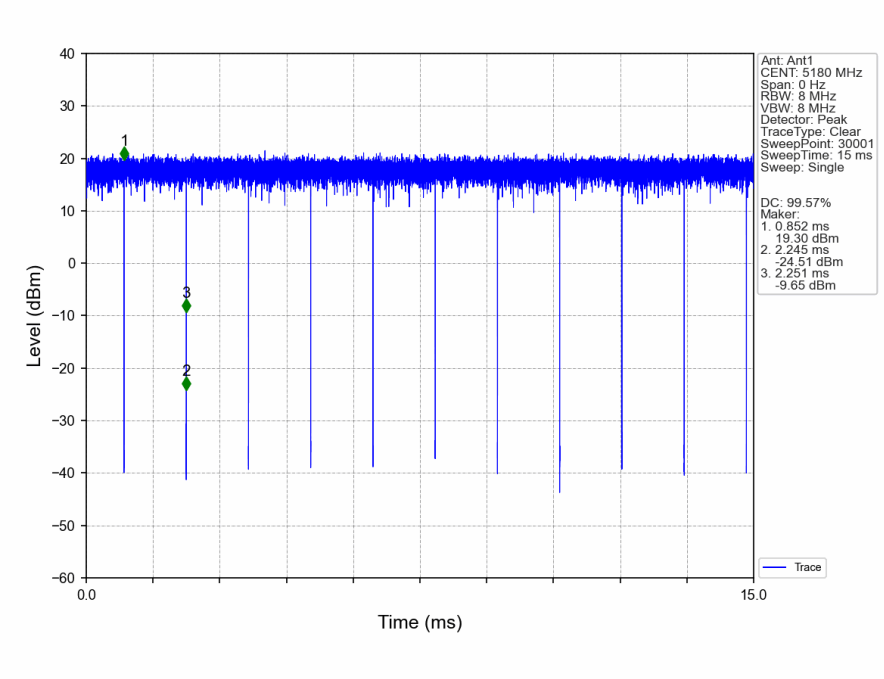

802.11a_MCH_5200MHz_Ant1_NTNV

Unless otherwise agreed in writing, this document is issued by the Company subject to its General Conditions of Service printed overleaf, available on request or accessible at https://www.sgs.com/en/Terms-and-Conditions. Attention is drawn to the limitation of liability, indemnification and jurisdiction issues defined therein. Any holder of this document is advised that information contained hereon reflects the Company's findings at the time of its intervention only and within the limits of Client's instructions, if any. The Company's sole responsibility is to its Client and this document does not exonerate parties to a transaction from exercising all their rights and obligations under the transaction documents. This document cannot be reproduced except in full, without prior written approval of the Company. Any unauthorized alteration, forgery or falsification of the content or appearance of this document is unlawful and offenders may be prosecuted to the fullest extent of the law. Unless otherwise stated the results shown in this test report refer only to the sample(s) tested and such sample(s) are retained for 30 days only.
Attention: To check the authenticity of testing /inspection report & certificate, please contact us at telephone: (86-755) 8307 1443, or email: CN.Doccheck@sgs.com
SGS-CSTC Standards Technical Services Co., Ltd. Shenzhen Branch Electromagnetic Compatibility Laboratory
No.1 Workshop, M-10, Middle Section, Science & Technology Park, Nanshan District, Shenzhen, Guangdong, China 518057 t (86-755) 26012053 f (86-755) 26710594 www.sgsgroup.com.cn
中国·广东·深圳市南山区科技园中区M-10栋1号厂房 邮编: 518057 t (86-755) 26012053 f (86-755) 26710594 sgs.china@sgs.com
Member of the SGS Group (SGS SA)

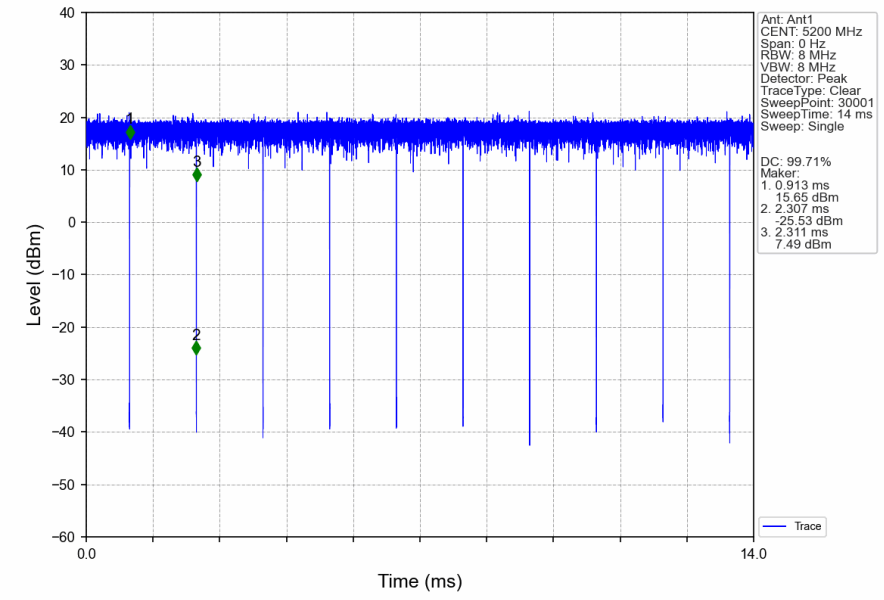

Unless otherwise agreed in writing, this document is issued by the Company subject to its General Conditions of Service printed overleaf, available on request or accessible at https://www.sgs.com/en/Terms-and-Conditions. Attention is drawn to the limitation of liability, indemnification and jurisdiction issues defined therein. Any holder of this document is advised that information contained hereon reflects the Company's findings at the time of its intervention only and within the limits of Client's instructions, if any. The Company's sole responsibility is to its Client and this document does not exonerate parties to a transaction from exercising all their rights and obligations under the transaction documents. This document cannot be reproduced except in full, without prior written approval of the Company. Any unauthorized alteration, forgery or falsification of the content or appearance of this document is unlawful and offenders may be prosecuted to the fullest extent of the law. Unless otherwise stated the results shown in this test report refer only to the sample(s) tested and such sample(s) are retained for 30 days only.
Attention: To check the authenticity of testing /inspection report & certificate, please contact us at telephone: (86-755) 8307 1443, or email: CN.Doccheck@sgs.com
SGS-CSTC Standards Technical Services Co., Ltd. Shenzhen Branch Electromagnetic Compatibility Laboratory
No.1 Workshop, M-10, Middle Section, Science & Technology Park, Nanshan District, Shenzhen, Guangdong, China 518057 t (86-755) 26012053 f (86-755) 26710594 www.sgsgroup.com.cn
中国・广东・深圳市南山区科技园中区M-10栋1号厂房 邮编: 518057 t (86-755) 26012053 f (86-755) 26710594 sgs.china@sgs.com
Member of the SGS Group (SGS SA)

802.11a_HCH_5240MHz_Ant1_NTNV

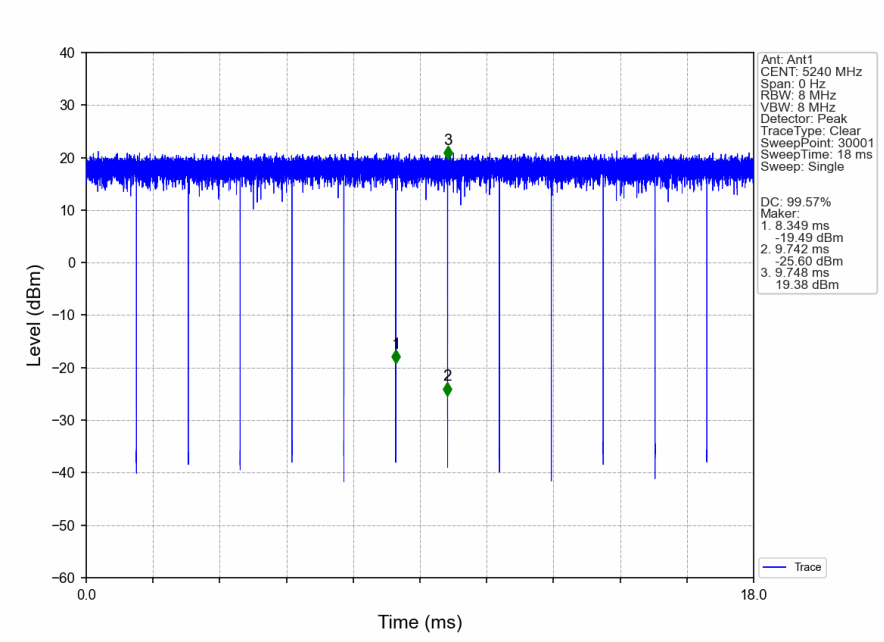

802.11a_LCH_5260MHz_Ant1_NTNV

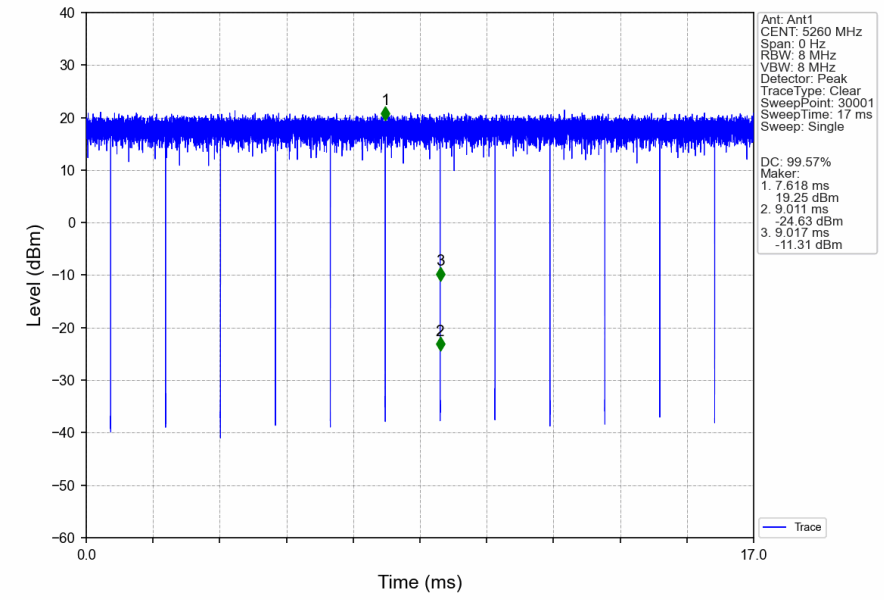

Unless otherwise agreed in writing, this document is issued by the Company subject to its General Conditions of Service printed overleaf, available on request or accessible at https://www.sgs.com/en/Terms-and-Conditions. Attention is drawn to the limitation of liability, indemnification and jurisdiction issues defined therein. Any holder of this document is advised that information contained hereon reflects the Company's findings at the time of its intervention only and within the limits of Client's instructions, if any. The Company's sole responsibility is to its Client and this document does not exonerate parties to a transaction from exercising all their rights and obligations under the transaction documents. This document cannot be reproduced except in full, without prior written approval of the Company. Any unauthorized alteration, forgery or falsification of the content or appearance of this document is unlawful and offenders may be prosecuted to the fullest extent of the law. Unless otherwise stated the results shown in this test report refer only to the sample(s) tested and such sample(s) are retained for 30 days only.
Attention: To check the authenticity of testing /inspection report & certificate, please contact us at telephone: (86-755) 8307 1443, or email: CN.Doccheck@sgs.com
SGS-CSTC Standards Technical Services Co., Ltd. Shenzhen Branch Electromagnetic Compatibility Laboratory
No.1 Workshop, M-10, Middle Section, Science & Technology Park, Nanshan District, Shenzhen, Guangdong, China 518057 t (86-755) 26012053 f (86-755) 26710594 www.sgsgroup.com.cn
中国・广东・深圳市南山区科技园中区M-10栋1号厂房 邮编: 518057 t (86-755) 26012053 f (86-755) 26710594 sgs.china@sgs.com
Member of the SGS Group (SGS SA)

802.11a_MCH_5300MHz_Ant1_NTNV

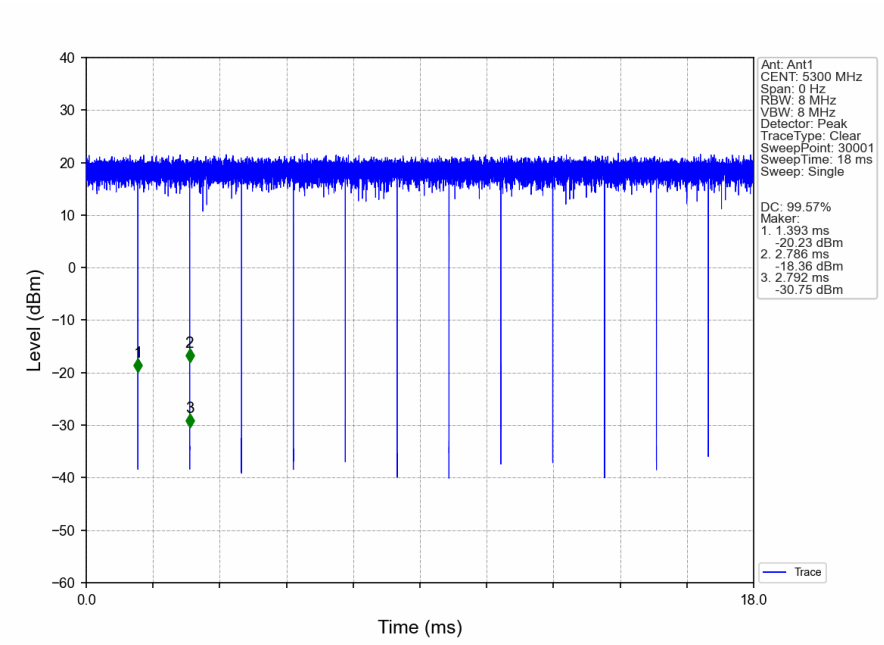

802.11a_HCH_5320MHz_Ant1_NTNV

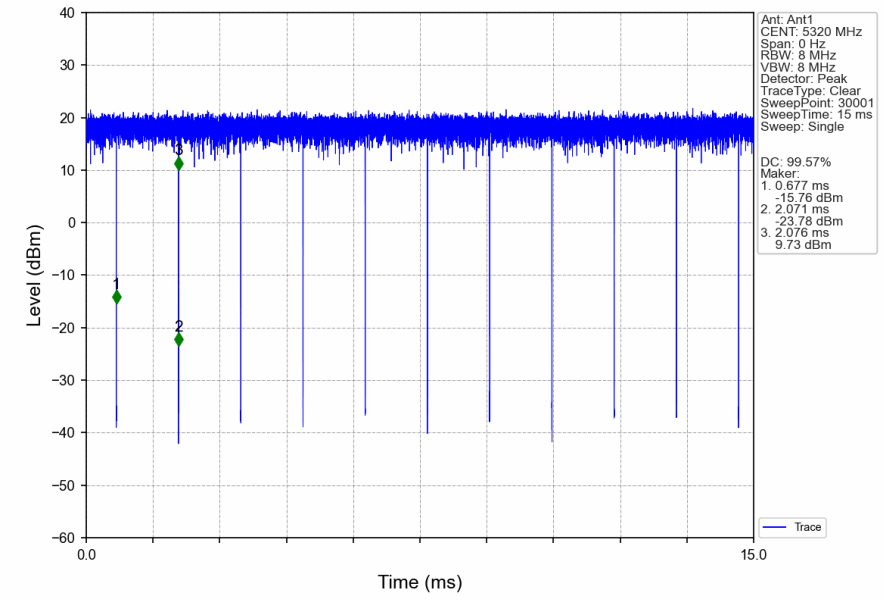

Unless otherwise agreed in writing, this document is issued by the Company subject to its General Conditions of Service printed overleaf, available on request or accessible at https://www.sgs.com/en/Terms-and-Conditions. Attention is drawn to the limitation of liability, indemnification and jurisdiction issues defined therein. Any holder of this document is advised that information contained hereon reflects the Company's findings at the time of its intervention only and within the limits of Client's instructions, if any. The Company's sole responsibility is to its Client and this document does not exonerate parties to a transaction from exercising all their rights and obligations under the transaction documents. This document cannot be reproduced except in full, without prior written approval of the Company. Any unauthorized alteration, forgery or falsification of the content or appearance of this document is unlawful and offenders may be prosecuted to the fullest extent of the law. Unless otherwise stated the results shown in this test report refer only to the sample(s) tested and such sample(s) are retained for 30 days only.
Attention: To check the authenticity of testing /inspection report & certificate, please contact us at telephone: (86-755) 8307 1443, or email: CN.Doccheck@sgs.com
SGS-CSTC Standards Technical Services Co., Ltd. Shenzhen Branch Electromagnetic Compatibility Laboratory
No.1 Workshop, M-10, Middle Section, Science & Technology Park, Nanshan District, Shenzhen, Guangdong, China 518057 t (86-755) 26012053 f (86-755) 26710594 www.sgsgroup.com.cn
中国・广东・深圳市南山区科技园中区M-10栋1号厂房 邮编: 518057 t (86-755) 26012053 f (86-755) 26710594 sgs.china@sgs.com
Member of the SGS Group (SGS SA)

802.11a_LCH_5500MHz_Ant1_NTNV

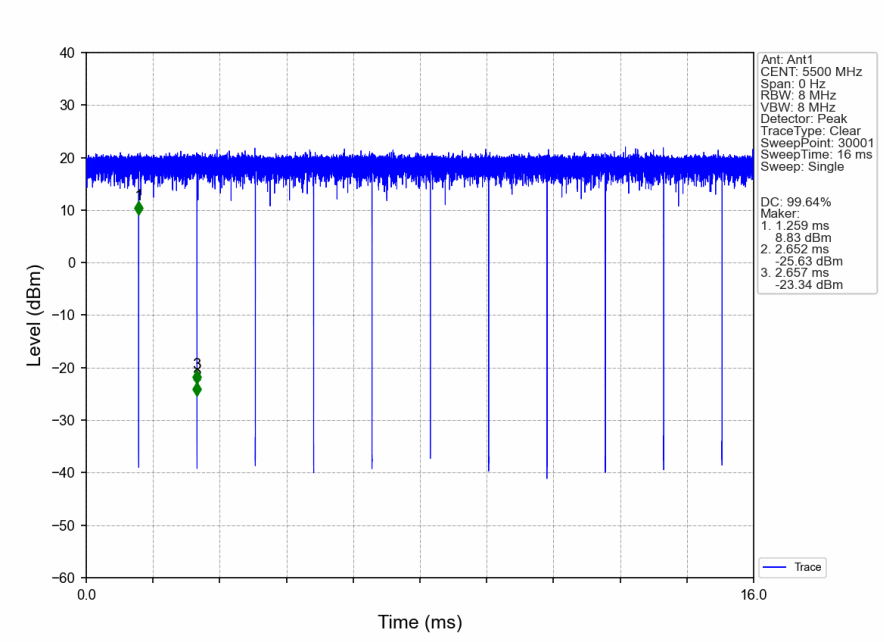

802.11a_MCH_5580MHz_Ant1_NTNV

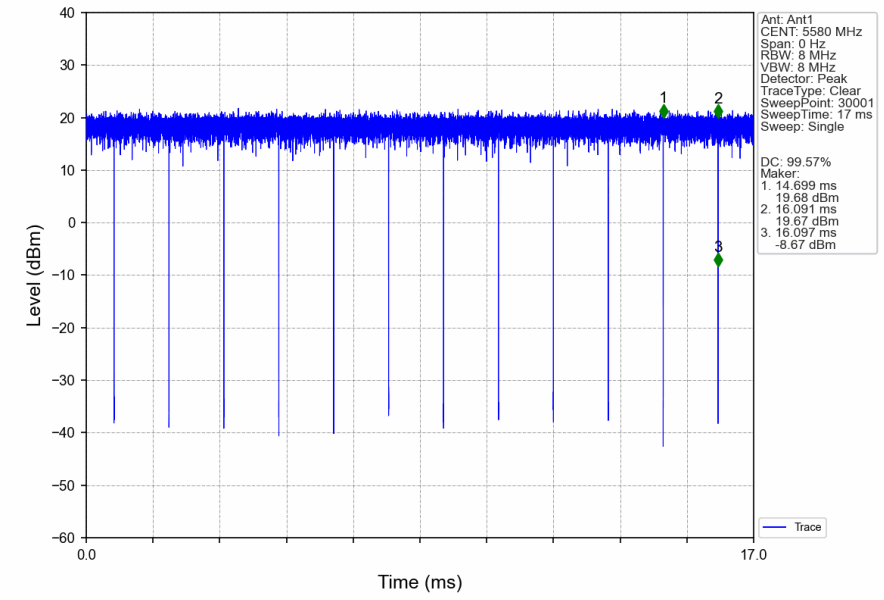

Unless otherwise agreed in writing, this document is issued by the Company subject to its General Conditions of Service printed overleaf, available on request or accessible at https://www.sgs.com/en/Terms-and-Conditions. Attention is drawn to the limitation of liability, indemnification and jurisdiction issues defined therein. Any holder of this document is advised that information contained hereon reflects the Company's findings at the time of its intervention only and within the limits of Client's instructions, if any. The Company's sole responsibility is to its Client and this document does not exonerate parties to a transaction from exercising all their rights and obligations under the transaction documents. This document cannot be reproduced except in full, without prior written approval of the Company. Any unauthorized alteration, forgery or falsification of the content or appearance of this document is unlawful and offenders may be prosecuted to the fullest extent of the law. Unless otherwise stated the results shown in this test report refer only to the sample(s) tested and such sample(s) are retained for 30 days only.
Attention: To check the authenticity of testing /inspection report & certificate, please contact us at telephone: (86-755) 8307 1443, or email: CN.Doccheck@sgs.com
SGS-CSTC Standards Technical Services Co., Ltd. Shenzhen Branch Electromagnetic Compatibility Laboratory
No.1 Workshop, M-10, Middle Section, Science & Technology Park, Nanshan District, Shenzhen, Guangdong, China 518057 t (86-755) 26012053 f (86-755) 26710594 www.sgsgroup.com.cn
中国・广东・深圳市南山区科技园中区M-10栋1号厂房 邮编: 518057 t (86-755) 26012053 f (86-755) 26710594 sgs.china@sgs.com
Member of the SGS Group (SGS SA)

802.11a_HCH_5700MHz_Ant1_NTNV

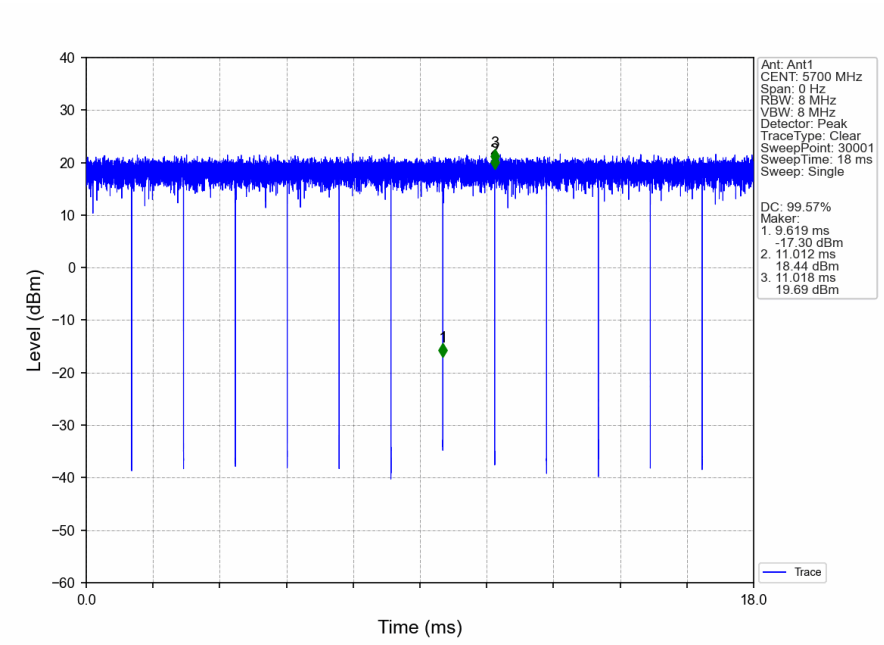

802.11a_LCH_5745MHz_Ant1_NTNV

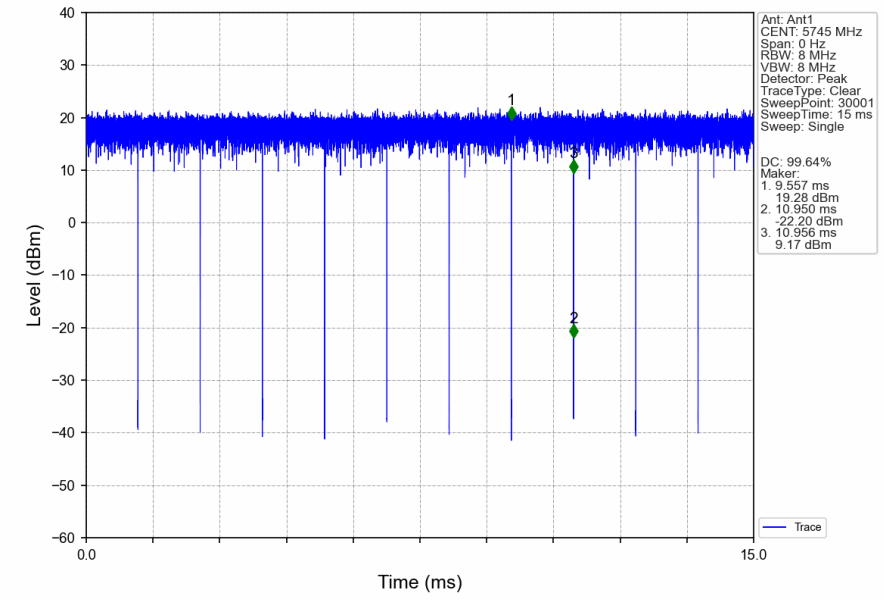

Unless otherwise agreed in writing, this document is issued by the Company subject to its General Conditions of Service printed overleaf, available on request or accessible at https://www.sgs.com/en/Terms-and-Conditions. Attention is drawn to the limitation of liability, indemnification and jurisdiction issues defined therein. Any holder of this document is advised that information contained hereon reflects the Company's findings at the time of its intervention only and within the limits of Client's instructions, if any. The Company's sole responsibility is to its Client and this document does not exonerate parties to a transaction from exercising all their rights and obligations under the transaction documents. This document cannot be reproduced except in full, without prior written approval of the Company. Any unauthorized alteration, forgery or falsification of the content or appearance of this document is unlawful and offenders may be prosecuted to the fullest extent of the law. Unless otherwise stated the results shown in this test report refer only to the sample(s) tested and such sample(s) are retained for 30 days only.
Attention: To check the authenticity of testing /inspection report & certificate, please contact us at telephone: (86-755) 8307 1443, or email: CN.Doccheck@sgs.com
SGS-CSTC Standards Technical Services Co., Ltd. Shenzhen Branch Electromagnetic Compatibility Laboratory
No.1 Workshop, M-10, Middle Section, Science & Technology Park, Nanshan District, Shenzhen, Guangdong, China 518057 t (86-755) 26012053 f (86-755) 26710594 www.sgsgroup.com.cn
中国・广东・深圳市南山区科技园中区M-10栋1号厂房 邮编: 518057 t (86-755) 26012053 f (86-755) 26710594 sgs.china@sgs.com
Member of the SGS Group (SGS SA)

802.11a_MCH_5785MHz_Ant1_NTNV

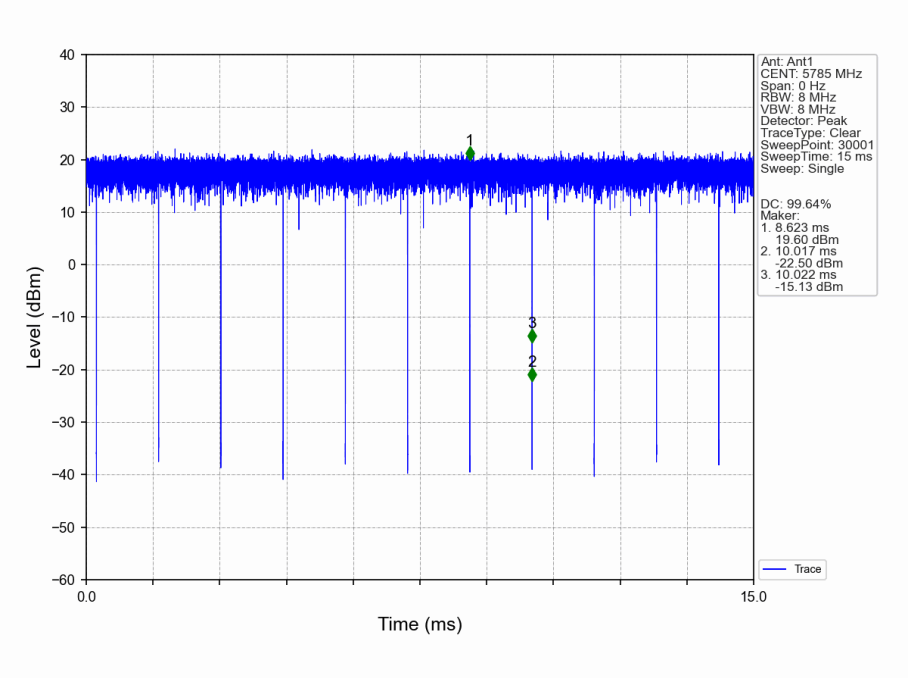

802.11a_HCH_5825MHz_Ant1_NTNV

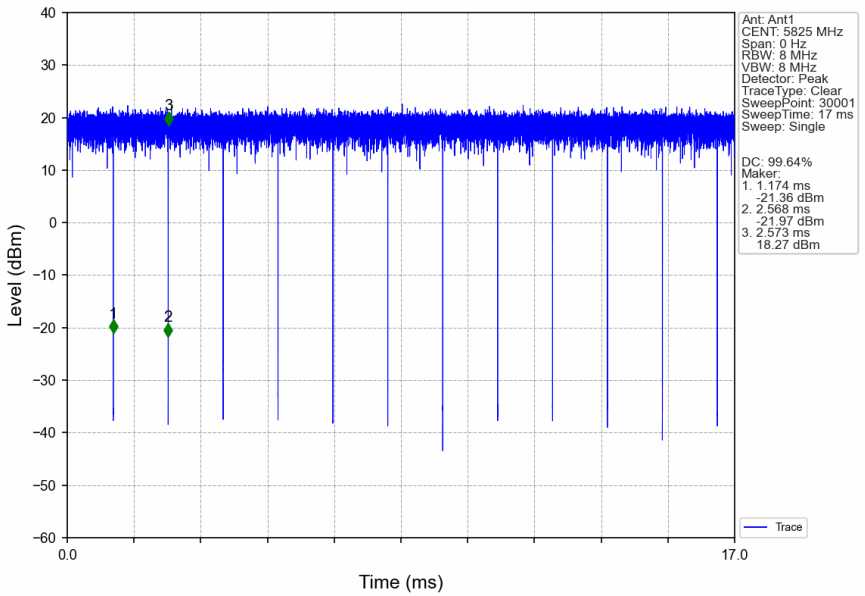

Unless otherwise agreed in writing, this document is issued by the Company subject to its General Conditions of Service printed overleaf, available on request or accessible at https://www.sgs.com/en/Terms-and-Conditions. Attention is drawn to the limitation of liability, indemnification and jurisdiction issues defined therein. Any holder of this document is advised that information contained hereon reflects the Company's findings at the time of its intervention only and within the limits of Client's instructions, if any. The Company's sole responsibility is to its Client and this document does not exonerate parties to a transaction from exercising all their rights and obligations under the transaction documents. This document cannot be reproduced except in full, without prior written approval of the Company. Any unauthorized alteration, forgery or falsification of the content or appearance of this document is unlawful and offenders may be prosecuted to the fullest extent of the law. Unless otherwise stated the results shown in this test report refer only to the sample(s) tested and such sample(s) are retained for 30 days only.
Attention: To check the authenticity of testing /inspection report & certificate, please contact us at telephone: (86-755) 8307 1443, or email: CN.Doccheck@sgs.com
SGS-CSTC Standards Technical Services Co., Ltd. Shenzhen Branch Electromagnetic Compatibility Laboratory
No.1 Workshop, M-10, Middle Section, Science & Technology Park, Nanshan District, Shenzhen, Guangdong, China 518057 t (86-755) 26012053 f (86-755) 26710594 www.sgsgroup.com.cn
中国・广东・深圳市南山区科技园中区M-10栋1号厂房 邮编: 518057 t (86-755) 26012053 f (86-755) 26710594 sgs.china@sgs.com
Member of the SGS Group (SGS SA)

802.11n(HT20)_LCH_5180MHz_Ant1_NTNV

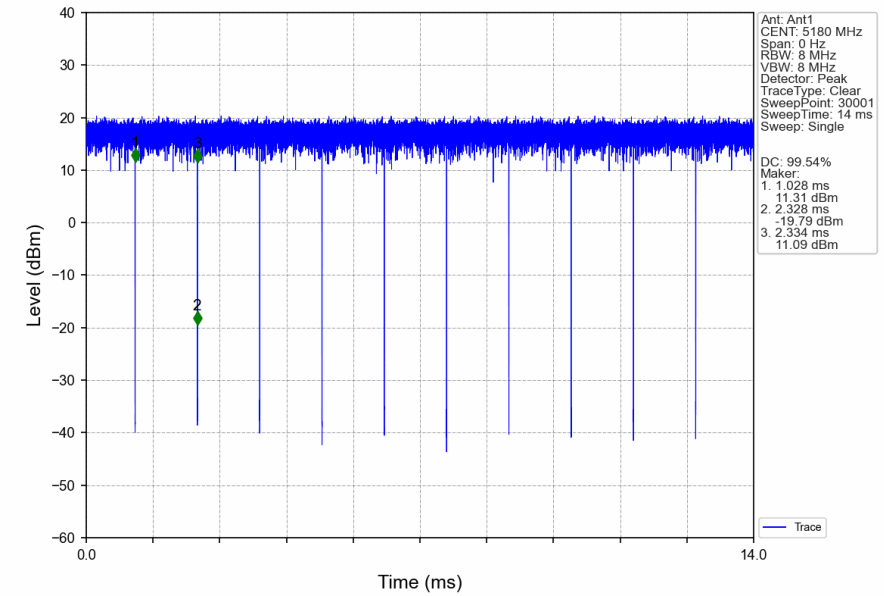

802.11n(HT20)_MCH_5200MHz_Ant1_NTNV

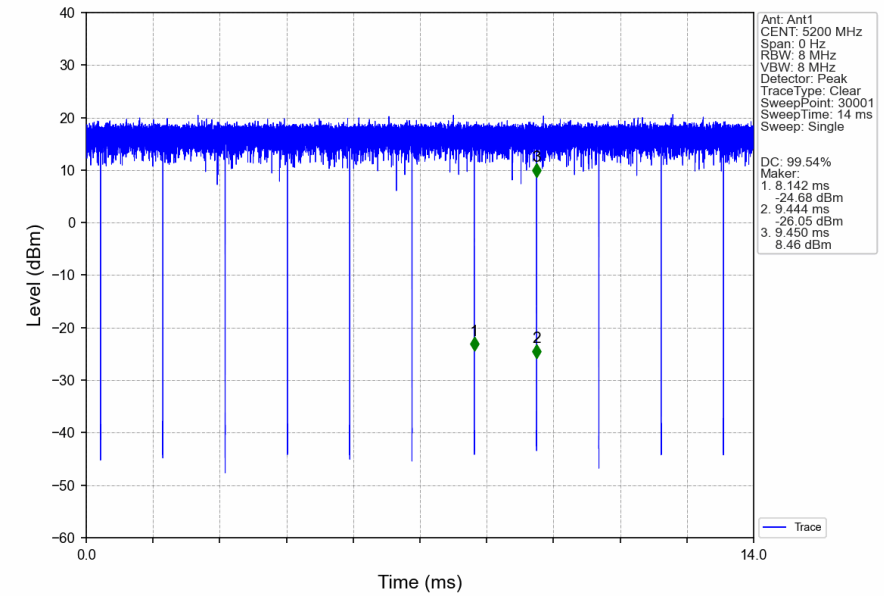

Unless otherwise agreed in writing, this document is issued by the Company subject to its General Conditions of Service printed overleaf, available on request or accessible at https://www.sgs.com/en/Terms-and-Conditions. Attention is drawn to the limitation of liability, indemnification and jurisdiction issues defined therein. Any holder of this document is advised that information contained hereon reflects the Company's findings at the time of its intervention only and within the limits of Client's instructions, if any. The Company's sole responsibility is to its Client and this document does not exonerate parties to a transaction from exercising all their rights and obligations under the transaction documents. This document cannot be reproduced except in full, without prior written approval of the Company. Any unauthorized alteration, forgery or falsification of the content or appearance of this document is unlawful and offenders may be prosecuted to the fullest extent of the law. Unless otherwise stated the results shown in this test report refer only to the sample(s) tested and such sample(s) are retained for 30 days only.
Attention: To check the authenticity of testing /inspection report & certificate, please contact us at telephone: (86-755) 8307 1443, or email: CN.Doccheck@sgs.com
SGS-CSTC Standards Technical Services Co., Ltd. Shenzhen Branch Electromagnetic Compatibility Laboratory
No.1 Workshop, M-10, Middle Section, Science & Technology Park, Nanshan District, Shenzhen, Guangdong, China 518057 t (86-755) 26012053 f (86-755) 26710594 www.sgsgroup.com.cn
中国·广东·深圳市南山区科技园中区M-10栋1号厂房 邮编: 518057 t (86-755) 26012053 f (86-755) 26710594 sgs.china@sgs.com
Member of the SGS Group (SGS SA)

802.11n(HT20)_HCH_5240MHz_Ant1_NTNV

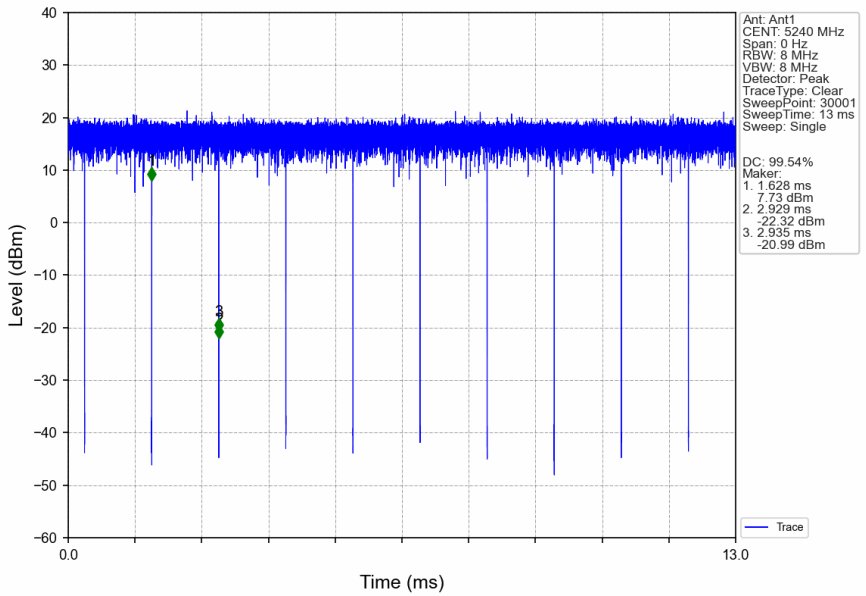

802.11n(HT20)_LCH_5260MHz_Ant1_NTNV

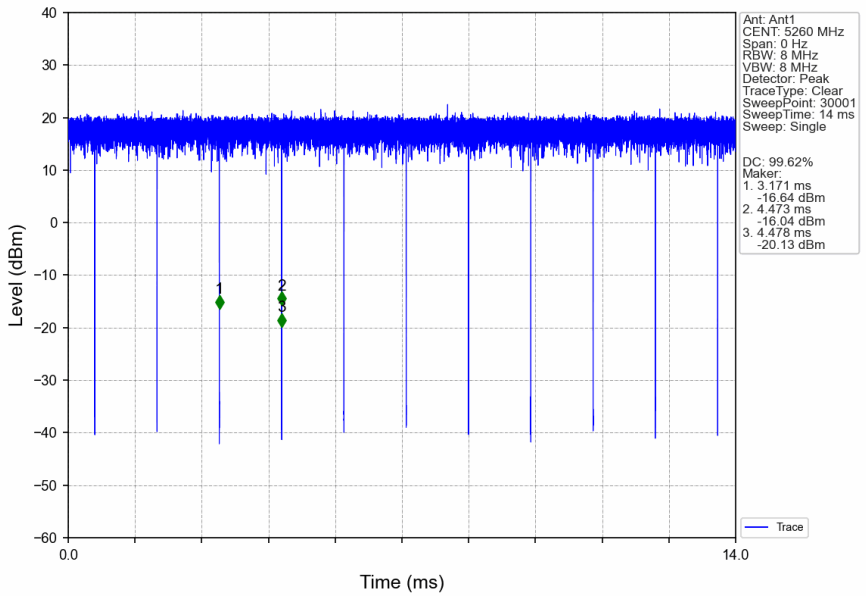

Unless otherwise agreed in writing, this document is issued by the Company subject to its General Conditions of Service printed overleaf, available on request or accessible at https://www.sgs.com/en/Terms-and-Conditions. Attention is drawn to the limitation of liability, indemnification and jurisdiction issues defined therein. Any holder of this document is advised that information contained hereon reflects the Company's findings at the time of its intervention only and within the limits of Client's instructions, if any. The Company's sole responsibility is to its Client and this document does not exonerate parties to a transaction from exercising all their rights and obligations under the transaction documents. This document cannot be reproduced except in full, without prior written approval of the Company. Any unauthorized alteration, forgery or falsification of the content or appearance of this document is unlawful and offenders may be prosecuted to the fullest extent of the law. Unless otherwise stated the results shown in this test report refer only to the sample(s) tested and such sample(s) are retained for 30 days only.
Attention: To check the authenticity of testing /inspection report & certificate, please contact us at telephone: (86-755) 8307 1443, or email: CN.Doccheck@sgs.com
SGS-CSTC Standards Technical Services Co., Ltd. Shenzhen Branch Electromagnetic Compatibility Laboratory
No.1 Workshop, M-10, Middle Section, Science & Technology Park, Nanshan District, Shenzhen, Guangdong, China 518057 t (86-755) 26012053 f (86-755) 26710594 www.sgsgroup.com.cn
中国・广东・深圳市南山区科技园中区M-10栋1号厂房 邮编: 518057 t (86-755) 26012053 f (86-755) 26710594 sgs.china@sgs.com
Member of the SGS Group (SGS SA)

802.11n(HT20)_MCH_5300MHz_Ant1_NTNV

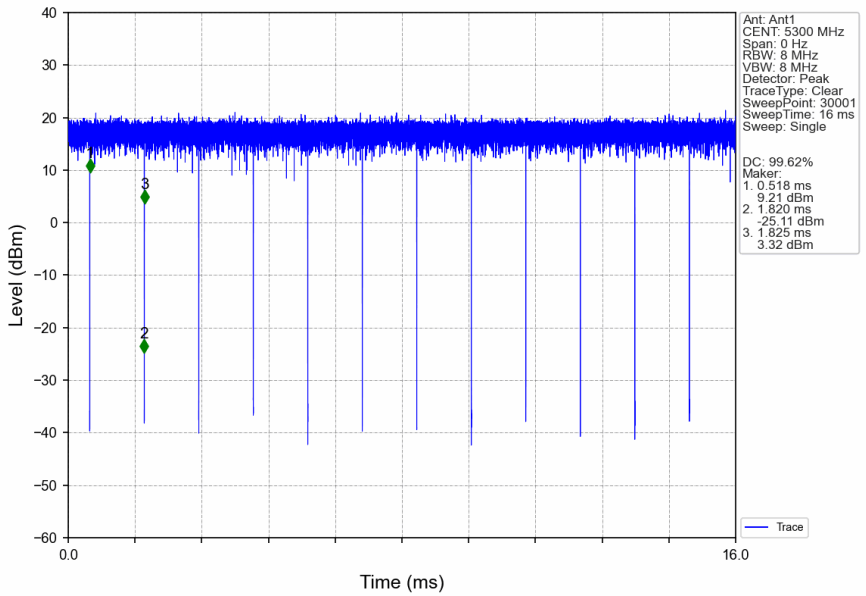

802.11n(HT20)_HCH_5320MHz_Ant1_NTNV

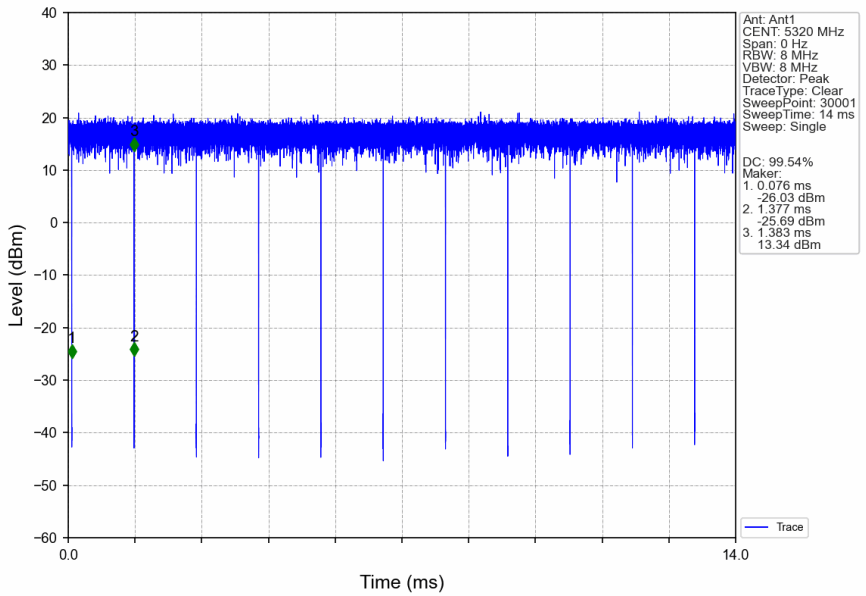

Unless otherwise agreed in writing, this document is issued by the Company subject to its General Conditions of Service printed overleaf, available on request or accessible at https://www.sgs.com/en/Terms-and-Conditions. Attention is drawn to the limitation of liability, indemnification and jurisdiction issues defined therein. Any holder of this document is advised that information contained hereon reflects the Company's findings at the time of its intervention only and within the limits of Client's instructions, if any. The Company's sole responsibility is to its Client and this document does not exonerate parties to a transaction from exercising all their rights and obligations under the transaction documents. This document cannot be reproduced except in full, without prior written approval of the Company. Any unauthorized alteration, forgery or falsification of the content or appearance of this document is unlawful and offenders may be prosecuted to the fullest extent of the law. Unless otherwise stated the results shown in this test report refer only to the sample(s) tested and such sample(s) are retained for 30 days only.
Attention: To check the authenticity of testing /inspection report & certificate, please contact us at telephone: (86-755) 8307 1443, or email: CN.Doccheck@sgs.com
SGS-CSTC Standards Technical Services Co., Ltd. Shenzhen Branch Electromagnetic Compatibility Laboratory
No.1 Workshop, M-10, Middle Section, Science & Technology Park, Nanshan District, Shenzhen, Guangdong, China 518057 t (86-755) 26012053 f (86-755) 26710594 www.sgsgroup.com.cn
中国・广东・深圳市南山区科技园中区M-10栋1号厂房 邮编: 518057 t (86-755) 26012053 f (86-755) 26710594 sgs.china@sgs.com
Member of the SGS Group (SGS SA)

802.11n(HT20)_LCH_5500MHz_Ant1_NTNV

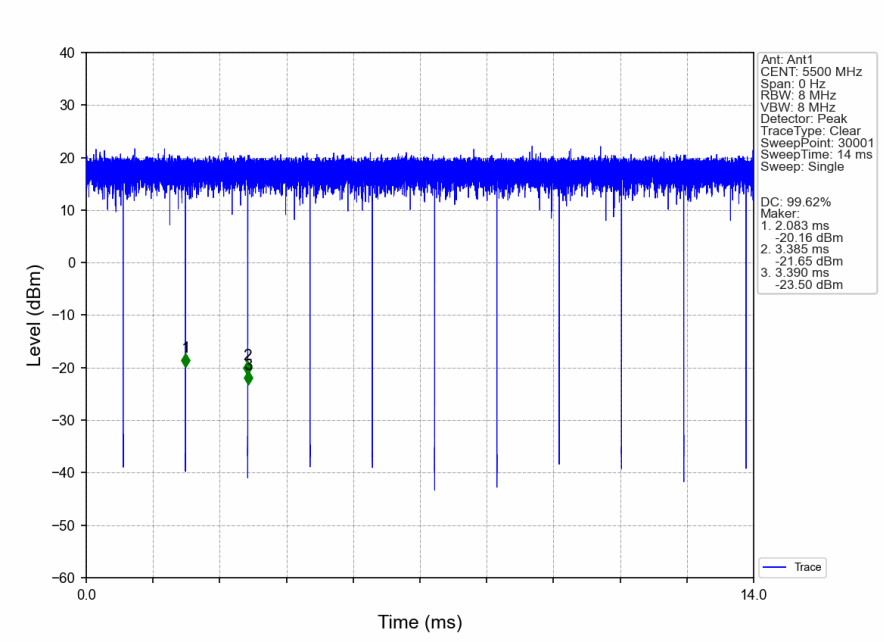

802.11n(HT20)_MCH_5580MHz_Ant1_NTNV

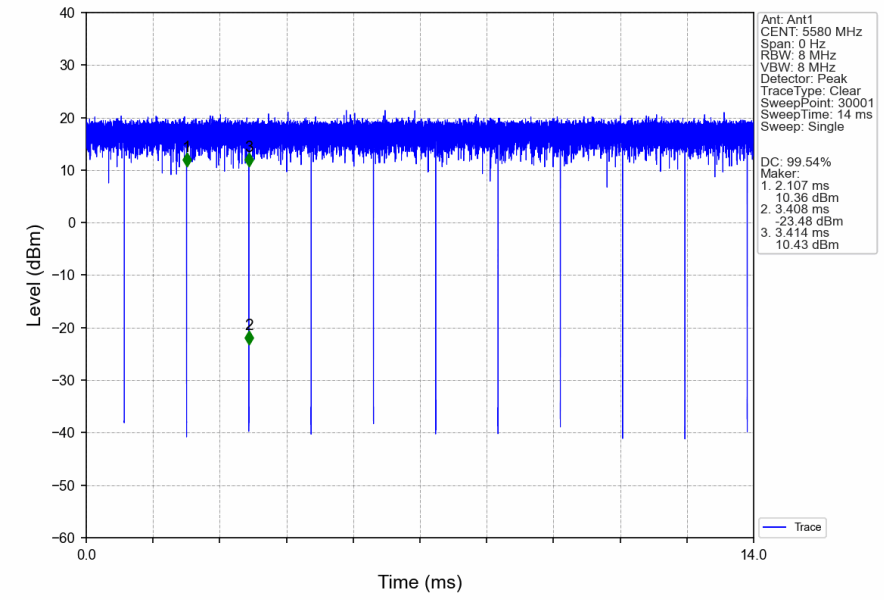

Unless otherwise agreed in writing, this document is issued by the Company subject to its General Conditions of Service printed overleaf, available on request or accessible at https://www.sgs.com/en/Terms-and-Conditions. Attention is drawn to the limitation of liability, indemnification and jurisdiction issues defined therein. Any holder of this document is advised that information contained hereon reflects the Company's findings at the time of its intervention only and within the limits of Client's instructions, if any. The Company's sole responsibility is to its Client and this document does not exonerate parties to a transaction from exercising all their rights and obligations under the transaction documents. This document cannot be reproduced except in full, without prior written approval of the Company. Any unauthorized alteration, forgery or falsification of the content or appearance of this document is unlawful and offenders may be prosecuted to the fullest extent of the law. Unless otherwise stated the results shown in this test report refer only to the sample(s) tested and such sample(s) are retained for 30 days only.
Attention: To check the authenticity of testing /inspection report & certificate, please contact us at telephone: (86-755) 8307 1443, or email: CN.Doccheck@sgs.com
SGS-CSTC Standards Technical Services Co., Ltd. Shenzhen Branch Electromagnetic Compatibility Laboratory
No.1 Workshop, M-10, Middle Section, Science & Technology Park, Nanshan District, Shenzhen, Guangdong, China 518057 t (86-755) 26012053 f (86-755) 26710594 www.sgsgroup.com.cn
中国·广东·深圳市南山区科技园中区M-10栋1号厂房 邮编:518057 t (86-755) 26012053 f (86-755) 26710594 sgs.china@sgs.com
Member of the SGS Group (SGS SA)

802.11n(HT20)_HCH_5700MHz_Ant1_NTNV

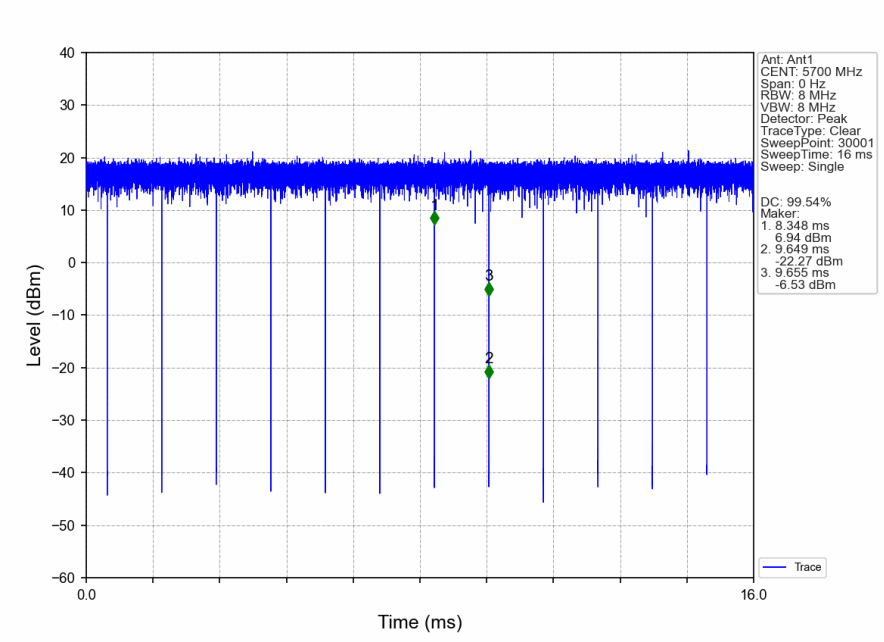

802.11n(HT20)_LCH_5745MHz_Ant1_NTNV

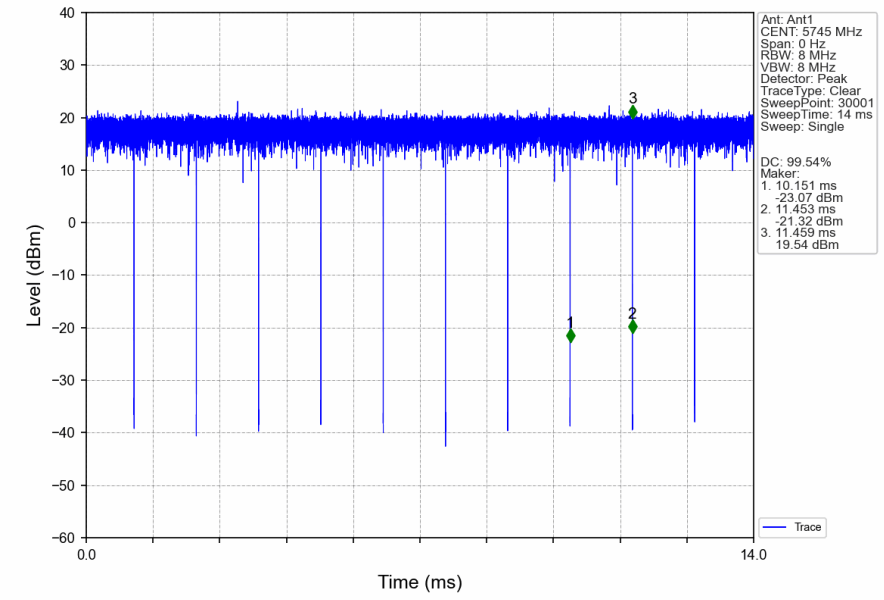

Unless otherwise agreed in writing, this document is issued by the Company subject to its General Conditions of Service printed overleaf, available on request or accessible at https://www.sgs.com/en/Terms-and-Conditions. Attention is drawn to the limitation of liability, indemnification and jurisdiction issues defined therein. Any holder of this document is advised that information contained hereon reflects the Company's findings at the time of its intervention only and within the limits of Client's instructions, if any. The Company's sole responsibility is to its Client and this document does not exonerate parties to a transaction from exercising all their rights and obligations under the transaction documents. This document cannot be reproduced except in full, without prior written approval of the Company. Any unauthorized alteration, forgery or falsification of the content or appearance of this document is unlawful and offenders may be prosecuted to the fullest extent of the law. Unless otherwise stated the results shown in this test report refer only to the sample(s) tested and such sample(s) are retained for 30 days only.
Attention: To check the authenticity of testing /inspection report & certificate, please contact us at telephone: (86-755) 8307 1443, or email: CN.Doccheck@sgs.com
SGS-CSTC Standards Technical Services Co., Ltd. Shenzhen Branch Electromagnetic Compatibility Laboratory
No.1 Workshop, M-10, Middle Section, Science & Technology Park, Nanshan District, Shenzhen, Guangdong, China 518057 t (86-755) 26012053 f (86-755) 26710594 www.sgsgroup.com.cn
中国・广东・深圳市南山区科技园中区M-10栋1号厂房 邮编: 518057 t (86-755) 26012053 f (86-755) 26710594 sgs.china@sgs.com
Member of the SGS Group (SGS SA)

802.11n(HT20)_MCH_5785MHz_Ant1_NTNV

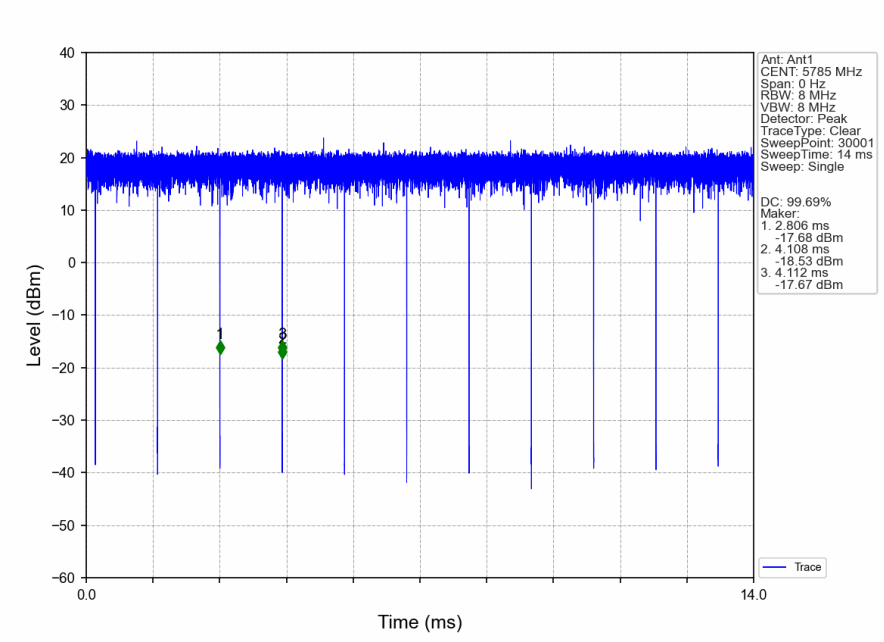

802.11n(HT20)_HCH_5825MHz_Ant1_NTNV

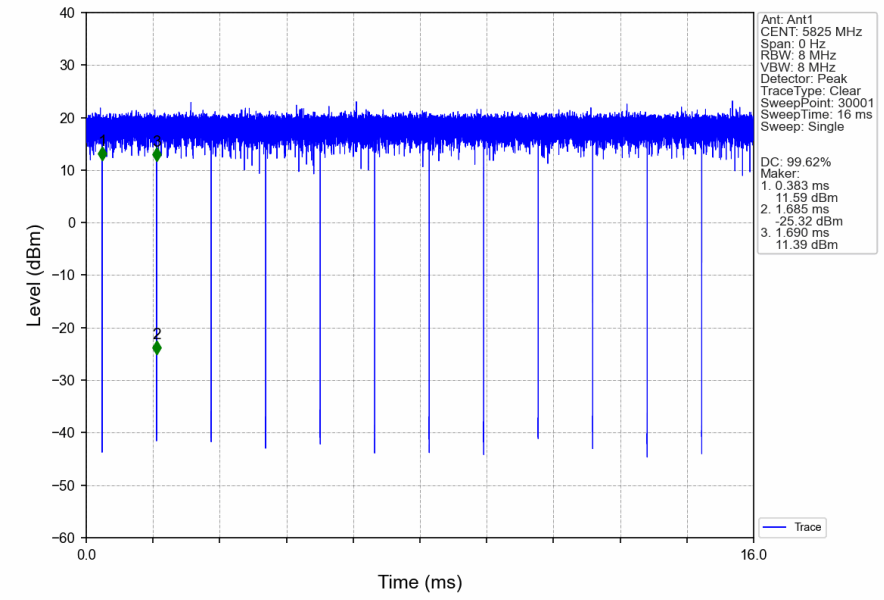

Unless otherwise agreed in writing, this document is issued by the Company subject to its General Conditions of Service printed overleaf, available on request or accessible at https://www.sgs.com/en/Terms-and-Conditions. Attention is drawn to the limitation of liability, indemnification and jurisdiction issues defined therein. Any holder of this document is advised that information contained hereon reflects the Company's findings at the time of its intervention only and within the limits of Client's instructions, if any. The Company's sole responsibility is to its Client and this document does not exonerate parties to a transaction from exercising all their rights and obligations under the transaction documents. This document cannot be reproduced except in full, without prior written approval of the Company. Any unauthorized alteration, forgery or falsification of the content or appearance of this document is unlawful and offenders may be prosecuted to the fullest extent of the law. Unless otherwise stated the results shown in this test report refer only to the sample(s) tested and such sample(s) are retained for 30 days only.
Attention: To check the authenticity of testing /inspection report & certificate, please contact us at telephone: (86-755) 8307 1443, or email: CN.Doccheck@sgs.com
SGS-CSTC Standards Technical Services Co., Ltd. Shenzhen Branch Electromagnetic Compatibility Laboratory
No.1 Workshop, M-10, Middle Section, Science & Technology Park, Nanshan District, Shenzhen, Guangdong, China 518057 t (86-755) 26012053 f (86-755) 26710594 www.sgsgroup.com.cn
中国・广东・深圳市南山区科技园中区M-10栋1号厂房 邮编: 518057 t (86-755) 26012053 f (86-755) 26710594 sgs.china@sgs.com
Member of the SGS Group (SGS SA)

802.11n(HT40)_LCH_5190MHz_Ant1_NTNV

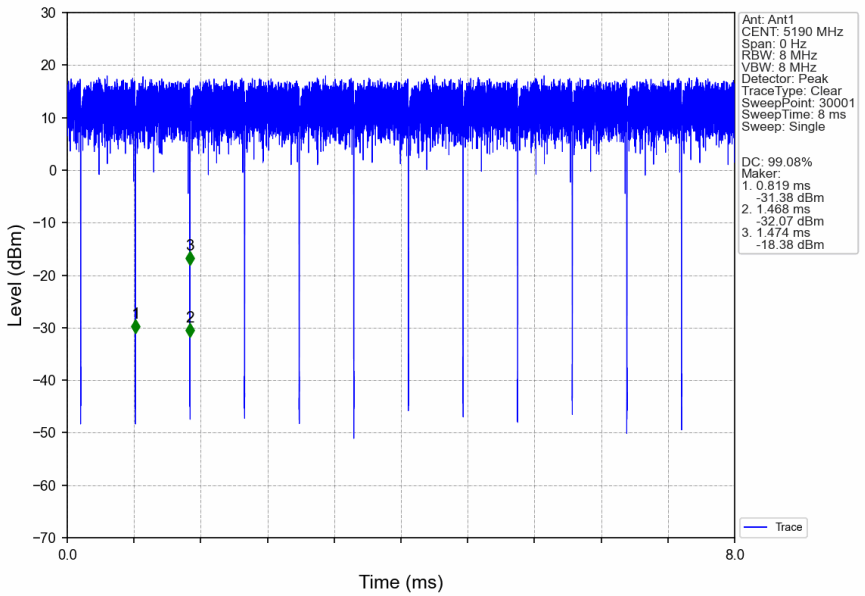

802.11n(HT40)_HCH_5230MHz_Ant1_NTNV

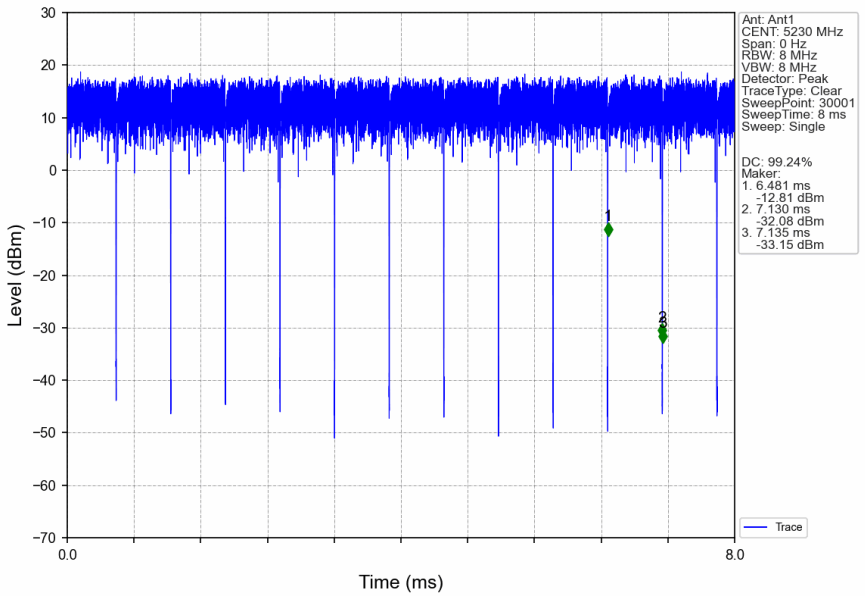

Unless otherwise agreed in writing, this document is issued by the Company subject to its General Conditions of Service printed overleaf, available on request or accessible at https://www.sgs.com/en/Terms-and-Conditions. Attention is drawn to the limitation of liability, indemnification and jurisdiction issues defined therein. Any holder of this document is advised that information contained hereon reflects the Company's findings at the time of its intervention only and within the limits of Client's instructions, if any. The Company's sole responsibility is to its Client and this document does not exonerate parties to a transaction from exercising all their rights and obligations under the transaction documents. This document cannot be reproduced except in full, without prior written approval of the Company. Any unauthorized alteration, forgery or falsification of the content or appearance of this document is unlawful and offenders may be prosecuted to the fullest extent of the law. Unless otherwise stated the results shown in this test report refer only to the sample(s) tested and such sample(s) are retained for 30 days only.
Attention: To check the authenticity of testing /inspection report & certificate, please contact us at telephone: (86-755) 8307 1443, or email: CN.Doccheck@sgs.com
SGS-CSTC Standards Technical Services Co., Ltd. Shenzhen Branch Electromagnetic Compatibility Laboratory
No.1 Workshop, M-10, Middle Section, Science & Technology Park, Nanshan District, Shenzhen, Guangdong, China 518057 t (86-755) 26012053 f (86-755) 26710594 www.sgsgroup.com.cn
中国・广东・深圳市南山区科技园中区M-10栋1号厂房 邮编: 518057 t (86-755) 26012053 f (86-755) 26710594 sgs.china@sgs.com
Member of the SGS Group (SGS SA)

802.11n(HT40)_LCH_5270MHz_Ant1_NTNV

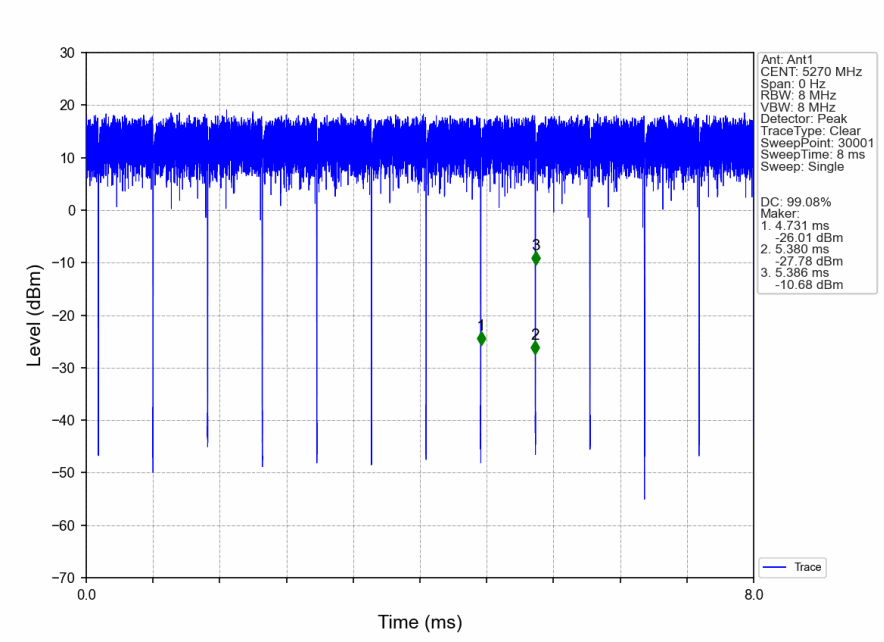

802.11n(HT40)_HCH_5310MHz_Ant1_NTNV

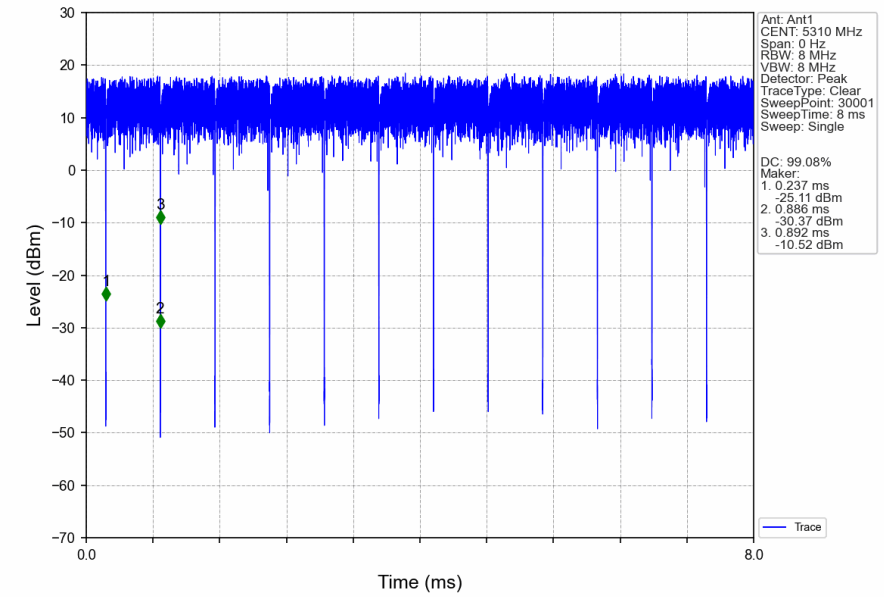

Unless otherwise agreed in writing, this document is issued by the Company subject to its General Conditions of Service printed overleaf, available on request or accessible at https://www.sgs.com/en/Terms-and-Conditions. Attention is drawn to the limitation of liability, indemnification and jurisdiction issues defined therein. Any holder of this document is advised that information contained hereon reflects the Company's findings at the time of its intervention only and within the limits of Client's instructions, if any. The Company's sole responsibility is to its Client and this document does not exonerate parties to a transaction from exercising all their rights and obligations under the transaction documents. This document cannot be reproduced except in full, without prior written approval of the Company. Any unauthorized alteration, forgery or falsification of the content or appearance of this document is unlawful and offenders may be prosecuted to the fullest extent of the law. Unless otherwise stated the results shown in this test report refer only to the sample(s) tested and such sample(s) are retained for 30 days only.
Attention: To check the authenticity of testing /inspection report & certificate, please contact us at telephone: (86-755) 8307 1443, or email: CN.Doccheck@sgs.com
SGS-CSTC Standards Technical Services Co., Ltd. Shenzhen Branch Electromagnetic Compatibility Laboratory
No.1 Workshop, M-10, Middle Section, Science & Technology Park, Nanshan District, Shenzhen, Guangdong, China 518057 t (86-755) 26012053 f (86-755) 26710594 www.sgsgroup.com.cn
中国・广东・深圳市南山区科技园中区M-10栋1号厂房 邮编: 518057 t (86-755) 26012053 f (86-755) 26710594 sgs.china@sgs.com
Member of the SGS Group (SGS SA)

802.11n(HT40)_LCH_5510MHz_Ant1_NTNV

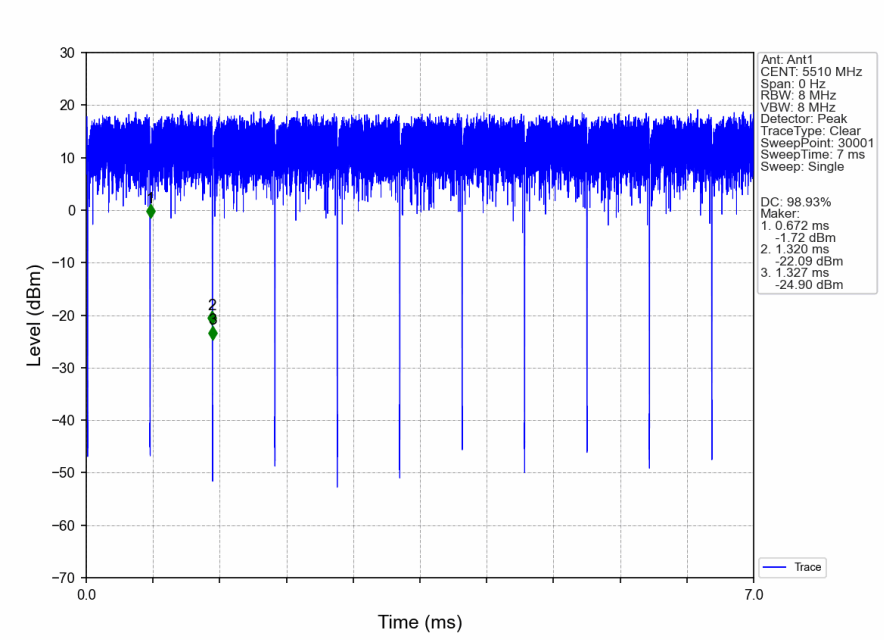

802.11n(HT40)_MCH_5550MHz_Ant1_NTNV

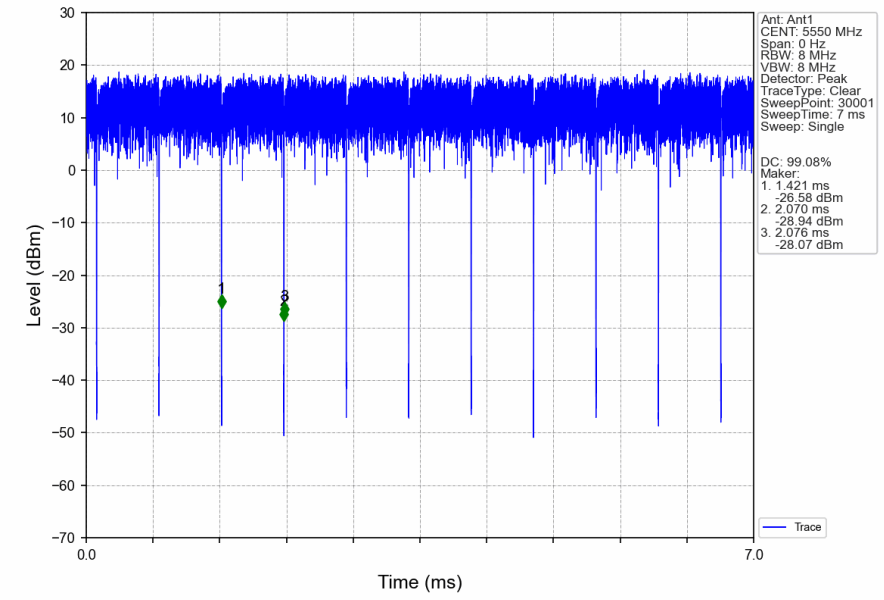

Unless otherwise agreed in writing, this document is issued by the Company subject to its General Conditions of Service printed overleaf, available on request or accessible at https://www.sgs.com/en/Terms-and-Conditions. Attention is drawn to the limitation of liability, indemnification and jurisdiction issues defined therein. Any holder of this document is advised that information contained hereon reflects the Company's findings at the time of its intervention only and within the limits of Client's instructions, if any. The Company's sole responsibility is to its Client and this document does not exonerate parties to a transaction from exercising all their rights and obligations under the transaction documents. This document cannot be reproduced except in full, without prior written approval of the Company. Any unauthorized alteration, forgery or falsification of the content or appearance of this document is unlawful and offenders may be prosecuted to the fullest extent of the law. Unless otherwise stated the results shown in this test report refer only to the sample(s) tested and such sample(s) are retained for 30 days only.
Attention: To check the authenticity of testing /inspection report & certificate, please contact us at telephone: (86-755) 8307 1443, or email: CN.Doccheck@sgs.com
SGS-CSTC Standards Technical Services Co., Ltd. Shenzhen Branch Electromagnetic Compatibility Laboratory
No.1 Workshop, M-10, Middle Section, Science & Technology Park, Nanshan District, Shenzhen, Guangdong, China 518057 t (86-755) 26012053 f (86-755) 26710594 www.sgsgroup.com.cn
中国・广东・深圳市南山区科技园中区M-10栋1号厂房 邮编: 518057 t (86-755) 26012053 f (86-755) 26710594 sgs.china@sgs.com
Member of the SGS Group (SGS SA)

802.11n(HT40)_HCH_5670MHz_Ant1_NTNV

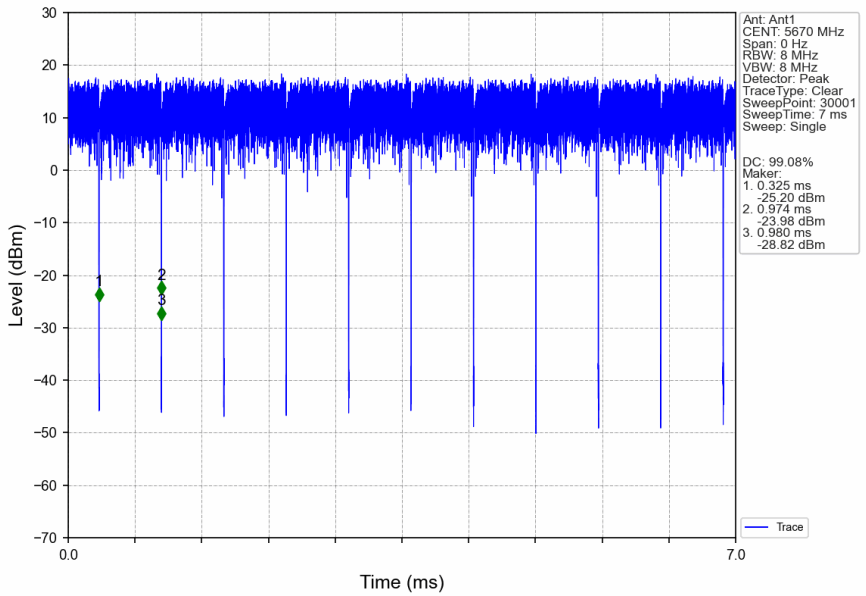

802.11n(HT40)_LCH_5755MHz_Ant1_NTNV

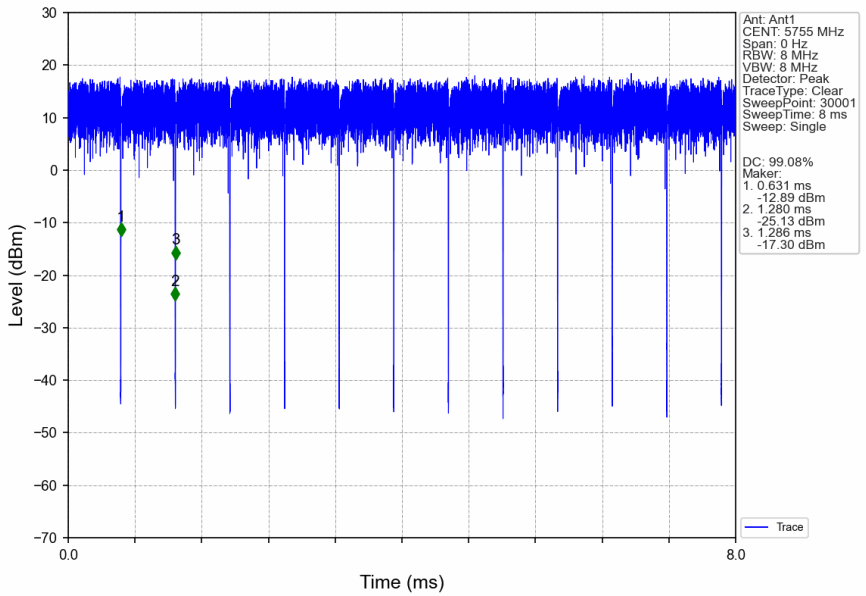

Unless otherwise agreed in writing, this document is issued by the Company subject to its General Conditions of Service printed overleaf, available on request or accessible at https://www.sgs.com/en/Terms-and-Conditions. Attention is drawn to the limitation of liability, indemnification and jurisdiction issues defined therein. Any holder of this document is advised that information contained hereon reflects the Company's findings at the time of its intervention only and within the limits of Client's instructions, if any. The Company's sole responsibility is to its Client and this document does not exonerate parties to a transaction from exercising all their rights and obligations under the transaction documents. This document cannot be reproduced except in full, without prior written approval of the Company. Any unauthorized alteration, forgery or falsification of the content or appearance of this document is unlawful and offenders may be prosecuted to the fullest extent of the law. Unless otherwise stated the results shown in this test report refer only to the sample(s) tested and such sample(s) are retained for 30 days only.
Attention: To check the authenticity of testing /inspection report & certificate, please contact us at telephone: (86-755) 8307 1443, or email: CN.Doccheck@sgs.com
SGS-CSTC Standards Technical Services Co., Ltd. Shenzhen Branch Electromagnetic Compatibility Laboratory
No.1 Workshop, M-10, Middle Section, Science & Technology Park, Nanshan District, Shenzhen, Guangdong, China 518057 t (86-755) 26012053 f (86-755) 26710594 www.sgsgroup.com.cn
中国·广东·深圳市南山区科技园中区M-10栋1号厂房 邮编: 518057 t (86-755) 26012053 f (86-755) 26710594 sgs.china@sgs.com
Member of the SGS Group (SGS SA)

802.11n(HT40)_HCH_5795MHz_Ant1_NTNV

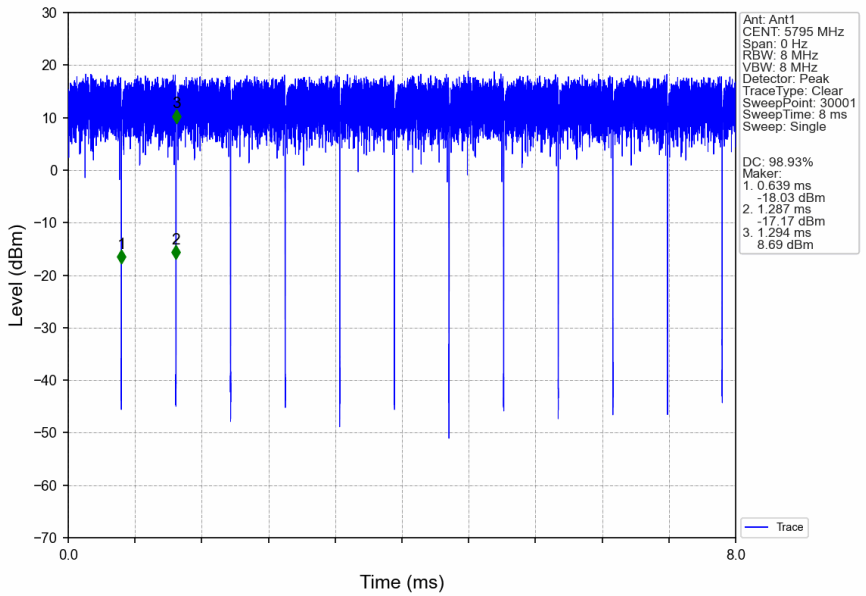

802.11ac(VHT20)_LCH_5180MHz_Ant1_NTNV

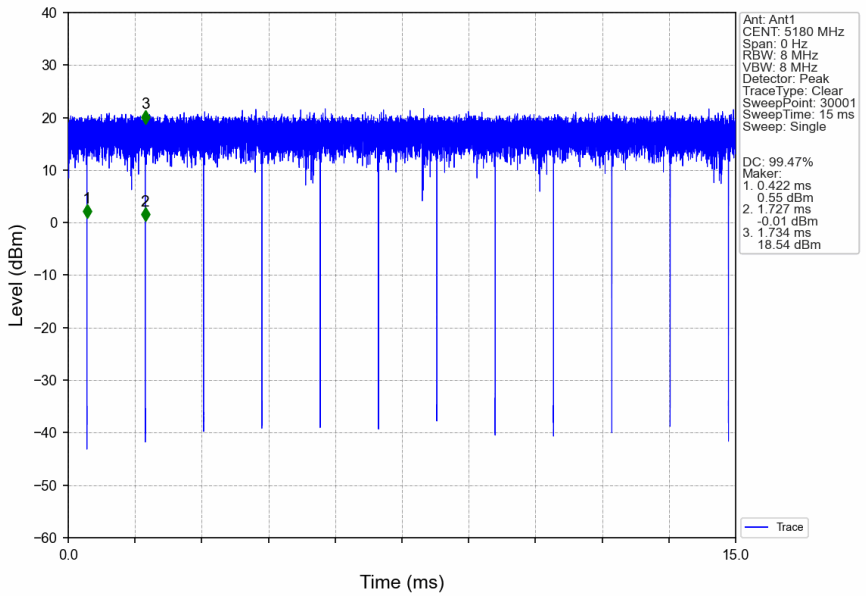

Unless otherwise agreed in writing, this document is issued by the Company subject to its General Conditions of Service printed overleaf, available on request or accessible at https://www.sgs.com/en/Terms-and-Conditions. Attention is drawn to the limitation of liability, indemnification and jurisdiction issues defined therein. Any holder of this document is advised that information contained hereon reflects the Company's findings at the time of its intervention only and within the limits of Client's instructions, if any. The Company's sole responsibility is to its Client and this document does not exonerate parties to a transaction from exercising all their rights and obligations under the transaction documents. This document cannot be reproduced except in full, without prior written approval of the Company. Any unauthorized alteration, forgery or falsification of the content or appearance of this document is unlawful and offenders may be prosecuted to the fullest extent of the law. Unless otherwise stated the results shown in this test report refer only to the sample(s) tested and such sample(s) are retained for 30 days only.
Attention: To check the authenticity of testing /inspection report & certificate, please contact us at telephone: (86-755) 8307 1443, or email: CN.Doccheck@sgs.com
SGS-CSTC Standards Technical Services Co., Ltd. Shenzhen Branch Electromagnetic Compatibility Laboratory
No.1 Workshop, M-10, Middle Section, Science & Technology Park, Nanshan District, Shenzhen, Guangdong, China 518057 t (86-755) 26012053 f (86-755) 26710594 www.sgsgroup.com.cn
中国・广东・深圳市南山区科技园中区M-10栋1号厂房 邮编: 518057 t (86-755) 26012053 f (86-755) 26710594 sgs.china@sgs.com
Member of the SGS Group (SGS SA)

802.11ac(VHT20)_MCH_5200MHz_Ant1_NTNV

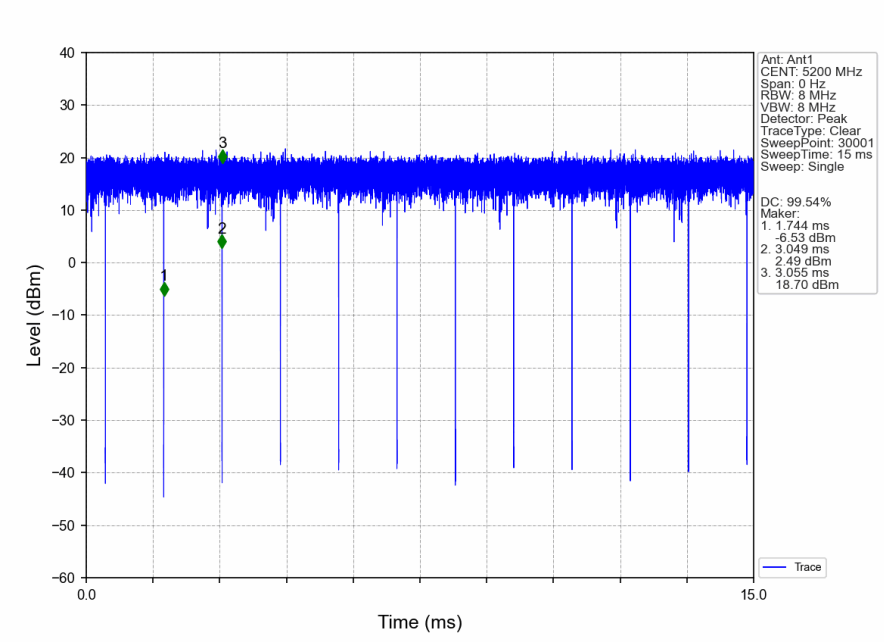

802.11ac(VHT20)_HCH_5240MHz_Ant1_NTNV

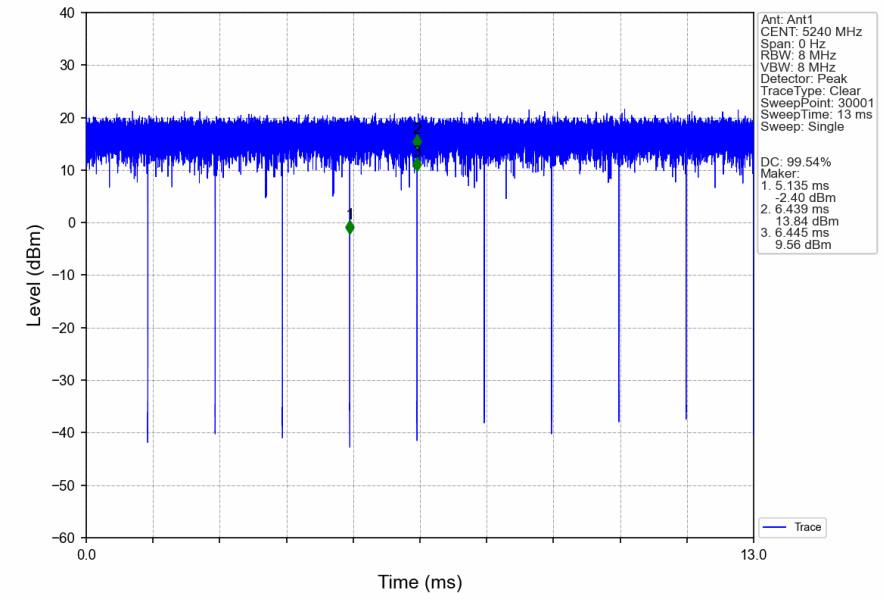

Unless otherwise agreed in writing, this document is issued by the Company subject to its General Conditions of Service printed overleaf, available on request or accessible at https://www.sgs.com/en/Terms-and-Conditions. Attention is drawn to the limitation of liability, indemnification and jurisdiction issues defined therein. Any holder of this document is advised that information contained hereon reflects the Company's findings at the time of its intervention only and within the limits of Client's instructions, if any. The Company's sole responsibility is to its Client and this document does not exonerate parties to a transaction from exercising all their rights and obligations under the transaction documents. This document cannot be reproduced except in full, without prior written approval of the Company. Any unauthorized alteration, forgery or falsification of the content or appearance of this document is unlawful and offenders may be prosecuted to the fullest extent of the law. Unless otherwise stated the results shown in this test report refer only to the sample(s) tested and such sample(s) are retained for 30 days only.
Attention: To check the authenticity of testing /inspection report & certificate, please contact us at telephone: (86-755) 8307 1443, or email: CN.Doccheck@sgs.com
SGS-CSTC Standards Technical Services Co., Ltd. Shenzhen Branch Electromagnetic Compatibility Laboratory
No.1 Workshop, M-10, Middle Section, Science & Technology Park, Nanshan District, Shenzhen, Guangdong, China 518057 t (86-755) 26012053 f (86-755) 26710594 www.sgsgroup.com.cn
中国・广东・深圳市南山区科技园中区M-10栋1号厂房 邮编: 518057 t (86-755) 26012053 f (86-755) 26710594 sgs.china@sgs.com
Member of the SGS Group (SGS SA)

802.11ac(VHT20)_LCH_5260MHz_Ant1_NTNV

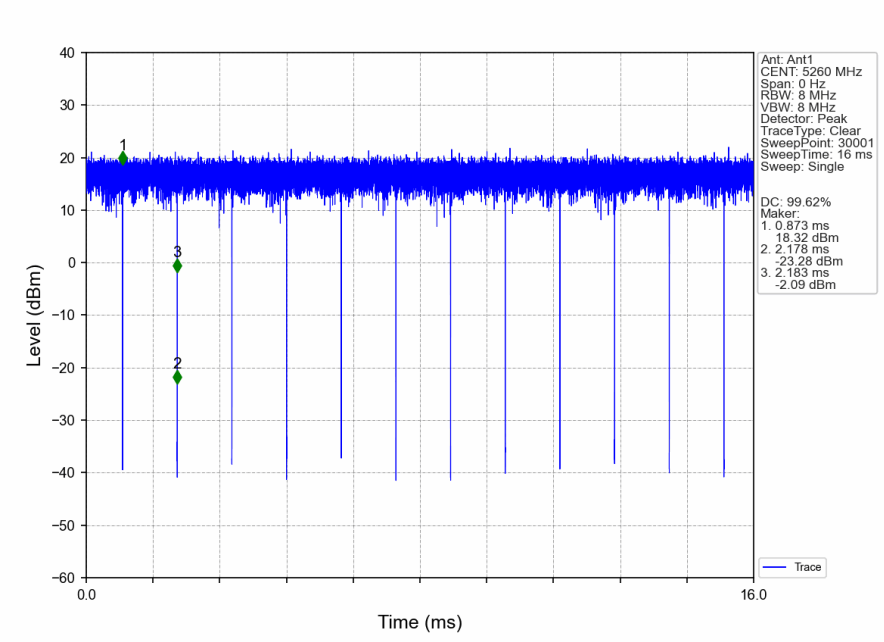

802.11ac(VHT20)_MCH_5300MHz_Ant1_NTNV

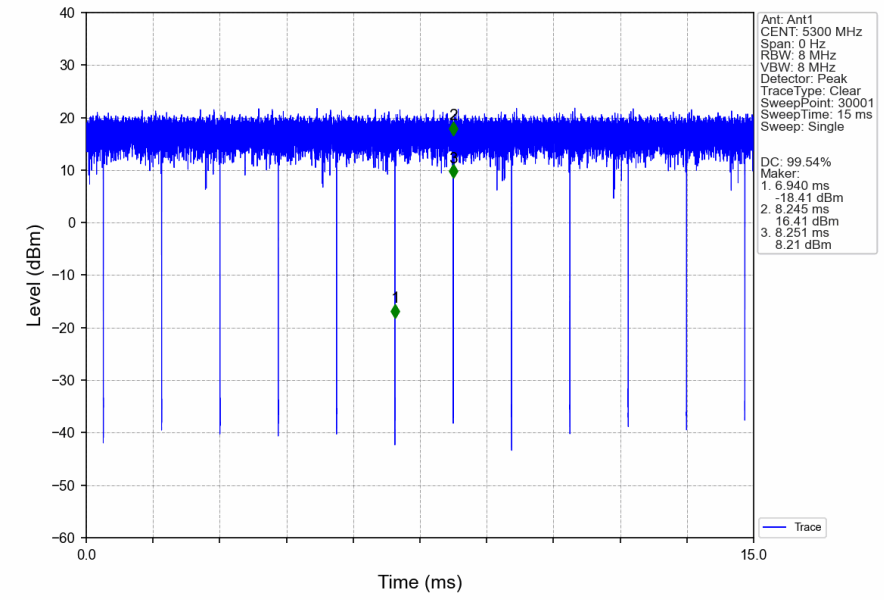

Unless otherwise agreed in writing, this document is issued by the Company subject to its General Conditions of Service printed overleaf, available on request or accessible at https://www.sgs.com/en/Terms-and-Conditions. Attention is drawn to the limitation of liability, indemnification and jurisdiction issues defined therein. Any holder of this document is advised that information contained hereon reflects the Company's findings at the time of its intervention only and within the limits of Client's instructions, if any. The Company's sole responsibility is to its Client and this document does not exonerate parties to a transaction from exercising all their rights and obligations under the transaction documents. This document cannot be reproduced except in full, without prior written approval of the Company. Any unauthorized alteration, forgery or falsification of the content or appearance of this document is unlawful and offenders may be prosecuted to the fullest extent of the law. Unless otherwise stated the results shown in this test report refer only to the sample(s) tested and such sample(s) are retained for 30 days only.
Attention: To check the authenticity of testing /inspection report & certificate, please contact us at telephone: (86-755) 8307 1443, or email: CN.Doccheck@sgs.com
SGS-CSTC Standards Technical Services Co., Ltd. Shenzhen Branch Electromagnetic Compatibility Laboratory
No.1 Workshop, M-10, Middle Section, Science & Technology Park, Nanshan District, Shenzhen, Guangdong, China 518057 t (86-755) 26012053 f (86-755) 26710594 www.sgsgroup.com.cn
中国·广东·深圳市南山区科技园中区M-10栋1号厂房 邮编: 518057 t (86-755) 26012053 f (86-755) 26710594 sgs.china@sgs.com
Member of the SGS Group (SGS SA)

802.11ac(VHT20)_HCH_5320MHz_Ant1_NTNV

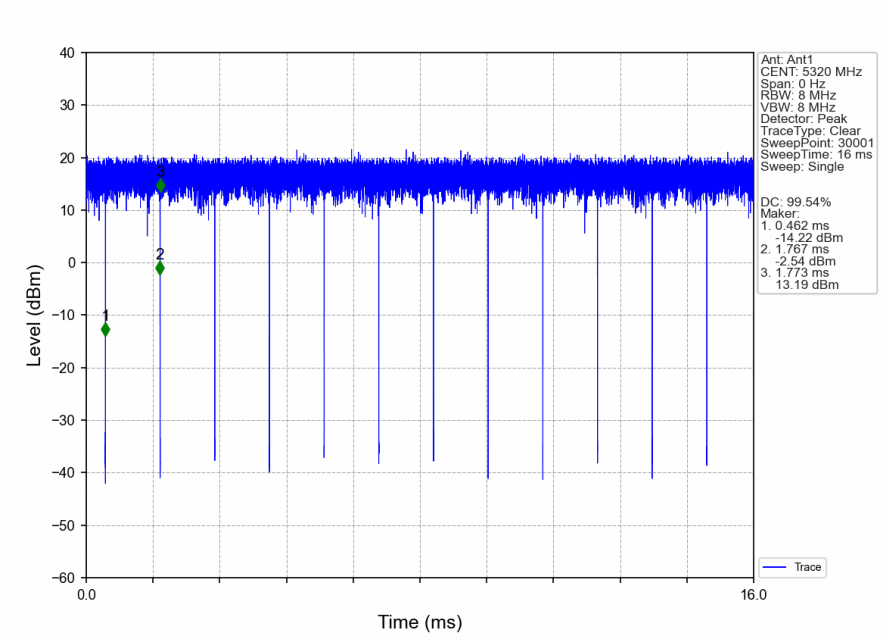

802.11ac(VHT20)_LCH_5500MHz_Ant1_NTNV

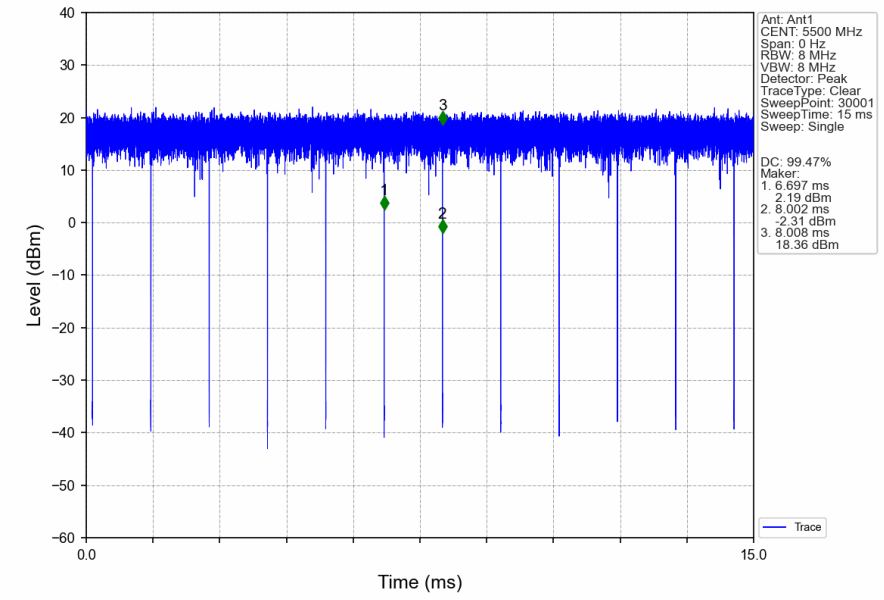

Unless otherwise agreed in writing, this document is issued by the Company subject to its General Conditions of Service printed overleaf, available on request or accessible at https://www.sgs.com/en/Terms-and-Conditions. Attention is drawn to the limitation of liability, indemnification and jurisdiction issues defined therein. Any holder of this document is advised that information contained hereon reflects the Company's findings at the time of its intervention only and within the limits of Client's instructions, if any. The Company's sole responsibility is to its Client and this document does not exonerate parties to a transaction from exercising all their rights and obligations under the transaction documents. This document cannot be reproduced except in full, without prior written approval of the Company. Any unauthorized alteration, forgery or falsification of the content or appearance of this document is unlawful and offenders may be prosecuted to the fullest extent of the law. Unless otherwise stated the results shown in this test report refer only to the sample(s) tested and such sample(s) are retained for 30 days only.
Attention: To check the authenticity of testing /inspection report & certificate, please contact us at telephone: (86-755) 8307 1443, or email: CN.Doccheck@sgs.com
SGS-CSTC Standards Technical Services Co., Ltd. Shenzhen Branch Electromagnetic Compatibility Laboratory
No.1 Workshop, M-10, Middle Section, Science & Technology Park, Nanshan District, Shenzhen, Guangdong, China 518057 t (86-755) 26012053 f (86-755) 26710594 www.sgsgroup.com.cn
中国・广东・深圳市南山区科技园中区M-10栋1号厂房 邮编: 518057 t (86-755) 26012053 f (86-755) 26710594 sgs.china@sgs.com
Member of the SGS Group (SGS SA)

802.11ac(VHT20)_MCH_5580MHz_Ant1_NTNV

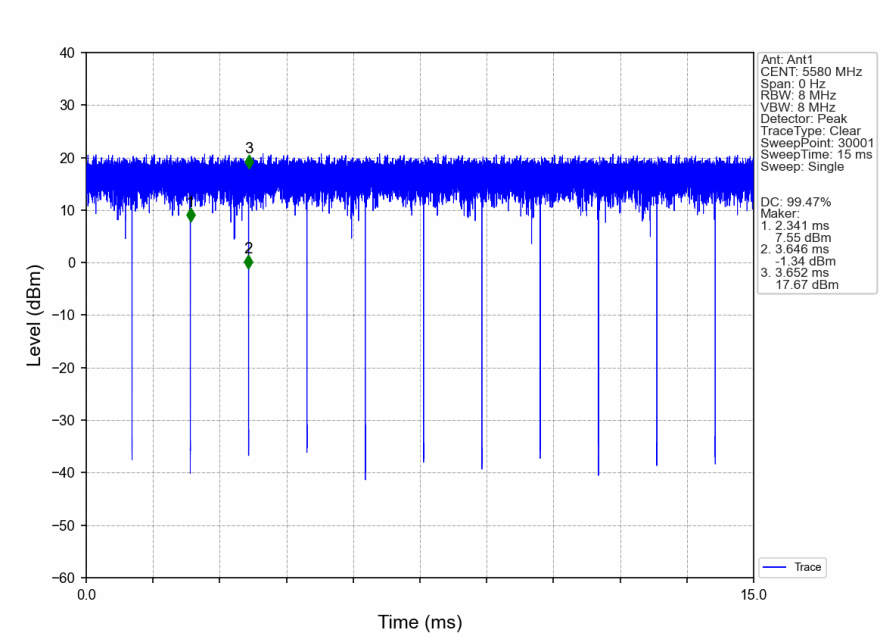

802.11ac(VHT20)_HCH_5700MHz_Ant1_NTNV

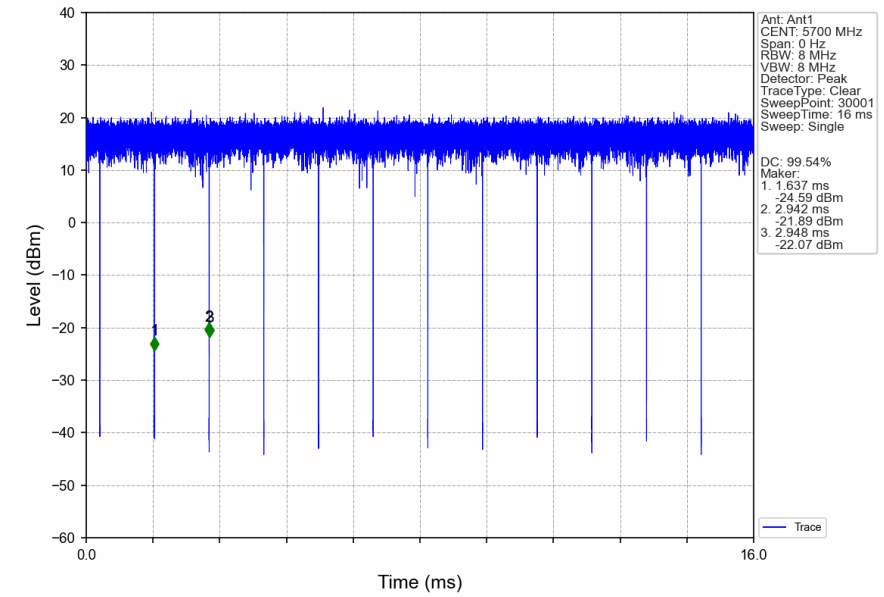

Unless otherwise agreed in writing, this document is issued by the Company subject to its General Conditions of Service printed overleaf, available on request or accessible at https://www.sgs.com/en/Terms-and-Conditions. Attention is drawn to the limitation of liability, indemnification and jurisdiction issues defined therein. Any holder of this document is advised that information contained hereon reflects the Company's findings at the time of its intervention only and within the limits of Client's instructions, if any. The Company's sole responsibility is to its Client and this document does not exonerate parties to a transaction from exercising all their rights and obligations under the transaction documents. This document cannot be reproduced except in full, without prior written approval of the Company. Any unauthorized alteration, forgery or falsification of the content or appearance of this document is unlawful and offenders may be prosecuted to the fullest extent of the law. Unless otherwise stated the results shown in this test report refer only to the sample(s) tested and such sample(s) are retained for 30 days only.
Attention: To check the authenticity of testing /inspection report & certificate, please contact us at telephone: (86-755) 8307 1443, or email: CN.Doccheck@sgs.com
SGS-CSTC Standards Technical Services Co., Ltd. Shenzhen Branch Electromagnetic Compatibility Laboratory
No.1 Workshop, M-10, Middle Section, Science & Technology Park, Nanshan District, Shenzhen, Guangdong, China 518057 t (86-755) 26012053 f (86-755) 26710594 www.sgsgroup.com.cn
中国・广东・深圳市南山区科技园中区M-10栋1号厂房 邮编: 518057 t (86-755) 26012053 f (86-755) 26710594 sgs.china@sgs.com
Member of the SGS Group (SGS SA)

802.11ac(VHT20)_LCH_5745MHz_Ant1_NTNV

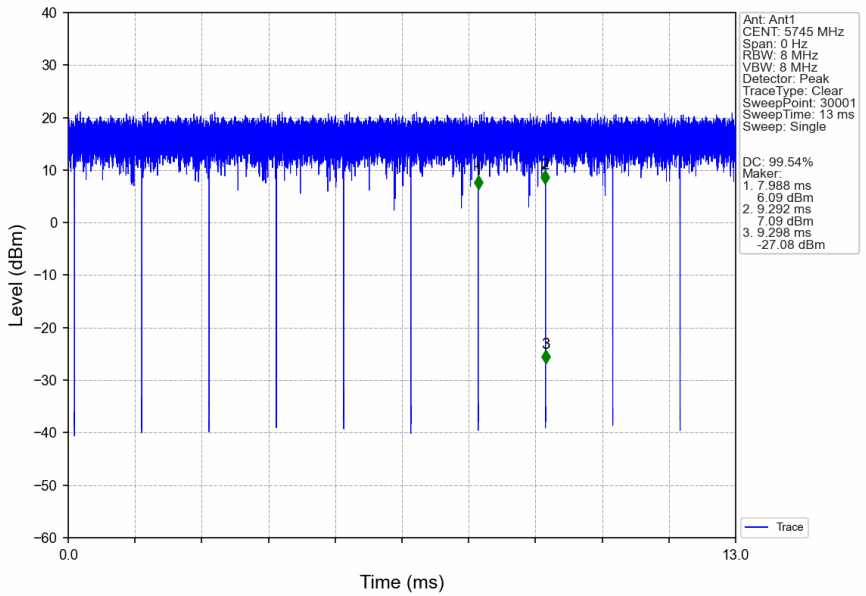

802.11ac(VHT20)_MCH_5785MHz_Ant1_NTNV

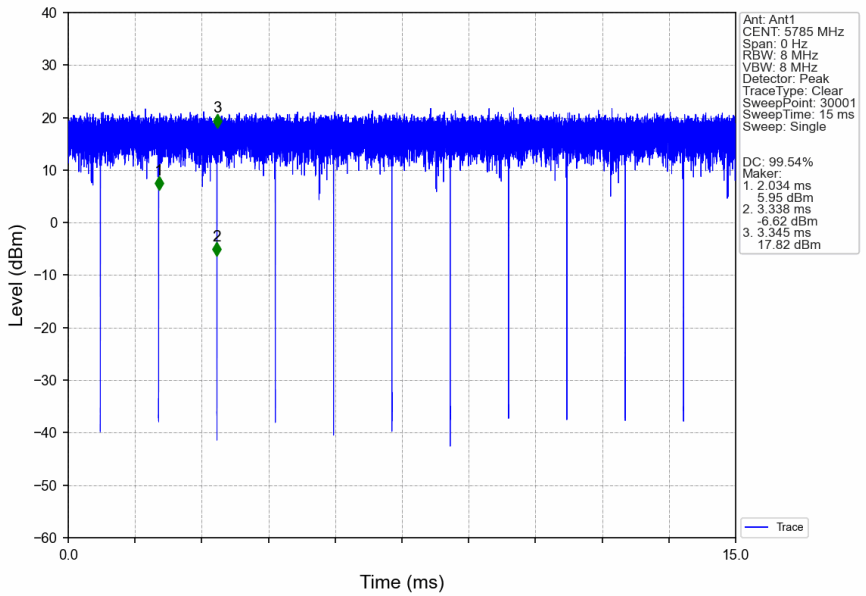

Unless otherwise agreed in writing, this document is issued by the Company subject to its General Conditions of Service printed overleaf, available on request or accessible at https://www.sgs.com/en/Terms-and-Conditions. Attention is drawn to the limitation of liability, indemnification and jurisdiction issues defined therein. Any holder of this document is advised that information contained hereon reflects the Company's findings at the time of its intervention only and within the limits of Client's instructions, if any. The Company's sole responsibility is to its Client and this document does not exonerate parties to a transaction from exercising all their rights and obligations under the transaction documents. This document cannot be reproduced except in full, without prior written approval of the Company. Any unauthorized alteration, forgery or falsification of the content or appearance of this document is unlawful and offenders may be prosecuted to the fullest extent of the law. Unless otherwise stated the results shown in this test report refer only to the sample(s) tested and such sample(s) are retained for 30 days only.
Attention: To check the authenticity of testing /inspection report & certificate, please contact us at telephone: (86-755) 8307 1443, or email: CN.Doccheck@sgs.com
SGS-CSTC Standards Technical Services Co., Ltd. Shenzhen Branch Electromagnetic Compatibility Laboratory
No.1 Workshop, M-10, Middle Section, Science & Technology Park, Nanshan District, Shenzhen, Guangdong, China 518057 t (86-755) 26012053 f (86-755) 26710594 www.sgsgroup.com.cn
中国・广东・深圳市南山区科技园中区M-10栋1号厂房 邮编: 518057 t (86-755) 26012053 f (86-755) 26710594 sgs.china@sgs.com
Member of the SGS Group (SGS SA)

802.11ac(VHT20)_HCH_5825MHz_Ant1_NTNV

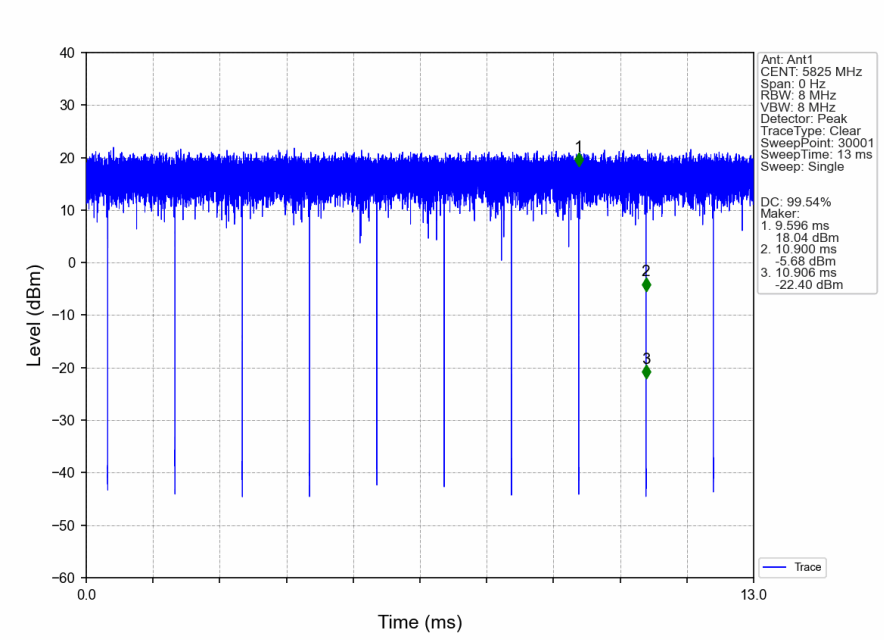

802.11ac(VHT40)_LCH_5190MHz_Ant1_NTNV

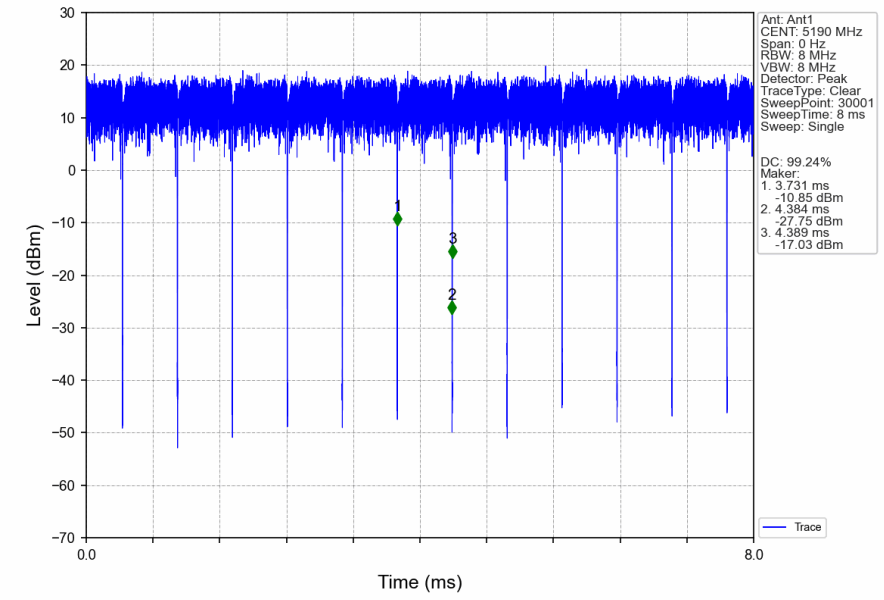

Unless otherwise agreed in writing, this document is issued by the Company subject to its General Conditions of Service printed overleaf, available on request or accessible at https://www.sgs.com/en/Terms-and-Conditions. Attention is drawn to the limitation of liability, indemnification and jurisdiction issues defined therein. Any holder of this document is advised that information contained hereon reflects the Company's findings at the time of its intervention only and within the limits of Client's instructions, if any. The Company's sole responsibility is to its Client and this document does not exonerate parties to a transaction from exercising all their rights and obligations under the transaction documents. This document cannot be reproduced except in full, without prior written approval of the Company. Any unauthorized alteration, forgery or falsification of the content or appearance of this document is unlawful and offenders may be prosecuted to the fullest extent of the law. Unless otherwise stated the results shown in this test report refer only to the sample(s) tested and such sample(s) are retained for 30 days only.
Attention: To check the authenticity of testing /inspection report & certificate, please contact us at telephone: (86-755) 8307 1443, or email: CN.Doccheck@sgs.com
SGS-CSTC Standards Technical Services Co., Ltd. Shenzhen Branch Electromagnetic Compatibility Laboratory
No.1 Workshop, M-10, Middle Section, Science & Technology Park, Nanshan District, Shenzhen, Guangdong, China 518057 t (86-755) 26012053 f (86-755) 26710594 www.sgsgroup.com.cn
中国・广东・深圳市南山区科技园中区M-10栋1号厂房 邮编: 518057 t (86-755) 26012053 f (86-755) 26710594 sgs.china@sgs.com
Member of the SGS Group (SGS SA)

802.11ac(VHT40)_HCH_5230MHz_Ant1_NTNV

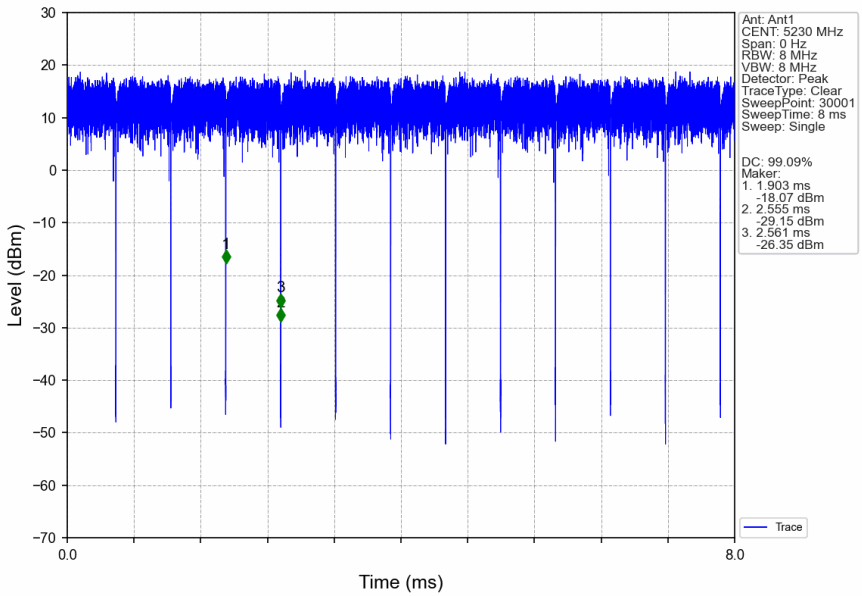

802.11ac(VHT40)_LCH_5270MHz_Ant1_NTNV

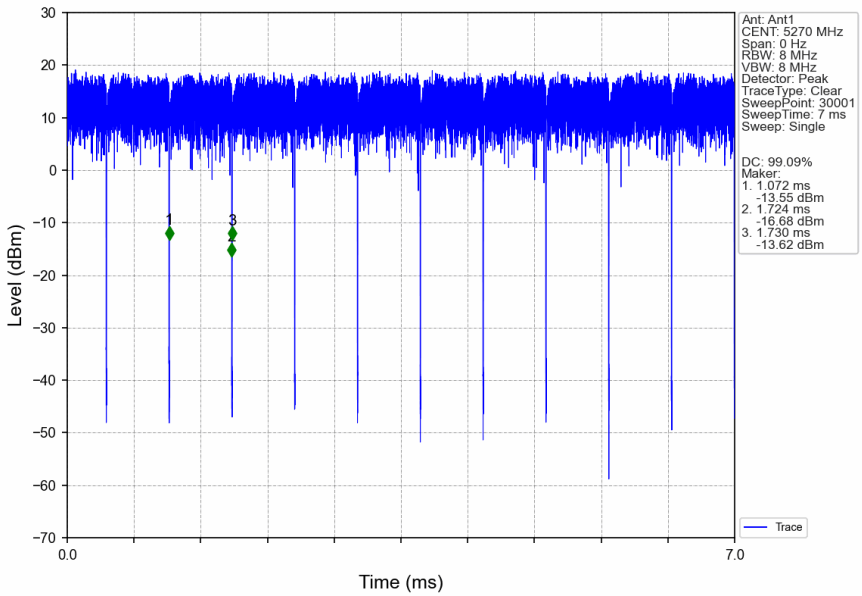

Unless otherwise agreed in writing, this document is issued by the Company subject to its General Conditions of Service printed overleaf, available on request or accessible at https://www.sgs.com/en/Terms-and-Conditions. Attention is drawn to the limitation of liability, indemnification and jurisdiction issues defined therein. Any holder of this document is advised that information contained hereon reflects the Company's findings at the time of its intervention only and within the limits of Client's instructions, if any. The Company's sole responsibility is to its Client and this document does not exonerate parties to a transaction from exercising all their rights and obligations under the transaction documents. This document cannot be reproduced except in full, without prior written approval of the Company. Any unauthorized alteration, forgery or falsification of the content or appearance of this document is unlawful and offenders may be prosecuted to the fullest extent of the law. Unless otherwise stated the results shown in this test report refer only to the sample(s) tested and such sample(s) are retained for 30 days only.
Attention: To check the authenticity of testing /inspection report & certificate, please contact us at telephone: (86-755) 8307 1443, or email: CN.Doccheck@sgs.com
SGS-CSTC Standards Technical Services Co., Ltd. Shenzhen Branch Electromagnetic Compatibility Laboratory
No.1 Workshop, M-10, Middle Section, Science & Technology Park, Nanshan District, Shenzhen, Guangdong, China 518057 t (86-755) 26012053 f (86-755) 26710594 www.sgsgroup.com.cn
中国・广东・深圳市南山区科技园中区M-10栋1号厂房 邮编: 518057 t (86-755) 26012053 f (86-755) 26710594 sgs.china@sgs.com
Member of the SGS Group (SGS SA)

802.11ac(VHT40)_HCH_5310MHz_Ant1_NTNV

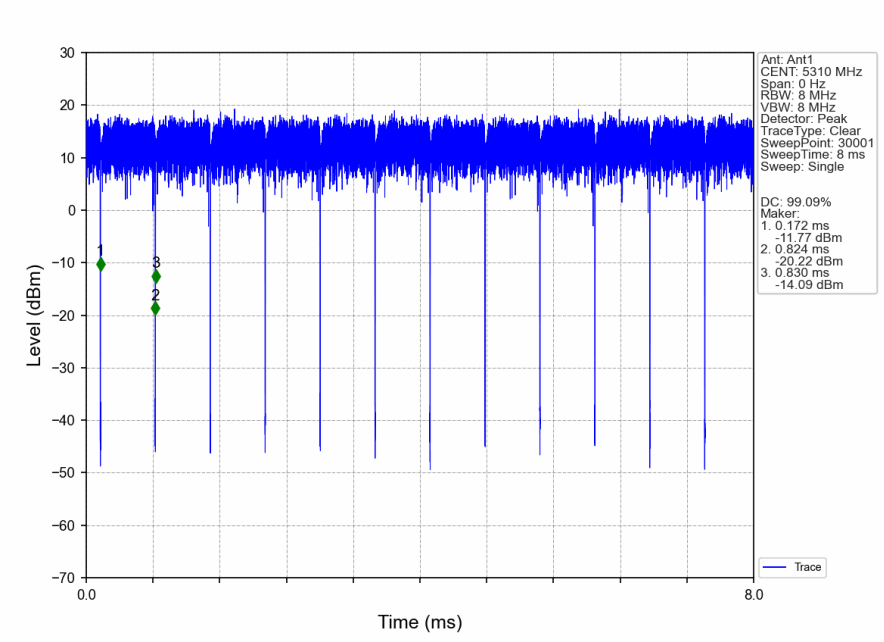

802.11ac(VHT40)_LCH_5510MHz_Ant1_NTNV

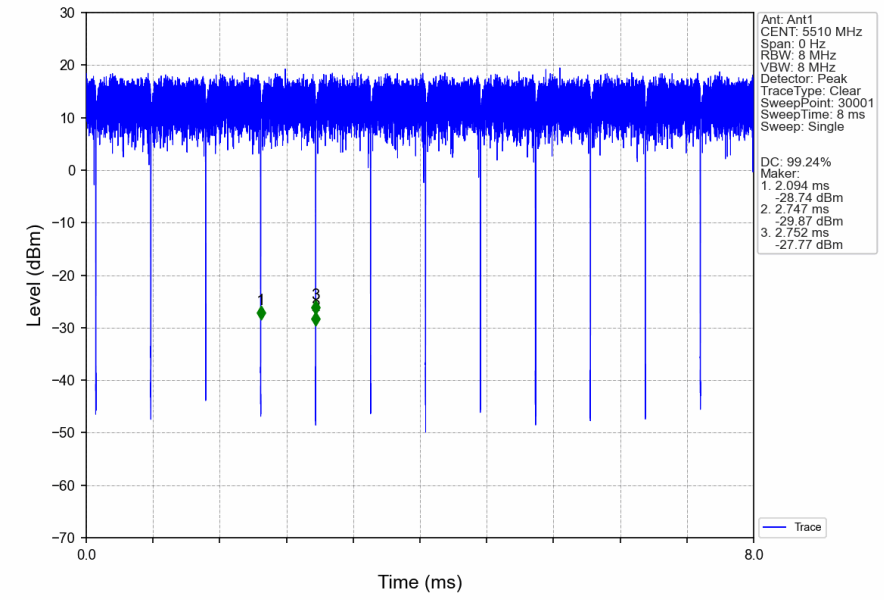

Unless otherwise agreed in writing, this document is issued by the Company subject to its General Conditions of Service printed overleaf, available on request or accessible at https://www.sgs.com/en/Terms-and-Conditions. Attention is drawn to the limitation of liability, indemnification and jurisdiction issues defined therein. Any holder of this document is advised that information contained hereon reflects the Company's findings at the time of its intervention only and within the limits of Client's instructions, if any. The Company's sole responsibility is to its Client and this document does not exonerate parties to a transaction from exercising all their rights and obligations under the transaction documents. This document cannot be reproduced except in full, without prior written approval of the Company. Any unauthorized alteration, forgery or falsification of the content or appearance of this document is unlawful and offenders may be prosecuted to the fullest extent of the law. Unless otherwise stated the results shown in this test report refer only to the sample(s) tested and such sample(s) are retained for 30 days only.
Attention: To check the authenticity of testing /inspection report & certificate, please contact us at telephone: (86-755) 8307 1443, or email: CN.Doccheck@sgs.com
SGS-CSTC Standards Technical Services Co., Ltd. Shenzhen Branch Electromagnetic Compatibility Laboratory
No.1 Workshop, M-10, Middle Section, Science & Technology Park, Nanshan District, Shenzhen, Guangdong, China 518057 t (86-755) 26012053 f (86-755) 26710594 www.sgsgroup.com.cn
中国・广东・深圳市南山区科技园中区M-10栋1号厂房 邮编: 518057 t (86-755) 26012053 f (86-755) 26710594 sgs.china@sgs.com
Member of the SGS Group (SGS SA)