User Guide

HANDS 4

pOUT

01. Product Diagram

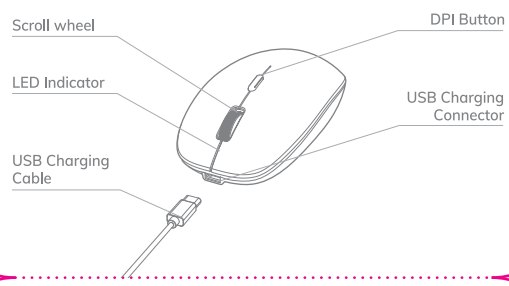

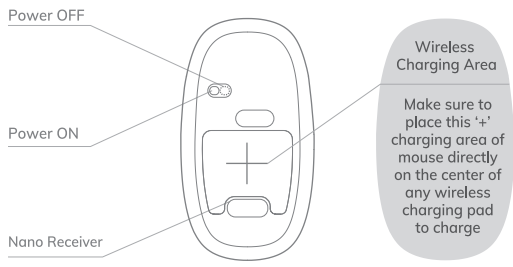

02. What is in the box?

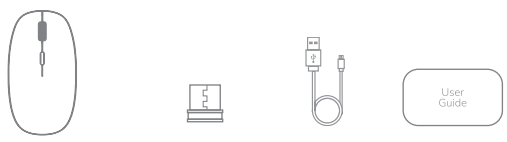

Wireless Charging 2.4Ghz Wireless Optical Mouse x 1 | Nano Receiver x 1 | USB Charging Cable x 1 | User guide x 1

03. Specification

Model (Mouse / Nano Receiver)	POUT-01401-01 / POUT-01402
Size (Mouse / Nano Receiver)	W111 x L62 x H35mm / W18.4 x L13.6 x H6.4mm
Weight (Mouse / Nano Receiver)	70g / 2g
Material	ABS
Rated Power Input	5V 0.3A
Frequency	2.40275 – 2.48075 GHz
DPI	1200 (Default) / 800 / 1600
Battery Type	Lithium battery (4.2V 250mAh)
Battery Full Charge Time	1h
Transmission Range	Max 10m
Operating System Requirements	WIN / MAC / LINUX / ETC
Charge via	(1) Micro USB input, (2) Wireless Charging

04. Instructions for use

1. Plug in the nano receiver to a USB port of your computer.
2. Once the wireless receiver is connected to the computer, your operating system should automatically find and install the appropriate drivers as long as you're connected to the Internet.
3. Make sure that your mouse has been charged.
4. Next, verify that the mouse is turn on.

*** Intelligent Energy-saving Control**

Auto Sleeping Mode

If mouse is not used for over 20 seconds, it will turn to power Auto Sleeping Mode to save energy, click any button and shake mouse to restart it.

Auto Deep-Sleeping Mode

The mouse will automatically enter into sleep mode within 15min of inactivity. Wake it up by pressing any button of the mouse.

05. Warning

Please read this manual before using the device to ensure safe and proper use. Images may differ in appearance from the actual product. Content is subject to change without prior notice. Appearances and specifications are subject to change without prior notice. Failure to comply with safety warnings and regulations can cause serious injury, property damage or death. Do not use the device for anything other than its intended use. Your device may malfunction. Do not insert the device or supplied accessories into the eyes, ears, or mouth. Doing so may cause suffocation or serious injuries. Do not bite or suck the device. Doing so may damage the device or result in an explosion or fire. Children or animals can choke on small parts. If children use the device, make sure that they use the device properly. Do not use damaged power cords or plugs, or loose electrical sockets. Unsecured connections can cause electric shock or fire. Use manufacturer-approved charging cable, accessories, and supplies. Using generic chargers may shorten the life of your device or cause the device to malfunction. They may also cause a fire or cause the battery to explode. Do not store your device near magnetic fields. Your device may malfunction. Magnetic stripe cards, including credit cards, phone cards, passbooks, and boarding passes, may be damaged by magnetic fields. Protect the device and charger from damage. Avoid exposing your device to very cold or very hot temperatures. Extreme temperatures can damage the device and reduce the charging capacity and life of your device.

06. Caution

Never use a damaged charger or battery. Do not use or store your device in areas with high concentrations of dust or airborne materials. Dust or foreign materials can cause your device to malfunction and may result in fire or electric shock. Prevent the multipurpose jack and the small end of the charger from contact with conductive materials, such as liquids, dust, metal powders, and pencil leads. Conductive materials may cause a short circuit or corrosion of the terminals, which may result in an explosion or fire. Keep your device dry. Humidity and liquids may damage the parts or electronic circuits in your device. Do not turn on your device if it is wet. Do not drop or cause an impact to the charger or the device. Handle and dispose of the device and charger with care. Never dispose of the device in a fire. Never place the device on or in heating devices, such as microwave ovens, stoves, or radiators. The device may explode when overheated. Follow all local regulations when disposing of used device. Never crush or puncture the device. Do not disassemble, modify, or repair your device. Any changes or modifications to your device can void your manufacturer's warranty. If your device needs servicing, take your device to a Service Center. Do not use your device with the back cover removed. Doing so may result in damage or malfunction. Do not drop your device or cause impacts to your device. Your device may be damaged or may malfunction.

07. Notice

If bent or deformed, your device may be damaged or parts may malfunction. Do not touch the device, power cords, plugs, or the electric socket with wet hands or other wet body parts. Doing so may cause electric shock. Do not pull the power cord excessively when disconnecting it. Doing so may cause electric shock or fire. Do not bend or damage the power cord. Doing so may cause electric shock or fire. Do not use your device outdoor during a thunderstorm. Doing so may result in electric shock or device malfunction. Turn off the device in potentially explosive environments. Turn off your device in potentially explosive environments instead of removing the battery. Always comply with regulations, instructions and signs in potentially explosive environments. Do not use your device at refueling points (petrol stations), near fuels or chemicals, or in blasting areas. Do not store or carry flammable liquids, gases, or explosive materials in the same compartment as the device, its parts, or accessories. The device can be used in locations with an ambient temperature of 0°C to 35°C. You can store the device at an ambient temperature of -10°C to 70°C. Using or storing the device outside of the recommended temperature ranges may damage to the device or reduce the battery's lifespan.

01. 다이어그램

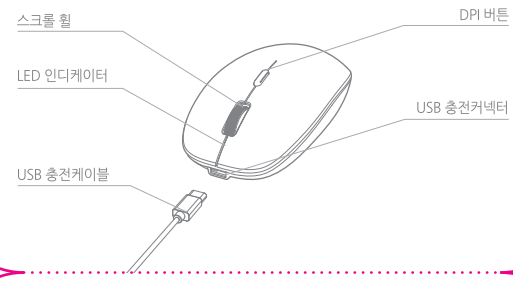

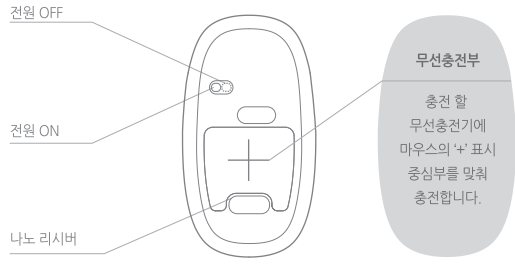

02. 구성품

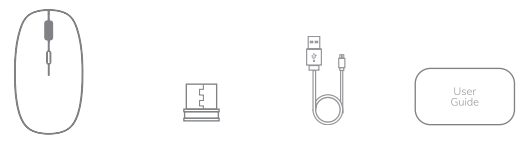

무선충전 2.4Ghz 무소음 무선마우스 x 1 | 나노 리시버 x 1 | USB 충전 케이블 x 1 | 간편 사용 설명서 x 1

03. 제품 정보

모델명 (마우스 / 리시버)	POUT-01401-01 / POUT-01402
사이즈 (마우스 / 리시버)	W111 x L62 x H35mm / W18.4 x L13.6 x H6.4mm
무게 (마우스 / 리시버)	70g / 2g
재질	ABS
정격 입력	5V 0.3A
사용 주파수	2.40275 – 2.48075 GHz
DPI	1200 (기본) / 800 / 1600
배터리 종류	리튬배터리 (4.2V 250mAh)
배터리 충전시간	1h
사용범위	최대 10m
호환운영체계	WIN / MAC / LINUX / 기타
충전방법	(1) Micro USB 유선충전, (2) 무선충전

04. 제품 사용법

1. 마우스의 전원을 켜고, 나노 리시버를 컴퓨터의 USB포트에 연결합니다.
2. 나노 리시버가 연결이 되면, 운영체계에서 자동적으로 적절한 드라이버를 설치합니다.
3. 마우스의 충전이 되어있는지 확인합니다.
4. 마우스가 잘 작동되는지 확인합니다.

*** 에너지 절전 모드**

오토 슬리핑 모드

마우스를 20초간 사용하지 않으면 자동 절전모드로 전환되어 아무 버튼을 클릭하거나 마우스를 흔들면 재작동 됩니다.

오토 딥슬리핑 모드

마우스를 15분간 사용하지 않으면 자동 절전모드로 전환되므로 아무 버튼을 클릭하면 재작동 됩니다.

05. 주의사항

주의사항을 따르지 않아 발생한 부상 및 손해에 대해서는 책임 지지 않습니다. 제품을 원래 용도 이외 다른 용도로 사용하지 마십시오. 어린이나 유아 또는 애완동물이 제품을 빨거나 물어뜯지 않도록 주의하세요.손상된 전원코드나 플러그, 헐거운 콘센트는 사용하지 마세요. 제품에서 발열이 심하면 제품 사용을 잠시 중단하세요. 신용카드, 전화카드, 통장, 승차권 등 자성을 이용한 제품은 제품의 자기에 의해 정보가 훼손될 수 있습니다. 충전기의 연결부 (외부 커넥터 연결부분)에 전도성 이물질(액체, 먼지, 금속가루, 연필심 등)이 들어가지 않도록 주의하세요. 고객에 의한 과실 및 부주의(침수, 파손, 손상 등)로 인한 분실 또는 고장 발생시 보증 서비스 제외됩니다. 이상과열 및 오작동의 원인이 될 수 있으니 금속 재질의 물체를 제품 위에 올려 놓지 마세요. 충전 대상 기기의 수신코일의 위치가 제품 중심에서 어긋날 경우 충전이 정상적으로 되지 않을 수 있습니다. 제품을 임의로 분해하거나 변형, 수리하지 마십시오. 전기제품이므로 사용시 화기나 습기가 있는 곳은 삼가 해 주십시오. 제품이 불 또는 알코올, 벤젠 등의 화학 약품에 닿았거나 화재 등의 위험에 노출되었을 경우 즉시 전원을 차단하고 안정성을 확보하고 난 이후에 재사용하여 주십시오. 높은 곳에서 제품을 떨어뜨리지 마십시오. 무선충전 패드 위에 무거운 물건을 올려놓지 마십시오. 젖은 손으로 제품을 사용할 경우 화재나 감전의 원인이 될 수 있으므로 절대 삼가해 주십시오. 충전 기종 및 사용환경에 따라 기기를 충전기에 올려놓고 충전이 시작되기까지 약 1~2초정도의 지연이 되는 경우가 있으나, 기기나 충전기 자체의 불량이 아닌 자기장을 주고 받는 과정에서 발생하는 자연적인 현상이므로 안심하고 사용하셔도 좋습니다. 적정 사용온도는 0도~35도이며, 적정 보관온도는 -10도~70도입니다. 적정 온도보다 높거나 낮은 온도에서는 제품이 손상되거나 배터리 수명이 단축 될 수 있습니다.

WARRANTY

One Year Limited Warranty

Name of Product	HANDS 4
Model (Mouse / Receiver)	POUT-01401-01 / POUT-01402
Date of Purchasing	
Place of Purchasing	
Your name	

Copyright
Copyright © 2019 BROS&COMPANY INC. This manual is protected under copyright laws. No part of this manual may be reproduced, distributed, translated, or transmitted in any form or by any means, electronic or mechanical, including photocopying, recording, or storing in any information storage and retrieval system, without the prior written permission of BROS&COMPANY INC.

FCC ID: 2AQISPOUT-01401-01 (Wireless Charging Mouse)
FCC ID: 2AQISPOUT-01402 (Receiver)

We, BROS&COMPANY INC. declare that There will be FCC ID: 2AQISPOUT-01402 of Receiver in the User manual and Packing.

FCC Information to User
This equipment has been tested and found to comply with the limits for a Class B digital device, pursuant to Part 15 of the FCC Rules. These limits are designed to provide reasonable protection against harmful interference in a residential installation. This equipment generates, uses and can radiate radio frequency energy and, if not installed and used in accordance with the instructions, may cause harmful interference to radio communications. However, there is no guarantee that interference will not occur in a particular installation. If this equipment does cause harmful interference to radio or television reception, which can be determined by turning the equipment off and on, the user is encouraged to try to correct the interference by one of the following measures:

- Reorient or relocate the receiving antenna.
- Increase the separation between the equipment and receiver.
- Connect the equipment into an outlet on a circuit different from that to which the receiver is con-nected.
- Consult the dealer or an experienced radio/TV technician for help.

Caution
Modifications not expressly approved by the party responsible for compliance could void the user’s authority to operate the equipment.

FCC Compliance Information : This device complies with Part 15 of the FCC Rules. Operation is subject to the following two conditions: (1) This device may not cause harmful interference, and (2) this device must accept any interference received, including interference that may cause undesired operation.

This equipment complies with FCC radiation exposure limits set forth for an uncontrolled environment.