HÖSH

Born to care

Air Purifier

User manual

Please read and follow all safety rules and instructions in this manual before operating.

The product warranty is printed on the back of this guide, so please keep it in a safe place for future use.

This product is manufactured for use only in USA

Contents

About Hösh	3
Hösh Air Purifier overview	4
Features and functions	5
Specifications	6
Package contents	7
Installation and use	8
Care and maintenance	9
Safety instructions and warnings	11
Warranty	14

About Hösh

HÖSH is bringing health, care, comfort and cleanliness to the people we care the most about.

Combining high-tech in health care and futuristic ergonomic design we breathe a caring soul into every single air purifier we create. That's why HÖSH is a perfect fit for every family member.

It doesn't matter whether you are playing with kids under the roof of your native house or working with your computer. HÖSH will store your coziness, cleanliness and health. Anytime and anywhere.

Here at HÖSH we pay attention to design, comfort and style. We think a quality product deserve to look beautiful.

HÖSH. Born to care.

Sincerely yours,
HÖSH team

HÖSH is a young and completely unique brand with mature professional team.

HÖSH combines the best traditions of Scandinavian design and Korean high technologies. We want to make a difference by creating products which has a positive impact on your health and wellness.
A good health brings quality to our lives and family, and Hösh heart is beating for a cleaner and better environment. We care about invisible values like fresh air.

Vision
We see our products as a lifetime investment in health and a body insurance – for life.

Mission
Care for the quality of health, beauty, comfort and longevity of mankind.

Goal
Educate people how to improve their health and body function.

Means
Household and office appliances, ergonomic and health care devices and supplement products.

Product overview

Hösh Air Purifier cleans the air from 99,97% of harmful particles. It kills the bacteria and microorganisms that are present in the air and makes the air for breathing free from bacteria, mould, allergens, smoke and other particles.

Hösh Air Purifier cleans the air in 3 steps:

1) **A double active filter.** A 0.11” nano silver ion layer that kills bacteria and microorganisms, as well as a layer of 0.39” True Hepa Filter that catches 99,97% of all particles and allergens. The shape and composition of the filter maximises the airflow and efficiency.

2) **The carbon filter** eliminates chemicals, smells, smoke and rest of bacteria from the air.

3) **The ioniser** creates negative ions and improves the balance between positive and negative ions in the air. This increases the ability to absorb oxygen into the body, thereby increasing the production of hemoglobin, improving the heart and respiratory function, digestive system and immune system, making the body more alert. The negative ions also remove bacteria, mould, dust and other allergens.

Product features and functions

HEPA filter
HEPA filter if is a very efficient air filter that filters out the entire 99.97% of particles with size 0.3 micrometers in diameter. Particles of this size are the most difficult to filter. The filter should be changed every 3-4 months for best experience.

Carbon filters
A carbon filter is a filter containing activated charcoal. The filter's function is to absorb odor when a fan draws air through it. After a while, the activated carbon becomes saturated and must be replaced to ensure that the filter still works properly.

Ionizer
Ionizers create negative ions using electricity and then discharge them into the air. These negative ions attach to positively charged particles in the room, such as dust, bacteria, pollen and smoke. Ionization improves the purification of the released air and prevents from stress and anxiety. Positive ions in the air make us feel tired, depressed and easily irritated. Ionizer is adding negative ions to the indoor air, the airborne contaminating air particles get to one another and thus become too heavy to stay in the air and therefore fall on the floor. When they are removed from the air, they also do not end up in our bodies via our lungs. Research shows that air filled with negative ions improves the condition of patients with asthma, hay fever, depression, fatigue and headache.

Essential oil diffuser
Essential oil diffuser runs a silent cost-effective fan that broadcasts a fragrant aroma scent using your favorite essential oils. Natural aroma enhance a pure air with healthy spirit in just a few minutes in a safe way without using a fire.

Fan
Cost-effective and powerful fan works with USB using less than 2W power, having an application area of 215 ft2 and air flow of 2120 2120 ft3/h. Despite its capabilities the fan is quiet. It will not disturb while you are sleeping or if you place it next to your computer.

LED lamp
LED lamp emits pleasant soft and cost-effective light.

Unit specifications

Weight	1.3 lbc
Dimensions	L: 7.48″ W: 5.1″ H: 7″
Operating temperature range	-20-50°C
Storage temperature range	-20-50°C
Air flow	30 CFM (2120 ft^3/h)
Strength	<2 W
Sound level	32 dB
Application area	215 ft^2
Power source	USB / adapter

Package contents

Hösh Air Purifier

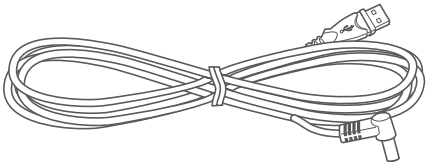

USB Cable

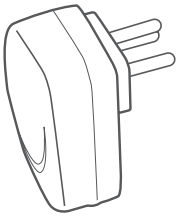

Adapter

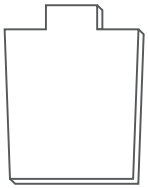

Cotton Applicator for Aroma Oil

Installation and use

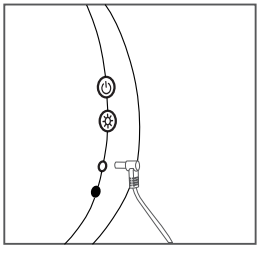

1. Connect the USB cable



2. Plug into a main socket

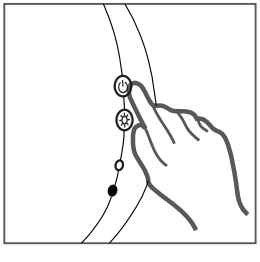

3. Press the power button once to turn the unit on.
Press a second time to turn it off.

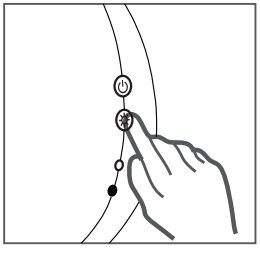

4. Press the LED button once to turn light on.
Press a second time to turn it off.

Care and maintenance

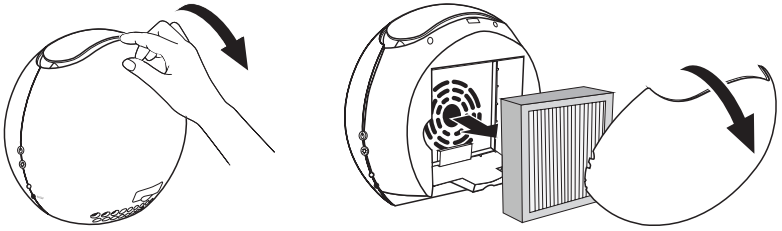

Replacing filter

To replace a Hepa filter take the cover down, replace the filter and put the cover back.
The filter lifespan depends on the frequency of use and pollution concentration in the air.
Hösh recommends to replace filter each 3-4 months.

Care and maintenance

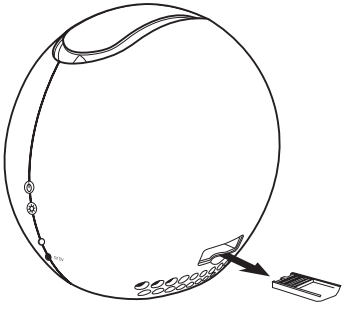



Adding aroma oils

Pull the aroma box out. Add 2-3 drops of aroma oil onto a cotton applicator. Insert the box back into a unit.

Replace the cotton applicator at least every 3-4 months. We strongly suggest only to use one kind of oil on the cotton.

Safety instructions and warnings

Before operating this equipment, carefully read and follow these safety cautions and instructions to avoid damage and ensure safe use.

Ensure filter is inserted before running unit running unit without filters can shorten the units life and cause electric shock or injury.

Be sure foreign objects are NOT inserted into the vents on the unit objects can include pins, rods, and coins.

Do not touch any part of the interior of the unit with wet hands the high voltage may cause electric shock. Ensure unit intake and outlet vents do not become blocked blockage may lead to increased internal temperatures causing product failure and deformation.

Do not use the unit as a step stool or place heavy objects on it personal injury may occur or product failure and deformation.

Children should be supervised to ensure that they do not play with the appliance.

Unplug the appliance during filling and/or cleaning. Do not use detergent to clean any part of the purifier.

Do not use detergent to clean any part of the purifier.

Do not place anything over moisture outlet when the appliance is operating.

Do not repair or modify the unit unless specifically recommended in this manual. All other repairs should be completed by a qualified technician.

The plug for this unit is polarized with one blade wider than the other. Do not force the plug into an electrical outlet. Do not alter the plug in any way. If the does not fit into the outlet, reverse the plug. If it still does not fit, contact a qualified technician to install a proper outlet.

Do not use if the power cord or plug is damaged or the connection to the wall outlet is loose.

Use AC 120V only.

Do not damage, break, forcefully bend, pull, twist, bundle, coat, pinch, or place heavy objects on the power cord.

Periodically remove dust from the power plug. This will reduce the risk of shock due to humidity build up.

If the power plug is damaged, it must be replaced by the manufacturer or a qualified technician.

Safety instructions and warnings

Remove the power plug from the outlet before cleaning the unit. When removing the power plug, grasp by holding the plug itself, never hold by the cord.

Remove the power plug from the outlet when not in use.

Do not handle the power plug with wet hands.

Do not operate the unit when using indoor smoke-generating insecticides.

Do not clean unit with benzene or paint thinner. Do not spray insecticides on the unit.

Do not use the unit where it is humid or where the unit may become wet, such as the bathroom.

Do not insert fingers or foreign objects into air intake or outlet.

Do not use the unit near flammable gases. Do not use near cigarettes, incense, or other spark-creating items.

Unit will not remove carbon monoxide emitted from heating appliances or other sources.

Do not block the intake or outlet vents.

Do not use near hot objects, such as a stove.

Do not use where the unit may come into contact with steam.

Do not use the unit on its side.

Keep away from products that generate oily residue, such as a deep fryer.

Do not use detergent to clean the unit.

Do not operate without a filter.

Do not wash and reuse the True HEPA Filter or the CD Carbon Filter.

Hold the handle on the back of the unit to transport. Do not hold by the front panel.

Do not pull on the power cord when unplugging the unit.

Do not touch the plug with wet hands.

Do not plug additional appliances into the same outlet or power supply.

Unplug unit when not in operation for extended periods of time.

Safety instructions and warnings

Do not tie or knot power cord when unit is in operation.

Do not unplug or move the unit while in operation If the unit becomes submerged in water, unplug it and contact customer service.

Cord can become damaged by forcefully bending, pulling, twisting, bundling, pinching or placing heavy objects on it.

Warning
Follow these instructions to reduce the risk of serious injury or death and to reduce risk of damaging the unit.

Please note that changes or modifications of this product is not expressly approved by the party responsible for compliance could void the user's authority to operate the equipment.

NOTE: This equipment has been tested and found to comply with the limits for a Class B digital device, pursuant to Part 15 of the FCC Rules. These limits are designed to provide reasonable protection against harmful interference in a residential installation. This equipment generates, uses and can radiate radio frequency energy and, if not installed and used in accordance with the instructions, may cause harmful interference to radio communications. However, there is no guarantee that interference will not occur in a particular installation.

If this equipment does cause harmful interference to radio or television reception, which can be determined by turning the equipment off and on, the user is encouraged to try to correct the interference by one or more of the following measures:

-- Reorient or relocate the receiving antenna.
-- Increase the separation between the equipment and receiver.
-- Connect the equipment into an outlet on a circuit different from that to which the receiver is connected.
-- Consult the dealer or an experienced radio/TV technician for help.

Warranty

The terms of the warranty are as follows.

This product is manufactured under stringent quality control and inspections.

Warranty void if product failure is a result of negligence or misuse by the consumer, shipping and service fees may be incurred even during the warranty period.

The warranty must be presented upon bringing the product for service.

Store the warranty in a safe place, as it cannot be reissued.

This warranty is valid only in the USA and Canada.

Product Name	Hösh Air Purifier
Model	Air Purifier
Purchase date	
Warranty period	
Place of purchase	
Place of purchase telephone number / email	
Customer name	
Customer address	
Customer telephone / e-mail	

After purchase, be sure to complete all of the above information.

Limited warranty

Hösh, Inc. (“Hosh”) warrants the parts of the machine to be free of defects in material and workmanship and provides service and support for 1 year from the date of purchase by the original consumer.

If any part is found to be defective during the warranty period, your sole and exclusive remedy will be repair or replacement of the defective part at Hosh’ option and expense.

This warranty does not cover damage caused by use of non-Hosh approved filters or failure to follow the recommended replacement schedule.

This warranty does not apply in cases of abuse, mishandling, failure to comply with product usage standards, operation using an improper power supply (other than listed on the label), or unauthorized repair.

Hösh reserves the right to charge the consumers for any additional costs incurred by Hösh to provide parts or services outside of the country where the air purifier is initially sold by an authorized reseller.
This warranty does not include the air purifiers’ replaceable filters, this is an expendable part that can wearout from normal use before 3 months expire.

ANY IMPLIED WARRANTY, INCLUDING THAT OF MERCHANTABILITY OR FITNESS FOR A PARTICULAR PURPOSE, IS HEREBY LIMITED IN DURATION TO THE APPROPRIATE WARRANTY PERIOD SET FORTH ABOVE.

In no event shall Hosh be liable for any consequential or incidental damages attributable to this product. This warranty gives you specific legal rights.

The duration, terms, and conditions of this warranty are valid worldwide, except where different limitations, restrictions, or conditions may be required by local law.

For more details or to obtain service under this warranty, please contact us or your dealer.

Designed by Hösh in Florida. Assembled in China.

Hösh Inc., 327 Plaza Real Suite, 320 Boca Raton, USA, Florida, FL 33432
TM and © 2018 Hösh Inc. All rights reserved