D56C

TRUE WIRELESS STEREO EARPHONES

D56C INSTRUCTION

Product Overview

1. Charging Case LED Light
2. Charging Port
3. Multifunctional Button
4. Earphone LED
5. Magnetic Charging Pin
6. L / R Logo
7. Speaker
8. Earphone Mic

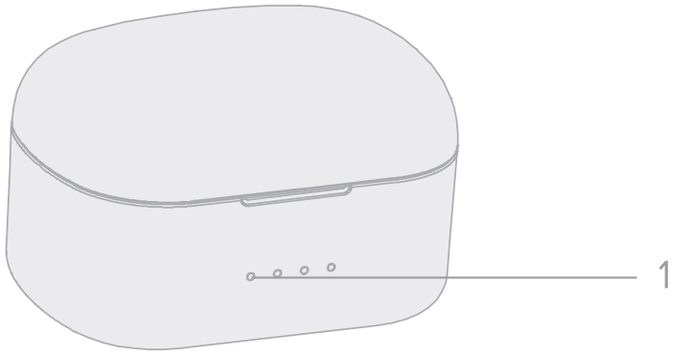

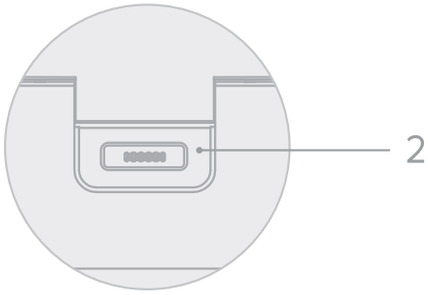

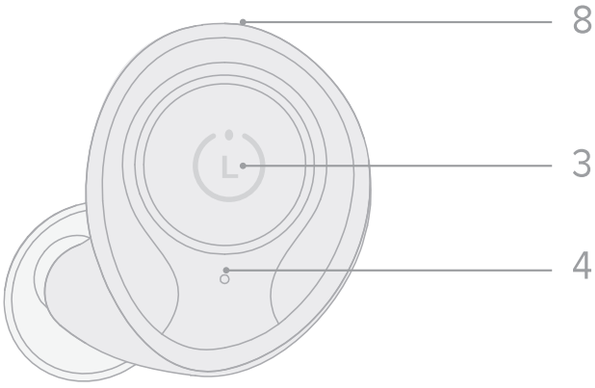

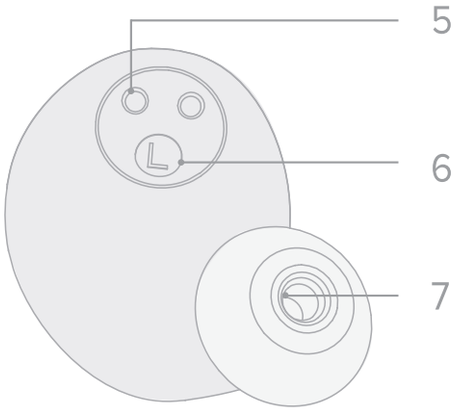

Wearing

Step 1: Choose the suitable eartips

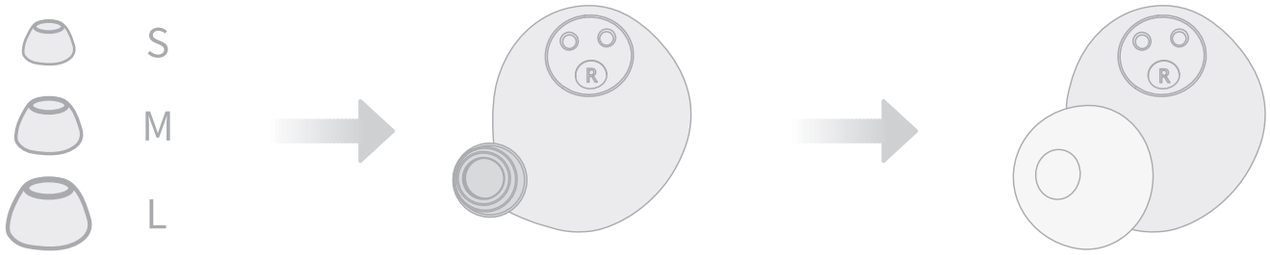

Step 2: Wear it and adjust to a comfortable position

(Please distinguish between the Left and Right earphone)

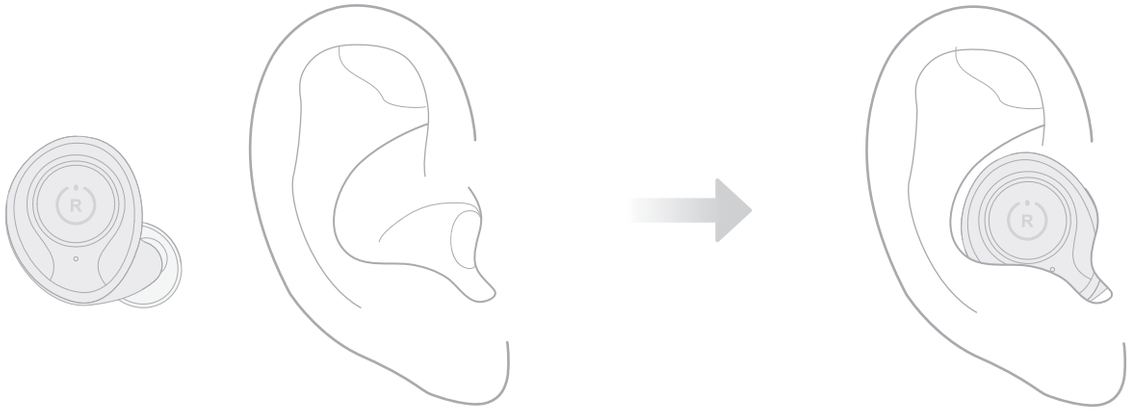

Power On & Pairing

Approach 1 - With Charging Case

1. Take out earphones from the charging case

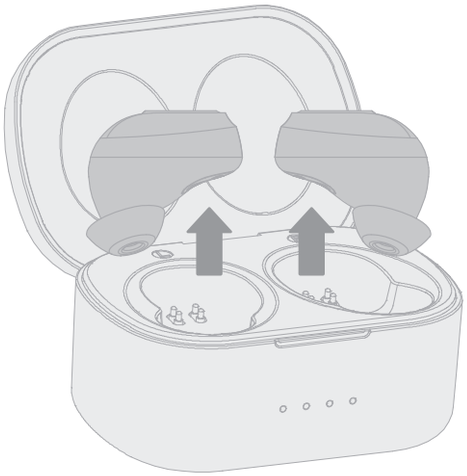

2. Select ‘D56C’ from Bluetooth list

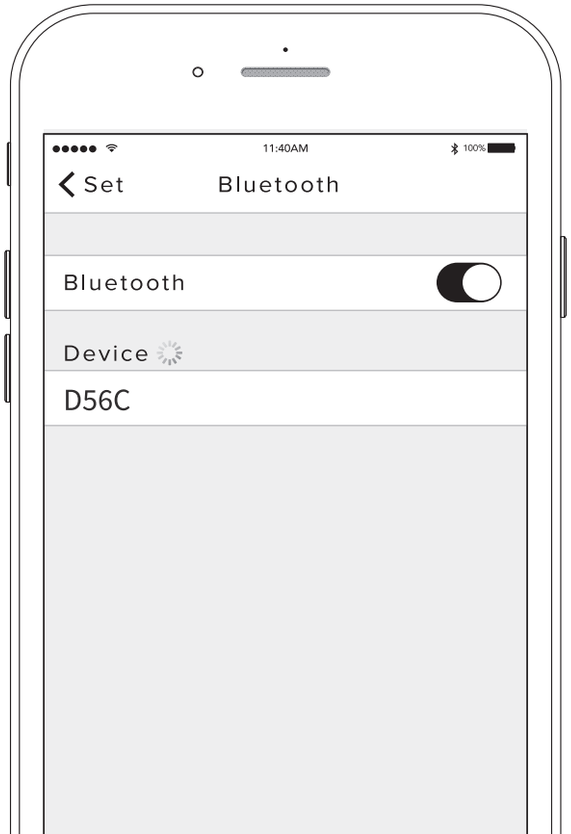

Approach 2 - Without Charging Case

1. Power On: Touch the earphones for 1 second. Release when you hear the prompt sound 'Power on' with Blue light on.

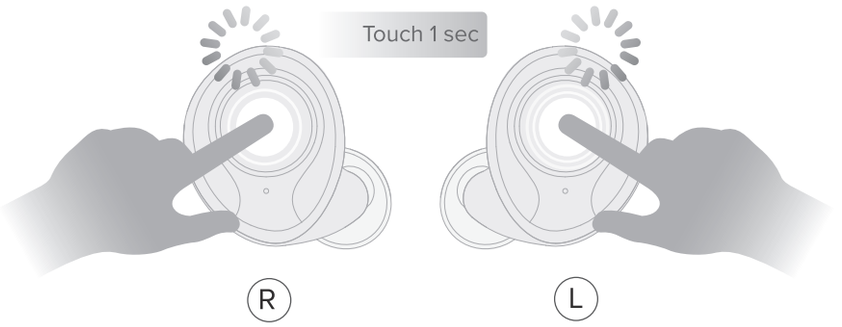

2. Pairing: Earphones will pair automatically with Left earphone Blue and White light flash alternately

3. Select 'D56C-R' from the device's Bluetooth list

Note: Right earphone is the master earphone

Incoming call

Answer call/End call

Tap the Left / Right earphone once

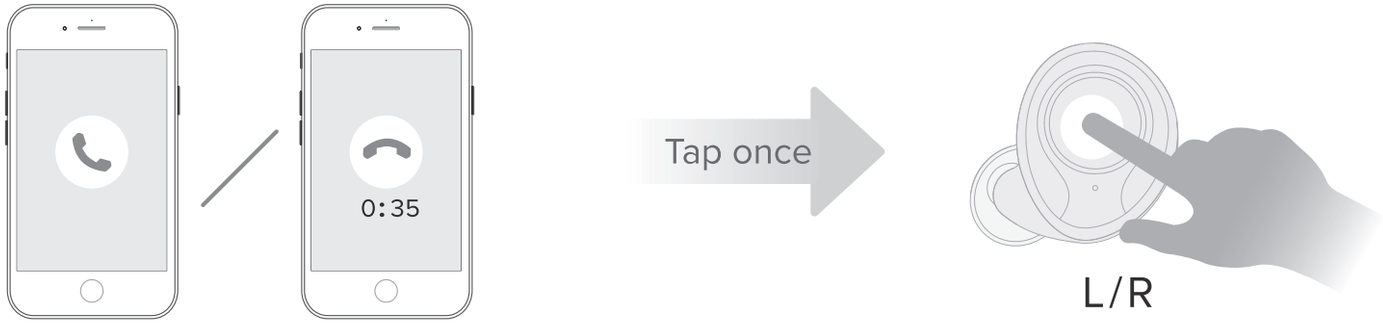

Reject call

Double-tap the Left / Right earphone

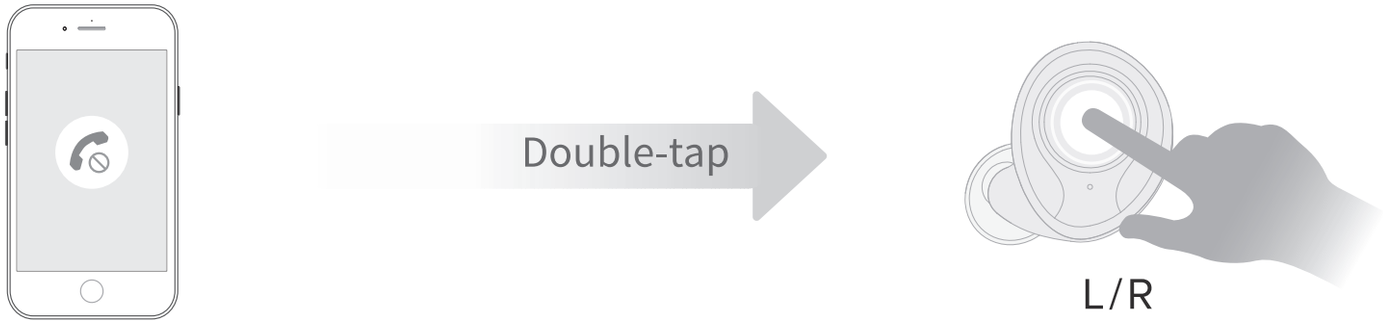

Music

Pause / Play

Tap the Left / Right earphone once to pause / play music in the music mode

(Some phones may require to start a media player first)

L/R

Voice Assistant

Tap the Left / Right earphone 3 times, your device's Voice Assistant will be activated with the 'Beep' prompt sound.

L/R

Next Song

Touch and hold the Right earphone

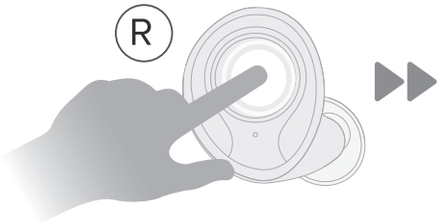

Previous Song

Touch and hold the Left earphone

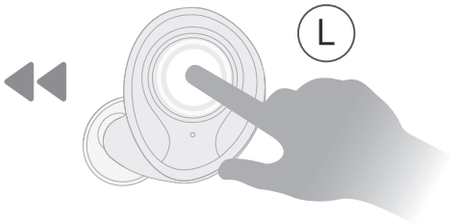

Adjust Volume

Double-tap the Left earphone to decrease volume

Double-tap the Right earphone to increase volume

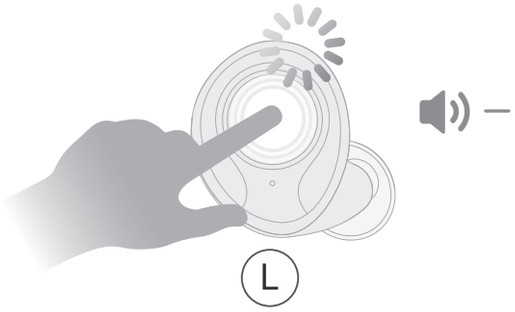

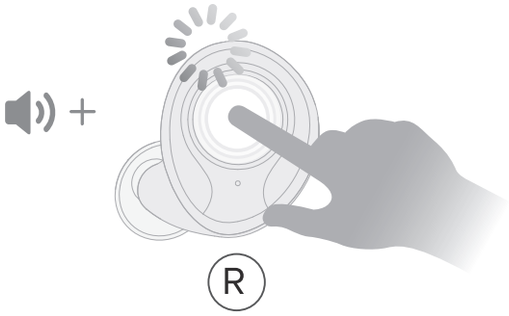

Power Off

Mode 1
With Charging Case

Put the earphones back to the charging case, they will power off automatically.

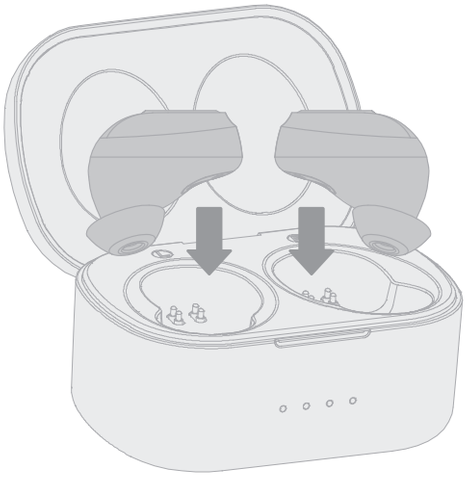

Mode 2
Without Charging Case

1. Turn off Bluetooth to disconnect the earphones
2. Touch either one earphone for 4 seconds to power off both earphones

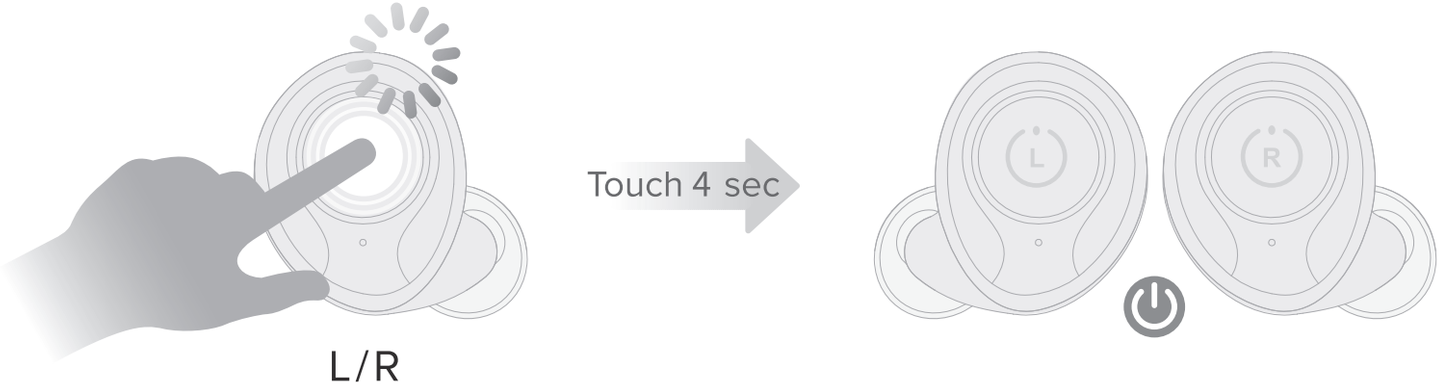

Charging

Earphones Charging Status

Earphones white LED light on: Charging

Earphones white LED light off: Fully charged

Note: It takes about 1.5 hours to fully charge the earphones

Charging Case Charging Status

Lights on charging case stand for the remaining battery capacity

Note: It takes about 1.5-2 hours to fully charge the charging case





1/4 Battery Left

2/4 Battery Left

3/4 Battery Left

Fully charged

Wireless Charging Supported

We recommend you to use wireless charging pad with Qi certificate

Note: It takes about 2 hours to fully charge the charging case

This device complies with Part 15 of the FCC Rules. Operation is subject to the following two conditions: (1) this device may not cause harmful interference, and (2) this device must accept any interference received, including interference that may cause undesired operation.

Changes or modifications to this unit not expressly approved by the party responsible for compliance could void the user's authority to operate the equipment.

NOTE: This equipment has been tested and found to comply with the limits for a Class B digital device, pursuant to Part 15 of the FCC Rules. These limits are designed to provide reasonable protection against harmful interference in a residential installation. This equipment generates, uses and can radiate radio frequency energy and, if not installed and used in accordance with the instructions, may cause harmful interference to radio communications. However, there is no guarantee that interference will not occur in a particular installation. If this equipment does cause harmful interference to radio or television reception, which can be determined by turning the equipment off and on, the user is encouraged to try to correct the interference by one or more of the following measures:

-- Reorient or relocate the receiving antenna.
-- Increase the separation between the equipment and receiver.
-- Connect the equipment into an outlet on a circuit different from that to which the receiver is connected.
-- Consult the dealer or an experienced radio/TV technician for help.

This device and its antenna(s) must not be co-located or operation in conjunction with any other antenna or transmitter.

Radiation Exposure Statement

The device has been evaluated to meet general RF exposure requirement. in portable exposure condition without restriction.