Appendix Test Data

Report No.:	18220WC30005101	Test Sample No.:	1-2-2
Start Test Date:	2023.1.12	Finish Test Date:	2023.1.13
Test Engineer:	Tony.He	Auditor:	Edward.Pan
Temperature:	24.3℃	Relative Humidity:	47 %
Pressure:	1012 hPa		

Appendix A: DTS Bandwidth

Test Result

Test Mode	Antenna	Frequency[MHz]	DTS BW [MHz]	FL[MHz]	FH[MHz]	Limit[MHz]	Verdict
BLE_1M	Ant1	2402	0.696	2401.656	2402.352	0.5	PASS
		2440	0.696	2439.648	2440.344	0.5	PASS
		2480	0.680	2479.664	2480.344	0.5	PASS

Test Graphs

BLE_1M_Ant1_2402

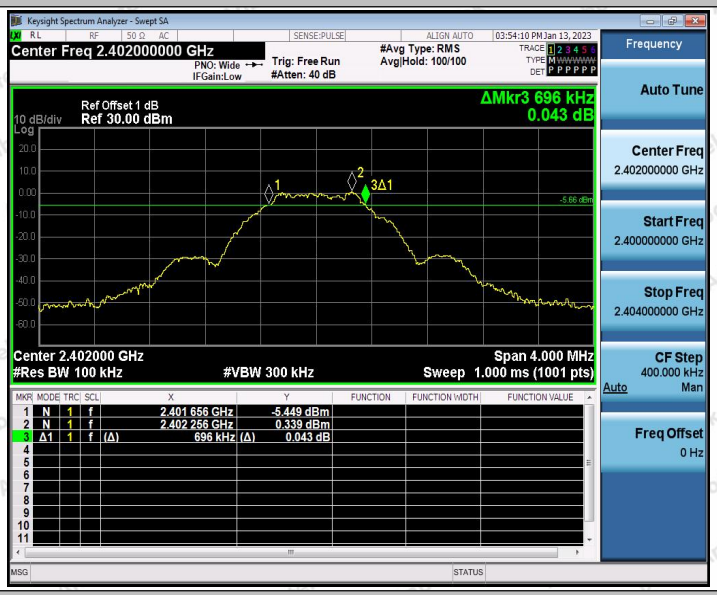

BLE_1M_Ant1_2440

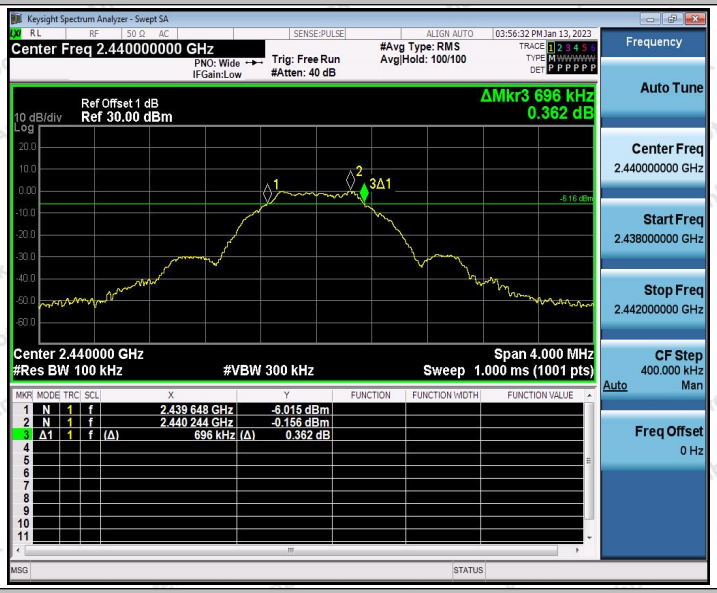

BLE_1M_Ant1_2480

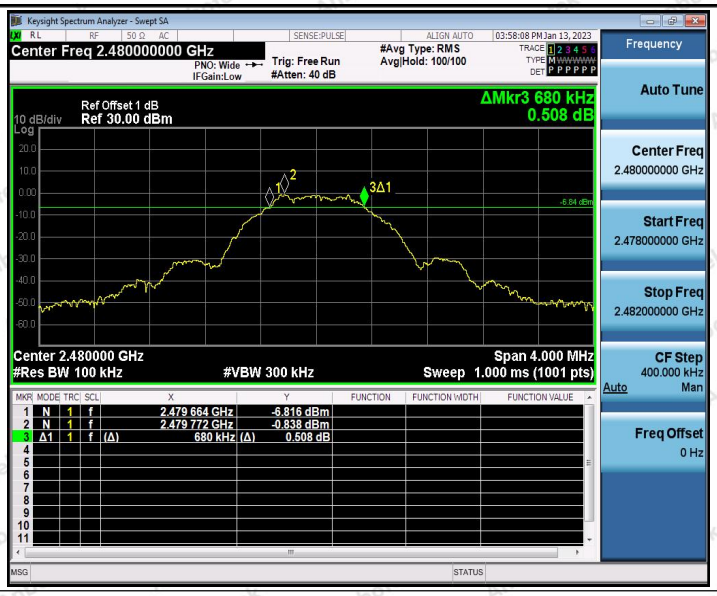
Keysight Spectrum Analyzer - Swept SA
Center Freq 2.480000000 GHz
PNO: Wide
IFGain:Low
Trig: Free Run
#Atten: 40 dB
#Avg Type: RMS
Avg|Hold: 100/100
03:58:08 PM Jan 13, 2023
Ref Offset 1 dB
10 dB/div
Ref 30.00 dBm
ΔMkr3 680 kHz
0.508 dB
-6.84 dBm
Center 2.480000 GHz
#Res BW 100 kHz
#VBW 300 kHz
Span 4.000 MHz
Sweep 1.000 ms (1001 pts)
1 N 1 f 2.479 664 GHz -6.816 dBm
2 N 1 f 2.479 772 GHz -0.838 dBm
3 Δ1 1 f (Δ) 680 kHz (Δ) 0.508 dB
Frequency
Auto Tune
Center Freq
2.480000000 GHz
Start Freq
2.478000000 GHz
Stop Freq
2.482000000 GHz
CF Step
400.000 kHz
Auto Man
Freq Offset
0 Hz

Appendix B: Occupied Channel Bandwidth

Test Result

Test Mode	Antenna	Frequency[MHz]	OCB [MHz]	FL[MHz]	FH[MHz]
BLE_1M	Ant1	2402	1.0369	2401.4969	2402.5338
		2440	1.0347	2439.4966	2440.5313
		2480	1.0329	2479.4968	2480.5297

Test Graphs

BLE_1M_Ant1_2402

BLE_1M_Ant1_2440

BLE_1M_Ant1_2480

Keysight Spectrum Analyzer - Occupied BW
Center Freq 2.480000000 GHz
Center Freq: 2.480000000 GHz
Trig: Free Run
Avg|Hold: 100/100
#Atten: 40 dB
Radio Std: None
Radio Device: BTS
Frequency
Ref Offset 1 dB
10 dB/div
Ref 30.00 dBm
Mkr1 2.479976 GHz
-3.0247 dBm
Center Freq
2.480000000 GHz
Center 2.48 GHz
#Res BW 43 kHz
#VBW 130 kHz
Span 4 MHz
Sweep 2.067 ms
CF Step
400.000 kHz
Auto
Man
Occupied Bandwidth
1.0329 MHz
Total Power
6.68 dBm
Transmit Freq Error
13.251 kHz
OBW Power
99.00 %
x dB Bandwidth
1.264 MHz
x dB
-26.00 dB
Freq Offset
0 Hz

Appendix C: Maximum conducted output power

Test Result Peak

Test Mode	Antenna	Frequency[MHz]	Conducted Peak Power[dBm]	Conducted Limit[dBm]	Verdict
BLE_1M	Ant1	2402	1.35	≤30	PASS
		2440	0.91	≤30	PASS
		2480	0.30	≤30	PASS

Test Graphs Peak

BLE_1M_Ant1_2402

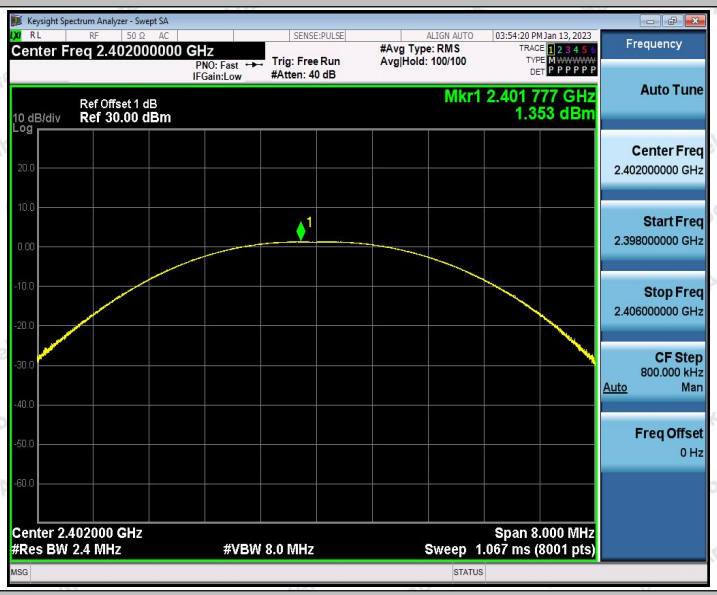

BLE_1M_Ant1_2440

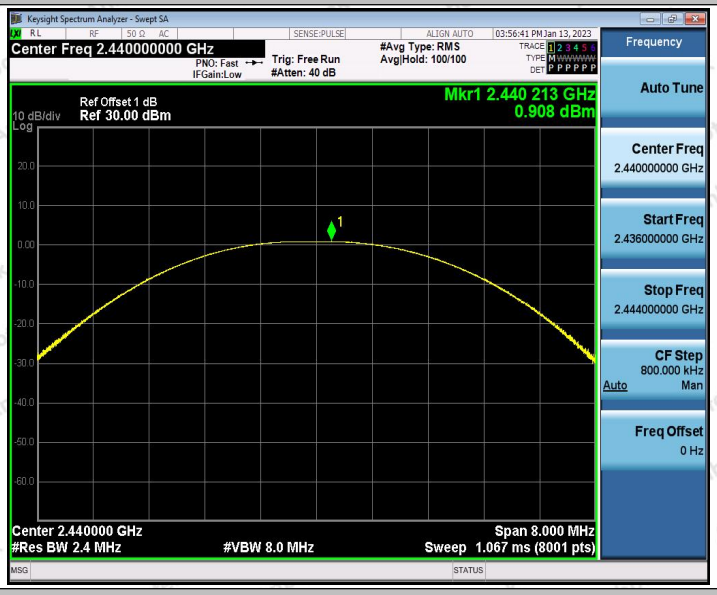

BLE_1M_Ant1_2480

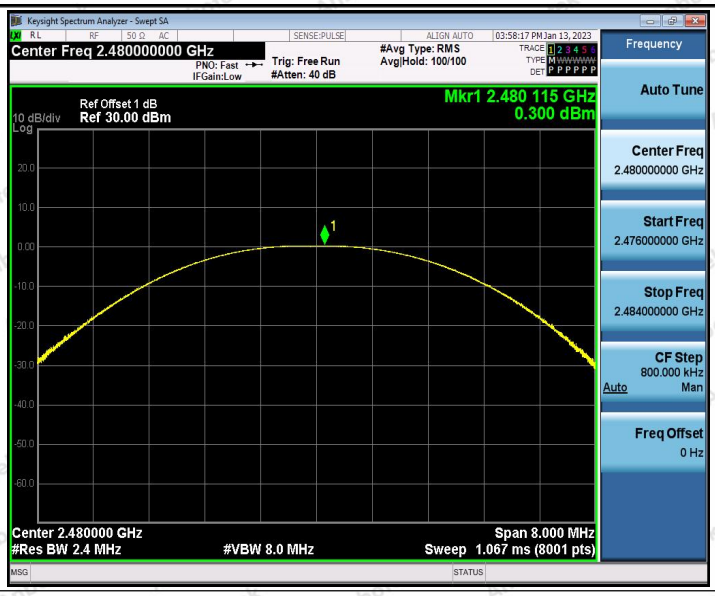
Keysight Spectrum Analyzer - Swept SA
Center Freq 2.480000000 GHz
PNO: Fast
IFGain:Low
Trig: Free Run
#Atten: 40 dB
#Avg Type: RMS
Avg|Hold: 100/100
03:58:17 PM Jan 13, 2023
Ref Offset 1 dB
10 dB/div
Ref 30.00 dBm
Log
Mkr1 2.480 115 GHz
0.300 dBm
Center 2.480000 GHz
#Res BW 2.4 MHz
#VBW 8.0 MHz
Span 8.000 MHz
Sweep 1.067 ms (8001 pts)
Frequency
Auto Tune
Center Freq
2.480000000 GHz
Start Freq
2.476000000 GHz
Stop Freq
2.484000000 GHz
CF Step
800.000 kHz
Auto
Man
Freq Offset
0 Hz

Appendix D: Maximum power spectral density

Test Result

TestMode	Antenna	Frequency[MHz]	Result[dBm/3kHz]	Limit[dBm/3kHz]	Verdict
BLE_1M	Ant1	2402	-13.78	≤8.00	PASS
		2440	-14.24	≤8.00	PASS
		2480	-14.83	≤8.00	PASS

Test Graphs

BLE_1M_Ant1_2402

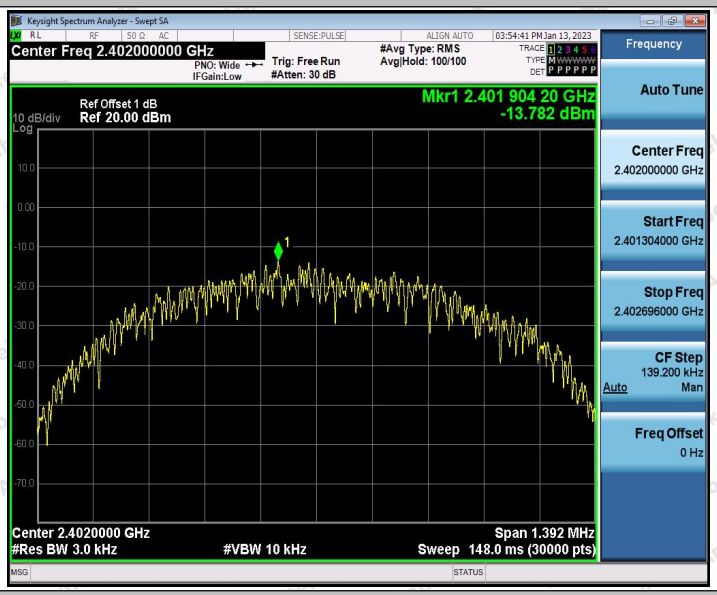

BLE_1M_Ant1_2440

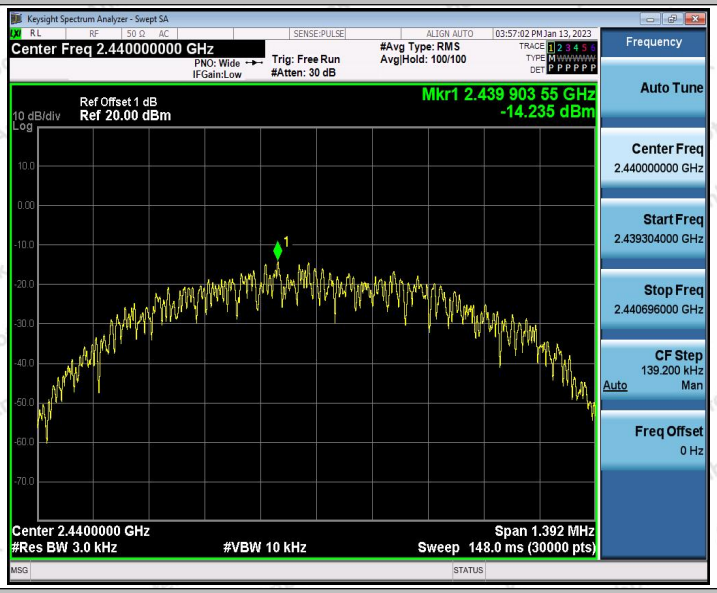

BLE_1M_Ant1_2480

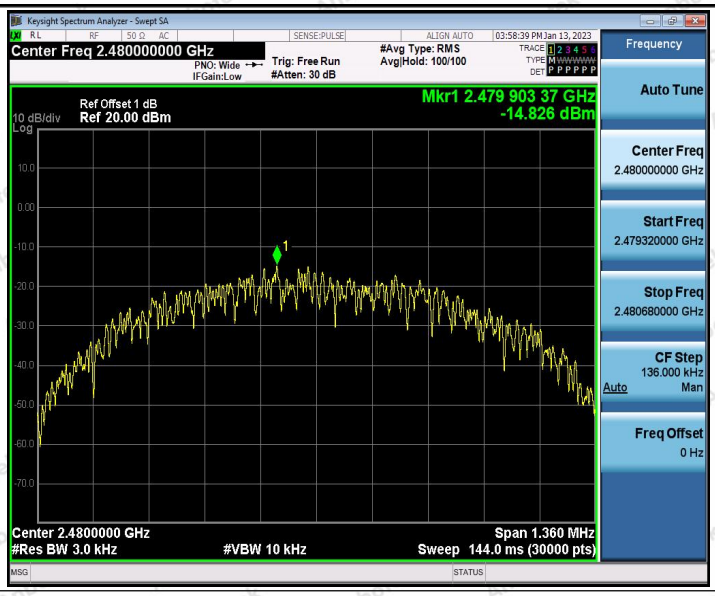
Keysight Spectrum Analyzer - Swept SA
Center Freq 2.480000000 GHz
PNO: Wide
IFGain:Low
Trig: Free Run
#Atten: 30 dB
#Avg Type: RMS
Avg|Hold: 100/100
03:58:39 PM Jan 13, 2023
Ref Offset 1 dB
10 dB/div
Ref 20.00 dBm
Log
Mkr1 2.479 903 37 GHz
-14.826 dBm
Center 2.4800000 GHz
#Res BW 3.0 kHz
#VBW 10 kHz
Span 1.360 MHz
Sweep 144.0 ms (30000 pts)
Frequency
Auto Tune
Center Freq
2.480000000 GHz
Start Freq
2.479320000 GHz
Stop Freq
2.480680000 GHz
CF Step
136.000 kHz
Auto
Man
Freq Offset
0 Hz

Appendix E: Band edge measurements

Test Result

TestMode	Antenna	ChName	Frequency [MHz]	RefLevel[dBm]	Result[dBm]	Limit[dBm]	Verdict
BLE_1M	Ant1	Low	2402	0.63	-56.64	≤-19.37	PASS
		High	2480	-0.43	-57.42	≤-20.43	PASS

Test Graphs

BLE_1M_Ant1_Low_2402

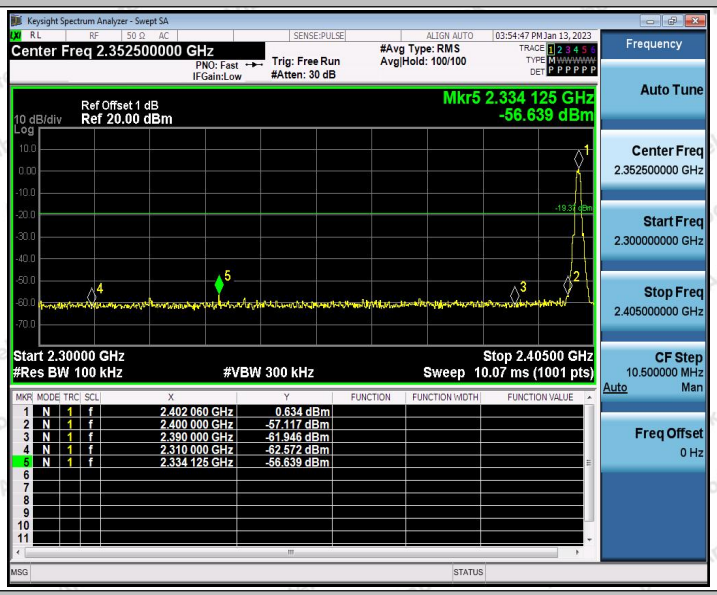

BLE_1M_Ant1_High_2480

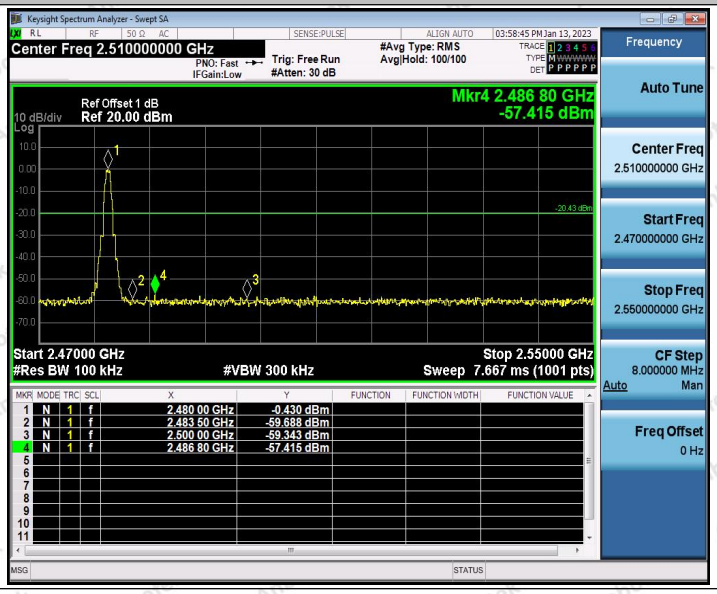

Appendix F: Conducted Spurious Emission

Test Result

TestMode	Antenna	Frequency [MHz]	FreqRange [MHz]	RefLevel [dBm]	Result[dBm]	Limit[dBm]	Verdict
BLE_1M	Ant1	2402	Reference	-0.35	-0.35	---	PASS
			30~1000	-0.35	-68.59	≤-20.35	PASS
			1000~26500	-0.35	-53.14	≤-20.35	PASS
		2440	Reference	-0.92	-0.92	---	PASS
			30~1000	-0.92	-68.91	≤-20.92	PASS
			1000~26500	-0.92	-52.56	≤-20.92	PASS
		2480	Reference	-0.68	-0.68	---	PASS
			30~1000	-0.68	-69.03	≤-20.68	PASS
			1000~26500	-0.68	-53.32	≤-20.68	PASS

Test Graphs

BLE_1M_Ant1_2402_0~Reference

BLE_1M_Ant1_2402_30~1000

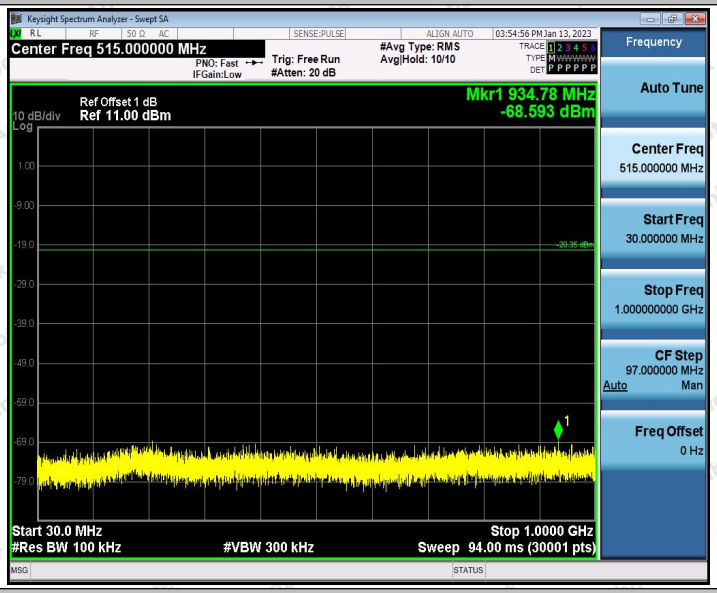

BLE_1M_Ant1_2402_1000~26500

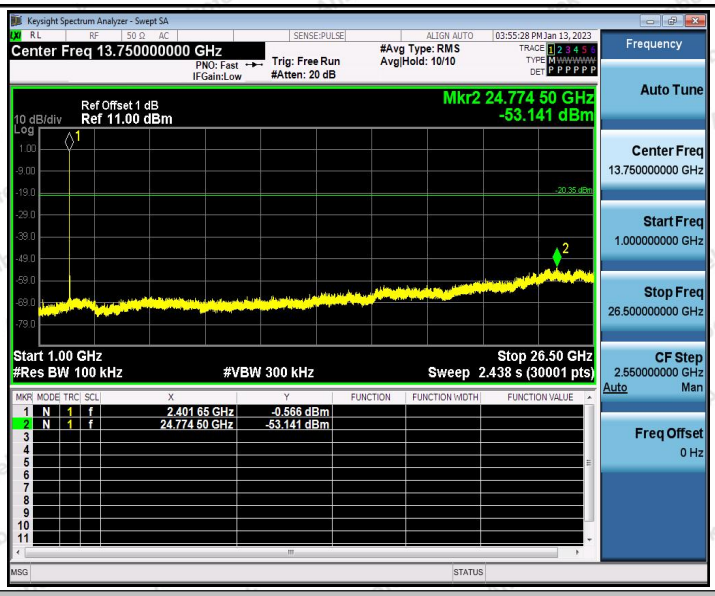

BLE_1M_Ant1_2440_0~Reference

BLE_1M_Ant1_2440_30~1000

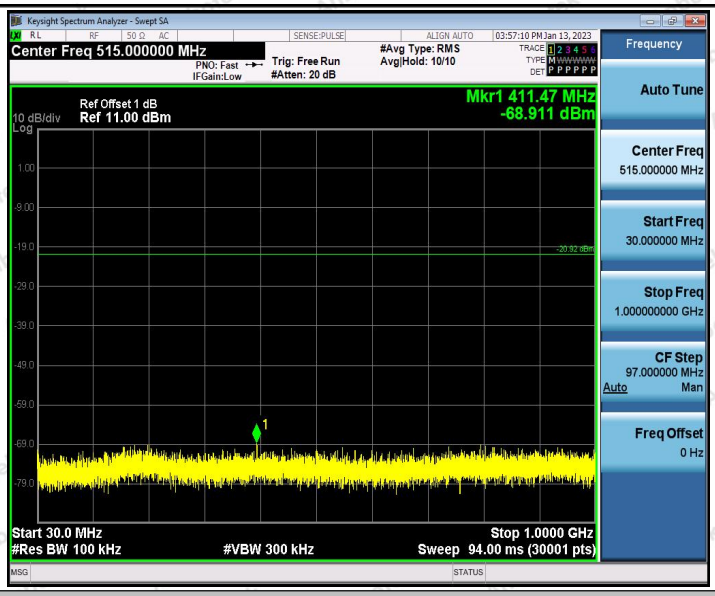

BLE_1M_Ant1_2440_1000~26500

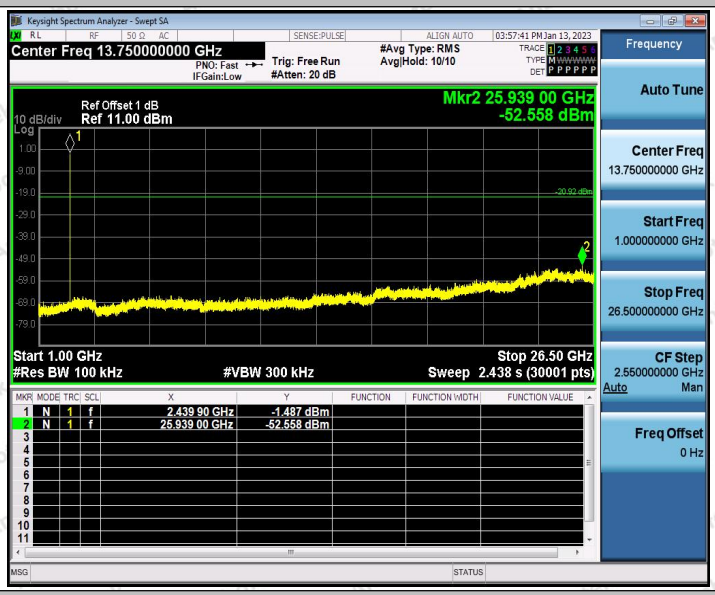

BLE_1M_Ant1_2480_0~Reference

BLE_1M_Ant1_2480_30~1000

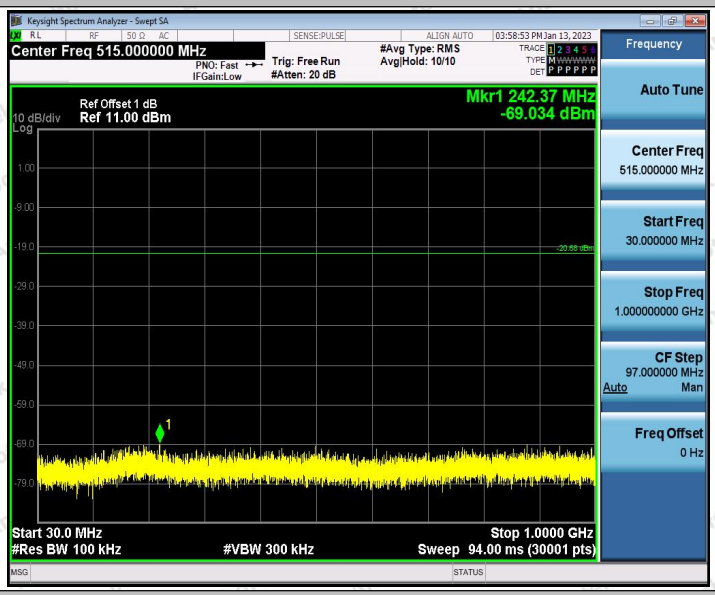

BLE_1M_Ant1_2480_1000~26500

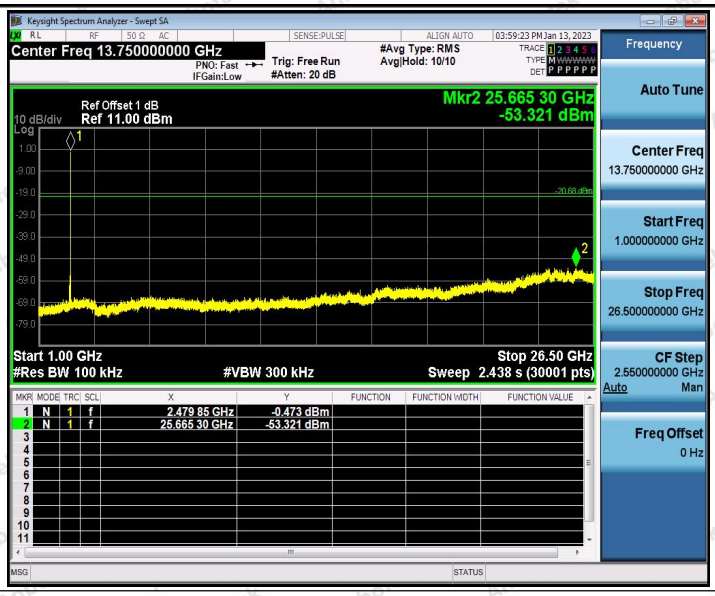
Keysight Spectrum Analyzer - Swept SA
Center Freq 13.750000000 GHz
PNO: Fast
IFGain:Low
Trig: Free Run
#Atten: 20 dB
#Avg Type: RMS
Avg|Hold: 10/10
03:59:23 PM Jan 13, 2023
Ref Offset 1 dB
10 dB/div
Ref 11.00 dBm
Mkr2 25.665 30 GHz
-53.321 dBm
Start 1.00 GHz
#Res BW 100 kHz
#VBW 300 kHz
Stop 26.50 GHz
Sweep 2.438 s (30001 pts)
1 N 1 f 2.479 85 GHz -0.473 dBm
2 N 1 f 25.665 30 GHz -53.321 dBm
Frequency
Auto Tune
Center Freq
13.750000000 GHz
Start Freq
1.000000000 GHz
Stop Freq
26.500000000 GHz
CF Step
2.550000000 GHz
Auto Man
Freq Offset
0 Hz

Appendix G: Duty Cycle

Test Result

TestMode	Antenna	Frequency[MHz]	ON Time [ms]	Period [ms]	Duty Cycle [%]	Duty Cycle Factor[dB]
BLE_1M	Ant1	2402	0.38	0.63	60.32	2.20
		2440	0.38	0.63	60.32	2.20
		2480	0.38	0.63	60.32	2.20

Test Graphs

BLE_1M_Ant1_2402

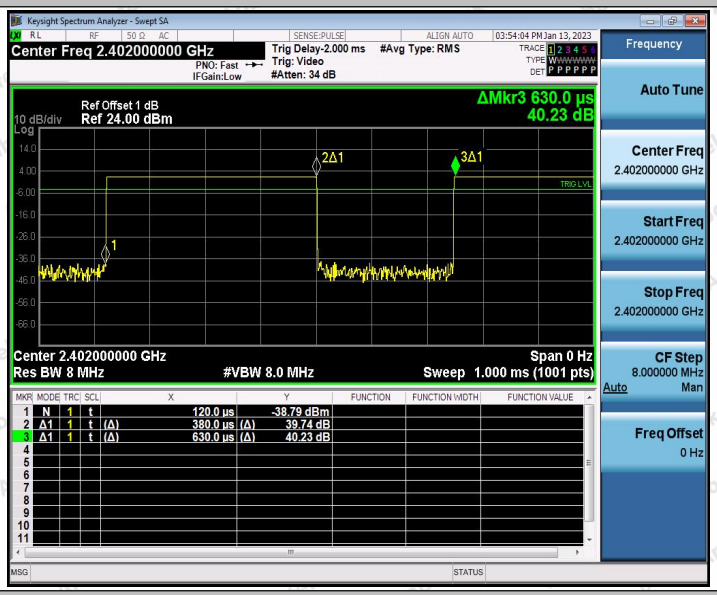

BLE_1M_Ant1_2440

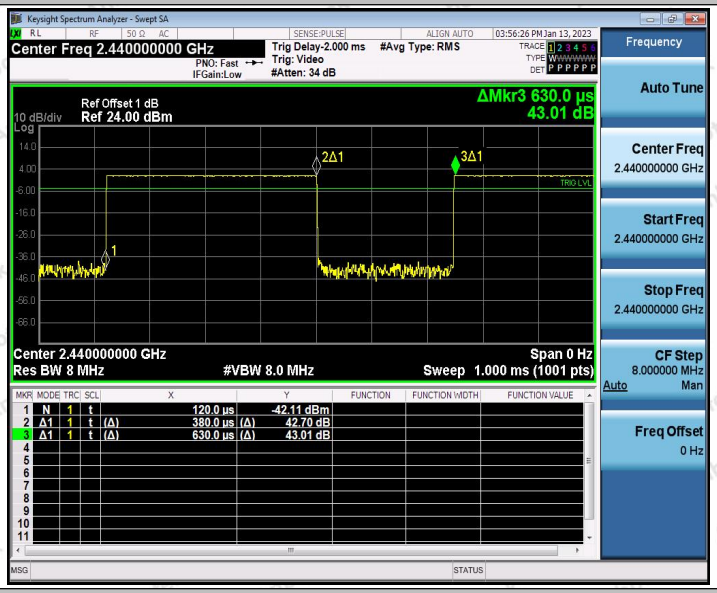

BLE_1M_Ant1_2480

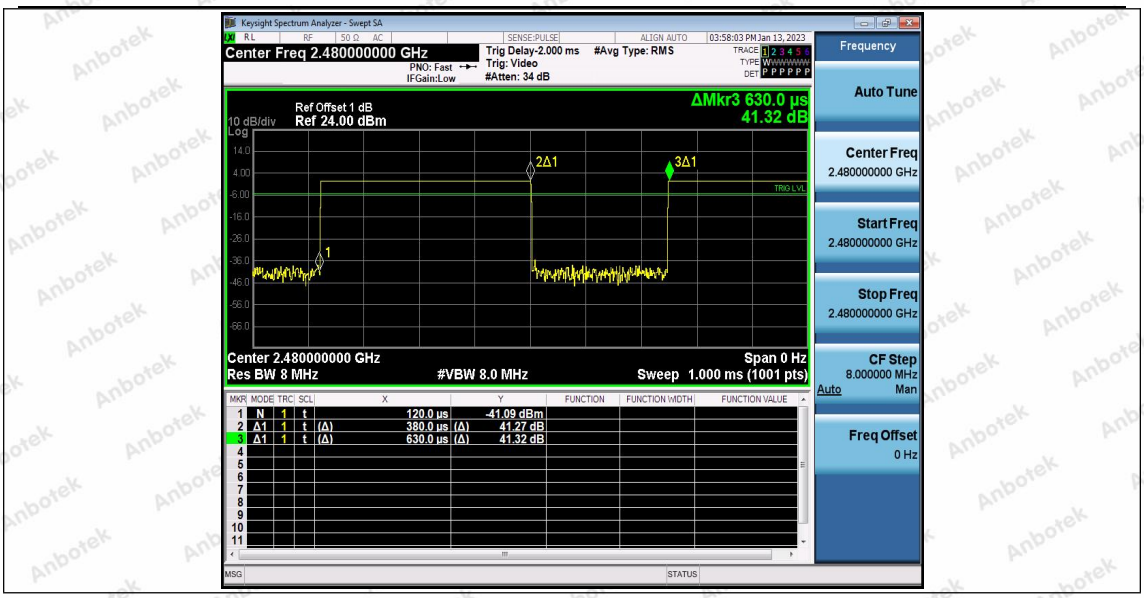
Keysight Spectrum Analyzer - Swept SA
Center Freq 2.480000000 GHz
Trig Delay-2.000 ms
Trig: Video
#Atten: 34 dB
#Avg Type: RMS
Frequency
Auto Tune
Center Freq
2.480000000 GHz
Start Freq
2.480000000 GHz
Stop Freq
2.480000000 GHz
CF Step
8.000000 MHz
Freq Offset
0 Hz
ΔMkr3 630.0 µs
41.32 dB
Ref Offset 1 dB
10 dB/div
Ref 24.00 dBm
Center 2.480000000 GHz
Span 0 Hz
Res BW 8 MHz
#VBW 8.0 MHz
Sweep 1.000 ms (1001 pts)
1 N 1 t 120.0 µs -41.09 dBm
2 Δ1 1 t (Δ) 380.0 µs (Δ) 41.27 dB
3 Δ1 1 t (Δ) 630.0 µs (Δ) 41.32 dB

---End---