Appendix Test Data

Report No.:	18220WC30005302	Test Sample No.:	1-2-2
Start Test Date:	2023.1.12	Finish Test Date:	2023.1.13
Test Engineer:	Tony.He	Auditor:	Edward.Pan
Temperature:	24.3℃	Relative Humidity:	47 %
Pressure:	1012 hPa		

Appendix A: DTS Bandwidth

Test Result

Test Mode	Antenna	Frequency[MHz]	DTS BW [MHz]	FL[MHz]	FH[MHz]	Limit[MHz]	Verdict
11B	Ant1	2412	9.560	2407.000	2416.560	≥0.5	PASS
		2437	9.520	2432.480	2442.000	≥0.5	PASS
		2462	9.600	2456.960	2466.560	≥0.5	PASS
11G	Ant1	2412	16.360	2403.840	2420.200	≥0.5	PASS
		2437	16.360	2428.840	2445.200	≥0.5	PASS
		2462	16.320	2453.840	2470.160	≥0.5	PASS
11N20	Ant1	2412	17.560	2403.240	2420.800	≥0.5	PASS
		2437	17.560	2428.200	2445.760	≥0.5	PASS
		2462	17.600	2453.200	2470.800	≥0.5	PASS
11N40	Ant1	2422	35.820	2404.120	2439.940	≥0.5	PASS
		2437	35.700	2418.880	2454.580	≥0.5	PASS
		2452	35.640	2433.880	2469.520	≥0.5	PASS

Test Graphs

11B_Ant1_2412

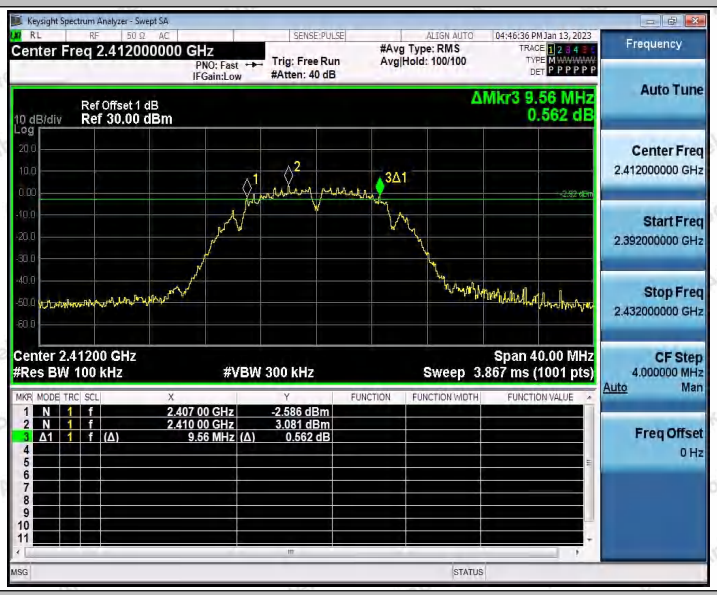

11B_Ant1_2437

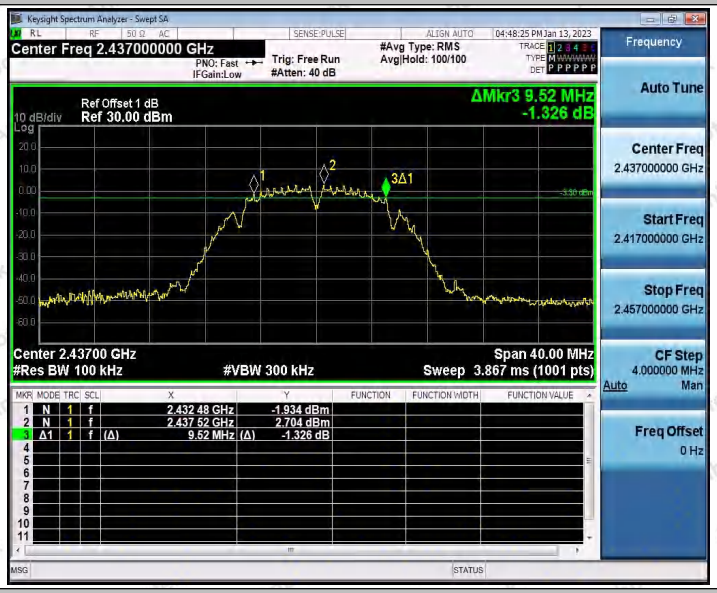

11B_Ant1_2462

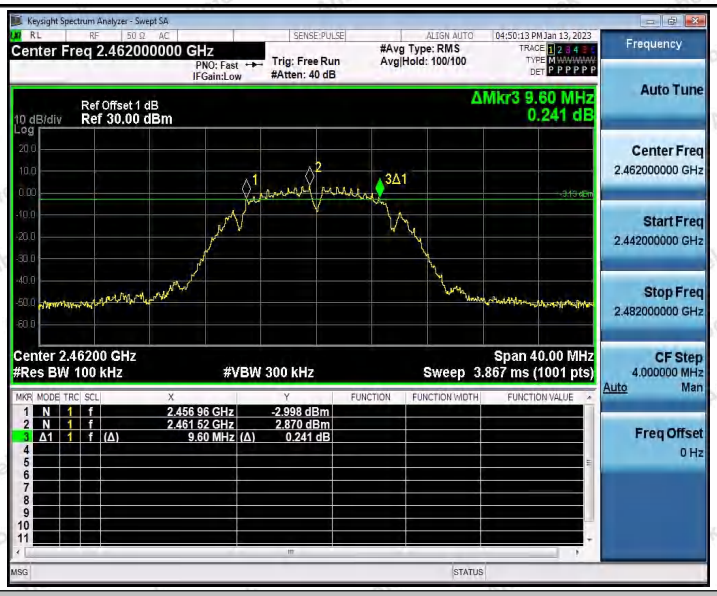

11G_Ant1_2412

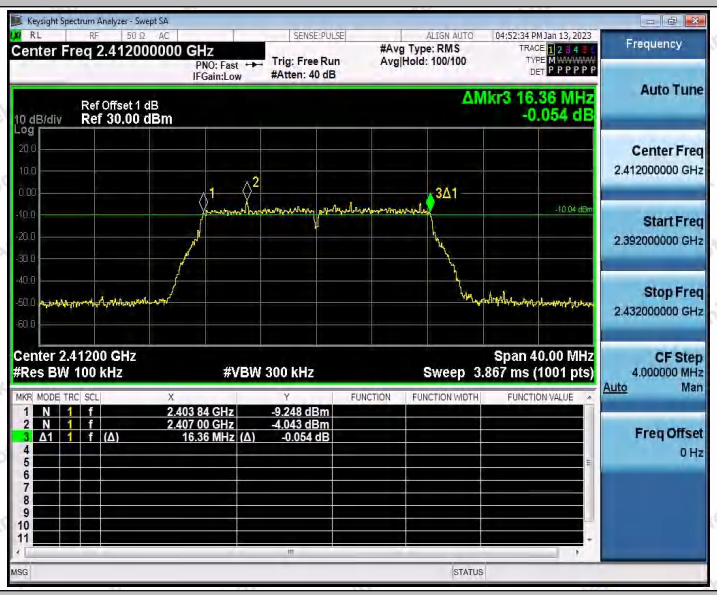

11G_Ant1_2437

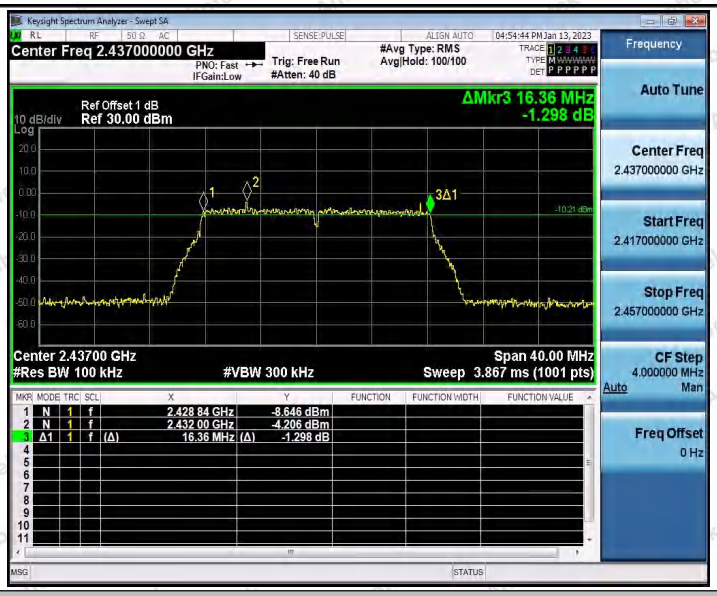

11G_Ant1_2462

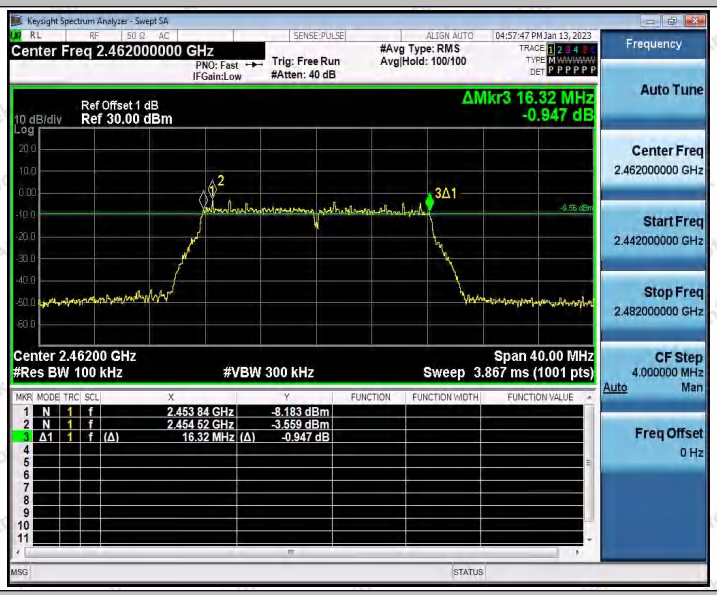

11N20_Ant1_2412

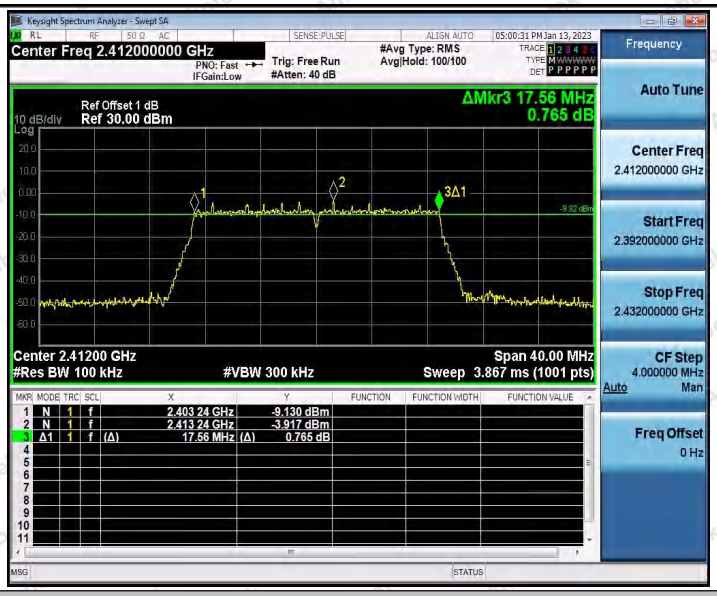

11N20_Ant1_2437

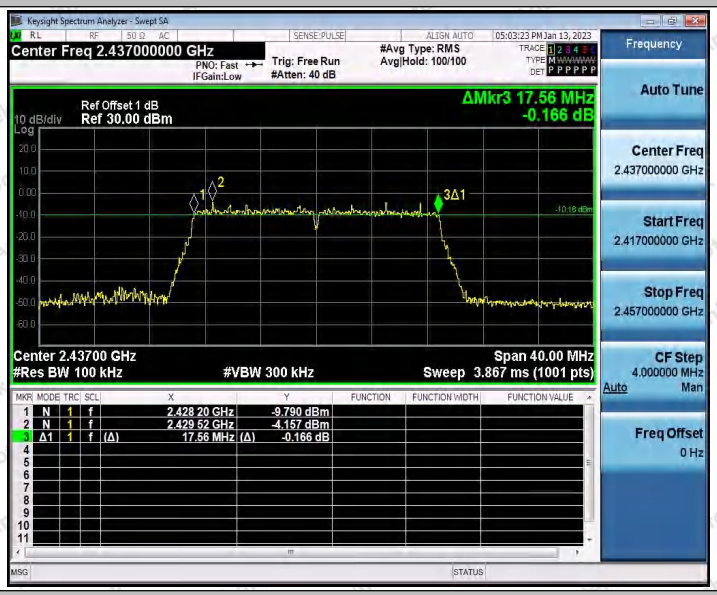

11N20_Ant1_2462

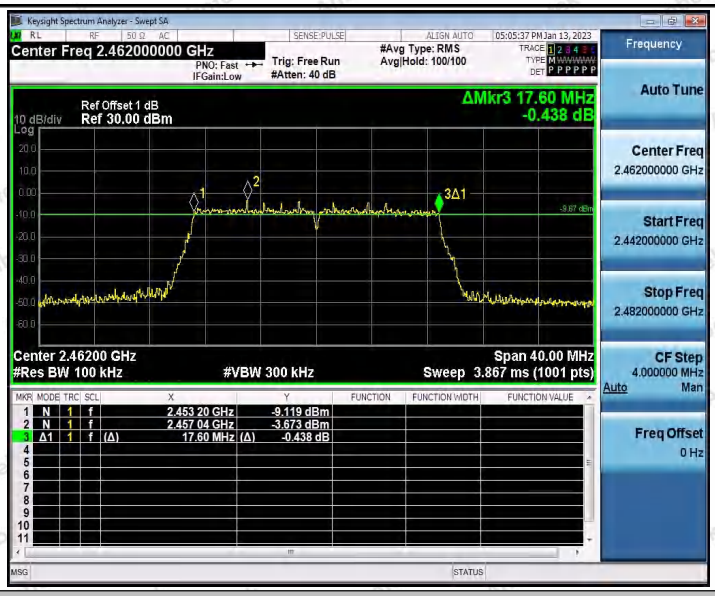

11N40_Ant1_2422

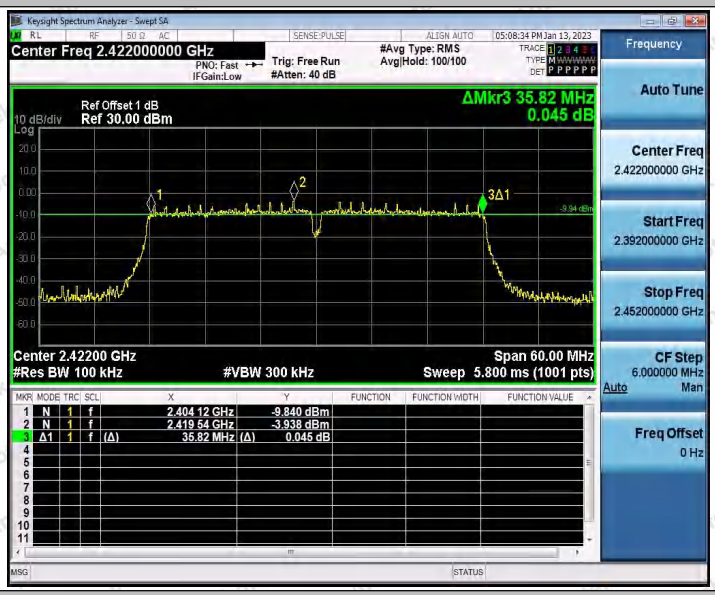

11N40_Ant1_2437

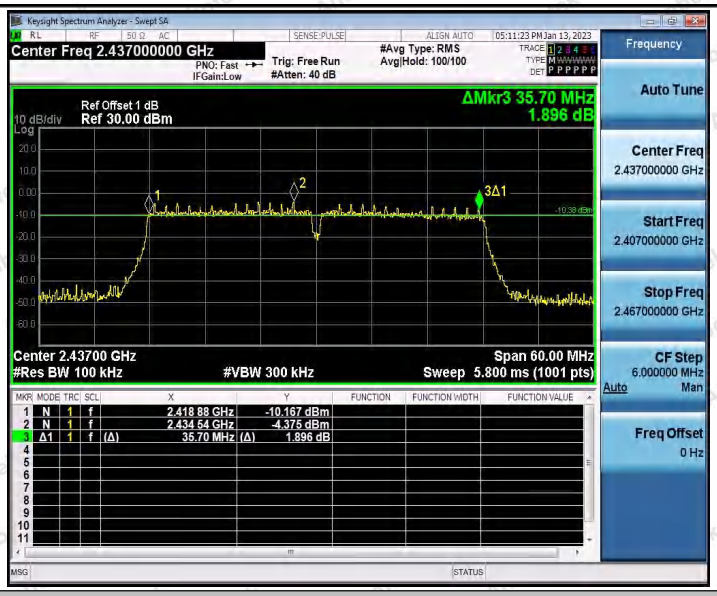

11N40_Ant1_2452

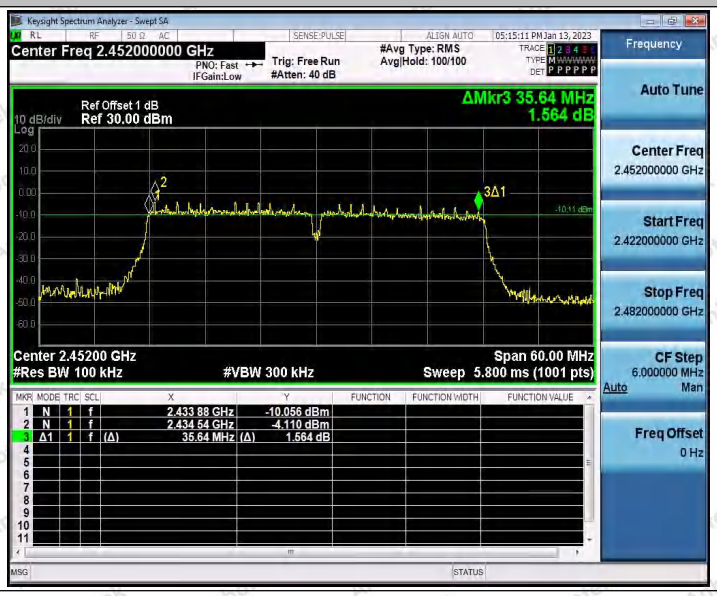

Appendix B: Occupied Channel Bandwidth

Test Result

Test Mode	Antenna	Channel Frequency[MHz]	OCB [MHz]	FL[MHz]	FH[MHz]
11B	Ant1	2412	12.298	2405.9270	2418.2250
		2437	12.302	2430.8482	2443.1502
		2462	12.328	2455.8289	2468.1569
11G	Ant1	2412	17.106	2403.5120	2420.6180
		2437	16.991	2428.4855	2445.4765
		2462	17.120	2453.4434	2470.5634
11N20	Ant1	2412	17.954	2403.0961	2421.0501
		2437	17.897	2428.0708	2445.9678
		2462	17.960	2453.0119	2470.9719
11N40	Ant1	2422	36.135	2404.0169	2440.1519
		2437	36.115	2418.9265	2455.0415
		2452	36.138	2433.8736	2470.0116

Test Graphs

11B_Ant1_2412

11B_Ant1_2437

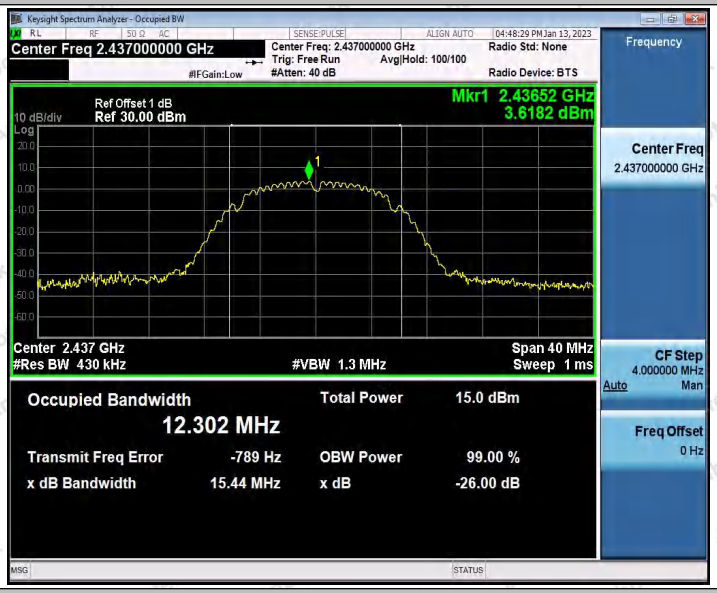

11B_Ant1_2462

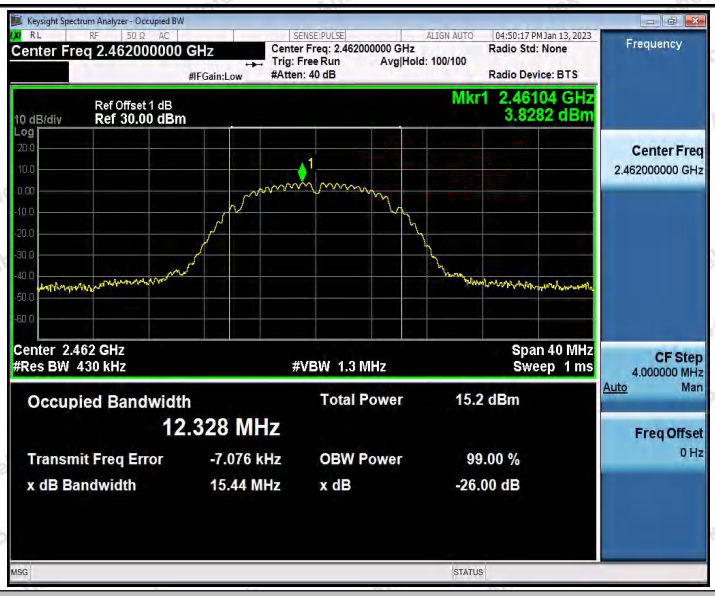

11G_Ant1_2412

11G_Ant1_2437

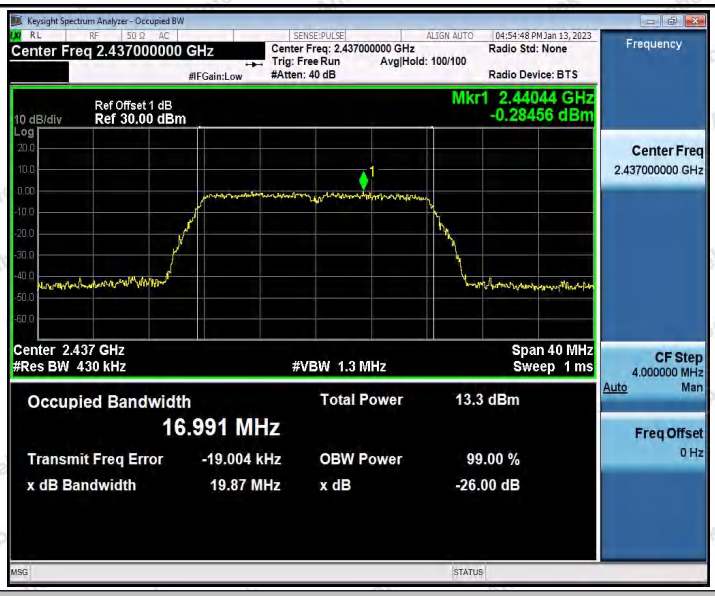

11G_Ant1_2462

11N20_Ant1_2412

11N20_Ant1_2437

11N20_Ant1_2462

11N40_Ant1_2422

11N40_Ant1_2437

11N40_Ant1_2452

Appendix C: Maximum conducted output power

Test Result Peak

Test Mode	Antenna	Frequency[MHz]	Peak Power[dBm]	Conducted Limit[dBm]
11B	Ant1	2412	15.22	≤30.00
		2437	15.26	≤30.00
		2462	15.22	≤30.00
11G	Ant1	2412	14.70	≤30.00
		2437	14.50	≤30.00
		2462	14.71	≤30.00
11N20	Ant1	2412	14.73	≤30.00
		2437	14.50	≤30.00
		2462	14.77	≤30.00
11N40	Ant1	2422	14.76	≤30.00
		2437	14.30	≤30.00
		2452	14.19	≤30.00

Appendix D: Maximum power spectral density

Test Result

Test Mode	Antenna	Frequency[MHz]	Result[dBm/3kHz]	Limit[dBm/3kHz]	Verdict
11B	Ant1	2412	-6.83	≤8.00	PASS
		2437	-4.29	≤8.00	PASS
		2462	-9.1	≤8.00	PASS
11G	Ant1	2412	-17.8	≤8.00	PASS
		2437	-16.77	≤8.00	PASS
		2462	-16.05	≤8.00	PASS
11N20	Ant1	2412	-17.27	≤8.00	PASS
		2437	-17.44	≤8.00	PASS
		2462	-17.9	≤8.00	PASS
11N40	Ant1	2422	-18.53	≤8.00	PASS
		2437	-18.71	≤8.00	PASS
		2452	-18.22	≤8.00	PASS

Test Graphs

11B_Ant1_2412

11B_Ant1_2437

11B_Ant1_2462

11G_Ant1_2412

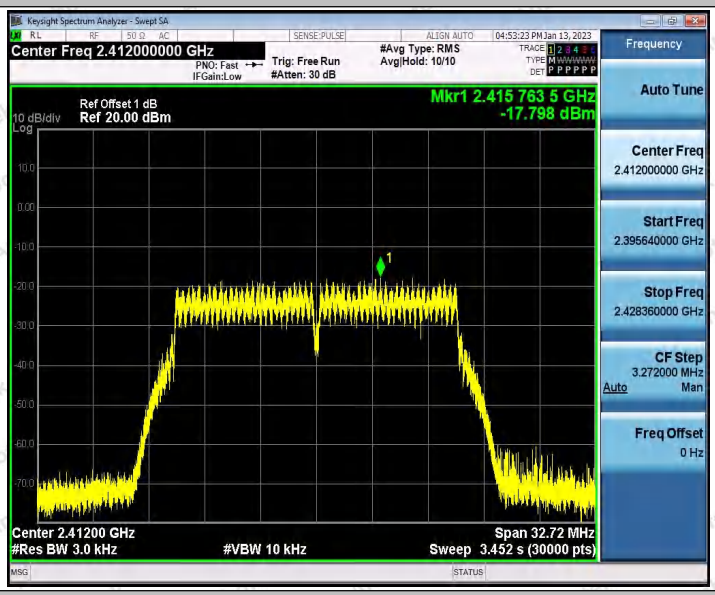

11G_Ant1_2437

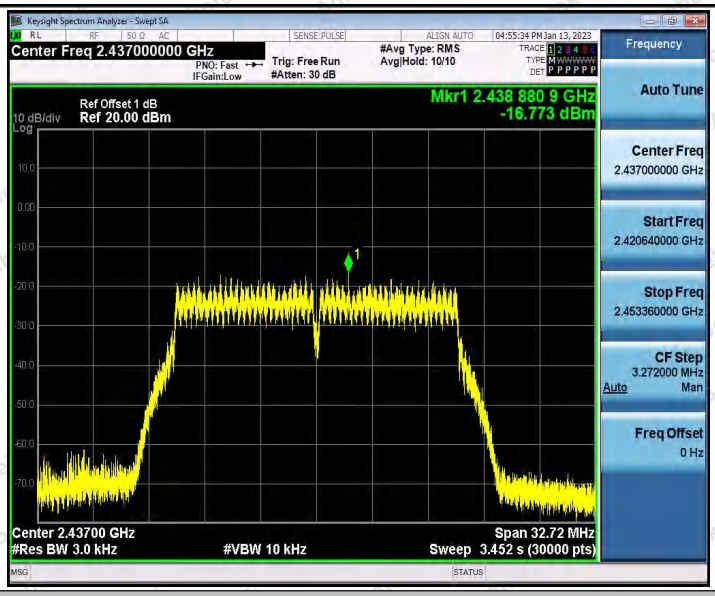

11G_Ant1_2462

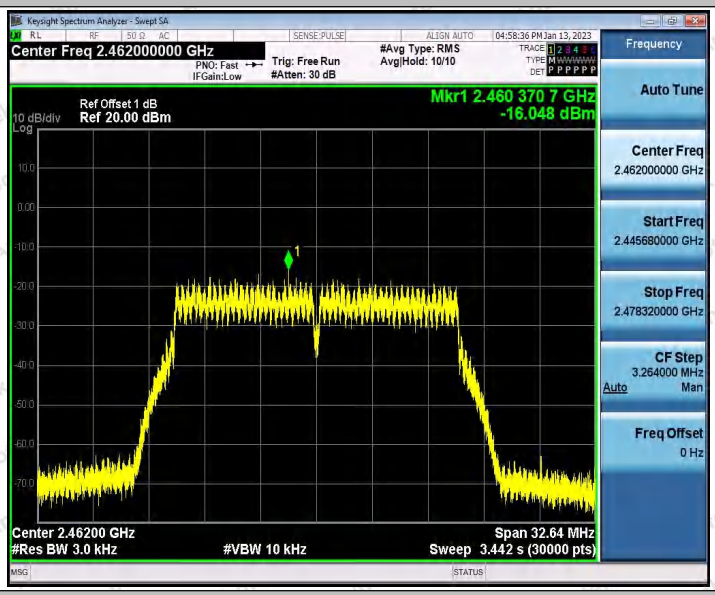

11N20_Ant1_2412

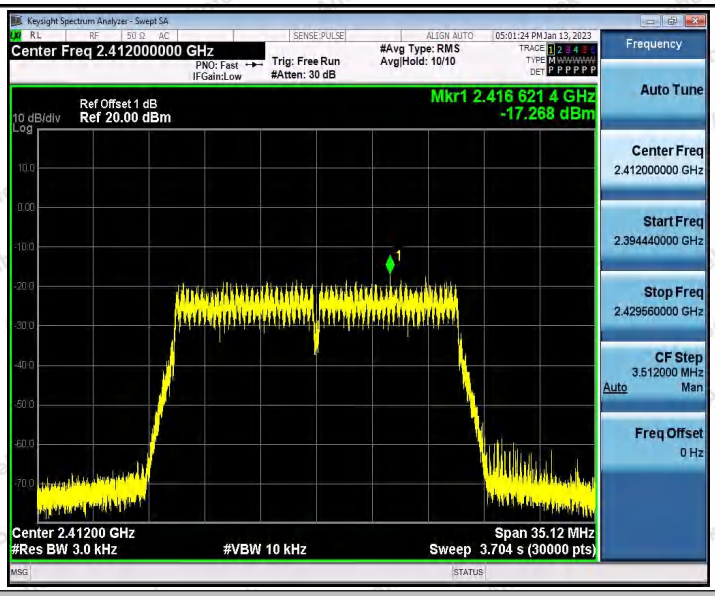

11N20_Ant1_2437

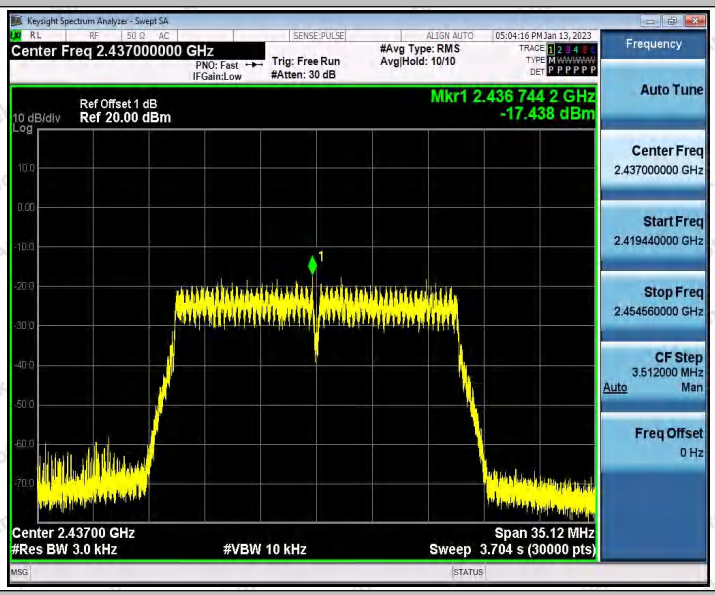

11N20_Ant1_2462

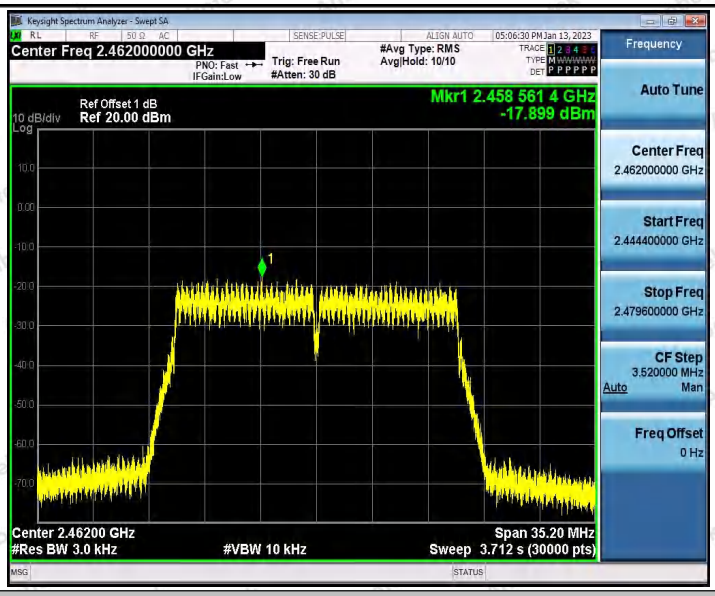

11N40_Ant1_2422

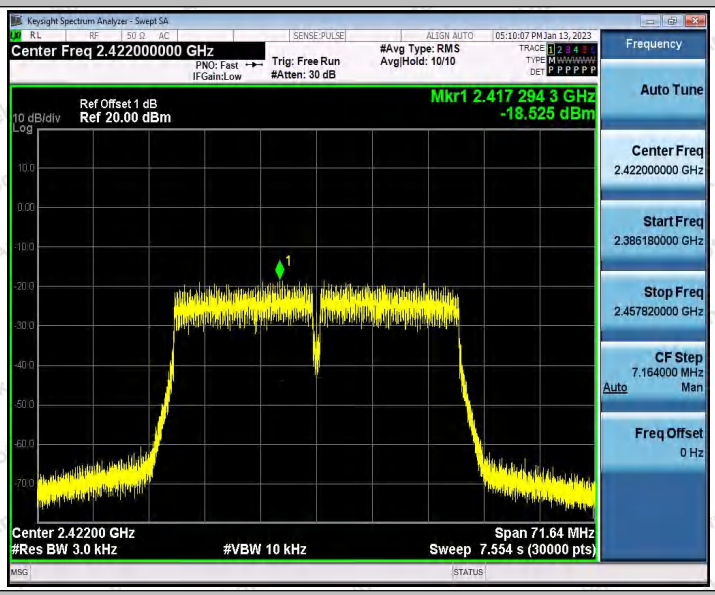

11N40_Ant1_2437

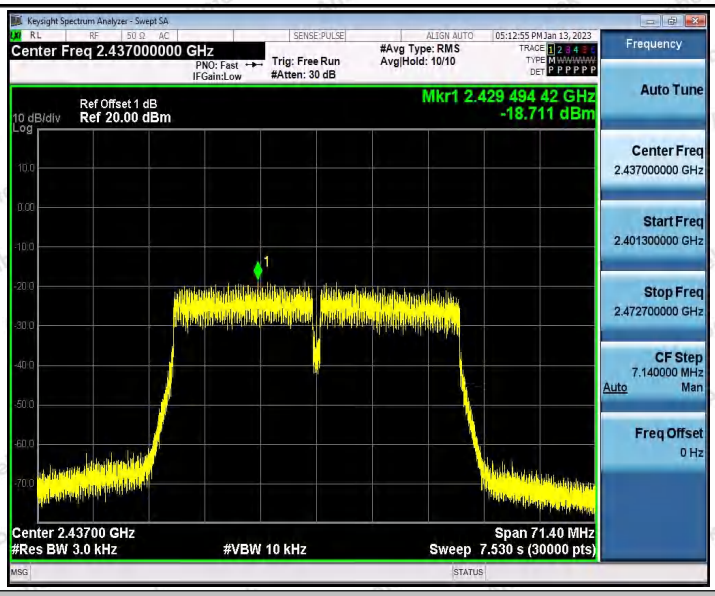

11N40_Ant1_2452

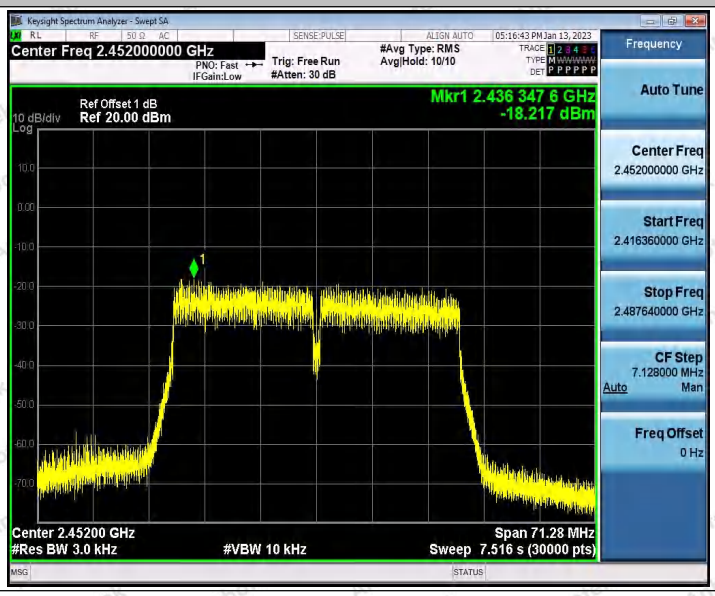

Appendix E: Band edge measurements

Test Result

TestMode	Antenna	ChName	Frequency [MHz]	RefLevel[dBm]	Result[dBm]	Limit[dBm]	Verdict
11B	Ant1	Low	2412	3.64	-50.31	≤-16.36	PASS
		High	2462	3.54	-56.35	≤-16.46	PASS
11G	Ant1	Low	2412	-3.90	-51.43	≤-23.9	PASS
		High	2462	-3.69	-54.99	≤-23.69	PASS
11N20	Ant1	Low	2412	-4.28	-48.69	≤-24.28	PASS
		High	2462	-3.57	-53.31	≤-23.57	PASS
11N40	Ant1	Low	2422	-4.38	-44.12	≤-24.38	PASS
		High	2452	-4.33	-48.76	≤-24.33	PASS

Test Graphs

11B_Ant1_Low_2412

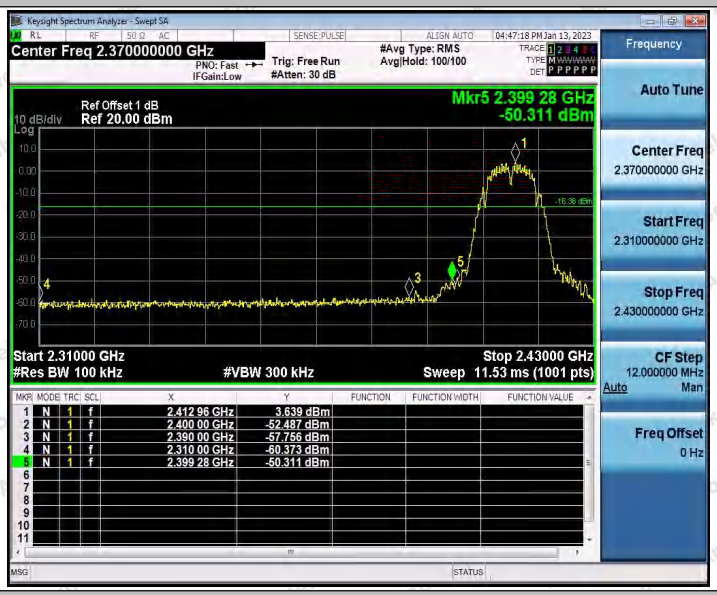

11B_Ant1_High_2462

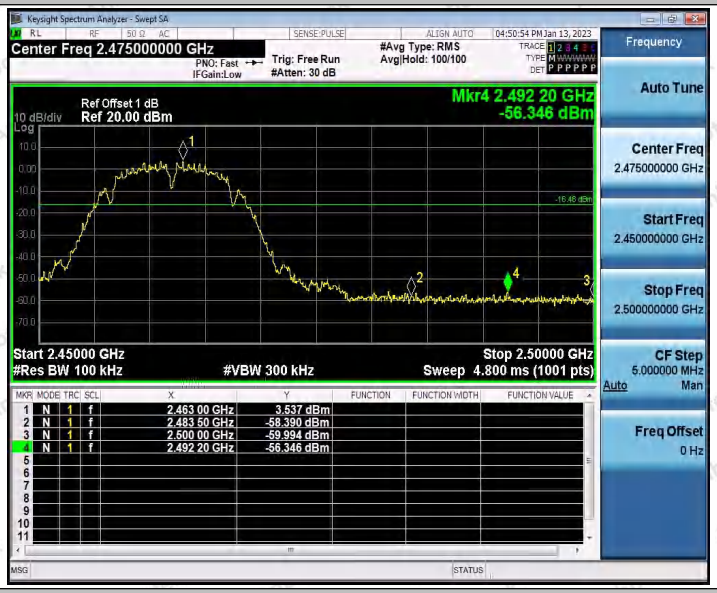

11G_Ant1_Low_2412

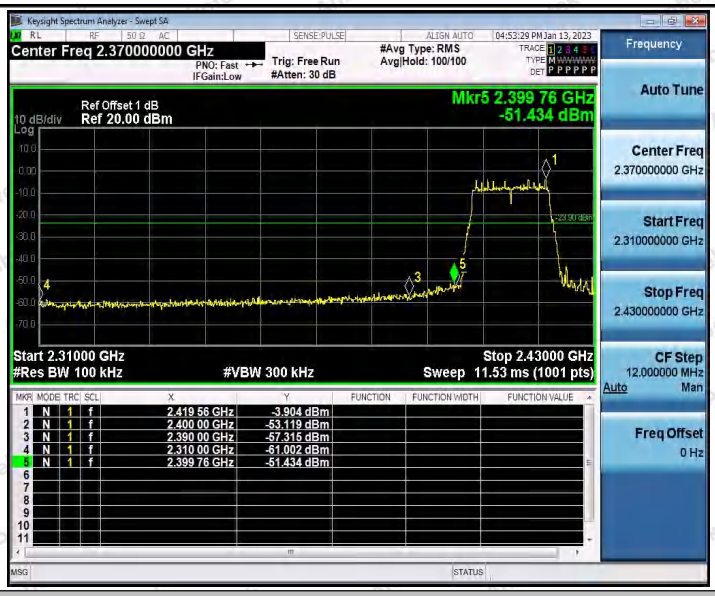

11G_Ant1_High_2462

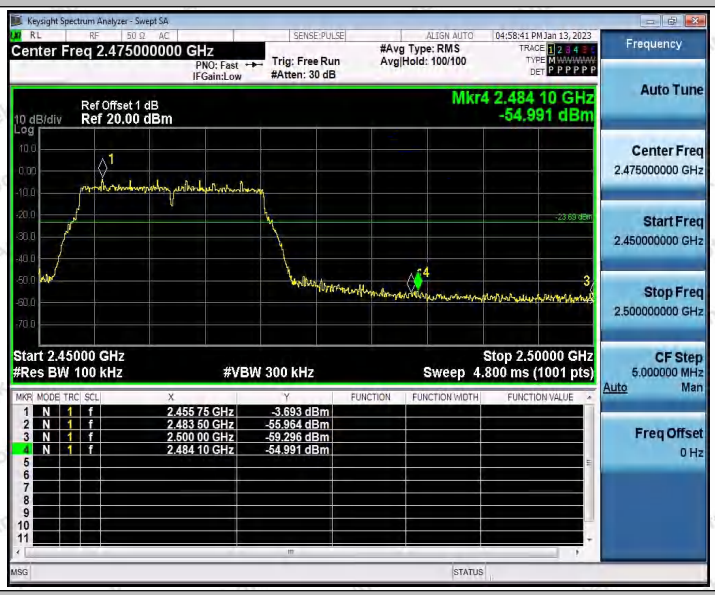

11N20_Ant1_Low_2412

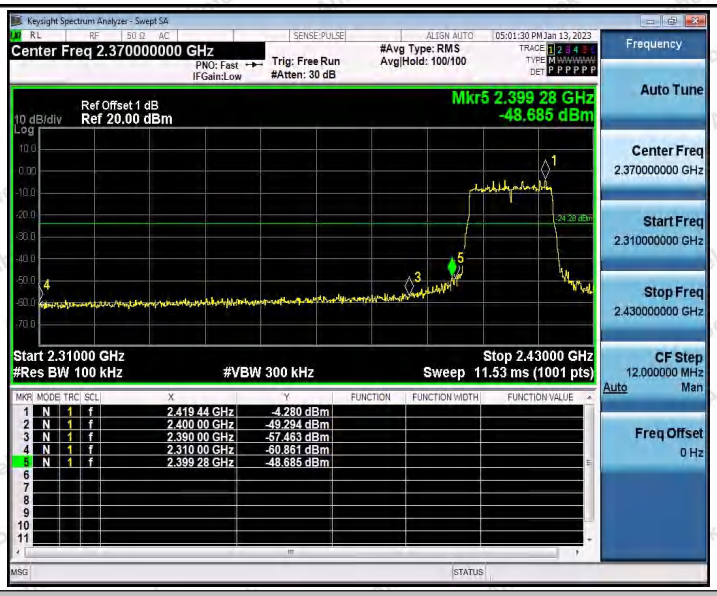

11N20_Ant1_High_2462

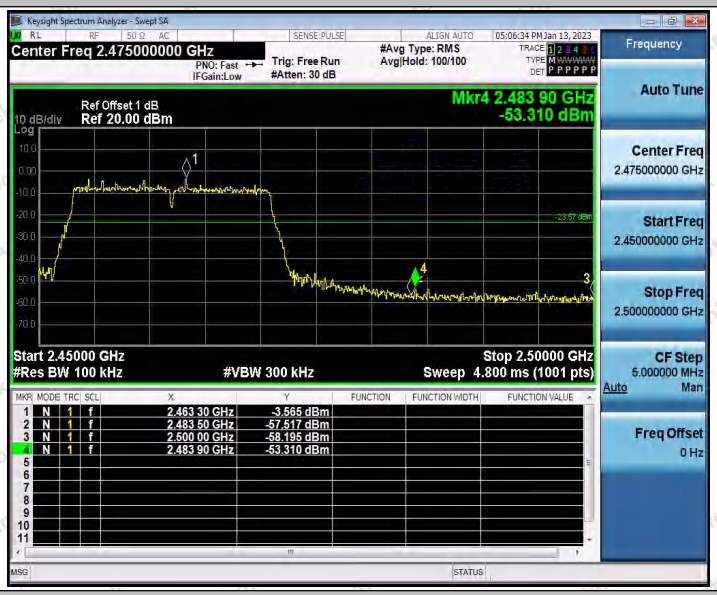

11N40_Ant1_Low_2422

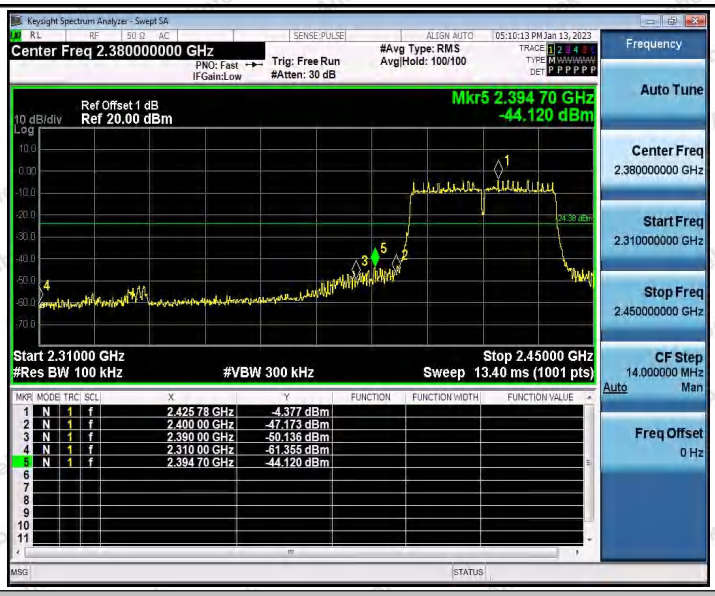

11N40_Ant1_High_2452

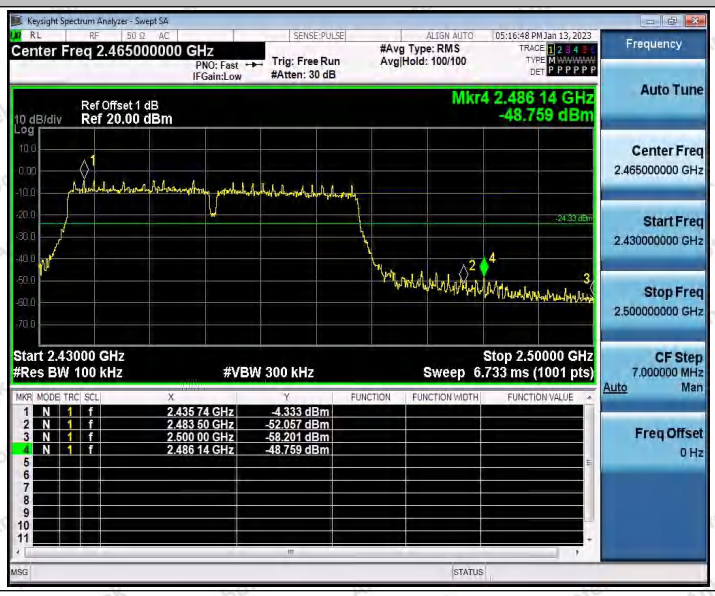

Appendix F: Conducted Spurious Emission

Test Result

TestMode	Antenna	Frequency[MHz]	FreqRange [Mhz]	RefLevel [dBm]	Result [dBm]	Limit [dBm]	Verdict
11B	Ant1	2412	Reference	1.95	1.95	---	PASS
			30~1000	1.95	-69.24	≤-18.05	PASS
			1000~26500	1.95	-34.12	≤-18.05	PASS
		2437	Reference	1.77	1.77	---	PASS
			30~1000	1.77	-67.57	≤-18.23	PASS
			1000~26500	1.77	-49.9	≤-18.23	PASS
		2462	Reference	2.09	2.09	---	PASS
			30~1000	2.09	-68.8	≤-17.91	PASS
			1000~26500	2.09	-52.32	≤-17.91	PASS
11G	Ant1	2412	Reference	-7.20	-7.20	---	PASS
			30~1000	-7.20	-68.69	≤-27.2	PASS
			1000~26500	-7.20	-37.88	≤-27.2	PASS
		2437	Reference	-4.84	-4.84	---	PASS
			30~1000	-4.84	-68.8	≤-24.84	PASS
			1000~26500	-4.84	-52.69	≤-24.84	PASS
		2462	Reference	-5.39	-5.39	---	PASS
			30~1000	-5.39	-68.67	≤-25.39	PASS
			1000~26500	-5.39	-52.74	≤-25.39	PASS
11N20	Ant1	2412	Reference	-7.06	-7.06	---	PASS
			30~1000	-7.06	-68.69	≤-27.06	PASS
			1000~26500	-7.06	-52.77	≤-27.06	PASS
		2437	Reference	-4.04	-4.04	---	PASS
			30~1000	-4.04	-68.83	≤-24.04	PASS
			1000~26500	-4.04	-52.97	≤-24.04	PASS
		2462	Reference	-4.97	-4.97	---	PASS
			30~1000	-4.97	-68.19	≤-24.97	PASS
			1000~26500	-4.97	-53.38	≤-24.97	PASS
11N40	Ant1	2422	Reference	-4.96	-4.96	---	PASS
			30~1000	-4.96	-68.86	≤-24.96	PASS
			1000~26500	-4.96	-53.25	≤-24.96	PASS
		2437	Reference	-6.97	-6.97	---	PASS
			30~1000	-6.97	-68.39	≤-26.97	PASS
			1000~26500	-6.97	-52.98	≤-26.97	PASS
		2452	Reference	-4.92	-4.92	---	PASS
			30~1000	-4.92	-68.51	≤-24.92	PASS
			1000~26500	-4.92	-52.9	≤-24.92	PASS

Test Graphs

11B_Ant1_2412_0~Reference

11B_Ant1_2412_30~1000

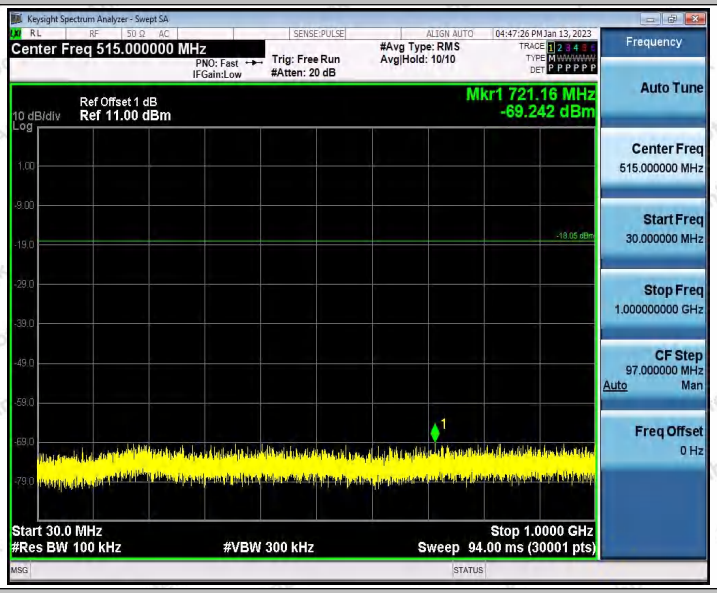

11B_Ant1_2412_1000~26500

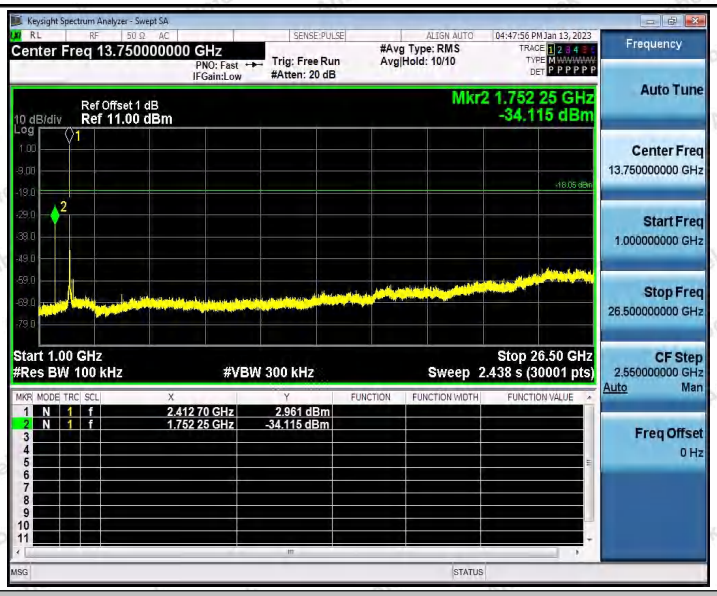

11B_Ant1_2437_0~Reference

11B_Ant1_2437_30~1000

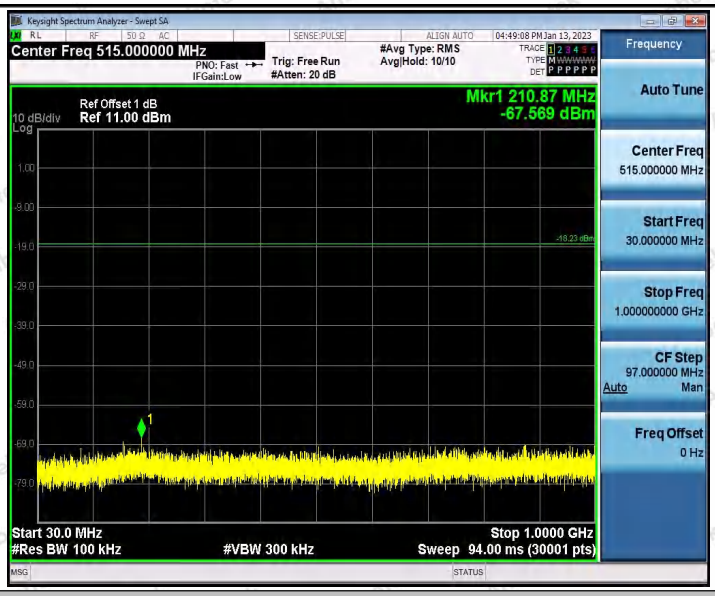

11B_Ant1_2437_1000~26500

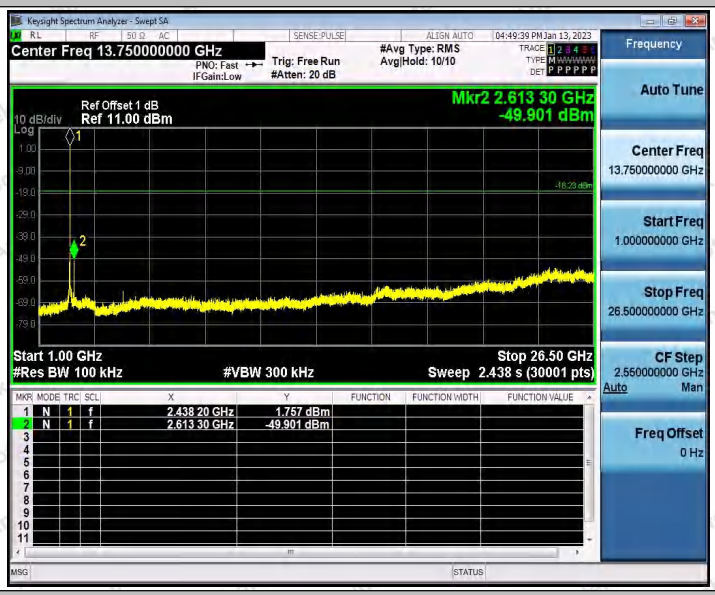

11B_Ant1_2462_0~Reference

11B_Ant1_2462_30~1000

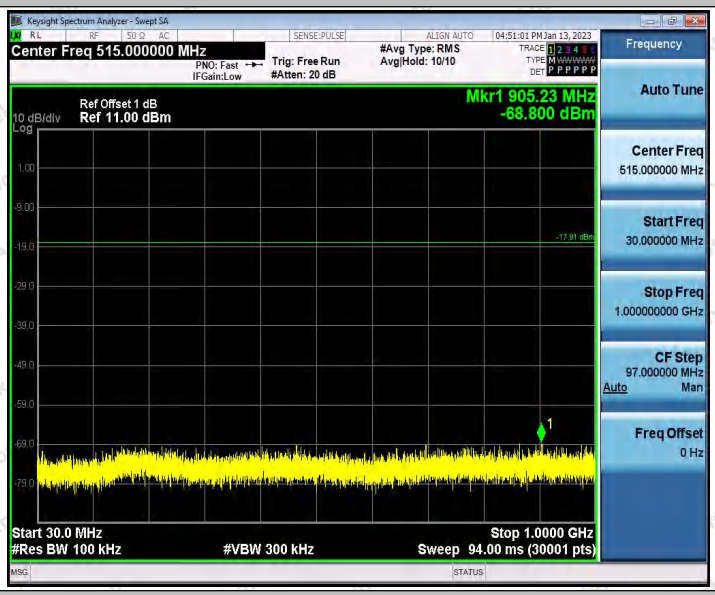

11B_Ant1_2462_1000~26500

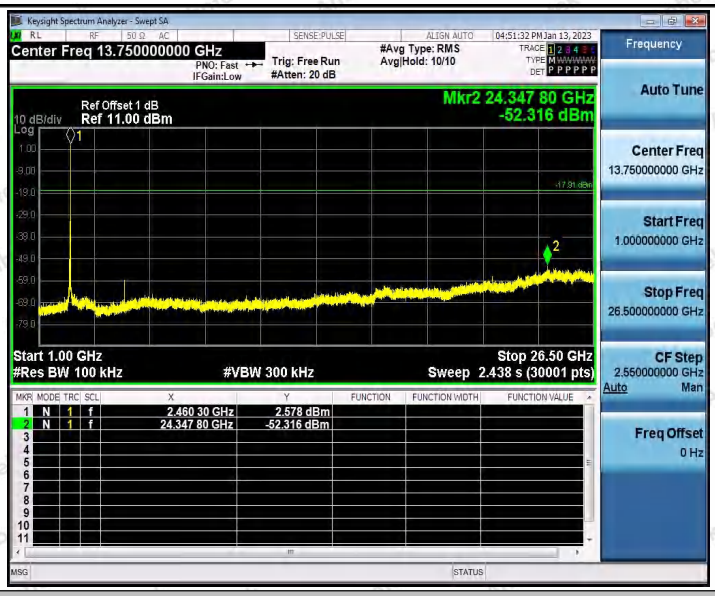

11G_Ant1_2412_0~Reference

11G_Ant1_2412_30~1000

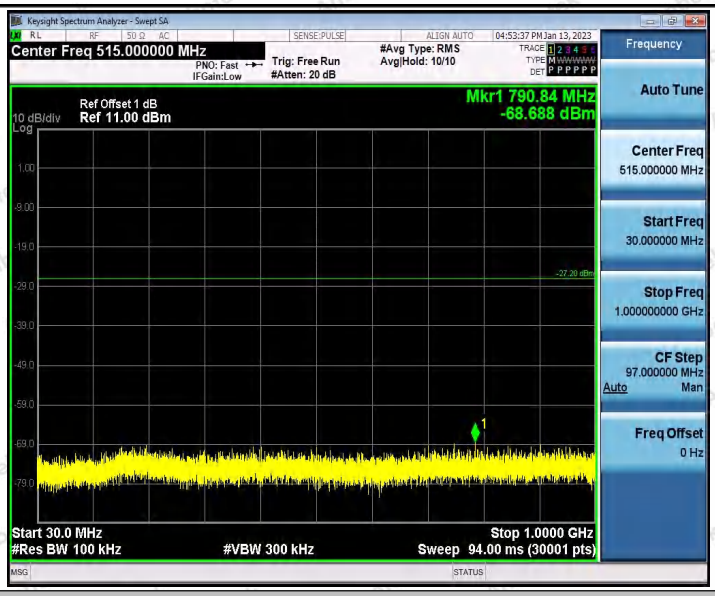

11G_Ant1_2412_1000~26500

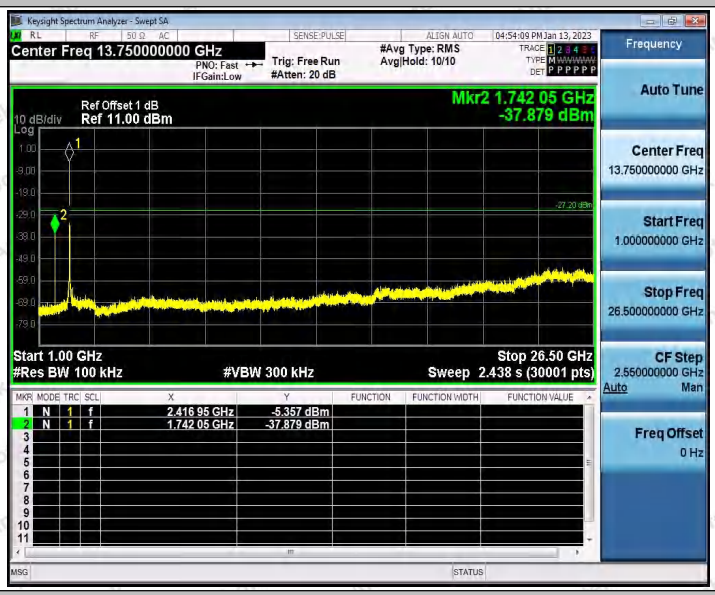

11G_Ant1_2437_0~Reference

11G_Ant1_2437_30~1000

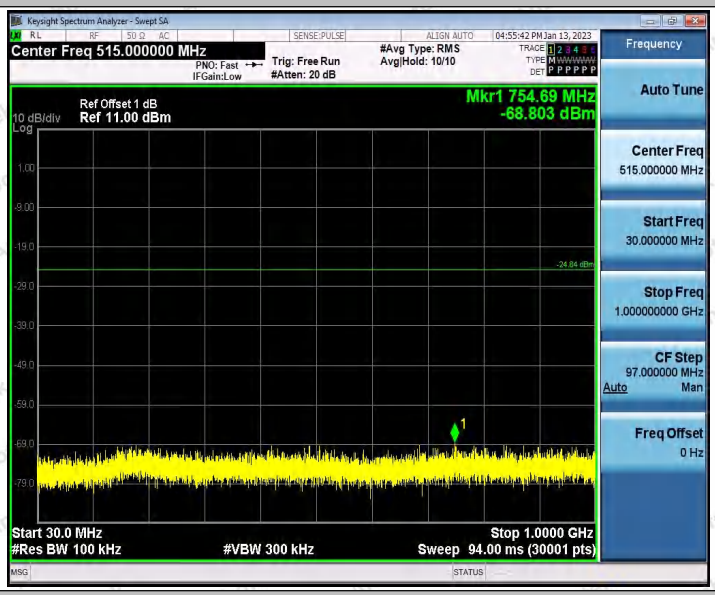

11G_Ant1_2437_1000~26500

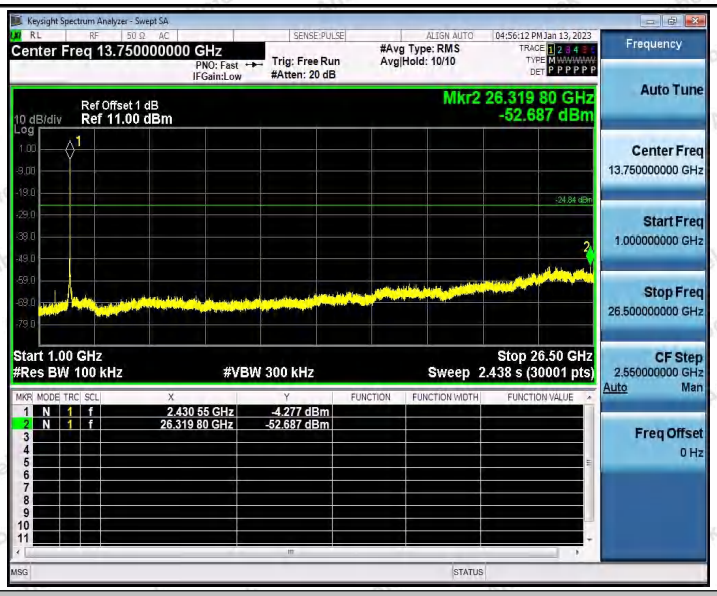

11G_Ant1_2462_0~Reference

11G_Ant1_2462_30~1000

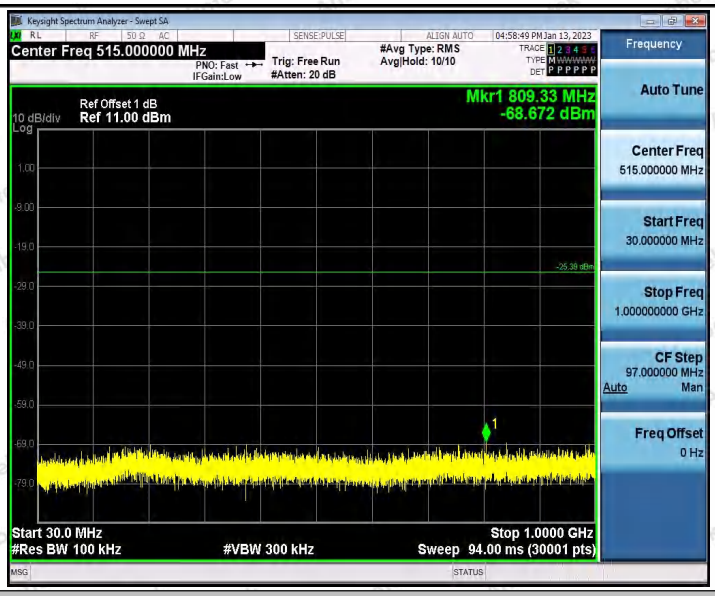

11G_Ant1_2462_1000~26500

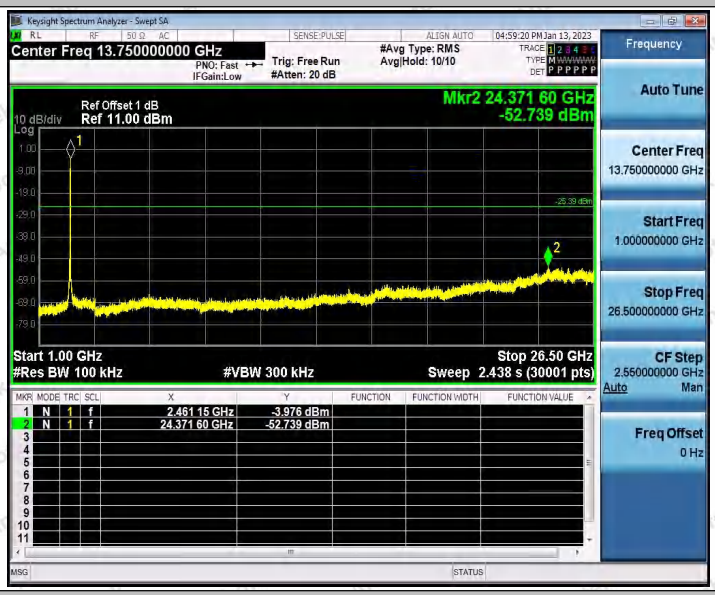

11N20_Ant1_2412_0~Reference

11N20_Ant1_2412_30~1000

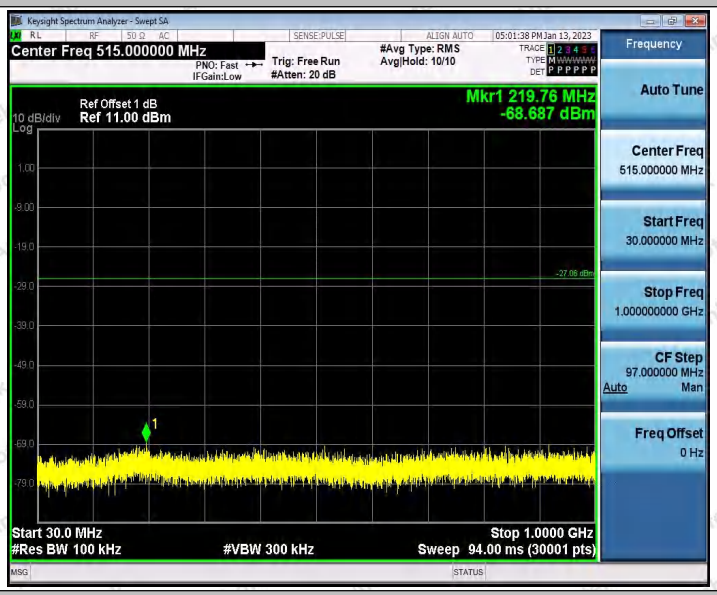

11N20_Ant1_2412_1000~26500

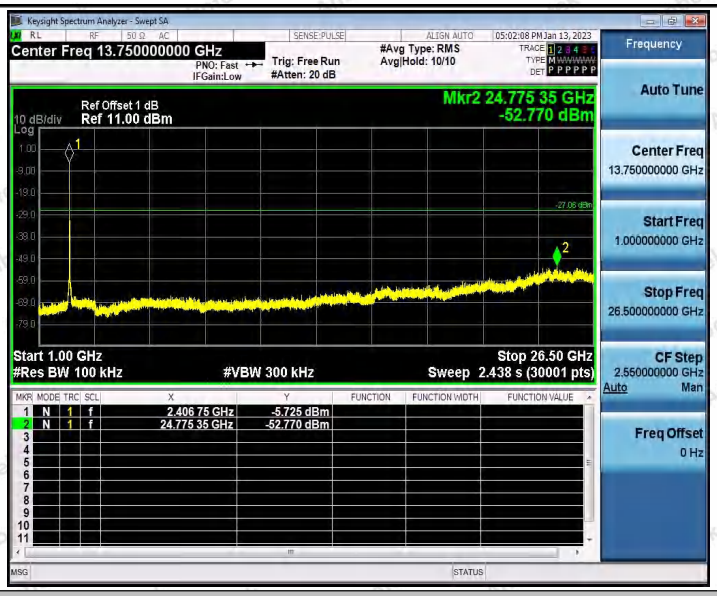

11N20_Ant1_2437_0~Reference

11N20_Ant1_2437_30~1000

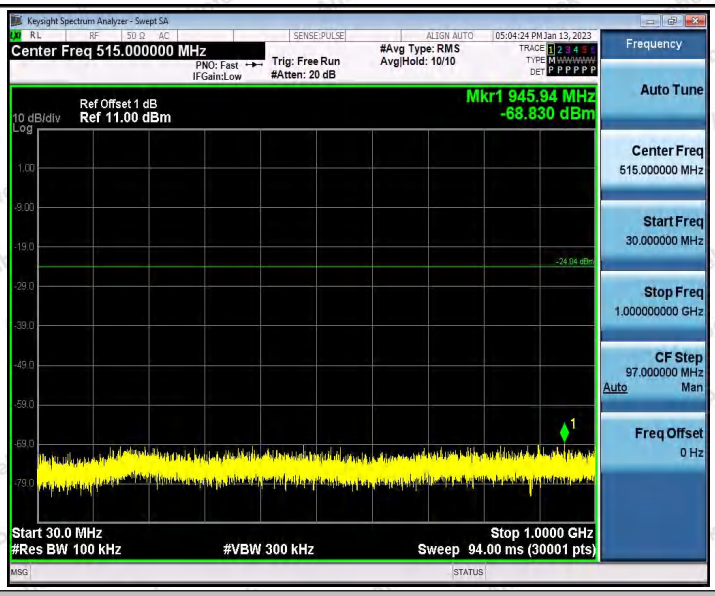

11N20_Ant1_2437_1000~26500

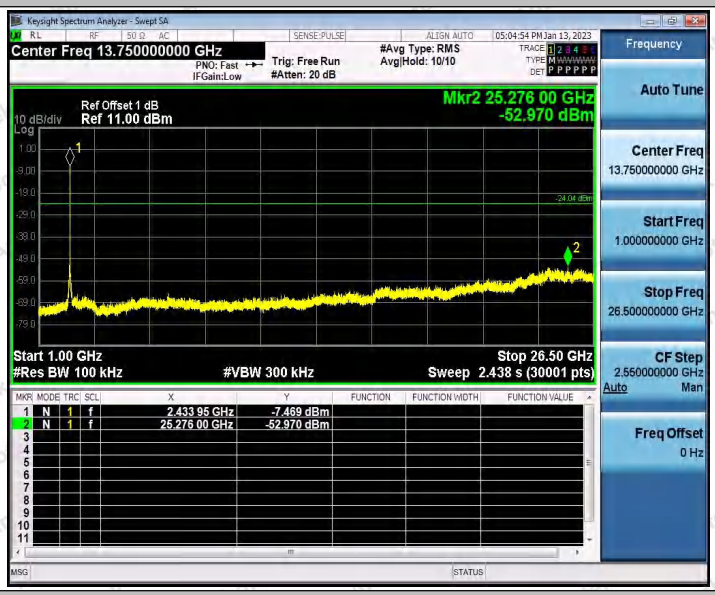

11N20_Ant1_2462_0~Reference

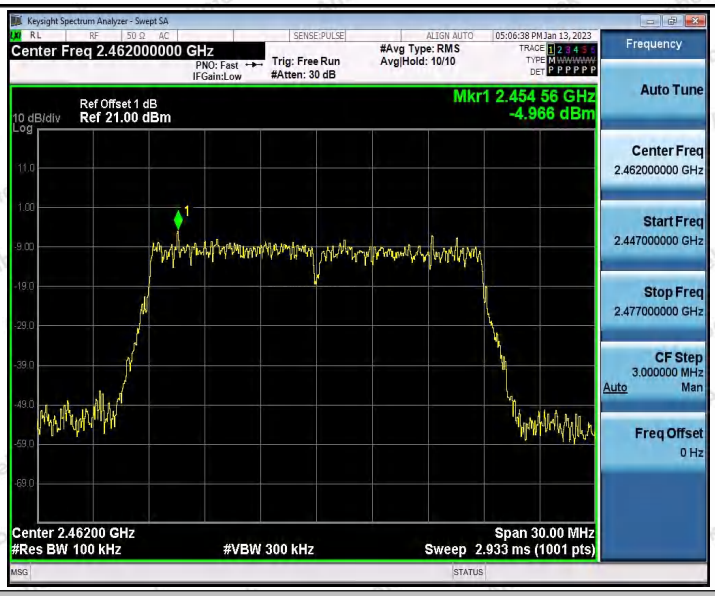

11N20_Ant1_2462_30~1000

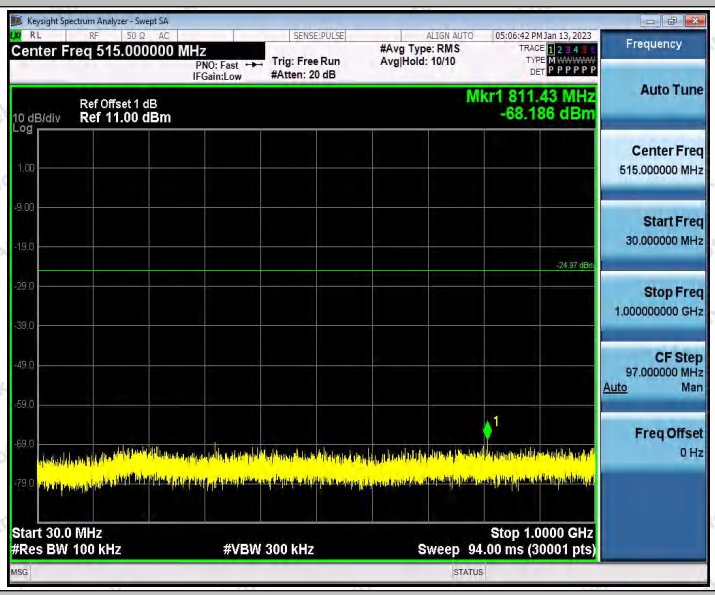

11N20_Ant1_2462_1000~26500

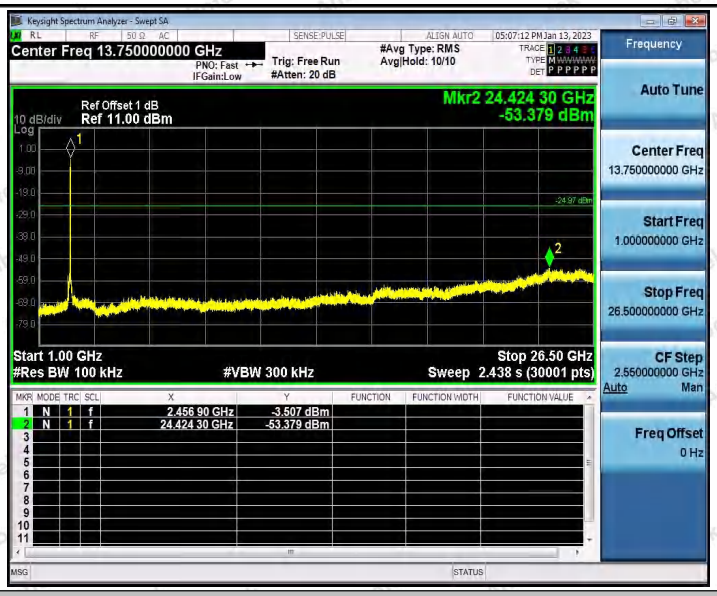

11N40_Ant1_2422_0~Reference

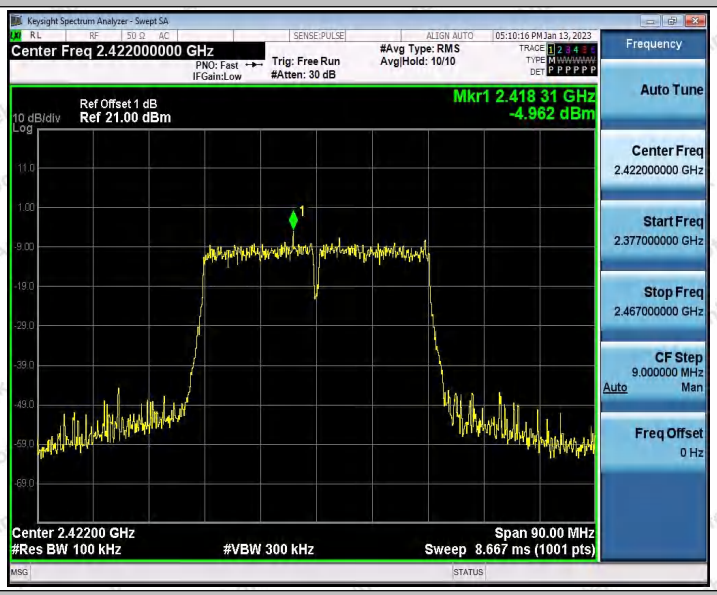

11N40_Ant1_2422_30~1000

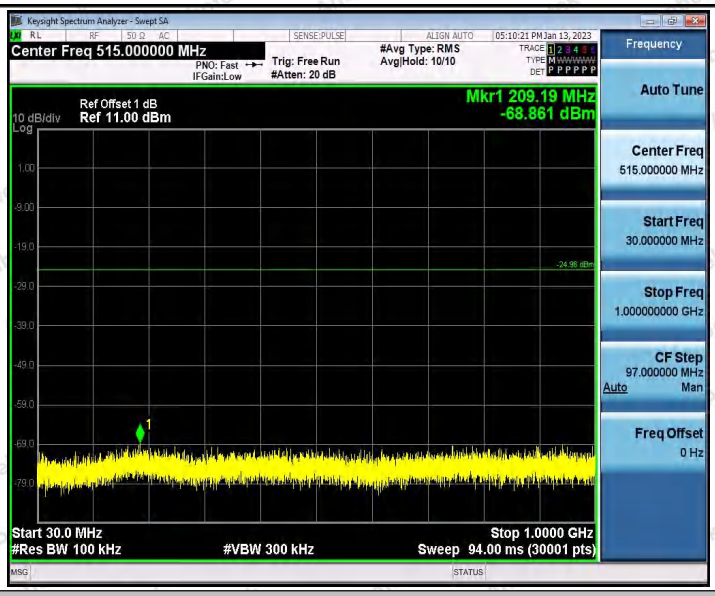

11N40_Ant1_2422_1000~26500

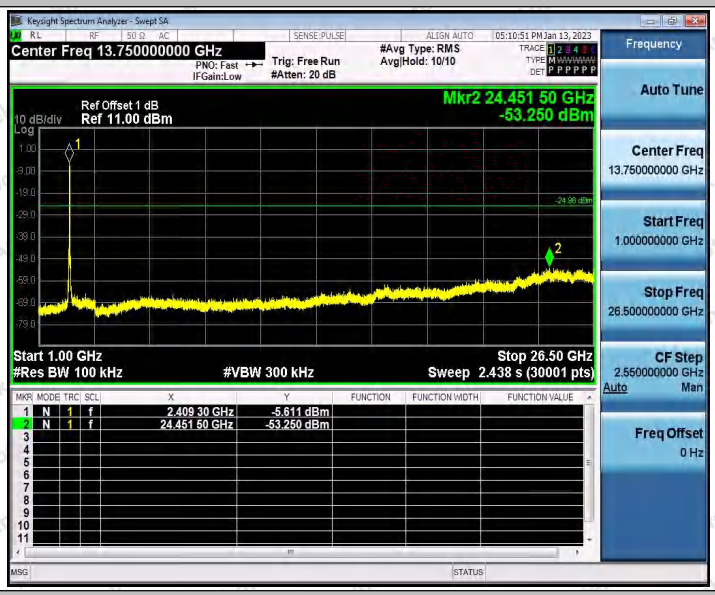

11N40_Ant1_2437_0~Reference

11N40_Ant1_2437_30~1000

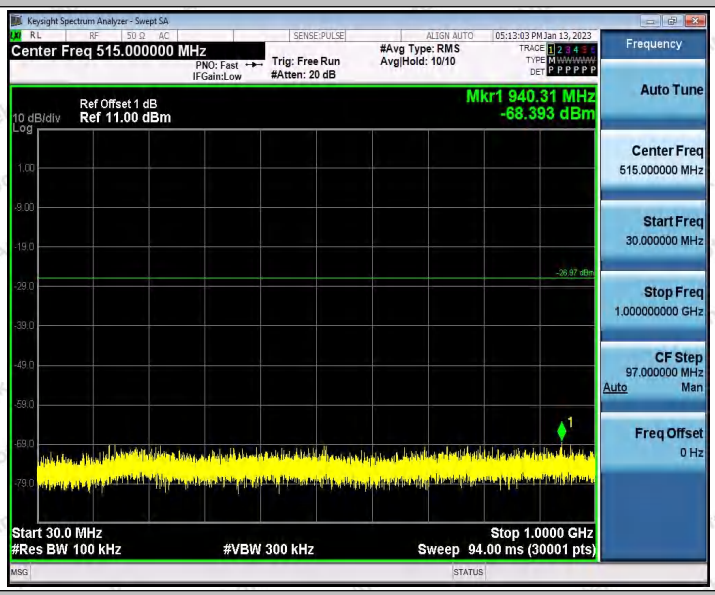

11N40_Ant1_2437_1000~26500

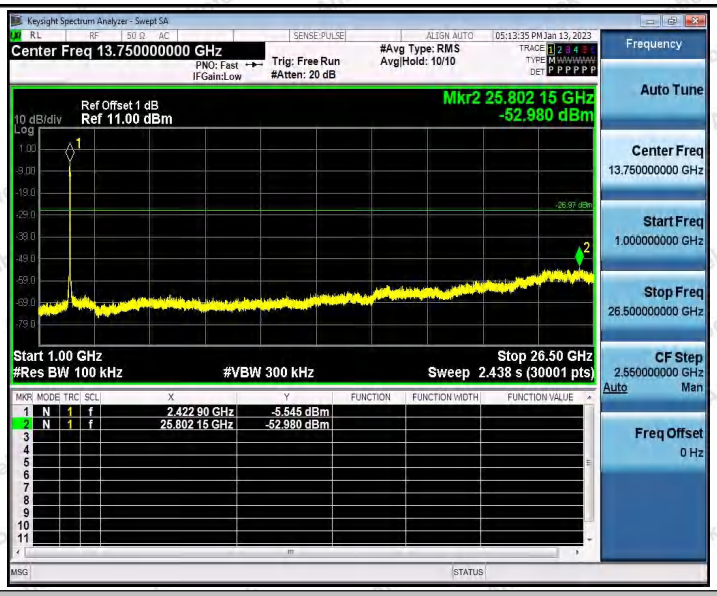

11N40_Ant1_2452_0~Reference

11N40_Ant1_2452_30~1000

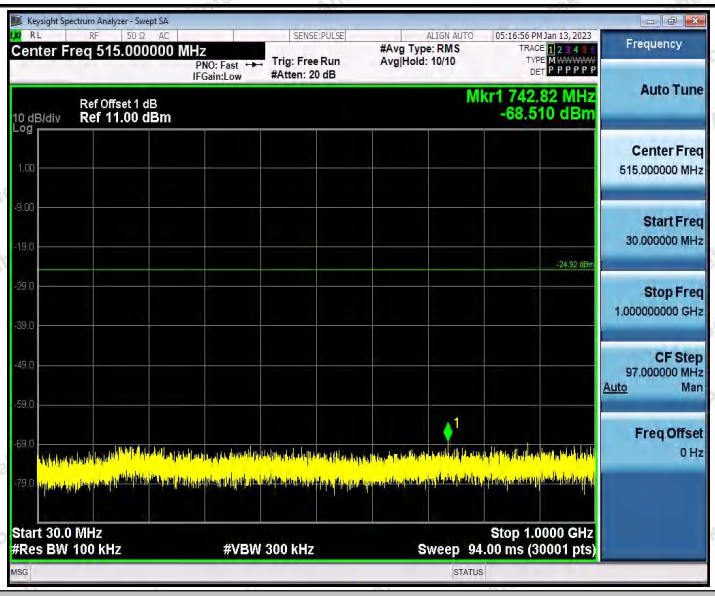

11N40_Ant1_2452_1000~26500

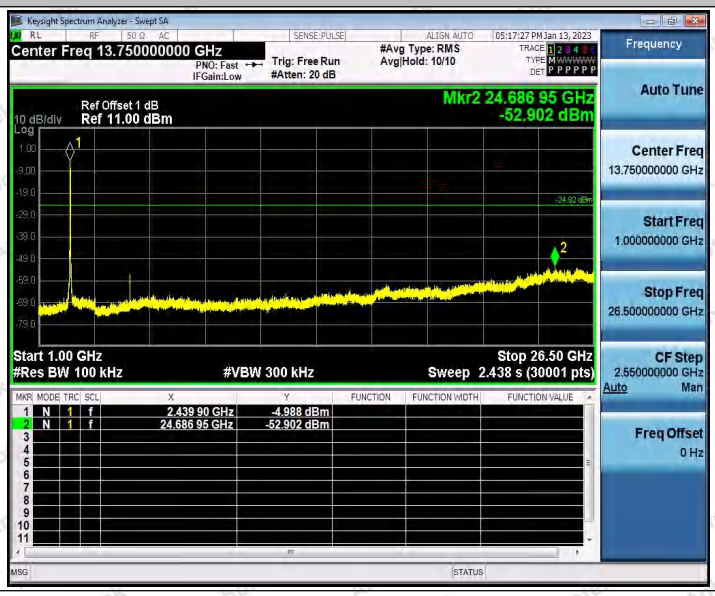

Appendix G: Duty Cycle

Test Result

TestMode	Antenna	Frequency[MHz]	Transmission Duration [ms]	Transmission Period [ms]	Duty Cycle [%]	Factor
11B	Ant1	2412	8.39	8.42	99.64	0.02
		2437	8.38	8.41	99.64	0.02
		2462	8.38	8.41	99.64	0.02
11G	Ant1	2412	1.39	1.43	97.20	0.12
		2437	1.40	1.43	97.90	0.09
		2462	1.39	1.42	97.89	0.09
11N20	Ant1	2412	1.30	1.34	97.01	0.13
		2437	1.30	1.34	97.01	0.13
		2462	1.30	1.34	97.01	0.13
11N40	Ant1	2422	0.64	0.68	94.12	0.26
		2437	0.64	0.68	94.12	0.26
		2452	0.65	0.69	94.20	0.26

Test Graphs

11B_Ant1_2412

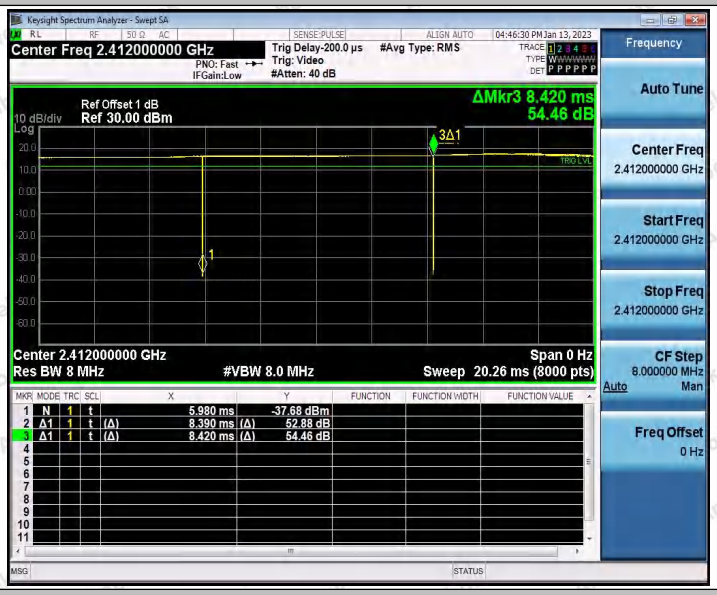

11B_Ant1_2437

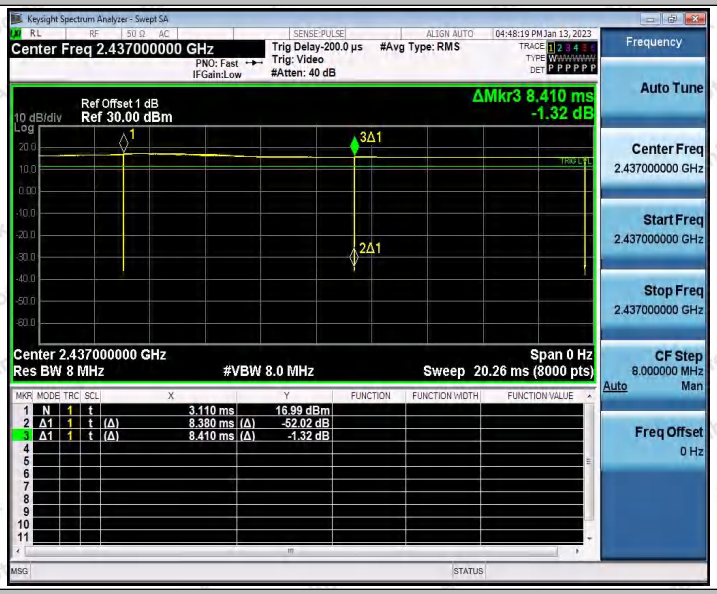

11B_Ant1_2462

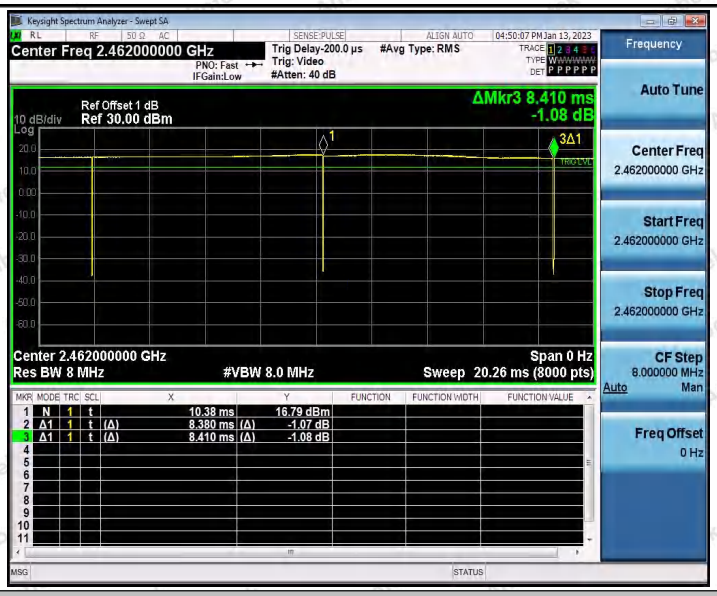

11G_Ant1_2412

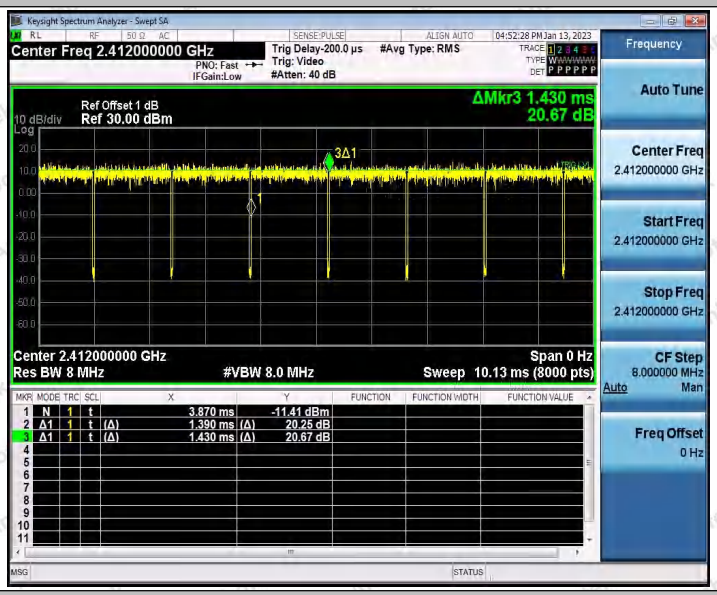

11G_Ant1_2437

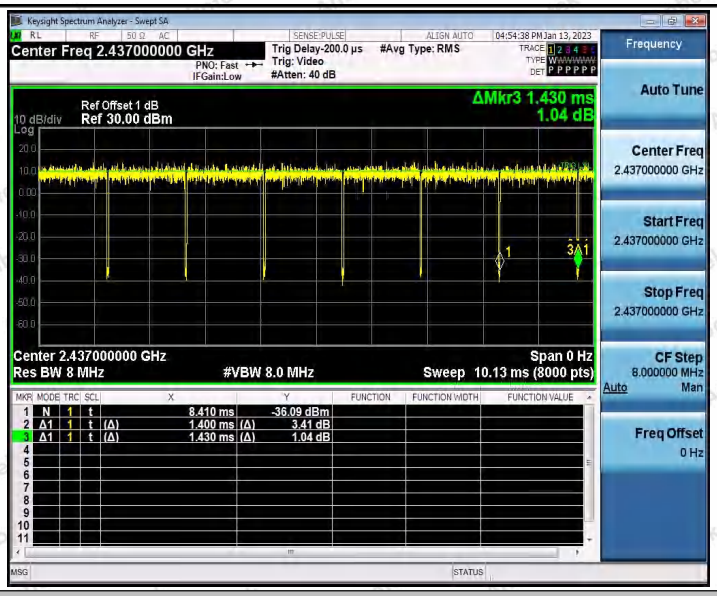

11G_Ant1_2462

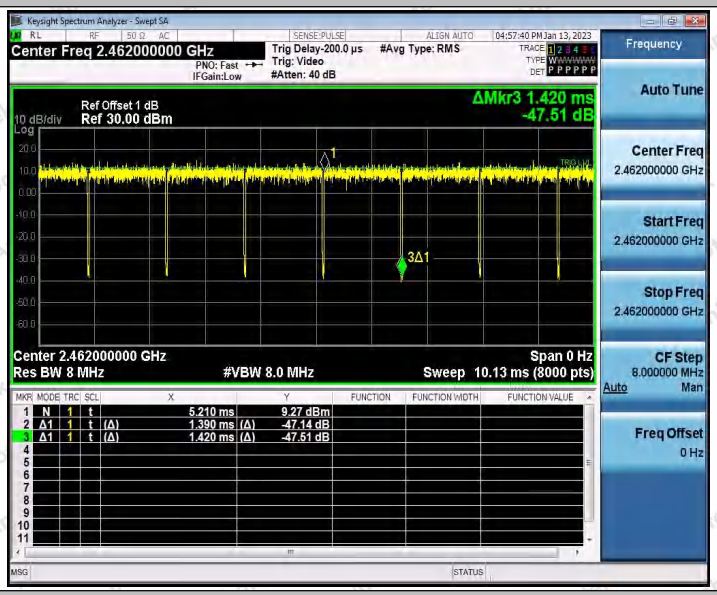

11N20_Ant1_2412

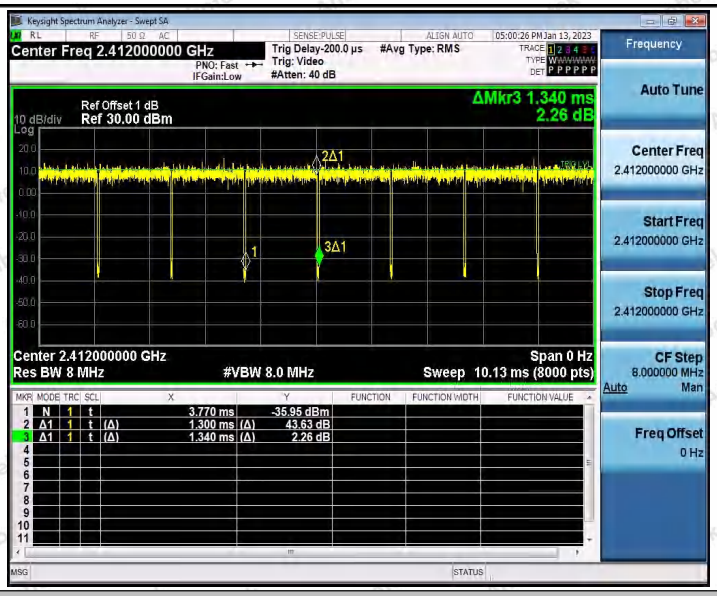

11N20_Ant1_2437

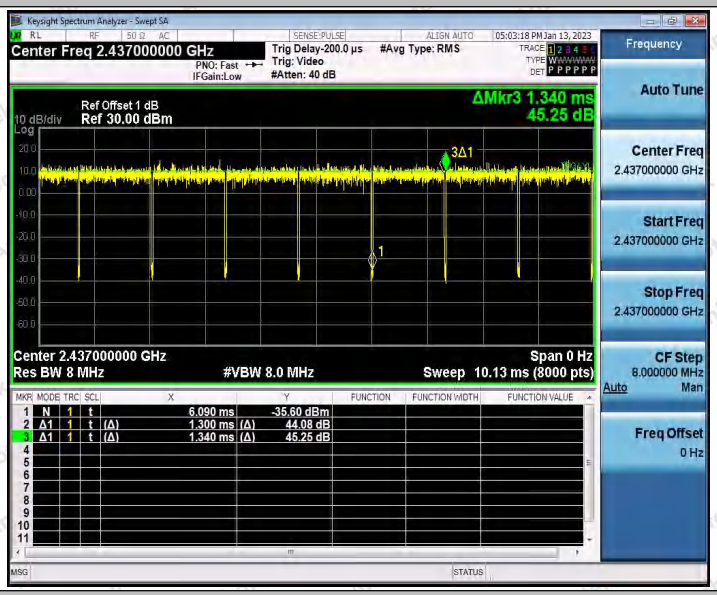

11N20_Ant1_2462

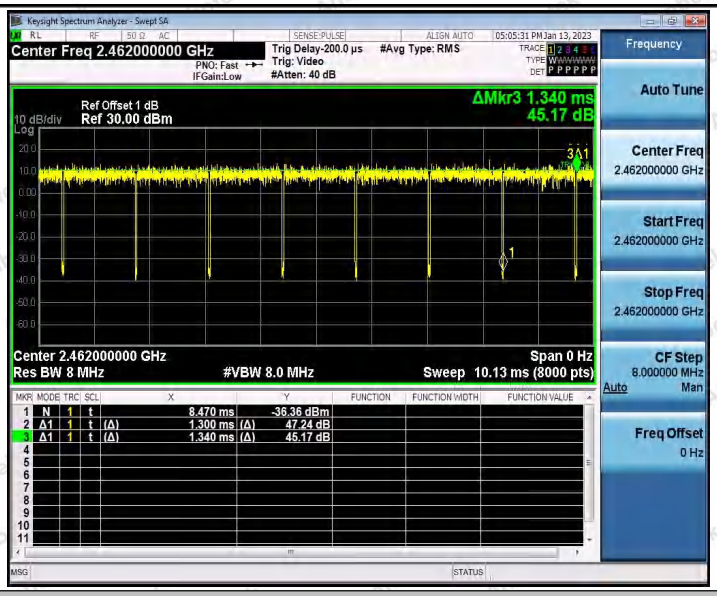

11N40_Ant1_2422

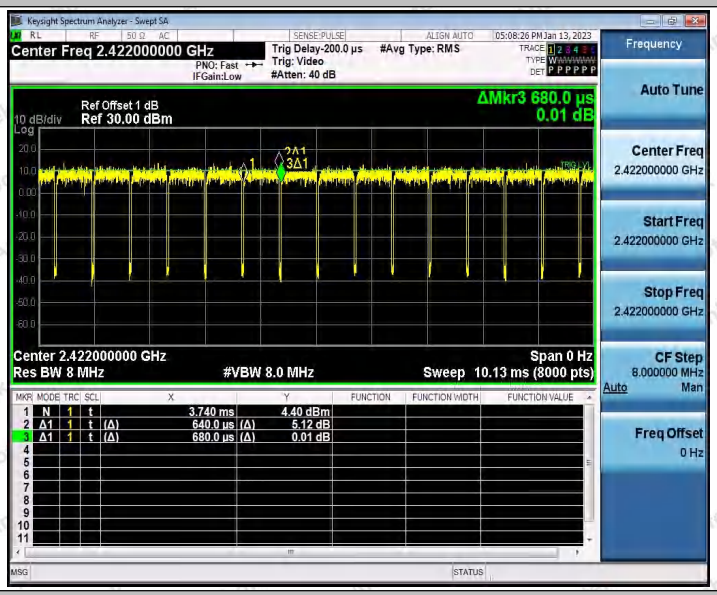

11N40_Ant1_2437

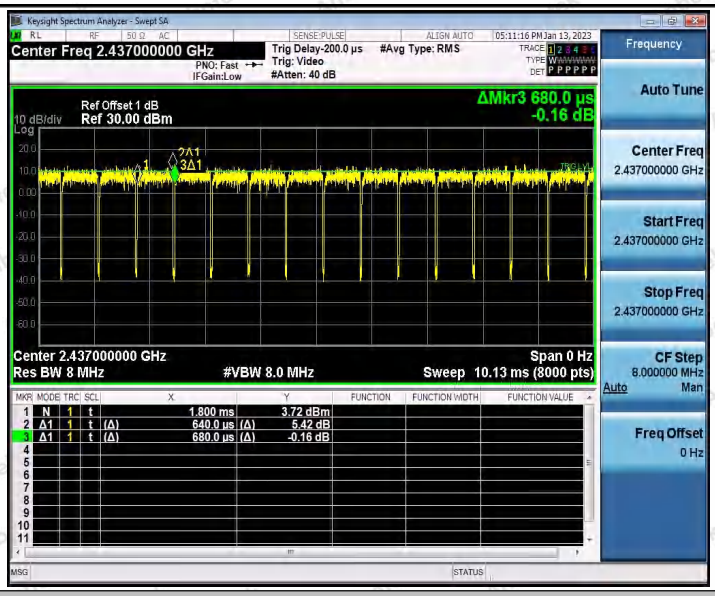

11N40_Ant1_2452

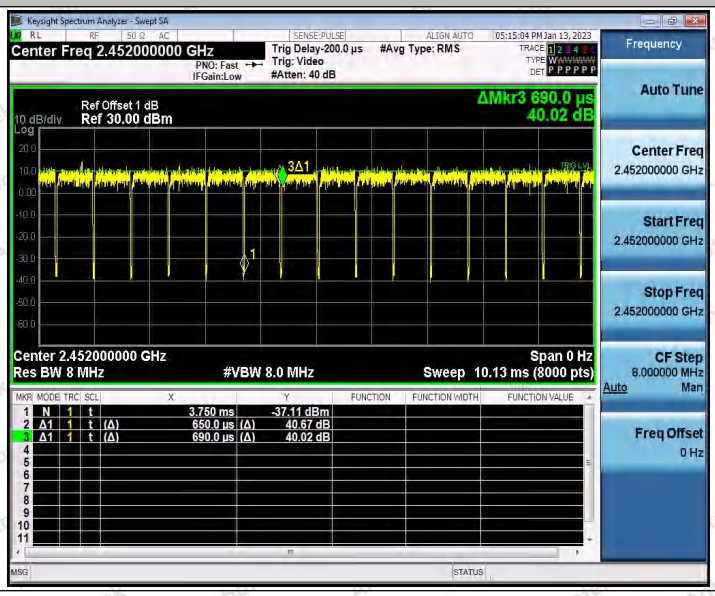

---End---