无线快速充电器

无线快速充电器

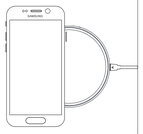

使用手册

♻ RoHS

产品介绍

无线充电器是新型，智能化的产品，具备设计简单，兼容性强的特点。
任何具备Qi充电协使用证标准的设备均可使用，在充电时无须通过电缆与设备连接，就可以实现您设备充电的功能。
它将给你带来良好的充电体验并享受安全免费的无线充电功能。

产品概述

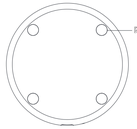

适用的设备

1. 内置无线充电接收器的设备 (iPhone8,iPhone X,Samsung Galaxy S6,S7,S8,Note8 Nokia 1520, LG, Nexus 5 and more).
2. 在地上方有预留无线充电接口的设备 (Samsung Galaxy S3, S4, S5, Note2,Note3, Note4, etc).
3. 具备无线充电接收器保护装置的设备(iPhone6,iPhone6 plus,etc).

注意：所有的设备必须符合Qi无电协议标准。

提示

1. USB线缆与电源适配器，电脑连接示意如下。

2. 将USB线缆插入无线充电器的连接端口。

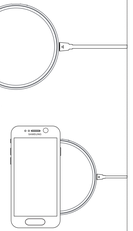

3. 请把手机放在无线充电器上方，并确保接收器与无线充电器接触的位置良好。

标准配件

无线充电器主机*1
数据线*1
使用手册*1

产品规格

输入: 5V/2A 9V/1.67A
输出: 5W/7.5W/10W
充电距离: ≤8mm
充电转换率: ≥73%
尺寸: 89X7.0mm

状态	描述	LED1:绿色	LED2:红色
上电待机	上电后进入待机模式，检测有无接收端	灭	亮
功率传输	如果 Qi 兼容的接收端放在发送端上，系统进入正常功率传输状态。	慢呼吸	灭
功率限制	如果发送端的电源不能提供足够大的功率来给接收端充电，EN201 进入功率限制状态，保证充电状态可以正常进行。	快呼吸	灭
充电结束	EN201 在收到 EPT 包的内容为 0x01（表示充电已完满）后自动关闭充电过程并指示。	慢呼吸（亮：手机机型而定）	灭
错误	如果 EN201 收到错误包，会指示错误状态	灭	亮
异物检测	异物检测功能被触发	灭	快闪2.5Hz

警告:

1. 请将无线充电器远离水或其它液体。
2. 如果你需要清洁无线充电器，请保证已经断开所有的电源连接。
3. 使用环境温度范围 请保持在0～45℃。

保修卡

仔细阅读以下内容：
本保修卡作为本公司产品保修唯一凭证。
凭本保修卡和相关销售发票可获得本公司免费保修服务。如您不能出示销售证明，改产品的免费保修期将自其生产日期推起。
产品自出售之日15日内，发生性能故障，产品本身及包装完整，外观无损；可以选择退货，换同型号同规格产品或免费修理。
产品自出售之日15日内，发生性能故障，产品本身及包装完整，外观无损；可以选择换同型号同规格产品或免费修理。
产品在本公司对应保修期内，可享受免费保修服务（人为因素除外）。
在保修期内修理两次，仍不能正常使用产品的，可凭保修记录和证明调换同型号规格产品或相关规定退货。
因修理者自身原因使修理超期30日的，由其免费为消费者调换同型号规格产品，费用由修理者承承担。
送修产品需要邮寄，邮寄费用由发送方单向负责。

下列情况不属于免费维修范围，敬请注意：
未能提供保修卡和相关销售发票。
产品的清洁和正常损坏了的损耗（如外壳，接插部件的自然损耗，老化及磨损）。
未按照使用说明要求，使用维护，保管导致的产品故障或损坏。
擅自改动，拆卸产品条形码或保修卡。
已经超出保换、保修期限。
产品保修卡上的产品序列号或者型号与产品本身不符。
擅自改动本身固有结构，电路，擅自拆卸，改装。
因意外事故，人为盗用无用导致产品损坏，如偏出短路，高压输入，超负荷工作，高温，进水，机械破坏，摔坏，产品严重氧化或者生锈等等。
客户发回送修途中由于运输，拆卸所导致的损坏。
因不可抗力如地震，火灾，水灾，雷击等导致产品故障或损坏。
其他非产品本身设计、技术制造、质量等问题而导致的故障或损坏。
该条例发布之日起生效！
保修卡内容拥有最终解释权，修改权归本公司所有。

出厂日期：

检验员：

为了您的权益，请您认真填写，并妥善保管，作为维修时的凭证：

经销商信息：	产品型号：	经销商名称：	
	联系电话：	销售日期：	
用户信息：	用户姓名：	联系电话：	
	通讯地址：	email&微信：	

保修内容	保修日期

产品售后服务承诺时限表

产品类型	承诺政策	服务方式
数据线	三个月	客户送修
内部电路	一年保修	客户送修
随机配件不在保修范围		

无线快速充电器

FASTCHARGE

FASTCHARGE

Use Manual

♻ RoHS

Product Introduction

The wireless charger is an intelligent product, with simple design and compatible with any mobile phones with Qi standard. Mobile phone is without plug when charging, which is more convenient and efficient. It can bring you with limitless life experience as well as safe and free experience with wireless charging function.

Product Outline

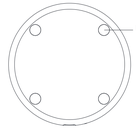

Applicable Devices

1. Devices with built-in wireless charging receiver (Nokia 1520, LG, Nexus 5 and more).
2. Devices with reserved wireless charging interface beside it battery (Samsung Galaxy S3, S4, S5, Note2, Note3, Note4, etc)
3. Devices with wireless charging receiver in its protection case(iPhone5/5s, iPhone6, iPhone6 plus, etc).

Note: All devices must be Qi standard.

Instructions

1. Inert one end of USB charging cable into power adaptor or computer. shown as below.

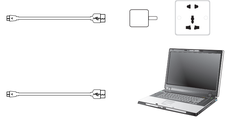

2. Insert another end of USB charging cable into Micro USB port of the wireless charger. The LED indicator lights up to indicate well connectivity.

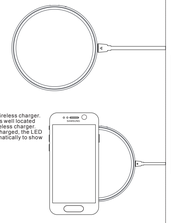

3. Place your phone on the wireless charger. Make sure that the phone is well located on the charging area for charging. When the phone is being charged, the LED indicator will light up automatically to show charging status.

Standard Accessories

Wireless Charger
USB Cable
User Manual

Product Specification

Input: 5V/2A 9V/1.67A
Output:5W/7.5W/10W
Charging Distance: ≤8mm
Charging Efficiency: ≥73%
Size: 89X7.0mm

STATUS	DESCRIPTION	LED 1:GREEN	LED 2:RED
CONNECTED TO POWER SOURCE	When power is connected, the device will enter standby mode to detect if receiving unit is here	OFF	ON
POWER DELIVERY	If Qi compatible receiver is placed on the transmitter, the system will enter normal power delivery mode.	SLOW BREATHING	OFF
POWER LIMIT	If Transmitter cannot deliver enough power for the receiving unit to charge. EO201 will enter power limitation mode to make sure charging status stays normal	FAST BREATHING	OFF
COMPLETING CHARGING	After EO201 receives EPT package at 0x01 (indicating charging is completed), it will shut off charging current and indicated.	SLOW ZON: Depends on the phone	OFF
ERROR	If EO201 receives a wrong package, the device will display error status.	OFF	ON
FOREIGN OBJECT DETECTION	FOD function is activated	OFF	FLASH(2.5Hz)

Attention:

1. Please keep the charger away from water or other liquid.
2. If you need to clean the charger, please make sure it is not connected power supply.
3. Using Environment temperature remains 0 -45℃.

FCC ID:

This device complies with part 15 of the FCC Rules. Operation is subject to the following two conditions:
(1) This device may not cause harmful interference, and
(2) this device must accept any interference received, including interference that may cause undesired operation.

NOTE: This equipment has been tested and found to comply with the limits for a Class B digital device, pursuant to Part 15 of the FCC Rules. These limits are designed to provide reasonable protection against harmful interference in a residential installation. This equipment generates, uses and can radiate radio frequency energy and, if not installed and used in accordance with the instructions, may cause harmful interference to radio communications. However, there is no guarantee that interference will not occur in a particular installation. If this equipment does cause harmful interference to radio or television reception, which can be determined by turning the equipment off and on, the user is encouraged to try to correct the interference by one or more of the following measures:
-- Reorient or relocate the receiving antenna
-- Increase the separation between the equipment and receiver.
-- Connect the equipment into an outlet on a circuit different from that to which the receiver is connected.
-- Consult the dealer or an experienced radio/TV technician for help.

Note: The manufacturer is not responsible for any radio or TV interference caused by unauthorized modifications to this equipment. such modifications could void the user's authority to operate this equipment
Changes or modifications not expressly approved by the party responsible for compliance could void the user's authority to operate the equipment.
The distance between user and products should be no less than 20cm

FASTCHARGE